

Empirical Evaluation of Contextual Policy Search with a Comparison-based Surrogate Model and Active Covariance Matrix Adaptation

Alexander Fabisch¹

Abstract

Contextual policy search (CPS) is a class of multi-task reinforcement learning algorithms that is particularly useful for robotic applications. A recent state-of-the-art method is Contextual Covariance Matrix Adaptation Evolution Strategies (C-CMA-ES). It is based on the standard black-box optimization algorithm CMA-ES. There are two useful extensions of CMA-ES that we will transfer to C-CMA-ES and evaluate empirically: ACM-ES, which uses a comparison-based surrogate model, and aCMA-ES, which uses an active update of the covariance matrix. We will show that improvements with these methods can be impressive in terms of sample-efficiency, although this is not relevant any more for the robotic domain.

1. Introduction

In the domain of robotics, behaviors are often generated with reinforcement learning (Kober et al., 2013). A standard approach is policy search with movement primitives. Policy search algorithms are often very similar to black-box optimization algorithms. Examples are the policy search algorithm relative entropy policy search (Peters et al., 2010) and the black-box optimization algorithm covariance matrix adaptation evolution strategies (CMA-ES) (Hansen & Ostermeier, 2001). The minimal formulation of the problem in policy search is

$$\arg \max_{\theta} \mathbb{E} [R(\theta)],$$

where $\theta \in \mathbb{R}^n$ are typically parameters of a policy $\pi_{\theta}(a|s)$ that have to be optimized and $R(\theta)$ is the return. In general we assume stochastic rewards, hence, we maximize the expected return. The corresponding formulation of a black-box optimization problem is

$$\arg \min_x f(x),$$

where f is the objective function and $x \in \mathbb{R}^n$ are parameters of the function. Instead of maximizing the expected return, we will minimize the objective.

We are interested in an extension to the original policy search formulation that is called contextual policy search. We seek to optimize

$$\arg \max_{\omega} \int_s p(s) \int_{\theta} \pi_{\omega}(\theta|s) \mathbb{E} [R(\theta, s)] d\theta ds,$$

where $s \in S$ is a context, π_{ω} is a stochastic upper-level policy parameterized by ω that defines a distribution of policy parameters for a given context (Deisenroth et al., 2013). The return R is extended to take into account the context, that is, the context modifies the objective. During the learning process, we optimize ω , observe the current context s , and select $\theta_i \sim \pi_{\omega}(\theta|s)$.

A corresponding general and deterministic problem formulation is

$$\arg \min_g \int_s f_s(g(s)) ds,$$

where f_s is a parameterized objective function and we want to find an optimal function $g(s)$. We call this the contextual black-box optimization problem. This, of course, is an extremely difficult problem which is usually relaxed by restricting the problem to a parameterized class of functions g_{ω} , often linear functions with a nonlinear projection of the context, for example, polynomials. The optimization problem becomes

$$\arg \min_{\omega} \int_s f_s(g_{\omega}(s)) ds$$

The challenge of contextual black-box optimization in comparison to black-box optimization lies in the fact that the true objective function, which is an integral over all possible states, is not directly available. We can only sample with a specific context s .

Contextual policy search and contextual black-box optimization are two very similar problem formulations. They correspond to each other like policy search and black-box optimization. Contextual black-box optimization can benefit from the ideas of black-box optimization as contextual policy search can benefit from policy search. We will discuss connections in the state of the art in the following section.

¹Robotics Innovation Center, DFKI GmbH, Bremen, Germany. Correspondence to: Alexander Fabisch <Alexander.Fabisch@dfki.de>.

2. State of the Art

Extending standard policy search algorithms to the contextual problem is often straightforward. For example, reward weighted regression (RWR, [Peters & Schaal, 2007](#)), cost-regularized kernel regression (CrKR, [Kober et al., 2012](#)), and variational inference for policy search (VIPS, [Neumann, 2011](#)) directly support this.

Relative entropy policy search (REPS, [Peters et al., 2010](#)) has been extended to the contextual setting ([Kupcsik et al., 2013](#)). One of the key advantages of C-REPS over similar methods is that it takes into account that different contexts might have different reward distributions and computes a baseline to normalize the reward of each context. Because episodic REPS can be considered to be a black-box optimization algorithm, this work can be regarded as a template for the extension of other methods. For example, Bayesian optimization ([Brochu et al., 2010](#)) has been extended to Bayesian optimization for contextual policy search (BO-CPS, [Metzen et al., 2015](#)), covariance matrix adaptation evolution strategies ([Hansen & Ostermeier, 2001](#)) to its contextual version C-CMA-ES ([Abdolmaleki et al., 2017a](#)), and model-based relative entropy stochastic search (MORE, [Abdolmaleki et al., 2015](#)) to C-MORE ([Tangkaratt et al., 2017](#)). There are also variants of these algorithms, for example, Contextual REPS has been extended to support active context selection ([Fabisch & Metzen, 2014](#)) and BO-CPS also has been developed further to actively select contexts in active contextual entropy search ([Metzen, 2015](#)) and factored contextual policy search with Bayesian optimization ([Karkus et al., 2016](#)), and the new acquisition function minimum regret search ([Metzen, 2016](#)) has been developed. It has been shown that C-REPS, however, is usually not stable and robust against selection of its hyperparameters ([Fabisch et al., 2015](#)) and suffers from premature convergence ([Abdolmaleki et al., 2017b](#)).

C-CMA-ES, C-MORE, and BO-CPS can be considered state of the art in contextual policy search or contextual black-box optimization. BO-CPS is usually only computationally efficient enough for a small number of parameters, C-CMA-ES is better if more parameters have to be optimized, and C-MORE can be considered state of the art for high-dimensional, redundant context vectors because it uses dimensionality reduction.

In this work, we will build on one of the most promising algorithm: C-CMA-ES. It is sample-efficient, more computationally efficient than BO-CPS, has only a few critical hyperparameters with good default values, and does not suffer from premature convergence like C-REPS. C-CMA-ES is based on CMA-ES. CMA-ES is an established black-box optimization algorithm for which many extensions have been developed. We will investigate two of them in a contextual black-box optimization setting.

Algorithm 1 Contextual CMA-ES

Require: update frequency λ and number of samples used for the update μ , context transformations $\phi(s), \psi(s)$, regularization coefficient γ , parameter dimension n and context dimension n_s

```

1:  $t \leftarrow 1$ 
2: while not converged do
3:   for all  $i \in \{1, \dots, \lambda\}$  do
4:     Observe  $s_i$ 
5:      $\theta_i \sim \mathcal{N}(\mathbf{W}^t \phi(s_i), (\sigma^t)^2 \Sigma^t)$ 
6:     Obtain  $r(s_i, \theta_i)$ 
7:   end for
8:   Build  $\Phi, \Psi, \Theta$ , and  $\mathbf{r}$ , where  $\Phi_i = \phi(s_i)^T$ ,  $\Psi_i = \psi(s_i)^T$ ,  $\Theta_i = \theta_i^T$ ,  $\mathbf{r}_i = r(s_i, \theta_i)$ 
9:    $\mathbf{B}^t \leftarrow (\Psi^T \Psi + \gamma \mathbf{I})^{-1} \Psi^T \mathbf{r}$  {Baseline}
10:  for all  $i \in \{1, \dots, \lambda\}$  do
11:     $\hat{A}(s_i, \theta_i) \leftarrow r(s_i, \theta_i) - \mathbf{B}^t \phi(s_i)$ 
12:  end for
13:  Order  $\left[ (s_1, \theta_1, \hat{A}(s_1, \theta_1)), \dots \right]$  descending by advantage values  $\hat{A}(s_i, \theta_i)$ 
14:   $\mathbf{D}_{ij} \leftarrow \frac{\delta_{ij}}{Z} (\log(\mu + 0.5) - \log(i))$ 
   { $Z$  is chosen so that weights sum up to one}
15:   $\mathbf{W}^{t+1} \leftarrow (\Phi^T \mathbf{D} \Phi + \gamma \mathbf{I})^{-1} \Phi^T \mathbf{D} \Theta$ 
16:   $\hat{\phi} = \frac{1}{\lambda} \sum_{i=1}^{\lambda} \phi(s_i)$ ;  $\mathbf{y} = \frac{\mathbf{W}^{t+1} \hat{\phi} - \mathbf{W}^t \hat{\phi}}{\sigma^t}$ 
17:   $\mathbf{p}_{\sigma}^{t+1} \leftarrow (1 - c_{\sigma}) \mathbf{p}_{\sigma}^t + \sqrt{c_{\sigma}(2 - c_{\sigma}) \mu_{eff}} \Sigma^{t-\frac{1}{2}} \mathbf{y}$ 
18:   $h_{\sigma} \leftarrow \begin{cases} 1 & \text{if } \frac{\|\mathbf{p}_{\sigma}^{t+1}\|^2}{n \sqrt{1 - (1 - c_{\sigma})^{2t}}} < 2 + \frac{4}{n+1} \\ 0 & \text{otherwise} \end{cases}$ 
19:   $\mathbf{p}_c^{t+1} \leftarrow (1 - c_c) \mathbf{p}_c^t + h_{\sigma} \sqrt{c_c(2 - c_c) \mu_{eff}} \mathbf{y}$ 
20:   $c_{1a} \leftarrow c_1 (1 - (1 - h_{\sigma}) c_c (2 - c_c))$ 
21:   $\mathbf{S} \leftarrow \sum_{i=1}^{\lambda} (\theta_i - \mathbf{W}^t \phi(s_i)) \frac{\mathbf{D}_{ii}}{\sigma^{t^2}} (\theta_i - \mathbf{W}^t \phi(s_i))^T$ 
22:
    $\Sigma^{t+1} \leftarrow (1 - c_{1a} - c_{\mu}) \Sigma^t$ 
    $+ c_{1a} \mathbf{p}_c^{t+1} \mathbf{p}_c^{t+1T} + c_{\mu} \mathbf{S}$ 
23:   $\sigma^{t+1} \leftarrow \sigma^t \exp \left( \frac{c_{\sigma}}{d_{\sigma}} \left( \frac{\|\mathbf{p}_{\sigma}^{t+1}\|}{\mathbb{E}[\|\mathcal{N}(0, \mathbf{I})\|]} - 1 \right) \right)$ 
24:   $t \leftarrow t + 1$ 
25: end while
    
```

3. Methods

We describe C-CMA-ES and the two extensions active C-CMA-ES and C-ACM-ES, which uses a surrogate model.

3.1. C-CMA-ES

C-CMA-ES is shown in Algorithm 1 and its default hyperparameters in Algorithm 2. We list the algorithm here, because the original publication does not give a complete and correct listing of the algorithm. For a more detailed

Algorithm 2 Hyperparameters of C-CMA-ES

Require: number of samples per update λ , sample weights D , number of parameters n , number of context variables n_s

- 1: $\mu_{eff} \leftarrow \frac{1}{\sum_{i=1}^{\lambda} D_{ii}^2}$
- 2: $c_1 \leftarrow 2 / ((n + n_s + 1.3)^2 + \mu_{eff})$
- 3: $c_\mu \leftarrow \min \left(1 - c_1, \frac{2(\mu_{eff} - 2 + \frac{1}{\mu_{eff}})}{(n + n_s + 2)^2 + \mu_{eff}} \right)$
- 4: $c_c \leftarrow \frac{4 + \frac{\mu_{eff}}{n + n_s}}{4 + n + n_s + 2 \frac{\mu_{eff}}{n + n_s}}$
- 5: $c_\sigma \leftarrow \frac{\mu_{eff} + 2}{n + n_s + \mu_{eff} + 5}$
- 6: $d_\sigma \leftarrow 1 + 2 \max \left(0, \sqrt{\frac{(\mu_{eff} - 1)}{(n + n_s + 1)}} - 1 \right) + c_\sigma + \log(n + n_s + 1)$
- 7: $\mathbb{E}[\|\mathcal{N}(0, \mathbf{I})\|] \leftarrow \sqrt{n} \left(1 - \frac{1}{4n} + \frac{1}{21n^2} \right)$

description of the algorithm with more explanations, however, please refer to [Abdolmaleki et al. \(2017a\)](#). Figure 1 illustrates how C-CMA-ES compares to C-REPS in a very simple contextual optimization problem. The initial variance of the search distribution was set intentionally low to demonstrate that C-CMA-ES quickly adapts its step size, whereas C-REPS restricts the maximum Kullback-Leibler divergence between successive search distributions which results in slow adaptation of the step size.

3.2. Active C-CMA-ES

Active CMA-ES ([Jastrebski & Arnold, 2006](#)) is an extension of CMA-ES. The covariance update is modified to take into account the worst samples of a generation. Similar to the rank- μ update of the covariance with the best samples of a generation, we compute a matrix

$$S^- \leftarrow \frac{1}{\sigma^{t2}} \sum_{i=1}^{\lambda} (\theta_j - \mathbf{W}^t \phi(s_j)) \cdot D_{ii} \cdot (\theta_j - \mathbf{W}^t \phi(s_j))^T,$$

where $j = 1 + \lambda - i$. S^- will be subtracted from the covariance. Line 22 of Algorithm 1 is replaced by

$$\begin{aligned} \Sigma^{t+1} \leftarrow & (1 - c_{1a} - c_\mu - \frac{1}{2}c_{\mu^-})\Sigma^t \\ & + c_1 \mathbf{p}_c^{t+1} \mathbf{p}_c^{t+1T} + \left(c_\mu + \frac{1}{2}c_{\mu^-} \right) S^- - c_{\mu^-} S^-, \end{aligned}$$

where $c_{\mu^-} = \frac{(1 - c_\mu)\mu_{eff}}{4((n + n_s + 2)^{1.5} + 2\mu_{eff})}$.

3.3. C-ACM-ES

Another extension to CMA-ES is ACM-ES ([Loshchilov et al., 2010](#)). It uses a ranking SVM as surrogate model to improve sample-efficiency. This integrates well because CMA-ES only takes into account the ranking of samples in a

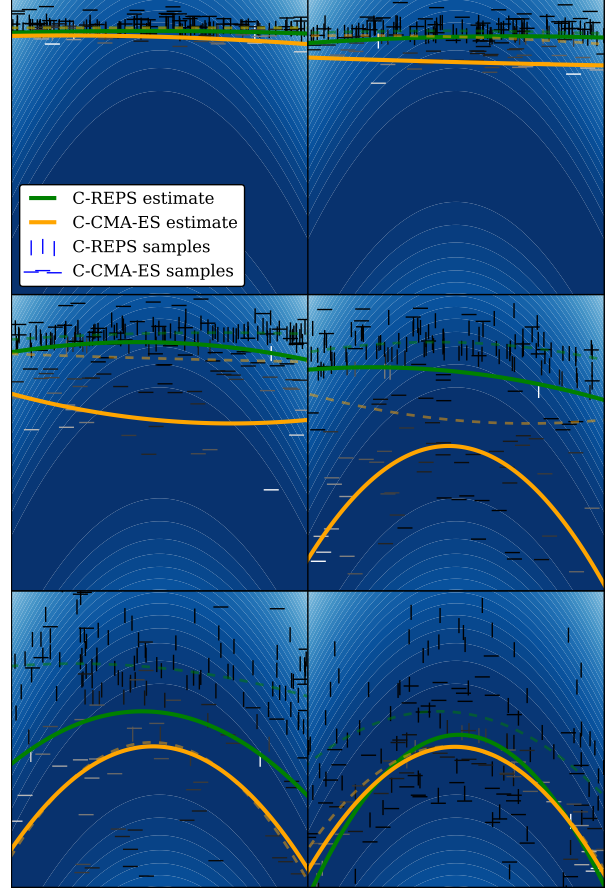


Figure 1. Comparison of C-REPS and C-CMA-ES in a simple contextual function optimization problem in six generations. Values of the contextual objective are indicated by background color. The optimum is a quadratic function in the valley. The x-axis represents the context s and the y-axis the parameter x . In each generation, 100 samples are used to move the search distribution indicated by the mean function from the dashed line to the solid line.

generation. It does not consider actual returns. Assuming all samples are ordered by their rank, a ranking SVM minimizes the objective

$$\begin{aligned} & \frac{1}{2} \|w\|_2^2 + \sum_{i=1}^N C_i \xi_i \\ \text{subject to } & w^T(\phi(x_i) - \phi(x_{i+1})) \geq 1 + \xi_i \wedge \xi_i \geq 0, \\ & \forall i = 1, \dots, N - 1. \end{aligned}$$

This can be solved by a form of sequential minimal optimization ([Platt, 1998](#)) and we can use the kernel trick. In this paper, we will use an RBF kernel

$$k(x, x') = \exp \left(-\frac{(x - x')^2}{2\sigma^2} \right),$$

with σ set to the average distance between training samples. The cost of an error depends on the ranks of corresponding samples and is $C_i = 10^6(N-i)^{c_{pow}}$, where usually $c_{pow} = 2$.

Instead of ordering samples by their returns, we will order them by samples of their advantage values (returns with subtracted context-dependent baseline, see Algorithm 1, line 11). We found this to be crucial in preliminary experiments.

Loshchilov et al. (2010) use the surrogate only conservatively to pre-screen a larger set of samples from which more promising samples are selected with a higher probability for evaluation. This is more difficult in a contextual setting because we typically have no control over the contexts in which we can evaluate samples. Once we know in which context we can evaluate the next sample, we could sample several parameters vectors θ_i and select the most promising samples with higher probability for evaluation. In experiments that we conducted, this often caused preliminary convergence. Instead, we will exploit the surrogate model directly, that is, we will not use it for pre-screening but we will use predicted ranking values directly in the update step.

Another key idea of ACM-ES is to normalize samples

$$\theta' \leftarrow \Sigma^{t-\frac{1}{2}} (\theta - \mu^t)$$

based on the covariance and mean of the search distribution to learn the surrogate model. We adopt the idea of using a ranking SVM as a surrogate model with normalized samples for C-ACM-ES. Instead of only the parameters θ , the surrogate model will also take into account context s . The normalization is a little bit more complicated:

$$\theta' \leftarrow \Sigma^{t-\frac{1}{2}} \left(\theta - W^{tT} \phi(s) \right),$$

and the contexts of the training set will be normalized to have a mean of zero and a standard deviation of one. In this paper, we assume that there is no correlation between context variables, which is not correct in general.

The search distribution is updated after λ samples from the objective function. We store the last $40 + \lfloor 4d^{1.7} \rfloor$ samples to train the local surrogate model, where d is the number of parameters to be optimized. For each update of the search distribution, in addition to the λ samples that we evaluated on the real objective function, we will draw $\lambda' - \lambda$ samples from the previous search distribution for random contexts that we observed in the training set and predict their ranking values to compute the update of the search distribution with these λ' samples. Additional hyperparameters will be described and evaluated in Section 4.1.1.

Using a surrogate model does not decrease the computational complexity in comparison to C-CMA-ES. Our expectation is that it increases sample-efficiency and, hence, the suitability for expensive objective functions.

4. Evaluation

We will evaluate the described extensions in contextual black-box optimization and two deterministic, simulated robotic problems.

4.1. Contextual Black-box Optimization

Another idea that can be transferred from black-box optimization to the contextual setting is a set of standard benchmark functions. The analysis in this Section is very similar to the one of Abdolmaleki et al. (2017a). We use some additional objective functions. We take standard objective functions and make them contextual by defining $f_s(\theta) = f(\theta + G\phi(s))$, where G is a matrix with components samples iid from a standard normal distribution. If not stated otherwise, $n_s = 1$, $\phi(s) = s$, and the components of s are sampled from the interval $[1, 2)$.

To make results comparable to the one of Abdolmaleki et al. (2017a), we use the same definition of $f_{Sphere}(x) = \sum_{i=1}^d x_i^2$ and $f_{Rosenbrock}(x) = \sum_{i=1}^{d-1} 100(x_i^2 - x_{i+1})^2 + (x_i - 1)^2$. In addition, we use

$$\begin{aligned} f_{Ackley}(x) &= -20 \exp \left(-0.2 \sqrt{\frac{1}{d} \sum_{i=1}^d x_i^2} \right) + 20 \\ &\quad - \exp \left(\frac{1}{d} \sum_{i=1}^d \cos(2\pi x_i) \right) + \exp(1) \end{aligned}$$

and the functions *ellipsoidal*, *discus*, and *different powers* from the COCO platform, a benchmark platform for black-box optimization (Hansen et al., 2016). The sphere objective checks the optimal convergence rate of an algorithm, the ellipsoidal function has a high conditioning that requires the algorithm to estimate the individual learning rates per dimension but is symmetric and separable, the Rosenbrock function checks whether the optimizer is able to change its direction multiple times, the discus function also has a high conditioning, the different powers function has no self-similarity, and the Ackley function is a multimodal function with many local minima. We do not use any other multimodal function because we do not have any contextual black-box optimization algorithm that works well for these kind of problems. They are particularly challenging for contextual optimizers. Initial parameters are sampled from $\mathcal{N}(\mathbf{0}, \mathbf{I})$ in most cases. Initial parameters of the Ackley function are sampled uniformly from $[-32.5, 32.5]$.

Unless otherwise stated, we use 50 samples of the objective function before we make an update of the search distribution. The number of updates corresponds to the number of iterations or generations in the following analysis. Instead of minimizing the f_s , we will maximize $-f_s$. Listed function values are averaged over one generation, that is,

multiple contexts will be considered but not always the same contexts.

4.1.1. HYPERPARAMETERS OF C-ACM-ES

First, we try to find a good configuration of C-ACM-ES. There are several hyperparameters: we have to define after how many samples the surrogate model is accurate enough to be used (n_{start}), the number of samples λ' evaluated by the surrogate model, c_{pow} of the ranking SVM objective, and the number of iterations n_{iter} that will be used to optimize the ranking SVM per training sample. While one parameter has been investigated, the others were kept to the values $\lambda' = 3\lambda$, $n_{start} = 100$, $c_{pow} = 1$, $n_{iter} = 1000$. We found that n_{start} is particularly important for optimizing f_{Ackley} and c_{pow} , n_{iter} , and λ' are important for $f_{Rosenbrock}$. λ is set close to the smallest possible value that generates a stable learning progress. This is also the case in all following experiments.

The most important results of the performed experiments are shown in Table 1. Setting $\lambda' = 2\lambda$ gives the best result for the Rosenbrock function. However, that $\lambda' = 3\lambda$ is a better compromise between exploitation of the model and a conservative handling. In fact, there are some objectives, where we can much better exploit the model. In the following experiments, we will use the configurations $\lambda' = 3\lambda$ and $\lambda' = 10\lambda$. Larger values for n_{iter} improve the result, which is not surprising. This is especially the case on a complex function like the Rosenbrock function. As a compromise between computational overhead and sample-efficiency, we select $n_{iter} = 1000$ which seems to work reasonably well. $n_{iter} = 3000$ also does not seem to be a bad choice as it significantly improves the result on the Rosenbrock function and only increases computational cost by a factor of three. On the Ackley function, it is important to bring the search distribution in a good state in which we can learn an accurate surrogate model before we start exploiting the surrogate. $n_{start} = 3000$ seems to be the best parameter here. In addition, we will use an aggressive version in the following experiments and set $n_{start} = 100$. The effect of c_{pow} is quite interesting. Although in the original implementation for ACM-ES (Loshchilov et al., 2010) the default value is 2, this seems to have a catastrophic effect on the Rosenbrock function. For all other functions, differences are negligible. During all conducted experiments, we found the estimate of the context-dependent baseline and the surrogate model to be very critical for C-ACM-ES to function.

We also tried kernel ridge regression with the same kernel as for the ranking SVM to learn a surrogate that estimates expected return. However, the results were not promising as suggested already by Loshchilov et al. (2010).

Table 1. Comparison of hyperparameters, average of 20 runs.

HYPERPARAM.	$\frac{1}{ S } \sum_{s \in S} f_s(x)$
ROSENBROCK ($n_s = 1$), AFTER GENERATION 850	
$\lambda' = 2\lambda$	$-7.817 \cdot 10^{-10}$
$\lambda' = 3\lambda$	$-1.485 \cdot 10^{-9}$
$\lambda' = 5\lambda$	$-4.089 \cdot 10^{-3}$
$\lambda' = 10\lambda$	$-1.445 \cdot 10^{15}$
$n_{iter} = 300$	$-1.679 \cdot 10^{-3}$
$n_{iter} = 1000$	$-1.485 \cdot 10^{-9}$
$n_{iter} = 3000$	$-4.607 \cdot 10^{-13}$
$n_{iter} = 10000$	$-2.396 \cdot 10^{-14}$
$c_{pow} = 1$	$-3.656 \cdot 10^{-9}$
$c_{pow} = 2$	$-1.977 \cdot 10^{41}$
ACKLEY ($n_s = 1$), AFTER GENERATION 1100	
$n_{start} = 100$	$-1.411 \cdot 10^1$
$n_{start} = 300$	$-1.085 \cdot 10^1$
$n_{start} = 1000$	$-1.086 \cdot 10^0$
$n_{start} = 3000$	$-3.995 \cdot 10^{-9}$
$n_{start} = 10000$	$-1.155 \cdot 10^{-8}$

4.1.2. COMPARISON OF C-CMA-ES EXTENSIONS

We did an extensive evaluation of several combinations of extensions of C-CMA-ES. Results are displayed in Table 2. We use C-REPS (with hyperparameter $\epsilon = 1$) and C-CMA-ES as baselines. aC-CMA-ES is active C-CMA-ES, C-ACM-ES uses the surrogate model, and aC-ACM-ES is its active counterpart. “+” indicates that the surrogate model is exploited aggressively, that is, we set $\lambda' = 10\lambda$ and $n_{start} = 100$, otherwise $\lambda' = 3\lambda$ and $n_{start} = 3000$. Exemplary learning curves are displayed in Figure 2 for the Rosenbrock function.

Variants of C-ACM-ES usually outperform vanilla C-CMA-ES. Although the surrogate model focuses on ordering the samples with the highest rank more correctly and aC-CMA-ES is often not better than C-CMA-ES, aC-ACM-ES performs best in most cases. If this is not the case, C-ACM-ES performs best. The sphere function with two context variables seems to be different. Here, it is important to exploit the surrogate model as early and aggressively as possible to have a chance against C-CMA-ES.

An interesting result, however, is that C-REPS is often much faster in the early phase. See, for example, Figure 3. In the first 10 generations, which amounts to 500 episodes, C-REPS outperforms all variants of C-CMA-ES by orders of magnitude. Unfortunately this is the phase of the optimization that is usually interesting for learning in the real world. We can also see that C-REPS converges already and does not learn anything for the next 840 generations. Variants of C-CMA-ES will continue making progress until the last

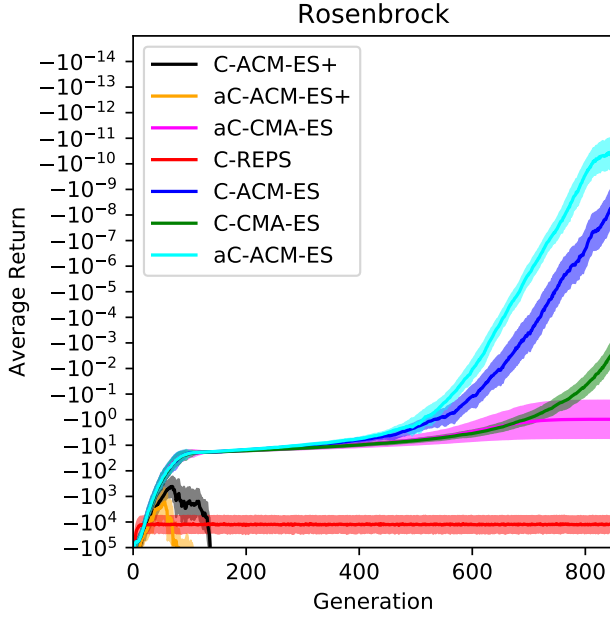


Figure 2. Learning curves for the Rosenbrock function of several contextual policy search methods. Mean and standard deviation of 20 experiments are displayed.

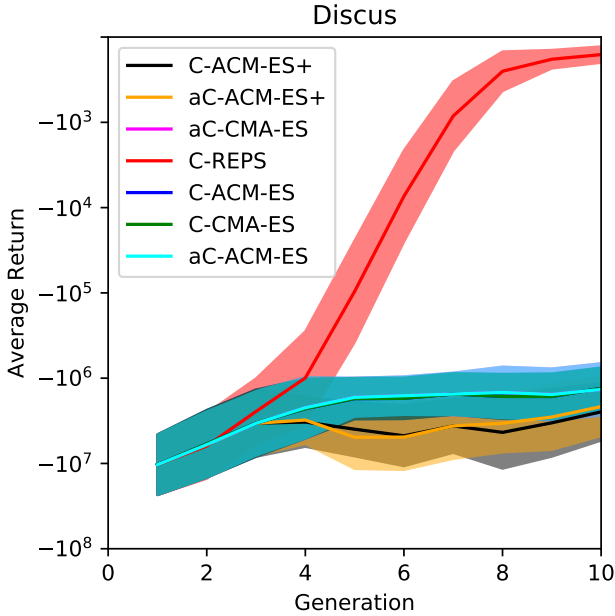


Figure 3. Learning curves for the Discus function for the first few generations. Mean and standard deviation of 20 experiments are displayed.

episode. Because the surrogate model is only useful when we have a good estimate of the covariance matrix and a sub-

Table 2. Comparison of CPS methods, average of 20 runs. Best results are underlined.

METHOD	$\frac{1}{ S } \sum_{s \in S} f_s(x)$
SPHERE ($n_s = 2$), AFTER GENERATION 200	
C-REPS	$-4.509 \cdot 10^{+01}$
C-CMA-ES	$-1.815 \cdot 10^{-05}$
AC-CMA-ES	$-1.348 \cdot 10^{-05}$
<u>C-ACM-ES+</u>	$-1.294 \cdot 10^{-08}$
AC-ACM-ES+	$-1.506 \cdot 10^{-01}$
C-ACM-ES	$-6.257 \cdot 10^{-04}$
AC-ACM-ES	$-2.309 \cdot 10^{-04}$
ROSENBROCK ($n_s = 1$), AFTER GENERATION 850	
C-REPS	$-1.255 \cdot 10^{+04}$
C-CMA-ES	$-2.328 \cdot 10^{-03}$
AC-CMA-ES	$-9.736 \cdot 10^{-01}$
C-ACM-ES+	$-1.445 \cdot 10^{+15}$
AC-ACM-ES+	$-3.227 \cdot 10^{+19}$
C-ACM-ES	$-3.656 \cdot 10^{-09}$
<u>AC-ACM-ES</u>	$-3.899 \cdot 10^{-11}$
ACKLEY ($n_s = 1$), AFTER GENERATION 1100	
C-REPS	$-1.947 \cdot 10^{+01}$
C-CMA-ES	$-8.762 \cdot 10^{-07}$
AC-CMA-ES	$-8.773 \cdot 10^{-07}$
C-ACM-ES+	NAN
AC-ACM-ES+	NAN
<u>C-ACM-ES</u>	$-3.995 \cdot 10^{-09}$
AC-ACM-ES	$-1.813 \cdot 10^{-08}$
ELLIPSOIDAL ($n_s = 1$), AFTER GENERATION 800	
C-REPS	$-2.944 \cdot 10^{+05}$
C-CMA-ES	$-2.337 \cdot 10^{+02}$
AC-CMA-ES	$-1.524 \cdot 10^{+02}$
C-ACM-ES+	$-1.300 \cdot 10^{+16}$
AC-ACM-ES+	$-2.407 \cdot 10^{+18}$
C-ACM-ES	$-1.039 \cdot 10^{-10}$
<u>AC-ACM-ES</u>	$-2.388 \cdot 10^{-11}$
DIFF. POWERS ($n_s = 1$), AFTER GENERATION 600	
C-REPS	$-9.088 \cdot 10^{+02}$
C-CMA-ES	$-1.562 \cdot 10^{-07}$
AC-CMA-ES	$-3.038 \cdot 10^{-07}$
C-ACM-ES+	$-7.111 \cdot 10^{+74}$
AC-ACM-ES+	$-8.717 \cdot 10^{+82}$
C-ACM-ES	$-2.464 \cdot 10^{-14}$
<u>AC-ACM-ES</u>	$-1.284 \cdot 10^{-14}$
DISCUS ($n_s = 1$), AFTER GENERATION 850	
C-REPS	$-1.288 \cdot 10^{+02}$
C-CMA-ES	$-2.995 \cdot 10^{-10}$
AC-CMA-ES	$-3.838 \cdot 10^{-10}$
C-ACM-ES+	$-8.297 \cdot 10^{+27}$
AC-ACM-ES+	$-1.250 \cdot 10^{+24}$
<u>C-ACM-ES</u>	$-8.877 \cdot 10^{-12}$
AC-ACM-ES	$-1.684 \cdot 10^{-11}$

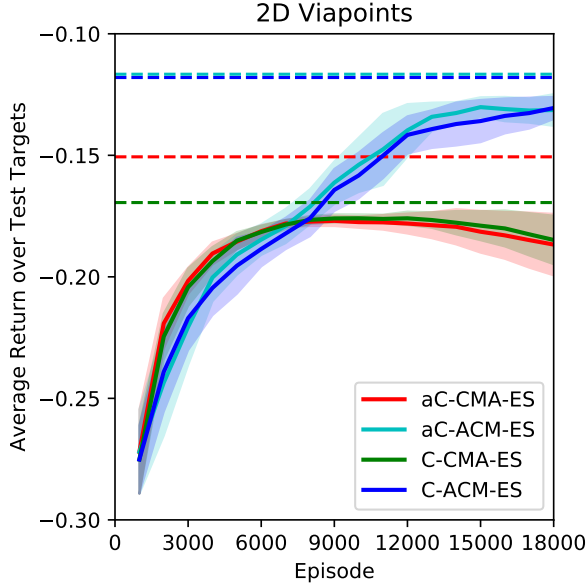


Figure 4. Learning curves for the viapoint problem, averaged over 20 experiments. Dashed lines indicate the maximum return over all experiments and generations.

stantial amount of samples from the objective function, we can only use it in later stages of the optimization to improve the learning progress.

4.2. 2D Viapoint Problem

We will use a 2D viapoint problem. A dynamical movement primitive (Ijspeert et al., 2013) with $x_0 = (0, 0)^T$, $g = (1, 1)^T$, $\tau = 1.0$, and 10 parameters per dimension will be used as trajectory representation. The reward is defined for each step $t = 0, \dots, T - 1$ as

$$r_t = -0.001 \|v\|_t,$$

and for the last step as the difference to each viapoint

$$r_T = - \sum_{p_{via,t}} \|p_{via,t} - p_t\|.$$

Viapoints are defined as a tuple of time and positions $\{(0.2, (0.2, 0.5)^T), (0.5, s)\}$, where $s \in [0.3, 0.7] \times [0.3, 0.7]$.

We did not use C-REPS as a baseline because it is not robust against the choice of its hyperparameter ϵ (Fabisch et al., 2015). In the experiments, we use $\lambda = 100$, $n_{start} = 1000$, and a quadratic baseline. Learning curves are displayed in Figure 4. The performance is evaluated on a grid of 25 test contexts, where $s_1, s_2 \in (0.3, 0.4, 0.5, 0.6, 0.7)$. Active C-CMA-ES does not make any difference. The convergence behavior of (a)C-ACM-ES is much better, however, the

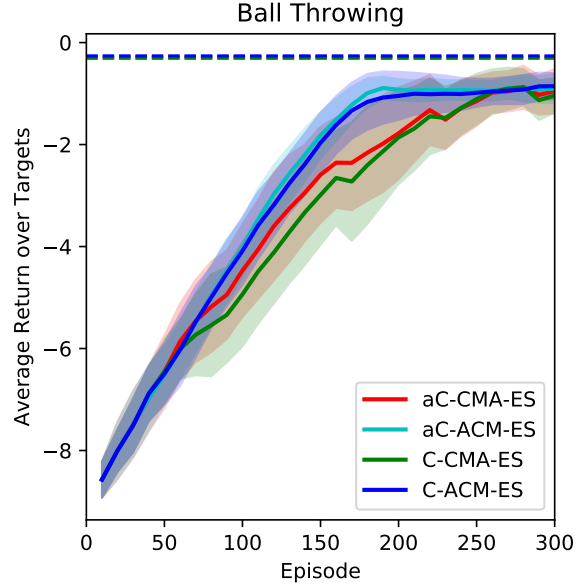


Figure 5. Learning curves for the ball throwing problem, averaged over 20 experiments. Dashed lines indicate the maximum return over all experiments and generations.

advantage only occurs after about 8,000 episodes, which is way too late for such a simple problem from the robotics perspective.

4.3. Ball Throwing

An example of a problem where it is much easier to define the reward function than the solution, is throwing a ball at a target. A reward is only given at the end of an episode, hence, we can directly define the return

$$R(s, \theta) = - \max_{i,t} |\dot{q}_{i,t}| - \|s - p\|_2,$$

where $\max_{i,t} |\dot{q}_{i,t}|$ is the maximum velocity in a joint during execution of a robot’s throwing motion and p is the point where the ball hits the ground. We define a problem which is very similar to the ball-throwing problem of Fabisch et al. (2015): a dynamical movement primitive represents a throwing movement of a 6 DOF robot with 10 weights per dimension. An initial movement hits the target $(10, 5)^T$. We try to generalize only over three arbitrarily selected contexts / target positions: $\{(2, 3)^T, (1.5, 2.2)^T, (1, 2)^T\}$, set $n_{start} = 40$, and $\lambda = 10$.

Results are shown in Figure 5. The learning curve is very steep because the initial trajectory has to be adapted a lot to hit the new targets. We can set n_{start} and λ to very low values because we only want to generalize over a set of three discrete contexts. In this case, using a surrogate model already gives a slight advantage so early in the learning pro-

cess. The difference between active and standard covariance updates is not significant.

5. Conclusion and Outlook

We demonstrated that the extensions active C-CMA-ES and C-ACM-ES can be combined and yield impressive results on contextual function optimization problems in comparison to C-CMA-ES. We have shown, however, that these results are actually not directly transferable to the domain of robotics. We would like to learn successful upper-level policies in 100–1000 episodes at maximum. The presented extensions, however, start to be better than standard C-CMA-ES just after the range of interest. They exhibit much better convergence behavior though.

A drawback of many contextual optimization algorithms (for example, C-REPS and C-CMA-ES) is that they learn linear upper-level policies. The choice of ϕ defines the functions that can be represented. BO-CPS does not have this drawback because the policy is represented implicitly as an optimization problem over a global surrogate model similar to how policies are defined in value iteration reinforcement learning or Q-learning. This is expensive to compute though. More complex upper-level policies in C-CMA-ES would be an option to mitigate this restriction. We cannot say yet if more complex models are stable enough to be learned in practice.

Acknowledgments

References

- Abdolmaleki, Abbas, Lioutikov, Rudolf, Peters, Jan R, Lau, Nuno, Pualo Reis, Luis, and Neumann, Gerhard. Model-based relative entropy stochastic search. In *Advances in Neural Information Processing Systems* 28, pp. 3537–3545. 2015.
- Abdolmaleki, Abbas, Price, Bob, Lau, Nuno, Reis, Luis Paulo, and Neumann, Gerhard. Contextual covariance matrix adaptation evolutionary strategies. In *Proceedings of the Twenty-Sixth International Joint Conference on Artificial Intelligence, IJCAI-17*, pp. 1378–1385, 2017a. doi: 10.24963/ijcai.2017/191. URL <https://doi.org/10.24963/ijcai.2017/191>.
- Abdolmaleki, Abbas, Simões, David, Lau, Nuno, Reis, Luis Paulo, and Neumann, Gerhard. *Learning a Humanoid Kick with Controlled Distance*, pp. 45–57. Springer International Publishing, 2017b. ISBN 978-3-319-68792-6. doi: 10.1007/978-3-319-68792-6_4.
- Brochu, Eric, Cora, Vlad M., and de Freitas, Nando. A tutorial on bayesian optimization of expensive cost functions, with application to active user modeling and hierarchical reinforcement learning. eprint [arXiv:1012.2599](https://arxiv.org/abs/1012.2599), arXiv.org, December 2010.
- Deisenroth, Marc Peter, Neumann, Gerhard, and Peters, Jan. A survey on policy search for robotics. *Foundations and Trends in Robotics*, 2(12):1–142, 2013. ISSN 1935-8253. doi: 10.1561/23000000021. URL <http://dx.doi.org/10.1561/23000000021>.
- Fabisch, Alexander and Metzen, Jan Hendrik. Active contextual policy search. *Journal of Machine Learning Research*, 15:3371–3399, 2014. URL <http://jmlr.org/papers/v15/fabisch14a.html>.
- Fabisch, Alexander, Metzen, Jan Hendrik, Krell, Mario Michael, and Kirchner, Frank. Accounting for task-difficulty in active multi-task robot control learning. *KI - Künstliche Intelligenz*, 29(4):369–377, 2015.
- Hansen, Nikolaus and Ostermeier, Andreas. Completely derandomized self-adaptation in evolution strategies. *Evolutionary Computation*, 9(2):159–195, 2001.
- Hansen, Nikolaus, Auger, Anne, Mersmann, Olaf, Tüsar, Tea, and Brockhoff, Dimo. COCO: A platform for comparing continuous optimizers in a black-box setting. *CoRR*, abs/1603.08785, 2016. URL <http://arxiv.org/abs/1603.08785>.
- Ijspeert, Auke Jan, Nakanishi, Jun, Hoffmann, Heiko, Pastor, Peter, and Schaal, Stefan. Dynamical movement primitives: learning attractor models for motor behaviors. *Neural Computation*, 25(2):328–373, 2013.
- Jastrebski, Grahame A. and Arnold, Dirk V. Improving Evolution Strategies through Active Covariance Matrix Adaptation. In *IEEE Congress on Evolutionary Computation – CEC 2006*, pp. 2814–2821, 2006. doi: 10.1109/cec.2006.1688662.
- Karkus, Péter, Kupcsik, Andras, Hsu, David, and Lee, Wee Sun. Factored contextual policy search with bayesian optimization. *CoRR*, abs/1612.01746, 2016. URL <http://arxiv.org/abs/1612.01746>.
- Kober, Jens, Wilhelm, Andreas, Oztop, Erhan, and Peters, Jan. Reinforcement learning to adjust parametrized motor primitives to new situations. *Autonomous Robots*, 33(4): 361–379, 2012.
- Kober, Jens, Bagnell, J. Andrew, and Peters, Jan. Reinforcement learning in robotics: A survey. *International Journal of Robotics Research*, 2013.
- Kupcsik, Andras G., Deisenroth, Marc Peter, Peters, Jan, and Neumann, Gerhard. Data-efficient generalization of robot skills with contextual policy search. In *Proceedings of the National Conference on Artificial Intelligence (AAAI)*, 2013.

- Loshchilov, I., Schoenauer, M., and Sebag, M. Comparison-Based Optimizers Need Comparison-Based Surrogates. In et al., R. Schaefer (ed.), *Parallel Problem Solving from Nature (PPSN XI)*, volume 6238 of *LNCS*, pp. 364–373. Springer, September 2010.
- Metzen, Jan Hendrik. Active Contextual Entropy Search. In *Proceedings of NIPS Workshop on Bayesian Optimization*, pp. 5, Montreal, Quebec, Canada, 2015. URL <http://arxiv.org/abs/1511.04211>.
- Metzen, Jan Hendrik. Minimum regret search for single- and multi-task optimization. In *Proceedings of 33rd International Conference on Machine Learning (ICML)*, pp. 10, New York, NY, USA, 2016. URL <http://arxiv.org/abs/1602.01064>.
- Metzen, Jan Hendrik, Fabisch, Alexander, and Hansen, Jonas. Bayesian Optimization for Contextual Policy Search. In *Proceedings of the Second Machine Learning in Planning and Control of Robot Motion Workshop (MLPC-2015)*, Hamburg, 2015. IROS.
- Neumann, Gerhard. Variational inference for policy search in changing situations. In *Proceedings of the 28th International Conference on Machine Learning*, 2011. ISBN 978-1-4503-0619-5.
- Peters, Jan and Schaal, Stefan. Reinforcement learning by reward-weighted regression for operational space control. In *Proceedings of the International Conference on Machine Learning*, pp. 745–750, 2007.
- Peters, Jan, Mülling, Katharina, and Altun, Yasemin. Relative entropy policy search. In *Proceedings of the 24th AAAI Conference on Artificial Intelligence*, 2010.
- Platt, John. Sequential minimal optimization: A fast algorithm for training support vector machines. Technical Report MSR-TR-98-14, Microsoft Research, 1998.
- Tangkaratt, Voot, van Hoof, Herke, Parisi, Simone, Neumann, Gerhard, Peters, Jan, and Sugiyama, Masashi. Policy search with high-dimensional context variables. In *Proceedings of the 31st AAAI Conference on Artificial Intelligence*, pp. 2632–2638, 2017.