

The Politics of Attention

Lin Hu* Anqi Li†

First Draft: May 2018

This Draft: July 2018

Abstract

We develop an equilibrium theory of attention and politics. In a spatial model of electoral competition where candidates have varying policy preferences, we examine what kinds of political behaviors capture voter’s limited attention and how this concern in turn affects political outcomes. Following the seminal work of Downs (1957), we assume that voters are rationally inattentive and can process information about candidates’ random policies at a cost proportional to entropy reduction as in Sims (1998) and Sims (2003). Two salient patterns emerge in equilibrium as we increase the attention cost or garble the news technology: first, arousing and attracting voter’s attention becomes harder; second, doing so leads the varying types of the candidates to adopt extreme and exaggerated policy and issue positions. We supplement our analysis with historical accounts, and discuss its relevance in the new era featured with greater media choices and distractions, as well as the rise of partisan media and fake news.

JEL codes: D70, D80

*Research School of Finance, Actuarial Studies and Statistics, Australian National University. lin.hu@anu.edu.au.

†Department of Economics, Washington University in St. Louis. anqili@wustl.edu. We thank Steve Callander, Matt Gentzkow, Kun Li, Ilya Segal, Chris Shannon, Ken Shotts, as well as the seminar audience at APEN 2018, Columbia, UC Davis, University of Konstanz, University of Warwick and University of Zurich for comments and suggestions. All errors are our own.

1 Introduction

The 1790’s witnessed the separation of two important figures in the U.S. history: Alexander Hamilton and James Madison. Once closed allies who coauthored the Federalist papers and shared huge successes in justifying and marketing the U.S. Constitution, the two figures started to disagree about Hamilton’s economic policies, which emphasized finance, manufacturing and trade over agriculture. To fight their war and in particular, to “arouse and attract public attention,” the two of them founded political parties and partisan newspapers with extreme and exaggerated positions. To give a vivid example, while Madison himself believed that a healthy country should excel in all areas, he urged that people look inwards, to the center of the country, to farmers, and go back to the values that made America great, namely low taxes, agriculture and less trade (Feldman (2017)).

In this paper, we ask what kinds of political behaviors capture voter’s limited attention and how this concern in turn affects political outcomes. The premise of our analysis is that attention is a scarce resource and its utilization is governed by meticulous cost-benefit analysis. As Anthony Downs famously postulated in *An Economic Theory of Democracy* (1957): “In our model, as in real life, political decisions are made when uncertainty exists and information is obtainable only at a cost. Thus a basic step towards understanding politics is analysis of the economics of being informed, i.e., the rational utilization of scarce resources to obtain data for decision-making.”

We examine a spatial model of electoral competition where each of the two candidates can have random preferences for policies, privately known to himself, e.g., centrist or extreme type. Voters are rationally inattentive and can process information about candidates’ random policies at a cost proportional to entropy reduction as in Sims (1998) and Sims (2003). Our main finding is an equilibrium phenomenon called *attention and media-driven extremism and exaggeration*, namely as we increase the attention cost or garble the news technology, capturing voter’s attention becomes harder and leads the varying types of the candidates to adopt extreme and exaggerated policy and issue positions. We supplement our analysis with historical accounts, and discuss its implications in the new era featured with greater media choices and distractions, as well as the rise of partisan media and fake news.

Our baseline model adds the above described ingredients into Downs (1957)’s

model of electoral competition. Our candidates can have general preferences for policies that depend on whether they win or lose the election, and hence the profile of the policies they propose can indeed be a random variable. Attending to politics helps voters decide which candidate to vote for, but doing so incurs costs, as it takes time and effort to process and absorb political contents, or to hold conversations and debates that help think things through. As in Sims (1998) and Sims (2003), this cost is assumed to be the mutual information between the random policy profile and the voter’s decision, scaled by a parameter called the *marginal attention cost*, which represents cost shifters such as exposures to distractions and media choices, the intensity of firms’ competition for consumer eyeballs, etc. (Baum and Kernell (1999); Prior (2005); Teixeira (2014); Dunaway (2016); Perez (2017)).

We examine equilibrium attention and policies when the environment is symmetric around the median voter, showing that as a voter’s marginal attention cost increases, capturing his attention becomes harder and leads the varying types of the candidates to enlarge their policy differences or even to exaggerate the intrinsic differences between themselves. This result of *attention-driven extremism and exaggeration* holds true even if candidates can only partially honor their policy proposals, which can be regarded as their promises made during the campaign.

Our analysis helps explain Madison’s strategic overemphasis of agriculture over finance, manufacturing and trade, as well as the high level of the visibility earned by Bush’s unequivocal embrace of women’s rights during the 1980 Republican Primary (Popkin (1994); Feldman (2017)). It is consistent with the fact that campaign messages are extreme and exaggerated (Vavreck (2009)), while raising questions as to whether our exposures to distractions and media choices can partially explain the rising polarization as documented in Poole and Rosenthal (2001), Abramowitz and Saunders (2008) and Gentzkow et al. (2017).

When attention is costly, voters do not bother to notice the small policy differences between the varying types of the candidates, suggesting that the latter enlarge their policy differences as a means of retaining voter’s attention. Interestingly, this intuition holds true in equilibrium where attention and policy can depend endogenously and subtly on each other. A key step in our proof shows that if voters have concave preferences for policies, then candidates’ winning probabilities are independent of voters’ characteristics such as marginal attention cost in every symmetric equilibrium of the election game. Thus our intuition is indeed an equilibrium phenomenon, since

marginal attention cost affects only voters’ attention strategies.

In the first extension of the baseline model, we introduce noisy news into the analysis, assuming that voters can process a noisy signal of the policy profile released by news technology. We examine the needed degree of policy extremism for capturing voter’s attention in equilibrium, showing that the latter increases as the news technology becomes less Blackwell-informative. This result indicates a potential channel through which the recent rise of partisan media and fake news as documented in Levendusky (2013), Barthel et al. (2016), Gentzkow and Shapiro (2016), Puglisi and Snyder (2016), Lee and Kent (2017) and Allocott and Gentzkow (2017) can affect policy settings, and its empirical merit awaits future tests.

When a policy consists of multiple issues, we establish a positive relationship between the level of voter’s attention and the differing issue positions adopted by the varying types of the candidates. This result formalizes the familiar idea in political science that salient issue positions trigger high levels of public attention (Popkin (1994)), and therefore demonstrates the usefulness of our framework.

1.1 Related Literature

Models of electoral competition Downs’ (1957) model of electoral competition assumes that candidates are office motivated and that players’ preferences and actions are common knowledge. The model has a strong prediction, namely equilibrium policies converge to the median voter’s ideal position. A large body of the subsequent literature has been developed to reverse this prediction. The most related to our work are probabilistic voting models and signaling models.

Two assumptions are needed for different candidates to adopt different policies in probabilistic voting models (hereinafter, *policy divergence*): (1) candidates are uncertain about the median voter’s position; (2) candidates are either motivated by policy concerns as in Wittman (1983) and Calvert (1985b) or are treated differentially by voters for non-policy reasons as in Aragues and Palfrey (2002). Variations of classical models abound; for a comprehensive review of the literature, see the textbook of Persson and Tabellini (2000) and the recent survey of Duggan (2017).

Our model differs from the above described ones in crucial aspects. First, our candidates have random preferences for policies, and hence our comparison of the policies adopted by the varying types of the same candidate should not be confused

with the policy divergence as defined above. Second, our candidates face no aggregate-level uncertainty about voters under any given policy profile, even though individual voters act randomly so long as they pay attention to politics. Thus, factors that affect the randomness of individual votes, such as marginal attention cost, are irrelevant in the determination of equilibrium policies, and they should not be regarded as sources of the aggregate-level uncertainty in probabilistic voting models.

Another popular explanation for policy divergence is signaling. In the seminal works of Banks (1990), Kartik and McAfee (2007) and Callander (2008), candidates have hidden characteristics that voters value alongside with policies, and certain types of candidates are preferred to others, *ceteris paribus*. If the preferred type of candidate deviates from the median voter’s position, other candidates will follow the suit in order to be perceived as preferable.

Electoral competition with costly information acquisition Several recent papers introduce costly information acquisition into electoral competition models. Matějka and Tabellini (2016) examines a probabilistic voting model with office-motivated candidates. Unlike our model where policy uncertainty arises from candidates’ policy preferences, there voters can reduce the variances of normally distributed random variables equal to policies plus exogenous shocks. Furthermore, the cost associated with variance reduction can depend on candidates’ informational attributes such as transparency and media coverage. As noted by these authors, their model predicts policy divergence as defined above, apart from their main results, if candidates have differing informational attributes. Our notion of policy extremism differs, and our analysis assumes symmetry.

Yuksel (2014) examines a probabilistic voting model with policy-motivated candidates in which voters can acquire imperfect information about their aggregate preference shock. In a special case of this model that deals with single-issued policies, improvements in the learning technology enlarge the information gap between candidates and voters, resulting in a greater degree of policy divergence for the same reason as that given by Wittman (1983) and Calvert (1985b).

Prato and Wolton (2016) develops a model of electoral communication where greater attention from the voter increases his probability of discovering the winning candidate’s plan once in office. Surprisingly, too much voter attention can be a curse and may lead incompetent candidates to make inefficient policy choices.

A common thread connecting the above described models is the endogeneity between attention and policies. By contrast, the existing studies on election with partially informed voters such as Glaeser et al. (2005), Gul and Pesendorfer (2009) and Glaeser and Ponzetto (2014) take the uncertainty faced by voters as exogenously given.

Rational inattention Early development of the rational inattention literature (RI) pioneered by Sims (1998) and Sims (2003), Maćkowiak and Wiederholt (2009) and Woodford (2009) sought to explain the stickiness of macroeconomic variables by entropic information costs. Recently, a great deal of effort by Matějka and McKay (2012), Yang (2015), Yang (2016), Martin (2017), Ravid (2017), etc. has been devoted to understanding the impact of RI for strategic interactions.

The current paper shares the spirit of Yang (2015) and Yang (2016), as they both examine the flexibility of attention allocation implied by RI for equilibrium outcomes. At its heart lies the following fact: when attention allocation is flexible, the monotonicity of voters' preferences pass seamlessly over to optimal attention strategies and voting decisions, which simplifies the analysis of equilibrium policies in general environments.

The remainder of this paper proceeds as follows: Section 2 introduces the baseline model; Sections 3 and 4 present main results; Sections 5 and 6 investigate extensions of the baseline model; Section 7 concludes. See Appendix A for omitted proofs and the online appendix for additional results.

2 Baseline Model

2.1 Setup

Primitives There is a unit mass of infinitesimal voters and two candidates named α and β , each endowed with a type that captures his preference for the policies in $\Theta = [-1, 1]$. Players are divided into camp α and camp β , e.g., left and right wings, pro- and anti-women's rights, depending on whether their types belong to $\Theta_\alpha = [-1, 0]$ or $\Theta_\beta = [0, 1]$. Voters' types are distributed according to a probability function P with support Θ , density function p and zero median, whereas each candidate c 's type is a finite random variable with support $T_c \subset \Theta_c$ and probability mass function P_c ,

$c = \alpha, \beta$. Denote the type of a typical voter by t and that of candidate c by t_c . Suppose the distribution of types is independent across players.

Each candidate c can implement a policy in a finite set $A_c \subset \Theta_c$, which can be arbitrarily rich.¹ In the case where candidate c assumes office and implements policy a , the utility of type t voter, the winning candidate and the losing candidate is $u(a, t)$, $u_+(a, t_c)$ and $u_-(a, t_{-c})$, respectively. Our candidates can have office and policy motivations, both in general forms, as their utilities can depend on who is in charge and which policy is being implemented. As usual, the function $u(a, \cdot)$ is continuous for all a , and the function $u(\cdot, t)$ is strictly increasing on $[-1, t]$ and is strictly decreasing on $[t, 1]$ for all t .

Election game Time evolves as follows:

1. Nature draws types for players;
2. candidate c privately observes his type and proposes a policy a_c ;
3. the press releases news ω about the *policy profile* $\mathbf{a} = (a_\alpha, a_\beta)$;
4. voters attend to politics and vote for one of the candidates;
5. winner is determined by simple majority rule with even tie-breaking and implements his policy proposal in Stage 2.

We add to Downs' (1957) model three new ingredients: random preferences, limited voter attention and noisy news.

Candidate's strategy Candidate c 's strategy $\sigma_c : T_c \rightarrow \Delta(A_c)$ maps each of his types to a lottery on his feasible policies. A strategy profile $\sigma = (\sigma_\alpha, \sigma_\beta)$ yields a random policy profile $\tilde{\mathbf{a}}$, which is a non-degenerate random variable if $|\text{supp}(\sigma)| \geq 2$. Occasionally, we abuse the language by saying that σ is *non-degenerate* in this last case.

¹As discussed in Section 4.3.2, the assumption of finite policy space mainly ensures that standard utility functions of voters satisfy the regularity condition described in Assumption 4.

Voter’s problem We make two assumptions about voters’ behaviors. First, voting is expressive as in most election models, meaning that each voter chooses his most preferred candidate based on the information available.² Second, attending to politics enables informed voting decisions, but doing so incurs (opportunity) costs, as the time and effort required for the processing and absorption of political contents, conversing with colleagues, family members and friends, or holding debates and deliberations that help think things through, can be spent elsewhere such as leisure and entertainment. Due to space limitations, we will proceed with model description for now and postpone the discussion of attention cost till the next section.

Following the literature on rational inattention, we model attention as a channel that converts news about the policy profile into decisions on which candidate that one should vote for. Further, the cost associated with paying attention is assumed to be proportional to the mutual information between news and the voting decision. We consider alternative cost functions in Appendix B.3.

The baseline model examines a simple case where news coincides with the policy profile itself, i.e., $\omega = \mathbf{a}$. By Lemma 1 of Matějka and McKay (2015), we can summarize the decisions of an arbitrary voter t in this case by an *attention rule* $m_t : A_\alpha \times A_\beta \rightarrow [0, 1]$, where each $m_t(\mathbf{a})$ represents the probability that voter t chooses candidate β under policy profile \mathbf{a} . Let

$$v(\mathbf{a}, t) = u(a_\beta, t) - u(a_\alpha, t)$$

be the voter’s utility difference between choosing candidate β over candidate α under \mathbf{a} , and let

$$V_t(m_t, \sigma) = \sum_{\mathbf{a} \in \text{supp}(\sigma)} m_t(\mathbf{a}) v(\mathbf{a}, t) \sigma(\mathbf{a})$$

be his expected utility difference under any profile (m_t, σ) of attention rule and can-

²Chen and Yang (2014) studies a committee voting model where voters can acquire information about the uncertain fundamental at a cost proportional to entropy reduction. Equilibrium voting is shown to be expressive, because if voters can flexibly choose information strategies, then it is wasteful to vote differently than what one’s signal recommends. Earlier works on committee voting with costly information acquisition (see, e.g., Persico (2004), Martinelli (2006), Gerardi and Yariv (2008) and the references therein) do not predict expressive voting, because the information strategies considered there will not emerge endogenously in Chen and Yang (2014)’s equilibrium.

didates' strategies. Voter t 's expected payoff is then

$$V_t(m_t, \sigma) - \mu_t \cdot I(m_t, \sigma),$$

where the second term of the above expression represents the attention cost and will be further discussed in the next section.

Candidate's payoff Under any policy profile \mathbf{a} , the number of votes earned by candidate β is $\int m_t(\mathbf{a}) dP(t)$, and the winning probability of candidate α and β is $w_\alpha(\mathbf{a}) = 1 - w_\beta(\mathbf{a})$ and $w_\beta(\mathbf{a}) = w(\mathbf{a})$, respectively, where

$$w(\mathbf{a}) = \begin{cases} 0 & \text{if } \int m_t(\mathbf{a}) dP(t) < \frac{1}{2}, \\ \frac{1}{2} & \text{if } \int m_t(\mathbf{a}) dP(t) = \frac{1}{2}, \\ 1 & \text{if } \int m_t(\mathbf{a}) dP(t) > \frac{1}{2}. \end{cases} \quad (2.1)$$

Under any profile of attention rules $m = (m_t)_{t \in \Theta}$ and candidates' strategies σ , the expected payoff of candidate c is equal to

$$V_c(m, \sigma) = \mathbb{E}_{m, \sigma} [w_c(\tilde{\mathbf{a}}) u_+(\tilde{a}_c, \tilde{t}_c) + (1 - w_c(\tilde{\mathbf{a}})) u_-(\tilde{a}_{-c}, \tilde{t}_c)]. \quad (2.2)$$

Equilibrium A strategy profile (m^*, σ^*) constitutes a *Bayesian Nash equilibrium* of the election game if

1. each m_t^* maximizes voter t 's expected payoff, taking σ^* as given:

$$m_t^* \in \arg \max_{m_t: A_\alpha \times A_\beta \rightarrow [0,1]} V_t(m_t, \sigma^*) - \mu_t \cdot I(m_t, \sigma^*) \quad \forall t;$$

2. each σ_c^* maximizes candidate c 's expected payoff, taking m^* and σ_{-c}^* as given:

$$\sigma_c^* \in \arg \max_{\sigma_c} V_c(m^*, \sigma_c, \sigma_{-c}^*) \quad \forall c = \alpha, \beta.$$

Remark 1. In the case where not all feasible policies occur on the equilibrium path, we adopt the standard assumption in the RI literature that any off-equilibrium-path policy profile can be perfectly discerned by voters. That is, $m_t^*(\mathbf{a}) = 1$ if $v(\mathbf{a}, t) > 0$

and 0 otherwise for any $\mathbf{a} \notin \text{supp}(\sigma^*)$. As the reader will soon realize, this assumption plays a minimal role in our predictions, and it will be dispensed with in Section 5, where news is a noisy signal of the policy profile drawn from a full-support distribution.

2.2 Attention Cost

Downs' (1957) thesis has two main elements: attention is costly and attention allocation is rational. Both elements are grounded in reality.

Evidence In our model, attending to politics refers to activities that enable informed voting decisions, e.g., the processing and absorption of the voluminous political contents, conversing with colleagues, family members and friends, or holding debates and deliberations in order to think things through (Gentzkow and Shapiro (2011); Mitchell et al. (2014)). As discussed earlier, the time and effort required for these activities could be spent elsewhere, such as leisure and entertainment.

According to political scientists and consumer researchers, factors that affect the opportunity cost of attending to politics include, but are not limited to: the intensity of firms' competition for consumer eyeballs, the availability of entertainment and socializing opportunities through cable TV, internet and digital media, etc. (Teixeira (2014); Perez (2017)).³ Recently, greater exposures to distractions and media choices have left footprints on our behaviors, resulting in a shift of attention from politics to entertainment, the low levels of engagement with political contents among mobile device users, etc. (Baum and Kernell (1999); Prior (2005); Dunaway (2016)).

Meanwhile, there is ample evidence showing that people focus on the most relevant aspect of the reality to their personal well-beings. For example, farmers and laborers told very different stories about Eisenhower's leadership during his first term in office, and blacks and whites have different levels of familiarities with civil rights issues (Campbell et al. (1960); Vavreck (2009)).⁴

³Teixeira (2014) estimates that the cost of consumer attention has risen by seven to nine times in the past two decades. Perez (2017) reports that mobile apps for gaming, messaging, music and social alone seize up to three hours of U.S. users' time per day as of 2016.

⁴Eisenhower wanted to discharge the agriculture surplus accumulated by his democratic predecessor and did not subsidize farmers as much. During his first term his office, farmers' votes moved strongly with variations in crop prices, whereas labors reacted more to labor conditions, rhetorics of the union and major events in big cities (Campbell et al. (1960)).

Theory We model attention as a channel that converts the random policy profile into voter's decision on which candidate to vote for. For an arbitrary voter t , the attention cost is assumed to be proportional to the mutual information between these random variables:

$$\underbrace{\mu_t}_{\text{marginal attention cost}} \cdot \underbrace{I(m_t, \sigma)}_{\text{mutual information}}.$$

The parameter $\mu_t > 0$, hereinafter named the *marginal attention cost*, captures potential cost shifters and is assumed to vary continuously with voter's type.

Intuitively, if a voter pays no attention to politics, then the uncertainty he faces can be captured by the entropy of the random policy profile:

$$H(\sigma) = - \sum_{\mathbf{a} \in \text{supp}(\sigma)} \sigma(\mathbf{a}) \log \sigma(\mathbf{a}).$$

If he pays attention and acts according to m_t , then the residual uncertainty conditional on his decision $s = \alpha, \beta$ is

$$H(q(\cdot | s)) = - \sum_{\mathbf{a} \in \text{supp}(\sigma)} q(\mathbf{a} | s) \log q(\mathbf{a} | s),$$

where

$$q(\mathbf{a} | s) = \begin{cases} \frac{m_t(\mathbf{a})\sigma(\mathbf{a})}{q_s} & \text{if } s = \beta, \\ \frac{(1 - m_t(\mathbf{a}))\sigma(\mathbf{a})}{q_s} & \text{if } s = \alpha, \end{cases}$$

is the conditional probability that the policy profile is \mathbf{a} , and

$$q_s = \begin{cases} \sum_{\mathbf{a} \in \text{supp}(\sigma)} m_t(\mathbf{a})\sigma(\mathbf{a}) & \text{if } s = \beta, \\ \sum_{\mathbf{a} \in \text{supp}(\sigma)} (1 - m_t(\mathbf{a}))\sigma(\mathbf{a}) & \text{if } s = \alpha, \end{cases}$$

is the marginal probability that the decision is s . The reduction in entropy, or equivalently mutual information:

$$I(m_t, \sigma) = H(\sigma) - \sum_s q_s H(q(\cdot | s)),$$

increases with the time and effort that are spent on information processing and digestion and constitutes a legitimate measure of attention cost.

To build more intuition, consider two extreme strategies: (1) vote unconditionally for one of the candidates, i.e., $m_t(\mathbf{a}) \equiv 0$ or 1 , and (2) vote always for the preferred candidate, i.e.,

$$m_t(\mathbf{a}) = \begin{cases} 1 & \text{if } v(\mathbf{a}, t) > 0, \\ 0 & \text{otherwise.} \end{cases}$$

The first strategy requires no attention on the voter's part, and the mutual information between the variables of our interest is equal to zero. The second strategy calls for perfect attention and mutual information coincides with the entropy of the policy profile.

The use of entropic cost has information theoretic foundations.⁵ Since Shannon's entropy determines the minimum channel capacity (here, attention) needed to losslessly transmit the source data (here, policy profile) as encoded in binary digits (Cover and Thomas (2006)), it follows that if a voter asks a series of yes-or-no questions about the policy profile at a fixed unit cost, then the minimum expected cost is entropic cost. In what follows, we will be clear about the mathematical properties of mutual information we use – in particular, the implied flexibility of attention allocation – in Section 4.4; we will consider alternative cost functions in Appendix B.3.

3 Optimal Attention Rule

The next lemma gives characterization of optimal attention rule for any given profile σ of candidates' strategies. For ease, we will drop the notation of σ and write voters' best-response functions simply as $m_t^* : A_\alpha \times A_\beta \rightarrow [0, 1]$:

Lemma 1. *Fix any σ and t . For any $\mathbf{a} \in \text{supp}(\sigma)$,*

- (i) $m_t^*(\mathbf{a}) = 0$ if and only if $\mathbb{E}_\sigma [\exp(\mu_t^{-1} v(\tilde{\mathbf{a}}, t))] < 1$;
- (ii) $m_t^*(\mathbf{a}) = 1$ if and only if $\mathbb{E}_\sigma [\exp(-\mu_t^{-1} v(\tilde{\mathbf{a}}, t))] < 1$;

⁵As Shannon (1948) famously postulates, “The fundamental problem of communication is for the receiver to be able to identify what data was generated by the source, based on the signal it receives through the channel,” where source and channel here refer to the policy profile and attention, respectively.

(iii) otherwise $m_t^*(\mathbf{a}) \in (0, 1)$ and satisfies the following first-order condition:

$$v(\mathbf{a}, t) = \mu_t \cdot \log \left(\frac{m_t^*(\mathbf{a})}{1 - m_t^*(\mathbf{a})} \cdot \frac{1 - \mathbb{E}_\sigma [m_t^*(\tilde{\mathbf{a}})]}{\mathbb{E}_\sigma [m_t^*(\tilde{\mathbf{a}})]} \right).$$

Proof. See Proposition 2 of Yang (2016). \square

According to Lemma 1, the optimal attention rule can take two forms, depending on whether the gain from attending to politics justifies the cost or not. In Cases (i) and (ii), the voter clearly prefers one candidate over another and votes deterministically without attending to politics. In Case (iii), the voter has no clear preference ex-ante, and the result of him paying attention is a random decision that equalizes the marginal gain from distinguishing the two candidates and the marginal cost. Hereinafter, we shall say that the voter *acts based on ideology* in Cases (i) and (ii), and that he *pays active attention to politics* in Case (iii).

A closer look at the first-order condition reveals interesting patterns. First, $m_t^*(\mathbf{a})$ depends on \mathbf{a} only through $v(\mathbf{a}, t)$, suggesting that voters should never differentiate policy profiles of the same value of v , because doing so does no good to decision-making but incurs redundant costs.

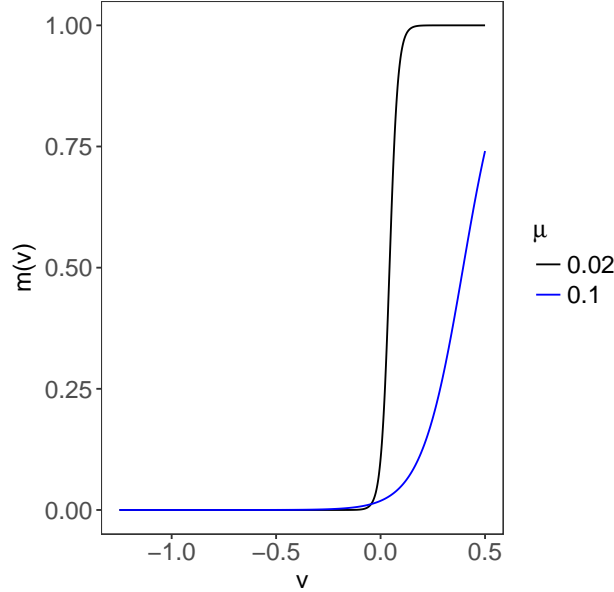


Figure 1: Plot $m_t^*(\mathbf{a})$ against $v(\mathbf{a}, t)$ for $t = -0.25$: a_c is uniformly distributed on Θ_c , $c = \alpha, \beta$, and $u(a, t) = -|t - a|$.

Second, the optimal attention rule, when formulated as a function of v , is increasing in its argument, suggesting that one should support a candidate more often as the gain from doing so increases. When attention is cheap, the optimal attention rule depicted in Figure 1 resembles a step function that jumps roughly from zero to one at around $v = 0$, meaning that in this case, the voter should clearly identify which candidate is more preferable than the other but nothing else. As attention cost increases, the voter no longer differentiates the varying policy profiles as much, and the optimal attention rule flattens out accordingly.

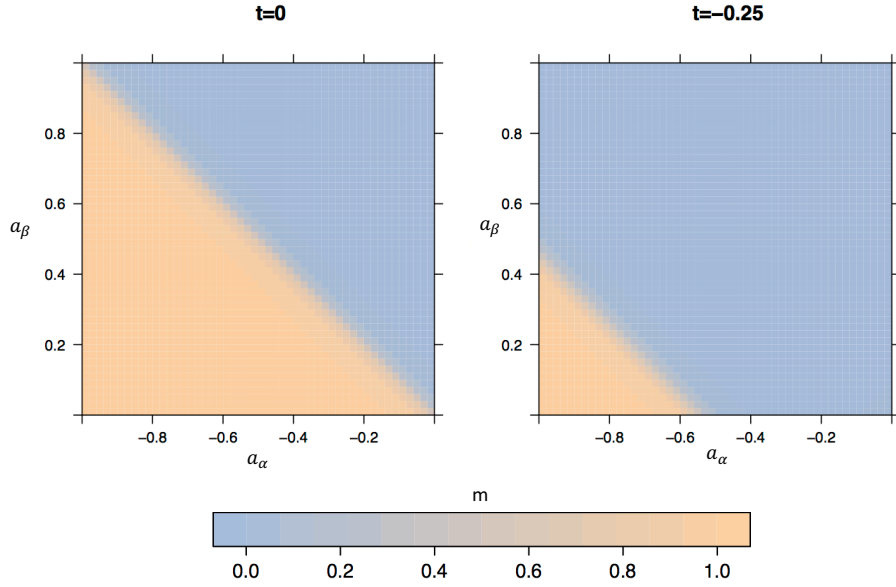


Figure 2: Plot $m_t^*(\mathbf{a})$ against \mathbf{a} for $t = 0$ and $t = -.25$: a_c is uniformly distributed on Θ_c , $c = \alpha, \beta$, $u(a, t) = -|t - a|$ and $\mu = .02$. m_0^* jumps roughly from zero to one around $a_\alpha + a_\beta = 0$, whereas $m_{-.25}^*$ does so around $a_\alpha + a_\beta = -.5$.

Third, optimal attention allocation exhibits endogenous confirmatory biases.⁶ Figure 2 depicts the optimal attention rules of voters $t = 0$ and $-.25$. Compared to the median voter, the camp α voter more prefers candidate α than candidate β a priori. When attention is costly, such bias manifests itself through attention allocation,

⁶Confirmatory bias refers to the tendency to search for, interpret, favor and recall information in a way that confirms one's preexisting beliefs or hypotheses. The question of whether the consumption of political news and contents exhibits confirmatory bias has attracted much attention of economists and political scientists. For example, Gentzkow and Shapiro (2011) estimates indices of ideological segregation using large-scale data on online and off-line news consumption. Peterson et al. (2018) updates these estimates using the data collected from the 2016 U.S. presidential campaign. We refer the reader to these papers and the references therein for a thorough review of the literature.

whereby the voter, constrained by limited attention, ignores candidate β unless the latter is significantly closer to the median voter than candidate α is.⁷

4 Equilibrium Analysis

Throughout this section, we assume that the environment is symmetric around the media voter:

Assumption 1. (i) for all $\tilde{u} \in \{u, u_+, u_-\}$, $\tilde{u}(a, t) = \tilde{u}(-a, -t)$ for all $(a, t) \in \text{Dom}(\tilde{u})$, (ii) for all t , $\mu_t = \mu_{-t}$, $p(t) = p(-t)$ and $P_\beta(t) = P_\alpha(-t)$.

We consider equilibria where players' strategies are symmetric around the median voter, i.e., $\sigma_\beta(a | t) = \sigma_\alpha(-a | -t)$ for all $a \in A_\beta$ and $t \in T_\beta$, and $m_t(-a, a') = 1 - m_{-t}(-a', a)$ for all $(-a, a') \in A_\alpha \times A_\beta$ and $t \in \Theta$.

The remainder of this section is organized as follows: Section 4.1 previews the main results; Section 4.2 develops a matrix representation of equilibrium outcomes; Section 4.3 conducts equilibrium analysis; Section 4.4 delineates proof sketches; and Section 4.5 discusses related issues.

4.1 Preview

Example 1. Each candidate can be of either the centrist type ($t = \pm 1/4$) or the extreme type ($t = \pm 3/4$) with probability $1/2$. Players' utility functions are given by $u(a, t) = -|a - t|$, $u_+(a, t) = R - \delta_+|t - a|$ and $u_-(a, t) = -\delta_-|t - a|$, where $R \geq 0$ represents the office rent, and $\delta_+, \delta_- \geq 0$ candidates' preference weights on policies.

While stylized, our parametric family nests (1) the situation considered in Downs (1957) where candidates are driven solely by office motivations, i.e., $R > 0$, $\delta_+ = \delta_- = 0$, as well as (2) the case analyzed in Calvert (1985b), where the winner and loser have the same preference for policies, i.e., $R = 0$, $\delta_+ = \delta_- > 0$. It also encompasses new situations where the winner has a stronger policy preference than the loser does, i.e., $\delta_+ > \delta_-$, because, say, the former is more involved with politics than the latter is (who might as well quit politics and do something unrelated). In what follows, we make no judgment of which parameters best represent reality and focus instead on how equilibrium outcomes vary with marginal attention cost.

⁷An antecedent of this result appears in Calvert (1985a), showing that biased voters may benefit most from consulting biased experts when facing limited sources of information.

Suppose candidates adopt pure symmetric strategies and the resulting policy profile is a non-degenerate random variable. Let $-a_2 < -a_1 \leq 0 \leq a_1 < a_2$ denote the policies proposed by the varying types of the candidates, each realized with probability $1/2$. Figure 3 depicts the equilibrium outcomes in the case of $R = 2$, $\delta_+ = 8$

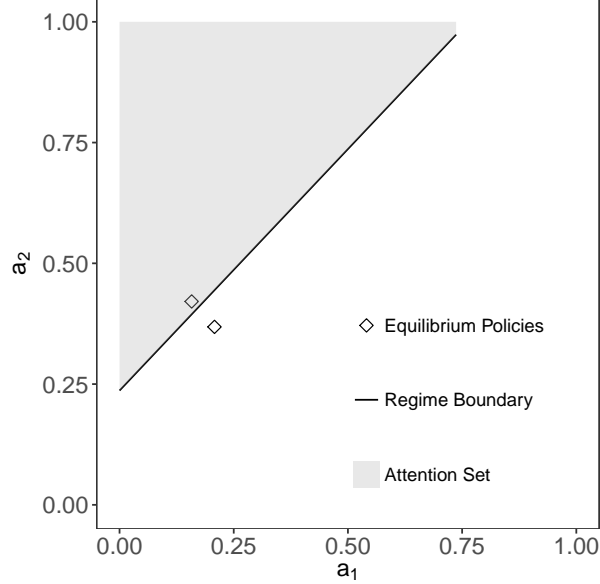


Figure 3: Equilibrium outcomes: $R = 2$, $\delta_+ = 8$, $\delta_- = 1$; regime boundary is drawn for voter $-.001$; each A_c consists of 50 evenly spaced points in Θ_c .

and $\delta_- = 1$. In particular, the diamonds represent (a_1, a_2) 's that can arise in equilibrium and, according to Theorem 1, are independent of voters' characteristics such as marginal attention cost. Meanwhile, the black line depicts the boundary at which an arbitrary camp α voter, say $t = -.001$, is indifferent between (1) paying attention and acts informatively as in the shaded area, and (2) paying no attention and votes unconditionally for candidate α as in the unshaded area. Theorem 2 shows that the intercept of this line is increasing in the voter's marginal attention cost.

As the voter's marginal attention cost increases, the regime boundary moves northwest, which causes an expansion of the unshaded area and a contraction of the shaded area. Thus in equilibrium, arousing and attracting the voter's attention becomes harder, and doing so requires the varying types of the candidates to enlarge their policy differences or even to exaggerate the intrinsic differences between themselves (e.g., $a_2 - a_1 > 1/2 = 3/4 - 1/4$ as in Figure 4). Hereinafter we shall name this phenomenon as *attention-driven extremism and exaggeration*.

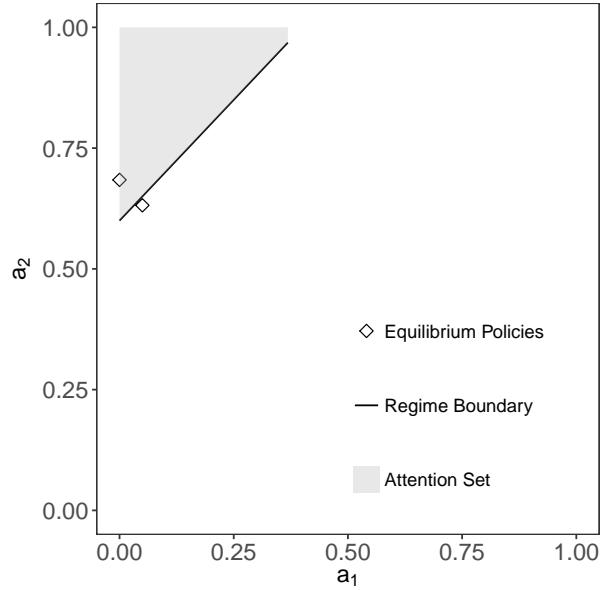


Figure 4: Equilibrium outcomes: $u_-(a, t) = -|t - a|$; $u_+(a, 1/4) = 2 - 10|t - a|$ if $a \leq t$, $2 - 100|t - a|$ if $a > t$; $u_+(a, 3/4) = 2 - 100|t - a|$ if $a \leq t$, $2 - 5|t - a|$ if $a > t$; each A_c consists of 50 evenly spaced points in Θ_c .

When attention is costly, voters do not bother to notice the small policy differences between the varying types of the candidates, suggesting that the latter enlarge their policy differences as a means of retaining voter's attention. Our results show that this intuition is indeed an equilibrium phenomenon.

4.2 Matrix Representation

Let $-a_N < \dots < -a_1 \leq 0 \leq a_1 < \dots < a_N$ denote the policies proposed by the varying types of the candidates; $N \geq 2$ if not all types of the same candidate propose the same policy, and $N = 1$ otherwise. Let \mathbf{A} , $\mathbf{\Sigma}$ and \mathbf{W} be square matrices of order N whose ij^{th} entries are denoted by \mathbf{a}_{ij} , σ_{ij} and w_{ij} , respectively. Assume throughout that $\mathbf{a}_{ij} = (-a_i, a_j)$, $\sigma_{ij} > 0$, $\sigma_{ij} = \sigma_{ji}$ and $w_{ij} \in \{0, 1/2, 1\}$ for all i, j , and that $\sum_{i,j} \sigma_{ij} = 1$.

Intuitively, \mathbf{A} and $\mathbf{\Sigma}$ compile all policy profiles and their probabilities, and are hereinafter referred to as the *policy profile matrix* and the *probability matrix*, respectively. Likewise, \mathbf{W} collects candidate β 's winning probability under each policy profile and is henceforth called the *winning probability matrix*. The probability matrix considered in Example 1 is $\frac{1}{4}\mathbf{J}_2$, where \mathbf{J}_2 denotes the 2×2 matrix of all ones.

If voters can observe policies without errors as in Downs (1957), then the winning probability matrix is a square matrix $\widehat{\mathbf{W}}_N$ such that for all $i, j = 1, \dots, N$,

$$\widehat{w}_{ij} = \begin{cases} 0 & \text{if } i > j, \\ \frac{1}{2} & \text{if } i = j, \\ 1 & \text{if } i < j, \end{cases} \quad (4.1)$$

i.e., under each policy profile, the closest candidate to the median voter wins for sure, whereas equidistant candidates from the median voter split the votes evenly.

A tuple $[\mathbf{A}, \Sigma, \mathbf{W}]$ of matrices can be attained in a symmetric equilibrium of the election game if $[\mathbf{A}, \Sigma]$ is *incentive compatible for candidates under \mathbf{W}* (hereinafter, **W-IC**), and if \mathbf{W} can be *rationalized by optimal attention allocations under $[\mathbf{A}, \Sigma]$* (hereinafter, $[\mathbf{A}, \Sigma]$ -rationalizable):

Definition 1. $[\mathbf{A}, \Sigma]$ is **W-IC** if there exists a profile σ of candidates' strategies such that

(i) the probabilities of the policy profiles under σ are given by Σ , i.e.,

$$\sigma(\mathbf{a}_{ij}) = \sigma_{ij} \quad \forall i, j;$$

(ii) each σ_c maximizes candidate c 's expected payoff, taking the winning probability matrix \mathbf{W} and the other candidate's strategy σ_{-c} as given, i.e.,

$$\sigma_c \in \arg \max_{\sigma'_c} V_c(\mathbf{W}, \sigma'_c, \sigma_{-c}),$$

where $V_c(\mathbf{W}, \sigma)$ can be obtained from plugging \mathbf{W} and σ into Equation (2.2).

Definition 2. \mathbf{W} is $[\mathbf{A}, \Sigma]$ -rationalizable if

$$w_{ij} = w(\mathbf{a}_{ij}) \quad \forall i, j,$$

where $w(\mathbf{a}_{ij})$ can be obtained from plugging $m_t^*(\mathbf{a}_{ij})$, $t \in \Theta$ under $[\mathbf{A}, \Sigma]$ into Equation (2.1).

4.3 Main Results

4.3.1 Equilibrium Policies

For any probability matrix Σ of any order N , define $\mathcal{E}(\Sigma)$ as the set of policy profile matrices which, when paired with Σ , can arise in the symmetric equilibria of the election game:

$$\mathcal{E}(\Sigma) = \left\{ \mathbf{A} : \exists \mathbf{W} \text{ s.t. } \begin{array}{l} [\mathbf{A}, \Sigma] \text{ is } \mathbf{W} - \text{IC} \\ \mathbf{W} \text{ is } [\mathbf{A}, \Sigma] - \text{rationalizable} \end{array} \right\}.$$

The next theorem gives a full characterization of the set $\mathcal{E}(\Sigma)$ under the assumption that voters have concave preferences for policies:

Assumption 2. $u(a, t)$ is concave in a for all t .

Theorem 1. *Assume Assumptions 1 and 2. Then for any probability matrix Σ of any order N ,*

$$\mathcal{E}(\Sigma) = \left\{ \mathbf{A} : [\mathbf{A}, \Sigma] \text{ is } \widehat{\mathbf{W}}_N - \text{IC} \right\}.$$

Proof. See Appendix A.1. □

Theorem 1 shows that in any symmetric equilibrium, winner is determined the same as in Downs (1957), meaning that under any policy profile, the closest candidate to the median voter wins for sure, whereas equidistant candidates from the median voter split the votes evenly.

The proof sketch of Theorem 1 can be found in Section 4.4. Here we discuss its implication, which is twofold. First, we can reduce the problem of finding equilibrium policies to that of solving candidates' best responses to each other under a known winning probability matrix, and equilibrium existence follows from standard arguments.

Second, knowing that the winning probability matrix is $\widehat{\mathbf{W}}_N$, voter characteristics such as marginal attention cost are irrelevant in the determination of equilibrium policies. While these characteristics certainly affect individual voters' decisions, they impose *no* aggregate-level uncertainty on candidates, for whom it is as if policies could be observed by voters without errors.

4.3.2 Attention-Driven Policy Extremism

For any probability matrix Σ and any level $\mu > 0$ of marginal attention cost, define the *attention set* of any voter $t < 0$ by the set of policy profile matrices that induces voter t to pay active attention to politics as in Part (iii) of Lemma 1:⁸

$$\mathcal{A}_t(\Sigma, \mu) = \{ \mathbf{A} : \mathbb{E}_{[\mathbf{A}, \Sigma]} [\exp(\mu^{-1}v(\tilde{\mathbf{a}}, t))] \geq 1 \}.$$

Intersecting this set with $\mathcal{E}(\Sigma)$ yields the set of policy profile matrices that draws the voter's attention to politics in equilibrium:

$$\mathcal{EA}_t(\Sigma, \mu) = \{ \mathbf{A} \in \mathcal{E}(\Sigma) : \mathbb{E}_{[\mathbf{A}, \Sigma]} [\exp(\mu^{-1}v(\tilde{\mathbf{a}}, t))] \geq 1 \},$$

as well as the set of policy profile matrices that leads the voter to act based on ideology in equilibrium:

$$\mathcal{EI}_t(\Sigma, \mu) = \{ \mathbf{A} \in \mathcal{E}(\Sigma) : \mathbb{E}_{[\mathbf{A}, \Sigma]} [\exp(\mu^{-1}v(\tilde{\mathbf{a}}, t))] < 1 \}.$$

Below we examine how these sets vary with μ .

Assumption 3. $u(a', t) - u(a, t)$ is strictly increasing in t for all $a' > a$.

Assumption 4. There exist $t < 0$ and $\kappa > 0$ such that $\min_{\mathbf{a} \in A_\alpha \times A_\beta} |v(\mathbf{a}, t) - v(\mathbf{a}, 0)| > \kappa|t|$.

Assumption 3 says that voters' preferences exhibit strict increasing differences between policies and types, and hence camp β voters more prefer pro- β policies to pro- α policies than camp α voters do. Assumption 4 goes one step further, stipulating that for some voters, the utility difference from choosing one candidate over another differs significantly than that of the median voter. Assumption 4 holds true for many standard utility functions when the policy space is finite. Notable examples include $u(a, t) = -|t - a|$, for which $\kappa = 2$ when $|t| < \min A_\beta$, as well as $u(a, t) = -(t - a)^2$, for which $\kappa = 4 \min A_\beta$ for all $t \neq 0$.

⁸The other inequality $\mathbb{E}_{[\mathbf{A}, \Sigma]} [\exp(-\mu^{-1}v(\tilde{\mathbf{a}}, t))] \geq 1$ is automatically satisfied: by Assumption 3 and symmetry, $\mathbb{E}_{[\mathbf{A}, \Sigma]} [\exp(-\mu^{-1}v(\tilde{\mathbf{a}}, t))] \geq \mathbb{E}_{[\mathbf{A}, \Sigma]} [\exp(-\mu^{-1}v(\tilde{\mathbf{a}}, 0))] > 1$, where the last inequality is proven in Lemma 2.

Theorem 2. Assume Assumption 1-3. Let Σ be any probability matrix of any order $N \geq 2$ for which the set $\mathcal{E}(\Sigma)$ is non-empty,⁹ and let $t < 0$ be such that Assumption 4 holds true and $v(\mathbf{a}, t) > 0$ for some $\mathbf{a} \in \mathbf{A} \in \mathcal{E}(\Sigma)$.¹⁰ As μ grows from zero to infinity,

- (i) the set $\mathcal{EA}_t(\Sigma, \mu)$ shrinks and the set $\mathcal{EI}_t(\Sigma, \mu)$ expands;
- (ii) $\min \{u(a_1, 0) - u(a_N, 0) : \mathbf{A} \in \mathcal{EA}_t(\Sigma, \mu)\}$ increases;
- (iii) the objects in Parts (i) and (ii) do not always stay constant.

Proof. See Appendix A.1. □

Theorem 2 shows that as marginal attention cost increases, arousing and attracting voter's attention becomes harder, and doing so leads the varying types of the candidates to enlarge their policy differences. This result holds true for any probability matrix that can arise in equilibrium, as well as any non-extreme voter who sometimes prefers the opposing candidate when policies can be observed without errors, e.g., voter $t = -.001$ in Example 1.

Theorem 2 sheds light on Madison's strategic overemphasis of agriculture over finance, manufacturing and trade, contrary to his belief that a healthy country should excel in all these areas (Feldman (2017)). It attributes the high level of the visibility earned by George W. H. Bush during the 1980 Republican primary to the candidate's unequivocal embrace of women's rights, as well as the sensation stirred by Gary Hart during the 1984 Democratic primary to the radical centrist position that the candidate adopted (Popkin (1994)). Finally, it provides a plausible explanation as to why the conformity in the 50's, hallmarked by Eisenhower's embrace of New Deal, led to the historically low levels of political attention and knowledge among voters – a conclusion drawn by Campbell (1960) based on the finding that most subjects of their survey struggled to tell the exact stances of candidates on critical issues.

⁹Section 4.1 gives examples where the set $\mathcal{E}(\Sigma)$ is non-empty. Section 4.5 discusses non-emptiness on a more general level.

¹⁰By symmetry, continuity and the assumption that $u(\cdot, t)$ is strictly increasing on $[-1, t]$ and is strictly decreasing on $[t, 1]$, $v(\mathbf{a}_{ij}, t) > 0$ in a neighborhood of $t = 0$ for any $\mathbf{a}_{ij} \in \mathbf{A} \in \mathcal{E}(\Sigma)$ such that $i > j$.

4.4 Proof Sketch

Theorem 2 follows from combining Theorem 1 and the (not-so-easy-to-prove) fact that the attention set of any voter as above shrinks as μ increases. Meanwhile, Theorem 1 exploits basic properties of mutual information, symmetry and the concavity of voters' preferences, and its proof is worth sketching.

Let $\mathbf{a}_{ij} = (-a_i, a_j)$ be such that $i > j$ and consider the share of votes earned by candidate β , $\int m_t^*(\mathbf{a}_{ij}) dP(t)$. At first glance, it seems that the most natural way to proceed is to compute m_t^* directly, and yet this task has proven to be very difficult by the existing studies on rational inattention. Our proof strategy circumvents this challenge:

Step 1 By symmetry, we can transform the problem of aggregating different voters' decisions under a single policy profile into that of comparing a single voter's decisions across symmetric policy profiles:

$$\begin{aligned} \int m_t^*(\mathbf{a}_{ij}) dP(t) &= \int_{t < 0} 1 - m_{-t}^*(\mathbf{a}_{ji}) dP(t) + \int_{t > 0} m_t^*(\mathbf{a}_{ij}) dP(t) \\ &= \int_{t > 0} m_t^*(\mathbf{a}_{ij}) - m_t^*(\mathbf{a}_{ji}) dP(t) + \frac{1}{2}. \end{aligned}$$

Step 2 Since attention allocation is flexible and reflects voters' preferences for policies, we can further reduce the above problem to that of comparing a single voter's utility differences from choosing one candidate over another across symmetric policy profiles, i.e., by Lemma 1,

$$\text{sgn } m_t^*(\mathbf{a}_{ij}) - m_t^*(\mathbf{a}_{ji}) = \text{sgn } v(\mathbf{a}_{ij}, t) - v(\mathbf{a}_{ji}, t).$$

Step 3 Since voters have concave preferences for policies, it follows that a candidate is more preferable to his opponent when his policy is more centrist than the latter's rather than the other way around, i.e., the following holds true for all $i > j$ and t under Assumption 2:

$$v(\mathbf{a}_{ij}, t) - v(\mathbf{a}_{ji}, t) = u(a_j, t) + u(-a_j, t) - [u(a_i, t) + u(-a_i, t)] \geq 0.$$

Combining Steps 1 to 3 yields $\int m_t^*(\mathbf{a}_{ij}) dP(t) \geq 1/2$.

Step 4 It remains to show that the above inequality is strict for a positive measure of voters. A key step in the proof shows that the median voter – and by continuity, a neighborhood around him – pays active attention to politics so long as the policy profile is a non-degenerate random variable:

Lemma 2. *Assume Assumption 1. Then in any symmetric equilibrium where the policy profile induced by candidates’ strategies is a non-degenerate random variable, there exists a neighborhood around the median voter that pays active attention to politics.*

Proof. The proof exploits Lemma 1, symmetry and the fact that $\exp(x) + \exp(-x) > 2$ for all $x \neq 0$. See Appendix A.1 for further details. \square

Remark 2. The concavity assumption is not required for Downs (1957) but is essential for our analysis. Without this assumption, it is easy to construct counterexamples as in Appendix B.4 where equilibrium winning probabilities differ from the ones described above.

4.5 Discussions

Degree of policy extremism Our theory predicts a non-trivial degree of policy extremism especially when the winning and losing candidates have different preference for policies. To illustrate, let the policy spaces A_c ’s be arbitrarily rich, and recall the two familiar cases discussed in Example 1: (1) $R > 0$, $\delta_+ = \delta_- = 0$ as in Downs (1957), and (2) $R = 0$, $\delta_+ = \delta_- > 0$ as in Calvert (1985b). Compare these cases with a different one in which candidates prefer to win only close to their ideological bliss points, i.e., $R > 0$ and $\delta_+ \gg \delta_- \geq 0$. In the first two cases, all types of candidates propose policies close to $a = 0$ in equilibrium and Theorem 2 becomes almost vacuous. In the last case, not all types of the same candidates propose the same policy and the degree of policy extremism is non-trivial when δ_+ is big. The reality probably lies somewhere in between, which we make no judgment about.

Equilibrium selection To be sure, our theorems do not tell which elements of the set $\mathcal{E}(\Sigma)$ are more likely to emerge in equilibrium than others. While this result is an artifact of our simplifying assumptions, there is reason to believe that in reality, an element of the set $\mathcal{E}(\Sigma)$ is a “good equilibrium” only if it captures a significant

amount of voters' attention.¹¹ In Appendix B.1, we examine a stylized model where political information is disseminated by content providers who profit directly from voters' eyeballs. There we obtain a stronger result: if content providers must incur no loss in equilibrium, then the set of equilibrium policies shrinks and exhibits a greater degree of policy extremism as marginal attention cost increases.

Limited commitment In Appendix B.2, we investigate an extension where the winning candidate can only partially honor his policy proposal. The result thereof, namely campaign messages are extreme and exaggerated, is a mere understatement of reality. As Roger Ailes famously described his role as campaign strategist: "Every single thing I did from issues to speeches to ads, etc. was designed to push the varying kinds of the candidates further apart" (Vavreck (2009)).

5 Extension: Noisy News

5.1 Setup

In this section, suppose that news is a profile $\omega = (\omega_\alpha, \omega_\beta)$ of reports, each drawn randomly from a finite set $\Omega_c \subset \Theta_c$ according to a probability mass function $f_c(\cdot | a_c)$. The *news technology* is defined by the joint probability function $f = f_\alpha \times f_\beta$ and has support $\Omega = \Omega_\alpha \times \Omega_\beta$. The attention rule of any voter t is a mapping $m_t : \Omega \rightarrow [0, 1]$, where each $m_t(\omega)$ specifies the probability that voter t chooses candidate β under news profile ω . For any given profile $x = (f, \sigma)$ of news technology and candidates' strategies, let

$$\nu_x(\omega, t) = \mathbb{E}_x[v(\tilde{\mathbf{a}}, t) | \omega]$$

be voter t 's expected utility difference from choosing candidate β over candidate α under news profile ω , and let

$$V_t(m_t, x) = \mathbb{E}_x[m_t(\tilde{\omega}) \nu_x(\tilde{\omega}, t)].$$

be the expected utility difference under (m_t, x) . Voter t 's expected payoff is then

$$V_t(m_t, x) - \mu_t \cdot I(m_t, x),$$

¹¹An implicit assumption in our model, as in many existing electoral competition models, is that candidates care about voters' behaviors only through the winning probabilities.

where $I(m_t, x)$ is the mutual information between his decision and the news profile. Under any profile (m, x) of attention rules, candidates' strategies and news technology, the expected payoff of candidate c is equal to

$$V_c(m, x) = \mathbb{E}_{m,x} [w_c(\tilde{\omega}) u_+(\tilde{a}_c, \tilde{t}_c) + (1 - w_c(\tilde{\omega})) u_-(\tilde{a}_{-c}, \tilde{t}_c)]$$

In particular, $w_c(\omega)$ represents the candidate's winning probability under news profile ω and can be obtained from replacing \mathbf{a} with ω in Equation (2.1).

5.2 Equilibrium Analysis

A strategy profile (m^*, σ^*) constitutes a *Bayesian Nash equilibrium* of the election game under news technology f if each player maximizes expected utility, taking f and other players' strategies as given. Throughout this section, we assume that the environment, which now includes the news technology, is symmetric around the median voter:

Assumption 5. $f_\alpha(-\omega \mid -a) = f_\beta(\omega \mid a)$ for all $a \in A_\beta$ and $\omega \in \Omega_\beta$.

As before, we focus on symmetric equilibria where $\sigma_\beta(a \mid t) = \sigma_\alpha(-a \mid -t)$ for all $a \in A_\beta$ and $t \in T_\beta$, and $m_t(-\omega, \omega') = 1 - m_{-t}(-\omega', \omega)$ for all $t \in \Theta$ and $(-\omega, \omega') \in \Omega$.

5.2.1 Matrix Representation

Let $-\omega_K < \dots < -\omega_1 < 0 < \omega_1 < \dots < \omega_K$ denote the realizations of news signals. Write $\omega_{mn} = (-\omega_m, \omega_n)$ for $m, n = 1, \dots, K$, where K is an exogenous integer assumed to be greater than one. Let \mathbf{A} and Σ be as above, and let \mathbf{W} be a $K \times K$ matrix whose mn^{th} entry $w_{mn} \in \{0, 1/2, 1\}$ represents candidate β 's winning probability under news profile ω_{mn} . A tuple $\langle \mathbf{A}, \Sigma, \mathbf{W} \rangle$ of matrices can be attained in an equilibrium under f if (1) $[\mathbf{A}, \Sigma]$ is *incentive compatible for candidates* under $\langle f, \mathbf{W} \rangle$, and if (2) \mathbf{W} can be *rationalized by optimal attention allocation* under $\langle f, \mathbf{A}, \Sigma \rangle$ (hereinafter, $\langle f, \mathbf{W} \rangle$ -IC and $\langle f, \mathbf{A}, \Sigma \rangle$ -rationalizable, respectively):

Definition 3. $[\mathbf{A}, \Sigma]$ is $\langle f, \mathbf{W} \rangle$ -IC if in Definition 1, the winning probability matrix is replaced with an $N \times N$ matrix whose ij^{th} entry is

$$\sum_{m,n=1}^K w_{mn} f(\omega_{mn} \mid \mathbf{a}_{ij}) \sigma_{ij}.$$

Definition 4. \mathbf{W} is $\langle f, \mathbf{A}, \Sigma \rangle$ -rationalizable if

$$w_{mn} = w(\omega_{mn}) \quad \forall m, n,$$

where $w(\omega_{mn})$ can be obtained from plugging $m_t^*(\omega_{mn})$, $t \in \Theta$ under $\langle f, \mathbf{A}, \Sigma \rangle$ into Equation (2.1).

5.2.2 Equilibrium Policies

For any probability matrix Σ , define $\mathcal{E}(\Sigma, f)$ as the set of policy profile matrices which, when paired with Σ , can be attained in the symmetric equilibria of the election game under f :

$$\mathcal{E}(\Sigma, f) = \left\{ \mathbf{A} : \exists \mathbf{W} \text{ s.t. } \begin{array}{l} [\mathbf{A}, \Sigma] \text{ is } \langle f, \mathbf{W} \rangle - \text{IC} \\ \mathbf{W} \text{ is } \langle f, \mathbf{A}, \Sigma \rangle - \text{rationalizable} \end{array} \right\}.$$

The upcoming analysis assumes that the news technology is log-supermodular (Milgrom (1981)), meaning that we are more likely to observe extreme rather than centrist news reports as the underlying policy becomes more extreme:

Assumption 6. For all $c, a, a' \in A_c$ and $\omega, \omega' \in \Omega_c$ such that $a < a'$ and $\omega < \omega'$,

$$\frac{f_c(\omega' | a)}{f_c(\omega | a)} < \frac{f_c(\omega' | a')}{f_c(\omega | a')}.$$

The next theorem gives a full characterization of the set $\mathcal{E}(\Sigma, f)$:

Theorem 3. Assume Assumptions 1, 2, 5 and 6. Then for any probability matrix Σ of any order $N \geq 2$,¹²

$$\mathcal{E}(\Sigma, f) = \left\{ \mathbf{A} : [\mathbf{A}, \Sigma] \text{ is } \langle f, \widehat{\mathbf{W}}_K \rangle - \text{IC} \right\}.$$

Proof. See Appendix A.2. □

Theorem 3 shows that in any symmetric equilibrium that yields a non-degenerate random policy profile, *winner is determined as if news were fully revealing*, in that the candidate who earns the most centrist news report wins the election for sure,

¹²The case of $N = 1$ is less interesting: $\mathcal{E}(\Sigma, f) = \left\{ \mathbf{A} : [\mathbf{A}, \Sigma] \text{ is } \langle f, \frac{1}{2} \mathbf{J}_K \rangle - \text{IC} \right\}.$

whereas candidates earning equidistant news reports from the median voter split the votes evenly.

The implication of Theorem 3 is twofold. First, the key insight of Theorem 1, namely voters' characteristics such as marginal attention cost are irrelevant in the determination of equilibrium policies, carries over to the current setting. Second, news technology clearly matters for candidates' incentives, raising new questions as to how properties of the news technology can affect equilibrium outcomes (more details to come).

5.2.3 Media-Driven Policy Extremism

Fix any probability matrix Σ and any news technology f . Define the *attention set* of an arbitrary voter $t < 0$ by the set of policy profile matrices which, when paired with Σ , induces the voter to pay attention under f :

$$\mathcal{A}_t(\Sigma, f) = \{ \mathbf{A} : \mathbb{E}_{\langle f, \mathbf{A}, \Sigma \rangle} [\exp(\mu_t^{-1} \nu_{\langle f, \mathbf{A}, \Sigma \rangle}(\omega, t))] \geq 1 \}.$$

Intersecting this set with $\mathcal{E}(\Sigma, f)$ yields the set of policy profile matrices that draws the voter's attention to politics in equilibrium:

$$\mathcal{EA}_t(\Sigma, f) = \mathcal{E}(\Sigma, f) \cap \mathcal{A}_t(\Sigma, f),$$

as well as the set of policy profile matrices that leads the voter to act based on ideology in equilibrium:

$$\mathcal{EI}_t(\Sigma, f) = \mathcal{E}(\Sigma, f) \cap \mathcal{A}_t^c(\Sigma, f).$$

In an earlier draft of this paper, we demonstrated that the above described sets vary with the marginal attention cost the same way as described in Theorem 2 (proofs are available upon request); here we examine how these sets depend on the informativeness of the news technology.

We adopt Blackwell (1953)'s notion of informativeness:

Definition 5. *f is more Blackwell-informative than f' (f' is a garble of f , $f \succeq f'$) if there exists a Markov kernel ρ such that for all \mathbf{a} and ω' ,*

$$f'(\omega' | \mathbf{a}) = \sum_{\omega \in \Omega} f(\omega | \mathbf{a}) \rho(\omega' | \omega).$$

Since Blackwell (1953), it is well known that garbling destroys information and makes decision makers worse-off in all decision problems. A leading example of de-garbling occurred between 1870 and 1920, during which advances in printing technology and increasing competition made news papers less partisan and more informative (Gentzkow et al. (2004)). Recently, economists, journalists and political scientists have voiced concerns for the rise of partisan media and fake news (Levendusky (2013); Barthel et al. (2016); Gentzkow and Shapiro (2016); Puglisi and Snyder (2016); Lee and Kent (2017); Allocott and Gentzkow (2017)). We seek to understand how these concerns, modeled as garbling of the news technology, can affect equilibrium policy setting and welfare through limited voter attention.

We first examine the effect of garbling on the attention set:

Theorem 4. *Assume Assumptions 1 and 3. Fix any probability matrix Σ of any order $N \geq 2$, as well as any $f \succeq f'$ that satisfy Assumptions 5 and 6. Then for any camp α voter $t < 0$ such that Assumption 4 holds true and $\mathcal{A}_t(\Sigma, f)$ and $\mathcal{A}_t(\Sigma, f')$ are different and non-empty,*

$$(i) \quad \mathcal{A}_t(\Sigma, f') \subset \mathcal{A}_t(\Sigma, f);$$

$$(ii) \quad \min_{\mathbf{A} \in \mathcal{A}_t(\Sigma, f')} \nu_{\langle f'', \mathbf{A}, \Sigma \rangle}(\omega_{K1}, 0) > \min_{\mathbf{A} \in \mathcal{A}_t(\Sigma, f)} \nu_{\langle f'', \mathbf{A}, \Sigma \rangle}(\omega_{K1}, 0) \text{ for } f'' = f, f'.$$

Proof. See Appendix A.2. □

Theorem 4 shows that as news becomes less Blackwell-informative, retaining voter's attention becomes harder and requires the varying types of the candidates to enlarge their policy differences on average. In particular, the degree of policy difference is given by the median voter's utility difference from choosing candidate β over candidate α upon hearing the most centrist news report about the former and the most extreme news report about the latter.

To build intuition, notice that

$$\nu_{\langle f, \mathbf{A}, \Sigma \rangle}(\omega_{K1}, 0) = \underbrace{\mathbb{E}_{\langle f, \mathbf{A}, \Sigma \rangle} [u(\tilde{\alpha}_\beta, 0) \mid \omega_\beta = \omega_1]}_{(1)} - \underbrace{\mathbb{E}_{\langle f, \mathbf{A}, \Sigma \rangle} [u(\tilde{\alpha}_\beta, 0) \mid \omega_\beta = \omega_K]}_{(2)},$$

where (1) and (2) is the median voter's expected valuation of policies given the most centrist news report and the most extreme news report, respectively. Expanding these

terms yields

$$(1) = \frac{\sum_{i=1}^N f_{\beta}(\omega_1 | a_i) u(a_i, 0) \sigma_i}{\sum_{i=1}^N f_{\beta}(\omega_1 | a_i) \sigma_i},$$

and

$$(2) = \frac{\sum_{i=1}^N f_{\beta}(\omega_K | a_i) u(a_i, 0) \sigma_i}{\sum_{i=1}^N f_{\beta}(\omega_K | a_i) \sigma_i},$$

where $\sigma_i = \sum_j \sigma_{ji}$ is the marginal probability that candidate β 's policy is a_i . By log-supermodularity, we know that (1) weighs centrist policies heavily and (2) extreme policies heavily. Thus, an enlarging gap between (1) and (2) means that the centrist and extreme policies have become more different on average, holding probabilities and news technology fixed.

The overall impact of garbling on equilibrium outcomes can be subtle and is illustrated by the next example:

Example 2. Consider a variant of Example 1 where the news report can be either *centrist* ($\omega = \pm\omega_1$) or *extreme* ($\omega = \pm\omega_2$), $0 < \omega_1 < \omega_2 < 1$. The news technology is $f_{\xi} = f_{\alpha, \xi} \times f_{\beta, \xi}$, where $f_{\beta, \xi}(\omega_2 | a) = a + \xi(1 - a)$. The parameter $\xi \in (0, 1)$ captures the degree of slanting as well as the Blackwell-order of the news technology: as ξ increases, we are more likely to hear extreme news reports, *ceteris paribus*, and the quality of news deteriorates.

Suppose candidates adopt pure symmetric strategies with policy realizations $-a_2 < -a_1 \leq 0 \leq a_1 < a_2$. Figure 5 depicts equilibrium outcomes for three levels of ξ 's. In particular, the diamonds represent (a_1, a_2) 's that can be attained in equilibrium, and the colored lines represent boundaries at which voter $t = -.001$ is indifferent between paying attention or not.

As ξ increases, the attention set depicted in the shaded area shrinks and moves northwest, and the remaining (a_1, a_2) 's exhibit a greater degree of policy extremism. Meanwhile, equilibrium policies converge to candidates' ideological bliss points $(1/4, 3/4)$, though the trajectory can depend subtly on candidates' utility functions and the news technology. Thus unlike in the baseline model, here we don't know whether garbling makes it harder or easier to arouse and attract voter's attention in equilibrium. What we do know is that any equilibrium that grabs voter's attention after garbling must exhibit a greater degree of policy extremism than those that fail to do so prior to garbling – a phenomenon hereinafter termed *media-driven extremism*.

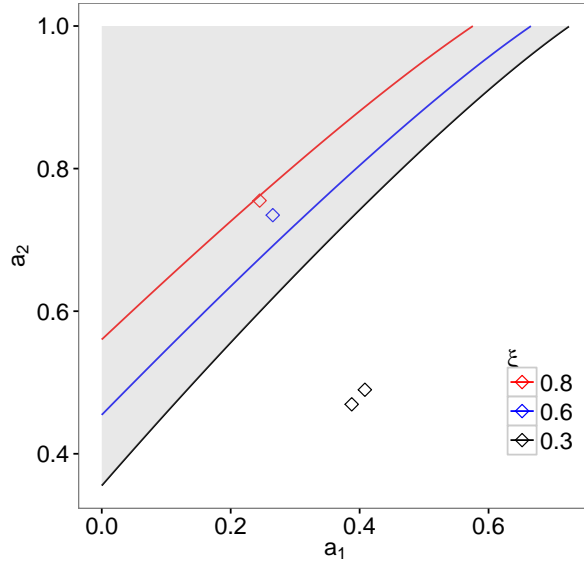


Figure 5: Equilibrium outcomes: $R = 8$, $\delta_+ = 3$, $\delta_- = 1$, $t = -.001$ and $\mu = 1$; diamonds represent (a_1, a_2) 's that can arise in equilibrium, and the shaded areas above the colored lines represent attention sets.

6 Extension: Multiple Issues

In the baseline model, suppose, instead, that a policy consists of two issues a and b (e.g., inflation and unemployment, defense and economy), both take values in Θ . The Pareto frontier $\mathcal{B}(a)$, defined as a function of a , is strictly decreasing, strictly concave and smooth, and it satisfies the Inada condition $\lim_{a \rightarrow -1} \mathcal{B}'(a) = 0$ and $\lim_{a \rightarrow 1} \mathcal{B}'(a) = -\infty$. There is a continuum of voters and two candidates named a and b . Each player is either pro- a or pro- b , depending on whether his type – a real number in Θ representing his preference weight on issue b – belongs to $\Theta_a = [-1, 0]$ or $\Theta_b = [0, 1]$. Players' types are drawn from the same probability distributions as described in Section 2, subject to minor relabeling. Their utility functions are given by $u(a, b, t)$, $u_+(a, b, t)$ and $u_-(a, b, t)$ and are all strictly increasing and smooth in (a, b) . In particular, voters' utility functions are strictly concave in issues and satisfy the Spence-Mirrlees' generalized single-crossing property:

Assumption 7. $u(a, b, t)$ is strictly concave in (a, b) and $-\frac{u_a(a, b, t)}{u_b(a, b, t)}$ is strictly increasing in t for all (a, b) .

Under the above described assumptions, each voter t 's indifference curve is tangent

to the Pareto frontier at a unique point $(a^\circ(t), \mathcal{B}(a^\circ(t)))$ defined by

$$\frac{u_a(a^\circ(t), \mathcal{B}(a^\circ(t)))}{u_b(a^\circ(t), \mathcal{B}(a^\circ(t)))} + \mathcal{B}'(a^\circ(t), \mathcal{B}(a^\circ(t))) = 0,$$

where it is easy to show that $a^\circ(t)$ is decreasing in t . In what follows, suppose the image of a° , denoted by $a^\circ(\Theta)$, coincides with Θ , and hence each $a \in \Theta$ is associated with a unique type $(a^\circ)^{-1}(a)$ of voter whose indifference curve is tangent to the Pareto frontier at $(a, \mathcal{B}(a))$.

Since players' utilities are increasing in both issues, all equilibria of the election game must lie on the Pareto frontier, or else a Pareto improvement can be constructed. Thus it suffices to consider an augmented economy featuring a single issue a and the following augmented utility functions: $\hat{u}(a, t) = u(a, \mathcal{B}(a), t)$, $\hat{u}_+(a, t) = u_+(a, \mathcal{B}(a), t)$ and $\hat{u}_-(a, t) = u_-(a, \mathcal{B}(a), t)$. The next theorem generalizes Theorems 1 and 2 to encompass multiple issues:

Corollary 1. *In the augmented economy, Theorem 1 holds true under Assumptions 1 and 2, and Theorem 2 holds true under Assumptions 1-4.*

Lemma 8 of Appendix A.3 shows how Assumption 7 implies the above described assumptions in general environments.

Corollary 1 formalizes the familiar idea in political science that salient issue positions trigger high levels of public attention. A textbook example in this regard concerns Democratic candidates' issue positions during eras of high inflation. As documented in Popkin (1994), candidates who "paradoxically owned" the issue of unemployment (contrary to their own senses of urgency) were highly visible, and their positions triggered heated debates and discussions among the public.

7 Conclusion

The analysis so far has left several questions open. For example, can we fully incorporate into the analysis self-interested media as those reviewed in the comprehensive surveys of Gentzkow and Shapiro (2016), Puglisi and Snyder (2016) and Prat (2016)? Can the joint effect of limited voter attention and the market conditions we identify partially explain the growing polarization as documented in Poole and Rosenthal (2001), Abramowitz and Saunders (2008) and Gentzkow et al. (2017)? Can our

framework be applied to the study of related problems, such as optimal product differentiation against rationally inattentive consumers? We hope that someone, maybe ourselves, will pursue these agendas in the future.

A Omitted Proofs

A.1 Proofs of Section 4

Define the function $\gamma : \mathbb{R} \rightarrow \mathbb{R}$ by

$$\gamma(x) = \exp(x) + \exp(-x), \quad (\text{A.1})$$

and notice the following properties: (1) $\gamma \geq 2$ and the equality holds at $x = 0$, (2) $\gamma' > 0$, (3) $\gamma'' > 0$ on \mathbb{R}_+ and (4) for any $b > 1$, the equation $\gamma(x) = 2b$ has a unique positive root

$$\gamma^{-1}(2b) = \log \left(b + \sqrt{b^2 - 1} \right). \quad (\text{A.2})$$

The next lemma is useful for the upcoming analysis:

Lemma 0. *For any policy profile matrix \mathbf{A} of any order N ,*

- (i) $v(\mathbf{a}_{ij}, 0) = -v(\mathbf{a}_{ji}, 0) \forall i, j = 1, \dots, N$;
- (ii) $v(\mathbf{a}_{ij}, 0) > 0 \forall i > j$;
- (iii) $v(\mathbf{a}_{N1}, 0) = \max_{i,j} v(\mathbf{a}_{ij}, 0)$.

Proof. In the evaluation of $v(\mathbf{a}_{ij}, 0) = u(a_i, 0) - u(a_j, 0)$, using the assumption that $u(\cdot, 0)$ is strictly increasing on $[-1, 0]$, strictly decreasing on $[0, 1]$ and symmetric around $a = 0$ gives the desired result. \square

Proof of Lemma 2

Proof. Fix any non-degenerate profile of candidate strategies. Let $[\mathbf{A}, \mathbf{\Sigma}]$ be the corresponding matrix representation, where \mathbf{A} and $\mathbf{\Sigma}$ are square matrices of some

order $N \geq 2$. By Lemma 0,

$$\begin{aligned}
& \mathbb{E}_{[\mathbf{A}, \Sigma]} [\exp (\mu_0^{-1} v(\tilde{\mathbf{a}}, 0))] \\
&= \sum_{i=1}^N \sigma_{ii} \exp (\mu_0^{-1} v(\mathbf{a}_{ii}, 0)) + \sum_{i=1}^N \sum_{j=1}^{i-1} \sigma_{ij} \gamma (\mu_0^{-1} v(\mathbf{a}_{ij}, 0)) \\
&> \sum_{i=1}^N \sigma_{ii} \cdot 1 + \sum_{i=1}^N \sum_{j=1}^{i-1} \sigma_{ij} \cdot 2 = 1,
\end{aligned}$$

and $\mathbb{E}_{[\mathbf{A}, \Sigma]} [\exp (-\mu_0^{-1} v(\tilde{\mathbf{a}}, 0))] > 1$ likewise, where the inequalities are strict because $N \geq 2$. Then by continuity, the above argument holds in a neighborhood I of $t = 0$, and the result can be read from Lemma 1. \square

Proof of Theorem 1

Proof. By symmetry, the following holds true for all i and j :

$$\begin{aligned}
\int m_t^*(\mathbf{a}_{ij}) dP(t) &= \int_{t < 0} 1 - m_{-t}^*(\mathbf{a}_{ji}) dP(t) + \int_{t > 0} m_t^*(\mathbf{a}_{ij}) dP(t) \\
&= \int_{t > 0} m_t^*(\mathbf{a}_{ij}) - m_t^*(\mathbf{a}_{ji}) dP(t) + \frac{1}{2}.
\end{aligned}$$

When $N = 1$, the result follows because the first term of the above line is equal to zero.

Suppose $N \geq 2$. Below we argue in two steps that for all $i > j$, (1) $m_t^*(\mathbf{a}_{ij}) \geq m_t^*(\mathbf{a}_{ji})$ for all t , and (2) the inequality is strict in a neighborhood of $t = 0$:

Step 1 Since the function $u(\cdot, t)$ is concave and hence the function $u(\cdot, t) + u(-\cdot, t)$ is decreasing in its argument, it follows that for all t ,

$$v(\mathbf{a}_{ij}, t) - v(\mathbf{a}_{ji}, t) = u(a_j, t) + u(-a_j, t) - [u(a_i, t) + u(-a_i, t)] \geq 0.$$

The result then follows from Lemma 1, which shows that $m_t^*(\mathbf{a})$ is increasing in $v(\mathbf{a}, t)$.

Step 2 In the proof of Lemma 0, using continuity yields that $v(\mathbf{a}_{ij}, t) > v(\mathbf{a}_{ji}, t)$ in a neighborhood I' of $t = 0$. Meanwhile, combining Lemmas 1 and 2 shows that $m_t^*(\mathbf{a})$ is strictly increasing in $v(\mathbf{a}, t)$ in a neighborhood I of $t = 0$. Intersecting

these neighborhoods gives the desired result, namely $m_t^*(\mathbf{a}_{ij}) > m_t^*(\mathbf{a}_{ji})$ for all $t \in I \cap I'$.

□

Proof of Theorem 2

Proof. Let t and Σ be as described in Theorem 2. By Theorem 1, it suffices to show that as μ grows from zero to infinity, (i) the set $\mathcal{A}_t(\Sigma, \mu)$ shrinks, (ii) the term $\min \{u(a_1, 0) - u(a_N, 0) : \mathbf{A} \in \mathcal{A}_t(\Sigma, \mu)\}$ increases, (iii) the objects in Parts (i) and (ii) do not always stay constant.

Part (i): Let \mathbf{A} be any policy profile matrix of order N . By revealed preference, the mutual information between the random policy profile induced by $[\mathbf{A}, \Sigma]$ and voter t 's optimal decision is decreasing in μ , and using this fact in the evaluation of the set $\mathcal{A}_t(\Sigma, \mu)$ gives the result.

Part (ii): Let \mathbf{A} be as above. By Assumptions 3 and 4,

$$\mathbb{E}_{[\mathbf{A}, \Sigma]} [\exp(\mu^{-1}v(\tilde{\mathbf{a}}, t))] \leq \exp(\kappa|t|/\mu) \mathbb{E}_{[\mathbf{A}, \Sigma]} [\exp(\mu^{-1}v(\tilde{\mathbf{a}}, 0))],$$

where the last term of the above inequality can be bounded above as follows by symmetry and Lemma 0:

$$\begin{aligned} & \mathbb{E}_{[\mathbf{A}, \Sigma]} [\exp(\mu^{-1}v(\tilde{\mathbf{a}}, 0))] \\ &= \sum_{i=1}^N \sigma_{ii} \exp(\mu^{-1}v(\mathbf{a}_{ii}, 0)) + \sum_{i=1}^N \sum_{j=1}^{i-1} \sigma_{ij} \gamma(\mu^{-1}v(\mathbf{a}_{ij}, 0)) \\ &\leq \sum_{i=1}^N \sigma_{ii} \cdot 1 + \frac{1}{2} \left(1 - \sum_{i=1}^N \sigma_{ii} \right) \gamma(\mu^{-1}v(\mathbf{a}_{N1}, 0)). \end{aligned}$$

Thus, a necessary condition for $\mathbb{E}_{[\mathbf{A}, \Sigma]} [\exp(\mu^{-1}v(\tilde{\mathbf{a}}, 0))] \geq 1$ to hold true is

$$\exp(-\kappa|t|/\mu) \left[\sum_{i=1}^N \sigma_{ii} + \frac{1}{2} \left(1 - \sum_{i=1}^N \sigma_{ii} \right) \gamma(x) \right] \geq 1,$$

or equivalently

$$\gamma(x) \geq 2b,$$

where

$$x \triangleq \mu^{-1}v(\mathbf{a}_{N1}, 0) = \mu^{-1}[u(a_1, 0) - u(a_N, 0)],$$

and

$$b \triangleq \frac{\exp(\kappa|t|/\mu) - \sum_{i=1}^N \sigma_{ii}}{1 - \sum_{i=1}^N \sigma_{ii}} > 1.$$

Since $\gamma' > 0$ on \mathbb{R}_+ and the equation $\gamma(x) = 2b$ has a unique positive root

$$\gamma^{-1}(2b) = \log\left(b + \sqrt{b^2 - 1}\right),$$

the above necessary condition is equivalent to

$$u(a_1, 0) - u(a_N, 0) \geq \mu\gamma^{-1}(2b) \triangleq \delta(\mu).$$

It is easy to verify that $\delta(\mu)$ is strictly positive for all $\mu > 0$. Below we show that $\delta(\mu)$ is strictly increasing in μ :

Step 1 We first show that $\frac{d\delta(\mu)}{d\mu} > 0$ when $\mu > \frac{\kappa}{2\log 2}$. For ease, write $y = \exp(\kappa|t|/\mu)$, $z = b + \sqrt{b^2 - 1}$ and $\Sigma = \sum_{i=1}^N \sigma_{ii}$, and notice that $y, z > 1$ and $\Sigma < 1$.

Differentiating $\delta(\mu)$ with respect to μ yields

$$\frac{d\delta(\mu)}{d\mu} = \log z - \frac{y \log y}{(1 - \Sigma)\sqrt{b^2 - 1}}.$$

Since

$$\log z = \log[1 + (z - 1)] \geq \frac{2(z - 1)}{2 + (z - 1)} = \frac{2(z - 1)}{z + 1},$$

and

$$\log y = \log[1 + (y - 1)] \leq \frac{(y - 1)}{\sqrt{1 + (y - 1)}} = \frac{y - 1}{\sqrt{y}},$$

a sufficient condition for $\frac{d\delta(\mu)}{d\mu} > 0$ to hold true is

$$\frac{2(z - 1)}{z + 1} - \frac{y \cdot \frac{y-1}{\sqrt{y}}}{(1 - \Sigma)\sqrt{b^2 - 1}} > 0.$$

Plugging in $z = b + \sqrt{b^2 - 1}$ and $b = \frac{y - \Sigma}{1 - \Sigma}$ into the above inequality and rear-

ranging, we obtain that

$$2 \left(y - 1 + \sqrt{(y-1)(y+1-2\Sigma)} \right) \sqrt{y+1-2\Sigma} \\ - \left(y + 1 - 2\Sigma + \sqrt{(y-1)(y+1-2\Sigma)} \right) \sqrt{y(y-1)} > 0.$$

This is equivalent to

$$\sqrt{(y-1)(y+1-2\Sigma)} \left(\sqrt{y-1} + \sqrt{y+1-2\Sigma} \right) (2 - \sqrt{y}) > 0,$$

which holds true if and only if $2 - \sqrt{y} > 0$, or equivalently $\exp(\kappa|t|/2\mu) < 2$. A sufficient condition is that $\mu > \frac{\kappa}{2\log 2}$.

Step 2 We next show that $\frac{d^2\delta(\mu)}{d\mu^2} < 0$. Since

$$\frac{d^2\delta(\mu)}{d\mu^2} = -\frac{\log y}{\sqrt{y+1-2\Sigma}} \left(1 - \frac{y(y-\Sigma)}{y+1-2\Sigma} \right) \frac{dy}{d\mu},$$

a sufficient condition for $\frac{d^2\delta(\mu)}{d\mu^2} < 0$ to hold true is

$$1 - \frac{y(y-\Sigma)}{y+1-2\Sigma} < 0,$$

or equivalently $y > 2 - \frac{1}{\Sigma}$. This is the case since $y > 1$ and $\Sigma < 1$.

Part (iii): When $\mu \approx 0$, the set $\mathcal{A}_t(\Sigma, \mu)$ is non-empty because $v(\mathbf{a}, t)$ is assumed to be positive for some $\mathbf{a} \in \mathbf{A} \in \mathcal{E}(\Sigma)$. When μ is large, the following holds true for any policy profile matrix \mathbf{A} of order N :

$$\mathbb{E}_{[\mathbf{A}, \Sigma]} [\exp(\mu^{-1}v(\tilde{\mathbf{a}}, t))] \underbrace{\approx}_{(1)} \mathbb{E}_{[\mathbf{A}, \Sigma]} [1 + \mu^{-1}v(\tilde{\mathbf{a}}, t)] \underbrace{<}_{(2)} \mathbb{E}_{[\mathbf{A}, \Sigma]} [1 + \mu^{-1}v(\tilde{\mathbf{a}}, 0)] = 0,$$

where (1) uses the fact that $\exp(z) \approx 1 + z$ when $z \approx 0$, and (2) Assumption 3. Then by Part (i), the set $\mathcal{A}_t(\Sigma, \mu)$ is empty, and this completes the proof. \square

A.2 Proofs of Section 5

A.2.1 Useful Lemmas

The next lemma generalizes Lemma 1 to encompass noisy news:

Lemma 3. *Fix any σ and write $x = (f, \sigma)$. Then for any t and ω ,*

$$(i) \ m_t^*(\omega) = 0 \text{ if and only if } \mathbb{E}_x [\exp(\mu_t^{-1} \nu_x(\tilde{\omega}, t))] < 1;$$

$$(ii) \ m_t^*(\omega) = 1 \text{ if and only if } \mathbb{E}_x [\exp(-\mu_t^{-1} \nu_x(\tilde{\omega}, t))] < 1;$$

(iii) *otherwise $m_t^*(\omega) \in (0, 1)$ and satisfies the following first-order condition:*

$$\nu_x(\omega, t) = \mu_t \cdot \log \left(\frac{m_t^*(\omega)}{1 - m_t^*(\omega)} \cdot \frac{1 - \mathbb{E}_x[m_t^*(\tilde{\omega})]}{\mathbb{E}_x[m_t^*(\tilde{\omega})]} \right).$$

Proof. The proof is analogous to that of Lemma 1 and is thus omitted. \square

The next lemma is adapted from Milgrom (1981):

Lemma 4 (Milgrom (1981)). *Assume Assumption 6. Take any σ that is symmetric and non-degenerate, and write $x = (f, \sigma)$. Then $\mathbb{E}_x[h(\tilde{a}_\beta) \mid \omega_\beta = \omega]$ is increasing (resp. strictly increasing) in ω if the function h is increasing (resp. strictly increasing) in its argument.*

Proof. See Milgrom (1981). \square

The next lemma extends Lemma 0 to the current setting:

Lemma 5. *Assume Assumptions 1, 5 and 6. Take any σ that is symmetric and non-degenerate, and write $x = (f, \sigma)$. Then,*

$$(i) \ \nu_x(\omega_{mn}, t) \geq \nu_x(\omega_{nm}, t) \ \forall t \text{ and } m > n;$$

(ii) *when $t = 0$,*

$$(a) \ \nu_x(\omega_{mn}, 0) = -\nu_x(\omega_{nm}, 0) \ \forall m, n;$$

$$(b) \ \nu_x(\omega_{mn}, 0) > \nu_x(\omega_{nm}, 0) \ \forall m > n;$$

$$(c) \ \nu_x(\omega_{K1}, 0) = \max_{\omega} \nu_x(\omega, 0).$$

Proof. Part (i): By symmetry,

$$\nu_x(\omega_{mn}, t) = \mathbb{E}_x[u(\tilde{a}_\beta, t) \mid \omega_\beta = \omega_n] - \mathbb{E}_x[u(-\tilde{a}_\beta, t) \mid \omega_\beta = \omega_m],$$

and hence

$$\begin{aligned} \nu_x(\omega_{mn}, t) - \nu_x(\omega_{nm}, t) &= \mathbb{E}_x[u(\tilde{a}_\beta, t) + u(-\tilde{a}_\beta, t) \mid \omega_\beta = \omega_n] \\ &\quad - \mathbb{E}_x[u(\tilde{a}_\beta, t) + u(-\tilde{a}_\beta, t) \mid \omega_\beta = \omega_m]. \end{aligned}$$

In the above derivation, using the concavity of $u(\cdot, t)$ and Lemma 4 shows that the term $\mathbb{E}_x[u(\tilde{a}_\beta, t) + u(-\tilde{a}_\beta, t) \mid \omega_\beta = \omega]$ is decreasing in ω , and straightforward rearranging gives the desired result.

Part (ii): Using the assumption that $u(a, 0) = u(-a, 0)$ in the above derivation, we obtain that

$$\begin{aligned} \nu_x(\omega, 0) &= \mathbb{E}_x[u(\tilde{a}_\beta, 0) \mid \omega_\beta = \omega'] - \mathbb{E}_x[u(-\tilde{a}_\beta, 0) \mid \omega_\beta = \omega] \\ &= \mathbb{E}_x[u(\tilde{a}_\beta, 0) \mid \omega_\beta = \omega'] - \mathbb{E}_x[u(\tilde{a}_\beta, 0) \mid \omega_\beta = \omega], \end{aligned}$$

where the term $\mathbb{E}_x[u(\tilde{a}_\beta, 0) \mid \omega_\beta = \omega]$ is strictly decreasing in ω by Lemma 4 and the assumption that $u(\cdot, 0)$ is strictly decreasing on \mathbb{R}_+ . The remainder the proof is immediate and is thus omitted. \square

The next lemma shows that voter's expected utility difference from choosing one candidate over another after garbling constitutes a mean-preserving spread of the same quantity prior to garbling:

Lemma 6. Fix any t, σ and $f \succeq f'$, and write $x = (f, \sigma)$ and $x' = (f', \sigma)$. Then,

(i) for any $\omega' \in \Omega$, there exist probability weights $\{\pi(\omega', \omega)\}_{\omega \in \Omega}$ such that

$$\nu_{x'}(\omega', t) = \sum_{\omega} \pi(\omega', \omega) \nu_x(\omega, t).$$

(ii) $\mathbb{E}_x[\nu_x(\tilde{\omega}, t)] = \mathbb{E}_{x'}[\nu_x(\tilde{\omega}', t)]$.

Proof. Let ρ be the Markov kernel. Define for all $\omega, \omega' \in \Omega$:

$$\pi(\omega', \omega) = \frac{\mathbb{P}_x(\omega) \rho(\omega' \mid \omega)}{\sum_{\tilde{\omega}} \mathbb{P}_x(\tilde{\omega}) \rho(\omega' \mid \tilde{\omega})} = \frac{\mathbb{P}_x(\omega) \rho(\omega' \mid \omega)}{\mathbb{P}_{x'}(\omega')}, \quad (\text{A.3})$$

and notice that $\sum_{\omega} \pi(\omega', \omega) = 1$ for all ω' .

By definition,

$$\mathbb{P}_{x'}(\omega') = \sum_{\omega, \mathbf{a} \in \text{supp}(\sigma)} \rho(\omega' | \omega) f(\omega | \mathbf{a}) \sigma(\mathbf{a}) = \sum_{\omega} \rho(\omega' | \omega) \mathbb{P}_x(\omega),$$

and

$$\begin{aligned} \nu_{x'}(\omega', t) &= \mathbb{E}_{x'}[v(\tilde{\mathbf{a}}, t) | \omega'] \\ &= \frac{\sum_{\mathbf{a} \in \text{supp}(\sigma)} f'(\omega' | \mathbf{a}) \sigma(\mathbf{a}) v(\mathbf{a}, t)}{\sum_{\mathbf{a} \in \text{supp}(\sigma)} f'(\omega' | \mathbf{a}) \sigma(\mathbf{a})} \\ &= \frac{\sum_{\mathbf{a} \in \text{supp}(\sigma)} \sum_{\omega} \rho(\omega' | \omega) f(\omega | \mathbf{a}) \sigma(\mathbf{a}) v(\mathbf{a}, t)}{\sum_{\mathbf{a} \in \text{supp}(\sigma)} \sum_{\omega} \rho(\omega' | \omega) f(\omega | \mathbf{a}) \sigma(\mathbf{a})} \\ &= \frac{\sum_{\omega} \rho(\omega' | \omega) \mathbb{P}_x(\omega) \nu_x(\omega, t)}{\sum_{\omega} \rho(\omega' | \omega) \mathbb{P}_x(\omega)} \\ &= \sum_{\omega} \pi(\omega', \omega) \nu_x(\omega, t). \end{aligned}$$

Thus,

$$\begin{aligned} \mathbb{E}_{x'}[\nu_{x'}(\tilde{\omega}', t)] &= \sum_{\omega'} \left(\sum_{\omega} \pi(\omega', \omega) \nu_x(\omega, t) \right) \cdot \mathbb{P}_{x'}(\omega') \\ &= \sum_{\omega} \nu_x(\omega, t) \mathbb{P}_x(\omega) \cdot \sum_{\omega'} \rho(\omega' | \omega) = \mathbb{E}_x[\nu_x(\tilde{\omega}, t)], \end{aligned}$$

and this completes the proof. \square

The next lemma shows that garbling reduces the median voter's expected utility difference from choosing candidate β over candidate α upon hearing the most centrist report of the former and the most extreme report of the latter:

Lemma 7. *Assume Assumption 1. Fix any σ and any $f \succeq f'$ that satisfy Assumptions 5 and 6, and write $x = (f, \sigma)$ and $x' = (f', \sigma)$. Then $\nu_x(\omega_{K1}, 0) \geq \nu_{x'}(\omega_{K1}, 0)$.*

Proof. For all ω' ,

$$\begin{aligned}
\nu_{x'}(\omega', 0) &= \frac{\sum_{\omega} \sum_{\mathbf{a} \in \text{supp}(\sigma)} v(\mathbf{a}, 0) \rho(\omega' | \omega) f(\omega | \mathbf{a}) \sigma(\mathbf{a})}{\sum_{\omega} \sum_{\mathbf{a} \in \text{supp}(\sigma)} \rho(\omega' | \omega) f(\omega | \mathbf{a}) \sigma(\mathbf{a})} \\
&\leq \max_{\omega} \frac{\sum_{\mathbf{a} \in \text{supp}(\sigma)} v(\mathbf{a}, 0) f(\omega | \mathbf{a}) \sigma(\mathbf{a})}{\sum_{\mathbf{a} \in \text{supp}(\sigma)} f(\omega | \mathbf{a}) \sigma(\mathbf{a})} \\
&= \max_{\omega} \nu_x(\omega, 0) \\
&= \nu_x(\omega_{K1}, 0).
\end{aligned}$$

where the last equality follows from Lemma 5 (ii (c)). Maximizing the left-hand side of the above inequality, we obtain that

$$\nu_{x'}(\omega_{K1}, 0) = \max_{\omega'} \nu_{x'}(\omega', t) \leq \nu_x(\omega_{K1}, 0),$$

and this completes the proof. \square

A.2.2 Proofs of Main Results

In what follows, fix any tuple $[\mathbf{A}, \Sigma]$ of matrices of any order $N \geq 2$ and normalize $\mu_t \equiv 1$.

Proof of Theorem 3

Proof. Let f be as described in Theorem 3 and write $x = \langle f, \mathbf{A}, \Sigma \rangle$. Below we argue in three steps that for all $m > n$, (1) $m_t^*(\omega_{mn}) \geq m_t^*(\omega_{nm})$ for all $t \geq 0$, and (2) the inequality is strict for a positive measure of voters.

Step 1 Combining Lemmas 3 and 5 (i) gives (1).

Step 2 By Lemma 5 (ii (a)) and (ii (b)),

$$\begin{aligned}
& \mathbb{E}_x [\exp (\nu_x (\tilde{\omega}, 0))] \\
&= \sum_{m=1}^K \mathbb{P}_x (\omega_{mm}) \exp (\nu_x (\omega_{mm}, 0)) + \sum_{m=1}^K \sum_{n=1}^{m-1} \mathbb{P}_x (\omega_{mn}) \gamma (\nu_x (\omega_{mn}, 0)) \\
&> \sum_{m=1}^K \mathbb{P}_x (\omega_{mm}) \cdot 1 + \sum_{m=1}^K \sum_{n=1}^{m-1} \mathbb{P}_x (\omega_{mn}) \cdot 2 \\
&= 1,
\end{aligned}$$

and $\mathbb{E}_x [\exp (-\nu_x (\tilde{\omega}, 0))] > 1$ likewise, where the inequalities are strict because candidates' strategies are assumed to be non-degenerate. Then by continuity, the above argument holds in a neighborhood I'' of $t = 0$, and hence $m_t^* (\omega_{mn}) \in (0, 1)$ for all $t \in I''$ by Lemma 3.

Step 3 In the proof of Lemma 5 (ii (b)), using continuity yields that $\nu_x (\omega_{mn}, t) > \nu_x (\omega_{nm}, t)$ in a neighborhood I''' of $t = 0$. Intersecting this neighborhood with that of Step 2 gives (2), namely $m_t^* (\omega_{mn}) > m_t^* (\omega_{nm})$ for all $t \in I'' \cap I'''$.

□

Proof of Theorem 4

Proof. Part (i): Let $f \succeq f'$ be as described in Theorem 4, and write $x = \langle f, \mathbf{A}, \Sigma \rangle$ and $x' = \langle f', \mathbf{A}, \Sigma \rangle$ for ease. By Lemma 6,

$$\begin{aligned}
& \mathbb{E}_{x'} [\exp (\nu_{x'} (\tilde{\omega}', t))] \\
&= \sum_{\omega'} \mathbb{P}_{x'} (\omega') \exp (\nu_{x'} (\omega', t)) \\
&= \sum_{\omega'} \mathbb{P}_{x'} (\omega') \exp \left(\sum_{\omega} \pi (\omega', \omega) \nu_x (\omega, t) \right) \\
&\leq \sum_{\omega', \omega} \mathbb{P}_{x'} (\omega') \pi (\omega', \omega) \exp (\nu_x (\omega, t)) \\
&= \sum_{\omega} \left(\sum_{\omega'} \rho (\omega' | \omega) \right) \mathbb{P}_x (\omega) \exp (\nu_x (\omega, t)) \\
&= \mathbb{E}_x [\exp (\nu_x (\tilde{\omega}, t))],
\end{aligned}$$

and combining with Lemma 3 gives the desired result.

Part (ii): Using Assumptions 3 and 4 as in the proof of Theorem 2, we obtain that

$$\mathbb{E}_x [\exp (\nu_x (\tilde{\omega}, t))] \leq \exp (\kappa|t|) \mathbb{E}_x [\exp (\nu_x (\tilde{\omega}, 0))],$$

where the last term of the above inequality can be bounded above as follows:

$$\begin{aligned} & \mathbb{E}_x [\exp (\nu_x (\tilde{\omega}, 0))] \\ &= \sum_{m=1}^K \mathbb{P}_x (\omega_{mm}) \exp (\nu_x (\omega_{mm}, 0)) + \sum_{m=1}^K \sum_{n=1}^{m-1} \mathbb{P}_x (\omega_{mm}) \gamma (\nu_x (\omega_{mn}, 0)) \\ &\leq \sum_{m=1}^K \mathbb{P}_x (\omega_{mm}) + \frac{1}{2} \left(1 - \sum_{m=1}^K \mathbb{P}_x (\omega_{mm}) \right) \gamma (\nu_x (\omega_{K1}, 0)). \end{aligned}$$

Thus a necessary condition for $\mathbb{E}_x [\exp (\nu_x (\tilde{\omega}, 0))] \geq 1$ to hold true is

$$\nu_x (\omega_{K1}, 0) \geq \gamma^{-1} \left(2 \left[\frac{\exp (\kappa|t|) - \sum_{m=1}^K \mathbb{P}_x (\omega_{mm})}{1 - \sum_{m=1}^K \mathbb{P}_x (\omega_{mm})} \right] \right). \quad (\text{A.4})$$

Two things are noteworthy. First, the right-hand side of (A.4) is strictly increasing in $\sum_{m=1}^K \mathbb{P}_x (\omega_{mm})$. Second,

$$\sum_{m=1}^K \mathbb{P}_x (\omega_{mm}) = \sum_{i,j=1}^N \sum_{m=1}^K f(\omega_m | a_i) f(\omega_m | a_j) \sigma_{ij} \geq \sum_{i,j=1}^N \sum_{m=1}^K \frac{1}{K} \cdot \frac{1}{K} \cdot \sigma_{ij} = \frac{1}{K},$$

where the inequality can be obtained from solving the following optimization problem:

$$\min_{z_m, z'_m} \sum_{m=1}^K z_m z'_m \text{ s.t. } z_m, z'_m \geq 0 \ \forall m \text{ and } \sum_{m=1}^K z_m = \sum_{m=1}^K z'_m = 1,$$

which attains its minimum at $z_m = z'_m = \frac{1}{K}$, $m = 1, \dots, K$. Thus (A.4) holds true only if

$$\nu_x (\omega_{K1}, 0) \geq \gamma^{-1} \left(2 \left[\frac{K \exp (\kappa|t|) - 1}{K - 1} \right] \right). \quad (\text{A.5})$$

Since the right-hand side (A.5) is independent of x , Part (i) implies that the inequality must be strict prior to garbling so that it can hold true after garbling, and this completes the proof of Part (ii). \square

A.3 Proofs of Section 6

Lemma 8. *Under Assumption 7, the function \hat{u} satisfies the following properties:*

- (i) $\hat{u}(\cdot, t)$ is strictly increasing on $[-1, a^\circ(t)]$ and is strictly decreasing on $[a^\circ(t), 1]$ for all t ;
- (ii) $\hat{u}(\cdot, t)$ is strictly concave for all t ;
- (iii) \hat{u} has strict increasing differences if $u_{at} \geq 0$, $u_{bt} \leq 0$ and one of these inequalities is strict.

Proof. Part (i): Differentiating $\hat{u}(a, t)$ with respect to a and using the fact that

$$\frac{u_a(a^\circ(t), \mathcal{B}(a^\circ(t)), t)}{u_b(a^\circ(t), \mathcal{B}(a^\circ(t)), t)} + \mathcal{B}'(a^\circ(t)) = 0,$$

we obtain that

$$\frac{d}{da} \hat{u}(a, t) = u_a(a, \mathcal{B}(a), t) + u_b(a, \mathcal{B}(a), t) \mathcal{B}'(a),$$

and hence that

$$\left. \frac{d}{da} \hat{u}(a, t) \right|_{a=a^\circ(t)} = 0.$$

Meanwhile, since $a^\circ(t)$ is decreasing in t and $a^\circ(I) = I$, it follows that for any $a < a^\circ(t)$, there exists $t' > t$ such that $a^\circ(t') = a$ and hence that

$$\frac{u_a(a, \mathcal{B}(a), t')}{u_b(a, \mathcal{B}(a), t')} + \mathcal{B}'(a) = 0.$$

Therefore,

$$\begin{aligned} \left. \frac{d}{da} \hat{u}(a, t) \right|_{a < a^\circ(t)} &= u_a(a, \mathcal{B}(a), t) - u_b(a, \mathcal{B}(a), t) \frac{u_a(a, \mathcal{B}(a), t')}{u_b(a, \mathcal{B}(a), t')} \\ &= u_b(a, \mathcal{B}(a), t) \left[\frac{u_a(a, \mathcal{B}(a), t)}{u_b(a, \mathcal{B}(a), t)} - \frac{u_a(a, \mathcal{B}(a), t')}{u_b(a, \mathcal{B}(a), t')} \right] \\ &> 0, \end{aligned}$$

where the inequality follows from the assumptions that $u_b > 0$ and $-\frac{u_a}{u_b}$ is strictly increasing in t . The proof of $\left. \frac{d}{da} \hat{u}(a, t) \right|_{a > a^\circ(t)} < 0$ is analogous and is thus omitted.

Part (ii): Straightforward algebra shows that

$$\begin{aligned}
\frac{d^2}{da^2} \hat{u}(a, t) &= u_{aa}(a, \mathcal{B}(a), t) + [u_{ab}(a, \mathcal{B}(a), t) + u_{ba}(a, \mathcal{B}(a), t)] \mathcal{B}'(a) \\
&\quad + u_{bb}(a, \mathcal{B}(a), t) (\mathcal{B}'(a))^2 + u_b(a, \mathcal{B}(a), t) \mathcal{B}''(a) \\
&= [1, \mathcal{B}'(a)] \begin{bmatrix} u_{aa} & u_{ab} \\ u_{ba} & u_{bb} \end{bmatrix} \begin{bmatrix} 1 \\ \mathcal{B}'(a) \end{bmatrix} + u_b(a, \mathcal{B}(a), t) \mathcal{B}''(a) \\
&< 0,
\end{aligned}$$

where the inequality follows from the assumptions that $u(a, b, t)$ is strictly concave in (a, b) and that $\mathcal{B}(a)$ is strictly concave in a .

Part (iii): Since

$$\frac{\partial^2 \hat{u}(a, t)}{\partial a \partial t} = u_{at}(a, \mathcal{B}(a), t) + u_{bt}(a, \mathcal{B}(a), t) \mathcal{B}'(a),$$

$\frac{\partial^2 \hat{u}(a, t)}{\partial a \partial t} > 0$ if $u_{at} \geq 0$, $u_{bt} \leq 0$ and one of these inequalities is strict. \square

Proof of Corollary 1

Proof. Plugging Lemma 8 into the proofs of Theorems 1 and 2 gives the desired result. \square

B Online Appendix (For Online Publication Only)

B.1 Equilibrium Selection

In the baseline model, suppose instead that political information is disseminated by a content provider who profits directly from voters' eyeballs. By showing a signal $\tilde{\omega}_t$ of the random policy profile $\tilde{\mathbf{a}}$ to voter t , the content provider earns a revenue equal to the voter's eyeball, measured by the mutual information between the voter's decision and $\tilde{\omega}_t$. In order to maximize revenue, net of a fixed operation cost $F > 0$, the content provider sets $\tilde{\omega}_t = \tilde{\mathbf{a}}$ for all t and earns a net profit of

$$\int I(m_t, \sigma) dP(t) - F.$$

A strategy profile (m^*, σ^*) constitutes a Bayesian Nash equilibrium of the election game if candidates and voters behave as described in Section 2, whereas the content provider incurs no loss, i.e.,

$$\int I(m_t^*, \sigma^*) dP(t) \geq F. \quad (\text{II})$$

Let $\mu_t \equiv \mu$ for all t . For any probability matrix Σ , let $H(\Sigma)$ denote the entropy of the random policy profile that is distributed according to Σ , and define $\mathcal{E}(\Sigma, \mu)$ as the set of policy profile matrices that can be attained in the symmetric equilibria of the election game:

$$\mathcal{E}(\Sigma, \mu) = \left\{ \begin{array}{l} [\mathbf{A}, \Sigma] \text{ is } \mathbf{W} - \text{IC} \\ \mathbf{A} : \exists \mathbf{W} \text{ s.t. } \mathbf{W} \text{ is } [\mathbf{A}, \Sigma] - \text{rationalizable} \end{array} \right\}. \quad (\text{II})$$

The next corollary is immediate:

Corollary 2. *Assume Assumptions 1-3, as well as Assumption 4 for all voters $t \neq 0$. Let Σ be any probability matrix of any order $N \geq 2$ for which the set $\mathcal{E}(\Sigma, 0)$ is non-empty, and let F be any number in $(0, H(\Sigma))$. As μ grows from zero to infinity, the set $\mathcal{E}(\Sigma, \mu)$ satisfies the description of $\mathcal{EA}_t(\Sigma, \mu)$ in Theorem 2.*

Proof. The proof is analogous to that of Theorems 1 and 2 and is thus omitted. \square

B.2 Limited Commitment

In the baseline model, suppose instead that the winning candidate honors his policy proposal with probability η and adopts his most preferred position (assumed to be equal to his preference type) otherwise. The parameter $\eta \in [0, 1]$ captures the winner's level of commitment power and is taken as exogenously given. The policy proposal, now regarded as a campaign promise, serves a new role beyond what we have seen in the baseline model: it enables voters to infer the winner's type, which is useful in case the winner reneges and does what pleases himself the most.

In what follows, we will limit candidates to using pure symmetric strategies that are strictly increasing in their types. We could alternatively consider mixed strategies that satisfy the monotone likelihood ratio property, whereby high type candidates are

more likely to propose high policies than low type candidates do. We choose not to pursue this route for ease of analysis.

Let $-t_N < \dots < -t_1 \leq 0 \leq t_1 < \dots < t_N$ denote candidates' types and $-a_N < \dots < -a_1 \leq 0 \leq a_1 < \dots < a_N$ policy proposals, where N is now an exogenous integer assumed to be greater than one. For $i, j = 1, \dots, N$, write $\mathbf{t}_{ij} = (-t_i, t_j)$, and define

$$\tilde{v}(\mathbf{a}_{ij}, t) = \eta v(\mathbf{a}_{ij}, t) + (1 - \eta) v(\mathbf{t}_{ij}, t)$$

as voter t 's utility difference from choosing candidate β over candidate α under policy profile \mathbf{a}_{ij} . Let

$$\tilde{u}_+(a_c, t_c) = \eta u_+(a_c, t_c) + (1 - \eta) u_+(t_c, t_c)$$

and

$$\tilde{u}_-(a_c, t_{-c}) = \eta u_-(a_c, t_{-c}) + (1 - \eta) u_-(t_c, t_{-c})$$

be the utility of the winning and losing candidate, respectively, when the winning policy is a_c and candidates' types are t_c and t_{-c} . Replacing v, u_+ and u_- in the baseline model with \tilde{v}, \tilde{u}_+ and \tilde{u}_- , respectively, leads us to define players' value functions as in Section 2.

Under the aforementioned restrictions, the probability matrix Σ is fully determined by candidates' type distribution and will thus be taken as exogenously given. Let \mathbf{T} be a square matrix of order N whose ij^{th} entry is \mathbf{t}_{ij} , and let \mathbf{A} and \mathbf{W} be as in the baseline model. A tuple $\langle \mathbf{A}, \mathbf{W} \rangle$ can be attained in an equilibrium of our interest if (1) \mathbf{A} is *incentive compatible for candidates under \mathbf{W}* (hereinafter, **W-IC**), and if (2) \mathbf{W} is *can be rationalized by optimal attention allocation under \mathbf{A}* (hereinafter, **A-rationalizable**); these conditions can be obtained from limiting attention to monotone pure symmetric strategies and treating Σ as exogenously given in Definitions 1 and 2.

Define

$$\tilde{\mathcal{E}} = \left\{ \mathbf{A} : \exists \mathbf{W} \text{ s.t. } \begin{array}{l} \mathbf{A} \text{ is } \mathbf{W} - \text{IC} \\ \mathbf{W} \text{ is } \mathbf{A} - \text{rationalizable} \end{array} \right\}$$

as the set of policy profile matrices that can be attained in the equilibria of our

interest, as well as

$$\tilde{\mathcal{A}}_t(\mu) = \{ \mathbf{A} : \mathbb{E}_{[\mathbf{A}, \mathbf{T}, \Sigma]} [\exp(\mu^{-1} \tilde{v}(\tilde{\mathbf{a}}, t))] \geq 1 \}$$

as the attention set of any camp α voter $t < 0$ at any level $\mu > 0$ of marginal attention cost. Taking intersections yields the set $\widetilde{\mathcal{EA}}_t(\mu)$ of policy profile matrices that attracts voter t 's attention in equilibrium, as well as the set $\widetilde{\mathcal{ET}}_t(\mu)$ of policy profile matrices that leads voter t to act based on ideology in equilibrium.

Armed with these definitions and notations, we can now state the main result of this section:

Corollary 3. *Assume Assumptions 1 and 2. Then*

$$\tilde{\mathcal{E}} = \{ \mathbf{A} : \mathbf{A} \text{ is } \widehat{\mathbf{W}}_N - \text{IC} \}.$$

Assume, in addition, Assumption 3. In the case where $\tilde{\mathcal{E}}$ is non-empty, $\widetilde{\mathcal{EA}}_t(\mu)$ satisfies the description of $\mathcal{EA}_t(\Sigma, \mu)$ in Theorem 2 for any voter $t < 0$ such that Assumption 4 holds true and $\tilde{v}(\mathbf{a}, t) > 0$ for some $\mathbf{a} \in \mathbf{A} \in \tilde{\mathcal{E}}$.

The main prediction of Corollary 3, namely extreme and exaggerated campaign messages are instrumental for arousing and attracting voters' attention, is a mere understatement of reality. In the first presidential election in the post-watergate era, Jimmy Carter campaigned as an honest outsider with fresh leadership, although subsequent conversations with Hubert Humphrey revealed that he was not as far away from the core values of the Democratic Party as he was portrayed to be (Popkin (1994)). As Roger Ailes famously described his role as campaign strategist: "Every thing I did from issue selection to speeches to ads, etc. was designed to push the various kinds of the candidates further apart" (Vavreck (2009)).

Proof. Expanding the term $\tilde{v}(\mathbf{a}_{ij}, t)$ yields

$$\begin{aligned} \tilde{v}(\mathbf{a}_{ij}, t) = & \eta [u(a_j, t) + u(-a_j, t) - [u(a_i, t) + u(-a_i, t)]] \\ & + (1 - \eta) [u(t_j, t) + u(-t_j, t) - [u(t_i, t) + u(-t_i, t)]], \end{aligned}$$

where tedious but straightforward algebra shows that $\tilde{v}(\mathbf{a}_{ij}, t)$'s satisfy all the essential properties of $v(\mathbf{a}_{ij}, t)$'s in the baseline model. Replacing the latter with the former in the proofs of Theorems 1 and 2 gives the desired result. \square

The impact of limited commitment on equilibrium outcomes can be subtle. Below we provide some intuition through an example:

Example 3. Consider a variant of Example 1 where the winning candidate honors his policy proposal with probability η and reneges with probability $1 - \eta$. Tedious but straightforward algebra shows that in this case, the attention set of voter $t \approx 0$ is defined by the following inequality:

$$\eta \cdot (a_2 - a_1) + (1 - \eta) \cdot \underbrace{1/2}_{\text{inference effect}} \geq \underbrace{\mu\gamma^{-1} (4\exp(2|t|/\mu) - 2)}_{\text{hurdle of indifference}}.$$

On the right-hand side of this inequality is the same *hurdle of indifference* as in the baseline model. This term represents the hurdle that candidates need to bypass in order to capture the voter’s attention, and it is this exact term that generates the phenomenon of policy extremism and exaggeration as marginal attention cost grows from zero to infinity. On the left-hand side of this inequality is a new term called the *inference effect*. This term represents the inference drawn by the voter about the winner’s type and as mentioned before, serves as a powerful motivator for voters to pay attention to politics.

Which of the above described effects dominates matters for our prediction. Consider two cases:

Case 1 $\mu\gamma^{-1} (4\exp(2|t|/\mu) - 2) \leq 1/2$. In this case, the inference effect itself is strong enough to overcome the hurdle of indifference. As the level of commitment power increases, the need for drawing inferences diminishes, and the logic behind Theorem 2 kicks in, suggesting that a greater degree of policy extremism is needed for arousing and attracting the voter’s attention.

Case 2 $\mu\gamma^{-1} (4\exp(2|t|/\mu) - 2) > 1/2$. In this case, the inference effect is weak compared to the hurdle of indifference, and the opposite thing happens as we increase the winner’s level of commitment power.

B.3 Alternative Cost Function

In the baseline model, suppose instead that the cost of paying attention is equal to the number of bits carried by the acquired signal. For any voter t , it is optimal to acquire either a binary signal of the form $m_t(\mathbf{a}) = 1$ if $v(\mathbf{a}, t) > 0$ and zero otherwise,

or no signal at all. For any camp α voter $t < 0$, the first option is optimal if and only if

$$\mathbb{E}_{[\mathbf{A}, \Sigma]} [v^+ (\tilde{\mathbf{a}}, t)] > \mu_t \cdot \log_2 2 = \mu_t.$$

Let $\mu_t \equiv \mu$ for all t . For any probability matrix Σ and any level $\mu \geq 0$ of marginal attention cost, define

$$\mathcal{E}(\Sigma, \mu) = \left\{ \mathbf{A} : \exists \mathbf{W} \text{ s.t. } \begin{array}{l} [\mathbf{A}, \Sigma] \text{ is } \mathbf{W} - \text{IC} \\ \mathbf{W} \text{ is } [\mathbf{A}, \Sigma] - \text{rationalizable} \end{array} \right\}$$

as the set of policy profile matrices that can arise in the symmetric equilibria of the election game, and define

$$\mathcal{A}_t(\Sigma, \mu) = \{ \mathbf{A} : \mathbb{E}_{[\mathbf{A}, \Sigma]} [v^+ (\tilde{\mathbf{a}}, t)] \geq \mu \}$$

as the attention set of voter $t < 0$. Taking intersections yields the set of policy profile matrices that draws voter t 's attention to politics in equilibrium:

$$\mathcal{EA}_t(\Sigma, \mu) = \{ \mathbf{A} \in \mathcal{E}(\Sigma, \mu) : \mathbb{E}_{[\mathbf{A}, \Sigma]} [v^+ (\tilde{\mathbf{a}}, t)] \geq \mu \},$$

as well as the set of policy profile matrices that leads the voter to act based on ideology in equilibrium:

$$\mathcal{EI}_t(\Sigma, \mu) = \{ \mathbf{A} \in \mathcal{E}(\Sigma, \mu) : \mathbb{E}_{[\mathbf{A}, \Sigma]} [v^+ (\tilde{\mathbf{a}}, t)] < \mu \}.$$

The next corollary gives a full characterization of the set $\mathcal{E}(\Sigma, \mu)$. It shows that in any symmetric equilibrium of the election game, either (1) all voters act based on ideology, or (2) a neighborhood around the median voter attends to politics and winner is determined the same as in Downs (1957):

Corollary 4. *Assume Assumptions 1-3. Then for any probability matrix Σ of any order N , $\mathcal{E}(\Sigma, \mu) = \mathcal{E}_1(\Sigma, \mu) \cup \mathcal{E}_2(\Sigma, \mu)$, where*

$$\mathcal{E}_1(\Sigma, \mu) = \left\{ \mathbf{A} : [\mathbf{A}, \Sigma] \text{ is } \widehat{\mathbf{W}}_N - \text{IC and } \mathbb{E}_{[\mathbf{A}, \Sigma]} [v^+ (\tilde{\mathbf{a}}, 0)] \geq \mu \right\},$$

and

$$\mathcal{E}_2(\Sigma, \mu) = \left\{ \mathbf{A} : [\mathbf{A}, \Sigma] \text{ is } \frac{1}{2} \mathbf{J}_N - \text{IC and } \mathbb{E}_{[\mathbf{A}, \Sigma]} [v^+ (\tilde{\mathbf{a}}, 0)] < \mu \right\}.$$

Proof. Under Assumption 3, we have $v(\mathbf{a}, t) < v(\mathbf{a}, 0)$ for all \mathbf{a} and $t < 0$ and hence two cases to consider: (1) $\mathbb{E}_{[\mathbf{A}, \Sigma]}[v^+(\tilde{\mathbf{a}}, 0)] > \mu$ and hence a neighborhood around $t = 0$ pays attention to politics; (2) $\mathbb{E}_{[\mathbf{A}, \Sigma]}[v^+(\tilde{\mathbf{a}}, 0)] \leq \mu$ and hence all voters act based on ideology.

Case (2) is easy to study. For Case (1), it suffices to show that $\int m_t^*(\mathbf{a}_{ij}) dP(t) > \int m_t^*(\mathbf{a}_{ji}) dP(t)$ for all $\mathbf{a}_{ij} = (-a_i, a_j)$ such that $i > j$. The proof is analogous to that of Theorem 1 and is thus omitted. \square

The next corollary extends Theorem 2 to the current setting:

Corollary 5. *Assume Assumptions 1-3, and let Σ be any probability matrix of any order $N \geq 2$ for which the set $\mathcal{E}(\Sigma, 0)$ is non-empty. Then for any $t \leq 0$, as μ grows from zero to infinity,*

- (i) *the set $\mathcal{EA}_t(\Sigma, \mu)$ shrinks;*
- (ii) *$\min \{u(a_1, 0) - u(a_N, 0) : \mathbf{A} \in \mathcal{EA}_t(\Sigma, \mu)\}$ increases;*
- (iii) *the objects in Parts (i) and (ii) do not always stay constant.*

Proof. Part (i): By definition, $\mathcal{EA}_t(\Sigma, \mu) = \mathcal{A}_t(\Sigma, \mu) \cap \mathcal{E}_1(\Sigma, \mu)$, where the right-hand side shrinks as μ increases.

Part (ii): Under Assumption 3, a necessary condition for any voter $t \leq 0$ to pay attention to politics is

$$\max_{\mathbf{a} \in \mathbf{A}} v^+(\mathbf{a}, 0) = u(a_1, 0) - u(a_N, 0) > \mu,$$

and combining with Part (i) give the desired result.

Part (iii): Since $\mathbb{E}_{[\mathbf{A}, \Sigma]}[v^+(\tilde{\mathbf{a}}, 0)] > 0$ for any policy profile matrix of any order $N \geq 2$ by Lemma 0, the two sets $\mathcal{E}_1(\Sigma, 0)$ and $\mathcal{E}(\Sigma, 0)$ coincide and are non-empty by assumption. Then based on the fact that $\mathcal{E}_1(\Sigma, +\infty) = \emptyset$, we conclude that the set $\mathcal{E}_1(\Sigma, \mu)$ cannot always stay constant as μ grows from zero to infinity, and this completes the proof. \square

B.4 A Counterexample

In this section, we give a counterexample illustrating the role of the concavity assumption in the proofs of Theorem 1 and 2:

Example 1 (Continued). $R > 0$ and $\delta_- = 0$. When δ_+ is big, candidates prefer to win close to their ideological bliss points, and equilibrium policies are close to $\pm 1/4$ and $\pm 3/4$. Now, suppose Assumption 2 is violated and instead,

$$v\left(-\frac{3}{4}, \frac{1}{4}, 0\right) - v\left(-\frac{1}{4}, \frac{3}{4}, 0\right) = u\left(\frac{1}{4}, 0\right) + u\left(-\frac{1}{4}, 0\right) - \left[u\left(\frac{3}{4}, 0\right) + u\left(-\frac{3}{4}, 0\right)\right] < 0.$$

In the case where voters' types are concentrated around $t = 0$, repeating Steps 2 and 4 of Section 4.4 yields that $\int m_t^*(\mathbf{a}_{ij}) dP(t) < \int m_t^*(\mathbf{a}_{ji}) dP(t)$ for $\mathbf{a}_{ij} \approx (-3/4, 1/4) \in \text{supp}(\sigma^*)$. That is, candidate β loses the election for sure despite being closer to the median voter than candidate α is at \mathbf{a}_{ij} !

References

- ABRAMOWITZ, A. I., AND K. L. SAUNDERS (2008): "Is Polarization a Myth?" *Journal of Politics*, 70(2), 542-555.
- ALLOCOTT, H., AND M. GENTZKOW (2017): "Social Media and Fake News in the 2016 Election," *Journal of Economic Perspectives*, 31(2), 211-236.
- ARAGONES, E., AND T. R. PALFREY (2002): "Mixed Equilibrium in a Downsian Model with a Favored Candidate," *Journal of Economic Theory*, 103, 131-161.
- BANKS, J. S. (1990): "A Model of Electoral Competition with Incomplete Information," *Journal of Economic Theory*, 50, 309-325.
- BARTHEL, M., A., MITCHELL AND J. HOLCOMB (2016): "Many Americans Believe Fake News Is Sowing Confusion," *Pew Research Center*, December 15.
- BAUM, M. A., AND S. KERNELL (1999): "Has Cable Ended the Golden Age of Presidential Television," *American Political Science Review*, 93(1), 99-114.

- BLACKWELL, D. (1953): “Equivalent Comparisons of Experiments,” *Annals of Mathematical Statistics*, 24, 265-272.
- CALLANDER, S. (2008): “Political Motivations,” *Review of Economic Studies*, 75(3), 671-697.
- CALVERT, R. L. (1985a): “The Value of Biased Information: A Rational Choice Model of Political Advice,” *Journal of Politics*, 47(2), 530-555.
- (1985b): “Robustness of the Multidimensional Voting Model: Candidate Motivations, Uncertainty, and Convergence,” *American Journal of Political Science*, 29(1), 69-95.
- CAMPBELL, A., P. CONVERSE, W. E. MILLER AND D. E. STOKES (1960): *The American Voter*. Chicago, IL: The University of Chicago Press.
- CHEN, J., AND M. YANG (2014): “Common Value Voting with Rational Inattention,” *Working Paper*, Princeton University.
- COVER, T. M., AND J. A. THOMAS (2006): *Elements of Information Theory*. Hoboken, NJ: John Wiley & Sons, 2nd ed.
- DOWNS, A. (1957): *An Economic Theory of Democracy*. New York, NY: Harper and Row, 1st ed.
- DUGGAN, J. (2017): “A Survey of Equilibrium Analysis in Spatial Model of Elections,” *Working Paper*, University of Rochester.
- DUNAWAY, J. (2016): “Mobile vs. Computer: Implications for News Audiences and Outlets,” *Shorenstein Center on Media, Politics and Public Policy*, August 30.
- FELDMAN, N. (2017): *The Three Lives of James Madison: Genius, Partisan, President*. New York, NY: Random House, 1st ed.
- GENTZKOW, M., E. L. GLAESER AND C. GOLDIN (2004): “How Newspapers Became Informative and Why It Mattered,” *NBER Working Paper No. 10791*.
- GENTZKOW, M., AND J. M. SHAPIRO (2011): “Ideological Segregation Online and Offline,” *Quarterly Journal of Economics*, 126(4), 1799-1839.

- (2016): “Media Bias in the Marketplace: Theory,” in *Handbook of Media Economics*, ed. by S. Anderson, J. Waldfogel and D. Stromberg, Chapter 14, pp. 624-645. Elsevier.
- GENTZKOW, M., J. M. SHAPIRO, AND M. TADDY (2017): “Measuring Polarization in High-Dimensional Data: Method and Application to Congressional Speech,” *NBER Working Paper No. 22423*.
- GERARDI, D., AND L. YARIV (2008): “Information Acquisition in Committees,” *Games and Economic Behavior*, 62(2), 436-459.
- GLAESER, E. L., AND G. AM. PONZETTO (2014): “Shrouded Costs of Government: The Political Economy of State and Local Public Pensions,” *Journal of Public Economics*, 116, 89-105.
- GLAESER, E. L., G. AM. PONZETTO AND J. M. SHAPIRO (2005): “Strategic Extremism: Why Republicans and Democrats Divide on Religious Values,” *Quarterly Journal of Economics*, 120(4), 1283-1330.
- GUL, F., AND W., PESENDORFER (2009): “Partisan Politics and Election Failure with Ignorant Voters,” *Journal of Economic Theory*, 144(1), 146-174.
- HEATH, A. (2017): “Facebook Says Fake Accounts Linked to Russia Bought Thousands of Ads During US Election,” *Business Insider*, September 6.
- KARTIK, N., AND R. P. MCAFEE (2007): “Signaling Character in Electoral Competition,” *American Economic Review*, 97(3), 852-870.
- LEE, C., AND J. L. KENT (2017): “Facebook Says Russian-Backed Election Content Reached 126 Million Americans,” *NBCNews*, October 30.
- LEVENDUSKY, M. (2013): *How Partisan Media Polarize America*. Chicago, IL: The University of Chicago Press.
- MAĆKOWIAK, B., AND M. WIEDERHOLT (2009): “Optimal Sticky Prices under Rational Inattention,” *American Economic Review*, 99(3), 769-803.
- MARTIN, D. (2017): “Strategic Pricing with Rational Inattention to Quality,” *Games and Economic Behavior*, 104, 131-145.

- MARTINELLI, C. (2006): “Would Rational Voters Acquire Costly Information?,” *Journal of Economic Theory*, 129(1), 225-251.
- MATĚJKA, F., AND A. MCKAY (2012): “Simple Market Equilibria with Rationally Inattentive Consumers,” *American Economic Review: Papers and Proceedings*, 102(3), 24-29.
- (2015): “Rational Inattention to Discrete Choices: A New Foundation for the Multinomial Logit Model,” *American Economic Review*, 105(1), 272-298.
- MATĚJKA, F., AND G. TABELLINI (2016): “Electoral Competition with Rationally Inattentive Voters,” *Working Paper*, CERGE-EI and Bocconi University.
- MILGROM, P. (1981): “Good News and Bad News: Representation Theorems and Applications,” *The Bell Journal of Economics*, 12(2), 380-391.
- MITCHELL, A., J. GOTTFRIED, J. KILEY AND K. E. MATSA (2014): “Political Polarization and Media Habits,” *Pew Research Center*, October 21.
- PEREZ, S. (2017): “U.S. Consumers Now Spend 5 Hours Per Day on Mobile Devices,” *TechCrunch*, March 3.
- PERSICO, N. (2004): “Committee Design with Endogenous Information,” *Review of Economic Studies*, 71(1), 165-191.
- PERSSON, T., AND G. TABELLINI (2000): *Political Economics: Explaining Economic Policy*. Cambridge, MA: The MIT Press.
- PETERSON, E., S. GOEL AND S. IYENGAR (2018): “Echo Chambers and Partisan Polarization: Evidence from the 2016 Presidential Campaign,” *Working Paper*, Dartmouth College and Stanford University.
- PETROCIK, J. R. (1996): “Issue Ownership in Presidential Elections, with a 1980 Case Study,” *American Journal of Political Science*, 40(3), 825-850.
- POOLE, K. T., AND H. L. ROSENTHAL (2011): *Ideology and Congress*. New Brunswick (U.S.A.) and London (U.K.): Transaction Publishers.
- POPKIN, S. L. (1994): *The Reasoning Voter: Communication and Persuasion in Presidential Campaigns*. Chicago, IL: The University of Chicago Press.

- PRAT, A. (2016): “Media Capture and Media Power,” in *Handbook of Media Economics*, ed. by S. Anderson, J. Waldfogel and D. Stromberg, Chapter 16, pp. 669-686. Elsevier.
- PRATO, C., AND S. WOLTON (2016): “The Voters’ Curses: Why We Need Goldilocks Voters,” *American Journal of Political Science*, 60(3), 726-737.
- PRIOR, M. (2005): “News vs. Entertainment: How Increasing Media Choice Widens Gaps in Political Knowledge and Turnout,” *American Journal of Political Science*, 49(3), 577-592.
- PUGLISI, R., AND J. M. SNYDER (2016): “Empirical Studies of Media Bias,” in *Handbook of Media Economics*, ed. by S. Anderson, J. Waldfogel and D. Stromberg, Chapter 15, pp. 647-667. Elsevier.
- RAVID, D. (2017): “Bargaining with Rational Inattention,” *Working Paper*, University of Chicago.
- SHANNON, C. (1948): “A Mathematical Theory of Communication,” *Bell Labs Technical Journal*, 27(3), 379-423.
- SIMS, C. (1998): “Stickiness,” *Carnegie-Rochester Conference Series on Public Policy*, 49(1), 317-356.
- (2003): “Implications of Rational Inattention,” *Journal of Monetary Economics*, 50(3), 665-690.
- TEIXEIRA, T. S. (2014): “The Rising Cost of Consumer Attention: Why You Should Care, and What You Can Do about It,” *Working Paper*, Harvard Business School.
- VAVRECK, L. (2009): *The Message Matters: The Economy and Presidential Campaigns*. Princeton, NJ: Princeton University Press.
- WITTMAN, D. (1983): “Candidate Motivation: A Synthesis of Alternative Theories,” *American Political Science Review*, 77(1), 142-157.
- WOODFORD, M. (2009): “Information-Constrained State-Dependent Pricing,” *Journal of Monetary Economics*, 56(1), 100-124.

- YANG, M. (2015): “Coordination with Flexible Information Acquisition,” *Journal of Economic Theory*, 158, 721-738.
- (2016): “Optimality of Debt under Flexible Information Acquisition,” *Working Paper*, Duke University.
- YUKSEL, S. (2014): “Specialized Learning and Political Polarization,” *Working Paper*, UCSB.