

# Computation Scheduling for Distributed Machine Learning with Straggling Workers

Mohammad Mohammadi Amiri and Deniz Gündüz

**Abstract**—We study the scheduling of computation tasks across  $n$  workers in a large scale distributed learning problem. Computation speeds of the workers are assumed to be heterogeneous and unknown to the master, and redundant computations are assigned to workers in order to tolerate straggling workers. We consider sequential computation and instantaneous communication from each worker to the master, and each computation round, which can model a single iteration of the stochastic gradient descent algorithm, is *completed* once the master receives  $k$  distinct computations from the workers. Our goal is to characterize the *average completion time* as a function of the *computation load*, which denotes the portion of the dataset available at each worker. We propose two computation scheduling schemes that specify the computation tasks assigned to each worker, as well as their computation schedule, i.e., the order of execution, and derive the corresponding average completion time in closed-form. We also establish a lower bound on the minimum average completion time. Numerical results show a significant reduction in the average completion time over existing coded computing schemes, which are designed to mitigate straggling servers, but often ignore computations of non-persistent stragglers, as well as uncoded computing schemes. Furthermore, it is shown numerically that when the speeds of different workers are relatively skewed, the gap between the upper and lower bounds is relatively small. The reduction in the average completion time is obtained at the expense of increased communication from the workers to the master. We have studied the resulting trade-off by comparing the average number of distinct computations sent from the workers to the master for each scheme, defined as the *communication load*.

## I. INTRODUCTION

The growing computational complexity and memory requirements of emerging machine learning applications involving massive datasets cannot be satisfied on a single machine. Consequently, distributed computation across tens or even hundreds of computation servers, called the *workers*, has been a topic of great interest in machine learning [1] big data analytics [2]. A major bottleneck in distributed computation, and its application in large learning tasks is that the overall performance can significantly deteriorate due to slow servers, referred to as the *stragglers*. To mitigate the limitation of straggling servers, coded computation techniques, inspired by erasure codes, have been proposed recently. With coded computation, computations from only a subset of non-straggling workers are sufficient to complete the computation task, thanks to redundant computations performed by the faster workers. In

[3] the authors employ a maximum-distance separable (MDS) code-inspired distributed computation scheme to mitigate the effect of straggling servers in a distributed matrix-vector multiplication problem. A more general distributed gradient descent problem is considered in [4], where labeled dataset is partitioned and distributed to worker nodes, each of which evaluates the gradient on its own partition. Various coding schemes have been introduced in [4]–[8], that assign redundant computations to workers to attain tolerance against straggling workers. Coded distributed computation has also been studied for matrix-matrix multiplication, where the labeled data is coded before being delivered to workers [9]–[11], and for distributed computing of a polynomial function [12]. Please see [13] for an overview and classification of different approaches.

Most existing coded computation techniques are designed to tolerate persistent stragglers, i.e., workers that are extremely slow compared to the rest for a long period of time; and therefore, they discard computations performed by straggling workers. However, persistent stragglers are rarely seen in practice, and we often encounter *non-persistent stragglers*, which, despite being slower, complete a significant portion of the assigned tasks by the time faster workers complete their assignments [14]. Recently, there have been efforts to exploit the computations that have been carried out by non-persistent stragglers at the expense of increasing the communication load from the workers to the master [13]–[17]. The techniques studied in [13]–[16] are based on coding with associated encoding and decoding complexities, which may require the availability and central processing of all the data points at the *master*. Furthermore, the coded design proposed in [14] depends on the statistical behavior of the stragglers, which may not be possible to predict accurately in practice. The coding technique studied in [16] requires a large enough number of data samples assigned to each worker to guarantee decodability of the target function at the master node with high probability, while the approach considered in [17] requires a large number of workers compared to the number of data batches to ensure that the master node can recover all the data from the workers with high probability.

We do not apply any coding across the dataset, but consider a centralized scheduling strategy for uncoded distributed computation, where the computation tasks are assigned to the workers by the master server. Each worker can compute a limited number of tasks, referred to as the *computation load*. Computations are carried out sequentially, and the result of each computation is sent to the master immediately after it is completed. Communication delay from the workers to the master is ignored, although independent delays across workers can easily be incorporated into our framework. This sequential

The authors are with the Information Processing and Communications Laboratory (IPC-Lab), Department of Electrical and Electronic Engineering, Imperial College London, London SW7 2AZ, U.K. (e-mail: m.mohammadi-amiri15@imperial.ac.uk; d.gunduz@imperial.ac.uk).

This work has been supported by the European Research Council (ERC) through Starting Grant BEACON (agreement No. 677854).

computation and communication framework allows the master to exploit even partial computations by slow workers.

Assuming that the computation time of a task by each worker is random, the goal is to characterize the minimum *average completion time* as a function of the computation load. We first provide a generic expression for the average completion time as a function of the *computation schedule*, which specifies both the tasks assigned to each worker and their computation order. We propose two different computation scheduling schemes, and obtain closed-form expressions for their average completion times, which provide an upper bound on the minimum average completion time. We also establish a lower bound on the minimum average completion time, which is tight for low and high computation loads. To fully understand the impact of the proposed uncoded distributed computation framework on the system performance, we also study the resultant *communication load*, which is defined as the average total number of distinct computations transmitted from the workers to the master. Since the computations are transmitted sequentially, we assume that each transmission corresponds to a communication packet creating additional traffic for the underlying communication protocol. It is expected that the increased communication load will increase the communication delay; however, the exact amount of this delay will depend on the network topology, connection technology, and the communication protocol between the workers and the master.

The organization of the paper is as follows. We present the system model and the problem formulation in Section II. In Section III, we analyze the performance of the minimum average completion time for the general case. We provide an upper and a lower bound on the minimum average completion time in Section IV and Section V, respectively. In Section VI, we overview some of the alternative approaches in the literature, and compare their performance with the proposed uncoded schemes numerically. Finally the paper is concluded in Section VII.

*Notations:*  $\mathbb{R}$ ,  $\mathbb{Z}$ , and  $\mathbb{N}$  represent sets of real values, integers, and positive integers, respectively. For two integers  $i$  and  $j$ ,  $j \geq i$ ,  $[i : j]$  denotes the set  $\{i, i+1, \dots, j\}$ . For any  $i \in \mathbb{N}$ , we define  $[i] \triangleq [1 : i]$ ; and finally,  $\binom{j}{i}$  returns the binomial coefficient “ $j$  choose  $i$ ”.

## II. PROBLEM FORMULATION

We consider distributed computation of a function  $h$  over a dataset  $\mathbf{X} = (X_1, \dots, X_n)$  across  $n$  workers. Each element of the dataset,  $X_i$ , which we will call as a data point, may correspond to a minibatch of labeled data samples. Function  $h : \mathbb{V} \rightarrow \mathbb{U}$  is an arbitrary function, where  $\mathbb{V}$  and  $\mathbb{U}$  are two vector spaces over the same field  $\mathbb{F}$ , and each  $X_i$  is an element of  $\mathbb{V}$ , for  $i \in [n]$ . The computation is considered completed once the master recovers  $k$  distinct evaluations (tasks)  $h(X_i)$ ,  $\forall i \in \mathcal{K}$ , where  $\mathcal{K} \subset [n]$  is any arbitrary subset of  $[n]$  with  $|\mathcal{K}| = k$ . Note that we allow partial computations, i.e.,  $k$  can be smaller than  $n$ , and we refer to  $k$  as the *computation target*. We also define the *computation load*  $r \in [n]$  as the maximum number of data points available at each worker for

computation. We denote by  $\mathcal{E}_i$ , the indices of the data points in the dataset assigned to worker  $i$ , where  $\mathcal{E}_i \subset [n]$ ,  $|\mathcal{E}_i| \leq r$ , i.e., worker  $i$  computes  $h(X_j)$ ,  $j \in \mathcal{E}_i$ , for  $i \in [n]$ .

We denote by  $T_i$  the time worker  $i$  spends to compute each task assigned to it, i.e.,  $h(X_j)$ ,  $j \in \mathcal{E}_i$ . We assume that  $T_i$  is a random variable with cumulative density function (CDF)  $F_i$ , for  $i \in [n]$ <sup>1</sup>, and, for  $j \neq i$ ,  $T_i$  is independent of  $T_j$ . In our model, while the computation speed of each server is random, we assume that, once its value is fixed, each computation at that server takes the same amount of time. Each worker sends the result of each assigned computation to the master immediately after its computation. We assume that the communication time is negligible compared to the computation time; that is, the result of each computation becomes available at the master immediately after its completion<sup>2</sup>.

We assume that the computations start at time  $t = 0$  at all the workers, and once the master receives  $k$  distinct evaluations, it sends an acknowledgement message to all the workers to stop computations. We denote the time that master receives the result of the computation  $h(X_j)$  by  $T_{X_j}$ ,  $j \in [n]$ , which is a random variable. Let  $T_{i,X_j}$  denote the time worker  $i$ , for  $i \in [n]$ , computes  $h(X_j)$ , then we have

$$T_{X_j} = \min_{i \in [n]} \{T_{i,X_j}\}, \quad \text{for } j \in [n]. \quad (1)$$

The distributions of the random variables  $T_{X_1}, \dots, T_{X_n}$  depend on the assignment of the computation tasks to the workers  $\mathcal{E} \triangleq \{\mathcal{E}_i\}_{i=1}^n$ , as well as the order these tasks are carried out by each worker  $\mathcal{O} \triangleq \{\mathcal{O}_i\}_{i=1}^n$ , where  $\mathcal{O}_i$  denotes the computing order of the tasks assigned to worker  $i$ ,  $i \in [n]$ . If evaluation  $h(X_j)$  has not been assigned to worker  $i$ , i.e.,  $j \notin \mathcal{E}_i$ , we assume that  $T_{i,X_j} = \infty$ , for  $i, j \in [n]$ . We note that  $T_{X_i}$ , in general, is not independent of  $T_{X_j}$ , for  $i, j \in [n]$ .

We define the task ordering (TO) matrix  $C$  as an  $r \times n$  matrix of integers,  $C \in [n]^{r \times n}$ , specifying the computation schedule of the tasks assigned to each worker, i.e.,  $\mathcal{O}$ . Let

$$C = \begin{bmatrix} c_{11} & c_{12} & \dots & c_{1n} \\ c_{21} & c_{22} & \dots & c_{2n} \\ \vdots & \vdots & \ddots & \vdots \\ c_{r1} & c_{r2} & \dots & c_{rn} \end{bmatrix}, \quad (2)$$

where  $c_{ij} \in \mathcal{E}_j$ , for  $i \in [r]$  and  $j \in [n]$ . Each column of matrix  $C$  corresponds to a different worker, and its elements from top to bottom represent the order of computations. That is, the entry  $c_{ij}$  denotes the index of the element of the dataset that is computed by worker  $j$  as its  $i$ -th evaluation, i.e., worker  $j$  first computes  $h(X_{c_{1j}})$ , then computes  $h(X_{c_{2j}})$ , and so on so forth until either it computes  $h(X_{c_{rj}})$ , for  $i \in [r]$  and  $j \in [n]$ , or it receives the acknowledgement message from the master, and stops computations. Note that the task assignment  $\mathcal{E}$  and the order of evaluations  $\mathcal{O}$  is specified by a unique TO

<sup>1</sup>We assume that the CDF  $F_i$  is a smooth function of its argument, for  $i \in [n]$ .

<sup>2</sup>Note that a constant or a random computation time (independent across workers) can be easily incorporated into this framework by updating the computation time statistics accordingly; however, we expect that the communication delays will be correlated across workers in a network setting. The impact of such correlations (i.e., due to congestion) will be the topic of our future work.

matrix  $C$ . While any  $C$  matrix is a valid TO matrix, it is easy to see that the optimal TO matrix will have  $r$  distinct entries in each of its columns, and  $k$  distinct entries overall.

**Example 1.** Consider the following TO matrix for  $n = 4$  and  $r = 3$

$$C = \begin{bmatrix} 1 & 3 & 3 & 4 \\ 2 & 2 & 4 & 3 \\ 3 & 1 & 1 & 1 \end{bmatrix}. \quad (3)$$

According to the TO matrix  $C$ , each worker follows the following computation schedule:

- Worker 1 first computes  $h(X_1)$ , then  $h(X_2)$ , and finally  $h(X_3)$ .
- Worker 2 first computes  $h(X_3)$ , then  $h(X_2)$ , and finally  $h(X_1)$ .
- Worker 3 first computes  $h(X_3)$ , then  $h(X_4)$ , and finally  $h(X_1)$ .
- Worker 4 first computes  $h(X_4)$ , then  $h(X_3)$ , and finally  $h(X_1)$ .

Since the computation time is assumed to scale linearly with the number of computation tasks executed; that is, the time for worker  $i$  to compute  $s$  computations is  $sT_i$ , it follows that:

$$T_{1,X_1} = T_1, T_{1,X_2} = 2T_1, T_{1,X_3} = 3T_1, T_{1,X_4} = \infty, \quad (4a)$$

$$T_{2,X_1} = 3T_2, T_{2,X_2} = 2T_2, T_{2,X_3} = T_2, T_{2,X_4} = \infty, \quad (4b)$$

$$T_{3,X_1} = 3T_3, T_{3,X_2} = \infty, T_{3,X_3} = T_3, T_{3,X_4} = 2T_3, \quad (4c)$$

$$T_{4,X_1} = 3T_4, T_{4,X_2} = \infty, T_{4,X_3} = 2T_4, T_{4,X_4} = T_4, \quad (4d)$$

and therefore,

$$T_{X_1} = \min \{T_1, 3T_2, 3T_3, 3T_4\}, \quad (5a)$$

$$T_{X_2} = \min \{2T_1, 2T_2\}, \quad (5b)$$

$$T_{X_3} = \min \{3T_1, T_2, T_3, 2T_4\}, \quad (5c)$$

$$T_{X_4} = \min \{2T_3, T_4\}. \quad (5d)$$

□

For given task assignment  $\mathcal{E}$  and order of computations  $\mathcal{O}$  resulting in a unique TO matrix  $C$ , we denote the completion time, which corresponds to the time it takes the master to receive  $k$  distinct computations, by  $T_C(r, k)$ . Note that  $T_C(r, k)$  is also a random variable, and we define the average completion time as

$$\overline{T}_C(r, k) \triangleq \mathbb{E}[T_C(r, k)], \quad (6)$$

where the expectation is taken over the distributions of  $T_1, \dots, T_n$ . We define the minimum average completion time

$$\overline{T}^*(r, k) \triangleq \min_C \{\overline{T}_C(r, k)\}, \quad (7)$$

where the minimization is taken over all possible TO matrices  $C$ . The goal is to characterize  $\overline{T}^*(r, k)$ .

**Remark 1.** We highlight that, most coded distributed computation schemes in the literature require the master to recover the computations (or, their average) for the whole dataset. However, it is known that convergence of stochastic gradient descent is guaranteed even if the gradient is computed at only a portion of the dataset at each iteration [18]–[25]. This can

be compensated particularly for the random straggling model considered here; that is, when the straggling workers, and hence the uncomputed gradient values, vary at each iteration.

The above formulation of distributed computation includes several problems of interest studied in the literature, some of which are listed below for the case of  $k = n$ , where the goal is to collect all the computations  $h(X_1), \dots, h(X_n)$  by the master:

- In [17], the dataset is divided into  $n$  batches, and the gradient function computed for the samples within each batch needs to be delivered to the master. By letting each worker compute the gradient for samples of at most  $r$  batches, our formulation covers this problem by treating  $X_i$  as the  $i$ -th batch, and function  $h$  as the gradient computed for the samples in each batch.
- Linear regression with a least-square objective function is studied in [11]. For a feature matrix  $A \in \mathbb{R}^{d \times m}$ , for some  $d, m \in \mathbb{N}$ , the problem boils down to computing the matrix multiplication,  $A^T A$ , in a distributed manner. Matrix  $A$  is divided into  $n$  equal-size sub-matrices  $A = [A_1 \ A_2 \ \dots \ A_n]^T$ , where  $A_i \in \mathbb{R}^{m/n \times d}$ , for  $i \in [n]$ . The goal is to compute  $A^T A = \sum_{i=1}^n A_i A_i^T$ , where each worker can compute  $r$  evaluations  $A_j A_j^T, \forall j \in \mathcal{D}_r$ , where  $\mathcal{D}_r \subset [n]$  and  $|\mathcal{D}_r| = r$ . This problem is covered by our formulation by letting function  $h : \mathbb{R}^{m/n \times d} \rightarrow \mathbb{R}^{m \times m}$  be defined as  $h(D) \triangleq DD^T$ , for some matrix  $D \in \mathbb{R}^{m/n \times d}$ . Another application of our problem is the matrix-vector multiplication problem, in which the goal is to compute  $Bz$  in a distributed manner, where  $B \in \mathbb{R}^{m \times d}$  and  $z \in \mathbb{R}^{d \times 1}$ . Matrix  $B$  is again divided into  $n$  equal-size sub-matrices  $B = [B_1 \ B_2 \ \dots \ B_n]$ , where  $B_i \in \mathbb{R}^{m/n \times d}$ ,  $i \in [n]$ . Defining  $h : \mathbb{R}^{m/n \times d} \rightarrow \mathbb{R}^{m \times 1}$  as  $h(B_i) \triangleq B_i z$ ,  $i \in [n]$ , we have  $Bz = [h(B_1) \ \dots \ h(B_n)]$ . We let each worker compute at most  $r$  of the evaluations.
- Our formulation also covers the problem studied in [12], where a multivariate polynomial function is computed over a dataset of  $K$  inputs in a distributed manner utilizing  $N$  workers, where  $K \leq N$ . Note, however, that the scheme considered in [12] allows coding across the input dataset.

### III. AVERAGE COMPLETION TIME ANALYSIS

Here we analyze the average completion time  $\overline{T}_C(r, k)$  for a given TO matrix  $C$ .

**Theorem 1.** For a given TO matrix  $C$ , we have

$$\begin{aligned} \Pr \{T_C(r, k) > t\} &= 1 - F_{T_C}(t) \\ &= \sum_{i=n-k+1}^n (-1)^{n-k+i+1} \binom{i-1}{n-k} \\ &\quad \sum_{S \subset [n]: |S|=i} \Pr \{T_{X_j} > t, \forall j \in S\}, \end{aligned} \quad (8)$$

which yields

$$\begin{aligned} \overline{T}_C(r, k) &= \sum_{i=n-k+1}^n (-1)^{n-k+i+1} \binom{i-1}{n-k} \\ &\quad \sum_{S \subset [n]: |S|=i} \int_0^\infty \Pr \{T_{X_j} > t, \forall j \in S\} dt. \end{aligned} \quad (9)$$

Note that the dependence of the completion time statistics on the TO matrix in (8) and (9) is through the statistics of  $T_{X_j}$ . We also note that the expectations in (8) and (9) are fairly general, and can apply to situations where the computation time of a task may depend on its order of computation, rather than being the same for all the computations carried out by the same worker, as we assume in this work.

*Proof.* The event  $\{T_C(r, k) > t\}$  is equivalent to the union of the events, for which the time to complete any arbitrary set of at least  $n - k + 1$  distinct computations is greater than  $t$ , i.e.,

$$\Pr\{T_C(r, k) > t\} = \Pr\left\{\bigcup_{\mathcal{G} \subset [n]: n-k+1 \leq |\mathcal{G}| \leq n} \left\{T_{X_j} > t, T_{X_{j'}} \leq t, \forall j \in \mathcal{G}, \forall j' \in \mathcal{G}'\right\}\right\}, \quad (10)$$

where we define  $\mathcal{G}' \triangleq [n] \setminus \mathcal{G}$ . Since the events of  $\{T_{X_j} > t, T_{X_{j'}} \leq t, \forall j \in \mathcal{G}, \forall j' \in \mathcal{G}'\}$ , for all distinct sets  $\mathcal{G} \subset [n]$  are mutually exclusive (pairwise disjoint), we have

$$\begin{aligned} \Pr\{T_C(r, k) > t\} &= \sum_{i=n-k+1}^n \sum_{\mathcal{G} \subset [n]: |\mathcal{G}|=i} \Pr\left\{T_{X_j} > t, T_{X_{j'}} \leq t, \forall j \in \mathcal{G}, \forall j' \in \mathcal{G}'\right\} \\ &= \sum_{i=n-k+1}^n \sum_{\mathcal{G} \subset [n]: |\mathcal{G}|=i} H_{\mathcal{G}, \mathcal{G}'}, \end{aligned} \quad (11)$$

where, for  $\mathcal{G} \subset [n]$ , we define

$$H_{\mathcal{G}, \mathcal{G}'} \triangleq \Pr\left\{T_{X_j} > t, T_{X_{j'}} \leq t, \forall j \in \mathcal{G}, \forall j' \in \mathcal{G}'\right\}. \quad (12)$$

Given a particular set  $\mathcal{G} \subset [n]$ , such that  $|\mathcal{G}| = i$ , for  $i \in [n - k + 1 : n]$ , we have

$$\begin{aligned} H_{\mathcal{G}, \mathcal{G}'} &= \sum_{l=i}^n (-1)^{i+l} \sum_{\hat{\mathcal{G}} \subset \mathcal{G}': |\hat{\mathcal{G}}|=l-i} H_{\mathcal{G} \cup \hat{\mathcal{G}}, \emptyset} \\ &= \sum_{l=i}^n (-1)^{i+l} \sum_{\hat{\mathcal{G}} \subset \mathcal{G}': |\hat{\mathcal{G}}|=l-i} \Pr\left\{T_{X_j} > t, \forall j \in \mathcal{G} \cup \hat{\mathcal{G}}\right\}, \end{aligned} \quad (13)$$

where we used the fact that, for any  $g \in \mathcal{G}'$ , we have

$$H_{\mathcal{G}, \mathcal{G}'} = H_{\mathcal{G}, \mathcal{G}' \setminus \{g\}} - H_{\mathcal{G} \cup \{g\}, \mathcal{G}' \setminus \{g\}}. \quad (14)$$

According to (13), for  $i \in [n - k + 1 : n]$ , we have

$$\begin{aligned} &\sum_{\mathcal{G} \subset [n]: |\mathcal{G}|=i} H_{\mathcal{G}, \mathcal{G}'} \\ &= \sum_{\mathcal{G} \subset [n]: |\mathcal{G}|=i} \sum_{l=i}^n (-1)^{i+l} \sum_{\hat{\mathcal{G}} \subset \mathcal{G}': |\hat{\mathcal{G}}|=l-i} H_{\mathcal{G} \cup \hat{\mathcal{G}}, \emptyset} \\ &= \sum_{l=i}^n (-1)^{i+l} \sum_{\mathcal{G} \subset [n]: |\mathcal{G}|=i} \sum_{\hat{\mathcal{G}} \subset \mathcal{G}': |\hat{\mathcal{G}}|=l-i} H_{\mathcal{G} \cup \hat{\mathcal{G}}, \emptyset} \\ &\stackrel{(a)}{=} \sum_{l=i}^n (-1)^{i+l} \binom{l}{i} \sum_{\mathcal{S} \subset [n]: |\mathcal{S}|=l} H_{\mathcal{S}, \emptyset}, \end{aligned} \quad (15)$$

where (a) follows since, for each set  $\mathcal{S} = \mathcal{G} \cup \hat{\mathcal{G}}$  with  $|\mathcal{S}| = l$ , there are  $\binom{l}{i}$  sets  $\mathcal{G} \cup \hat{\mathcal{G}}$ . Plugging (15) into (11) yields

$$\begin{aligned} \Pr\{T_C(r, k) > t\} &= \sum_{i=n-k+1}^n \sum_{l=i}^n (-1)^{i+l} \binom{l}{i} \sum_{\mathcal{S} \subset [n]: |\mathcal{S}|=l} H_{\mathcal{S}, \emptyset}. \end{aligned} \quad (16)$$

For a particular set  $\mathcal{S} \subset [n]$  with  $|\mathcal{S}| = s$ , for some  $s \in [n - k + 1 : n]$ , the coefficient of  $H_{\mathcal{S}, \emptyset}$  in (16) is given by

$$\begin{aligned} &\sum_{i=n-k+1}^s (-1)^{i+s} \binom{s}{i} \\ &= \sum_{i=0}^s (-1)^{i+s} \binom{s}{i} - \sum_{i=0}^{n-k} (-1)^{i+s} \binom{s}{i} \\ &= (-1)^{n-k+s} \binom{s-1}{n-k} = (-1)^{n-k+s+1} \binom{s-1}{n-k}, \end{aligned} \quad (17)$$

which results in

$$\begin{aligned} \Pr\{T_C(r, k) > t\} &= \sum_{i=n-k+1}^n (-1)^{n-k+i+1} \binom{i-1}{n-k} \sum_{\mathcal{S} \subset [n]: |\mathcal{S}|=i} H_{\mathcal{S}, \emptyset}. \end{aligned} \quad (18)$$

According to the definition of  $H_{\mathcal{S}, \emptyset}$ , (18) concludes the proof of the expression given in (8). Furthermore, since  $T_C(r, k) \geq 0$ , i.e., the completion time is a non-negative value, we have

$$\bar{T}_C(r, k) = \int_0^\infty (1 - F_{T_C}(t)) dt, \quad (19)$$

which substituting  $1 - F_{T_C}(t)$  by  $\Pr\{T_C(r, k) > t\}$  yields the expression given in (9).  $\square$

**Remark 2.** For  $k = n$ , we have

$$\begin{aligned} \Pr\{T_C(r, n) > t\} &= \sum_{i=1}^n (-1)^{i+1} \sum_{\mathcal{S} \subset [n]: |\mathcal{S}|=i} \Pr\{T_{X_j} > t, \forall j \in \mathcal{S}\}, \end{aligned} \quad (20)$$

and

$$\begin{aligned} \bar{T}_C(r, n) &= \sum_{i=1}^n (-1)^{i+1} \sum_{\mathcal{S} \subset [n]: |\mathcal{S}|=i} \int_0^\infty \Pr\{T_{X_j} > t, \forall j \in \mathcal{S}\} dt. \end{aligned} \quad (21)$$

The minimum average completion time  $\bar{T}^*(r, k)$  can be obtained as a solution of the optimization problem  $\bar{T}^*(r, k) = \min_C \bar{T}_C(r, k)$ . Providing a general characterization for  $\bar{T}^*(r, k)$  is elusive. In the next section, we will propose two specific computation task assignment and scheduling schemes, and evaluate their average completion times.

#### IV. UPPER BOUNDS ON THE MINIMUM AVERAGE COMPLETION TIME

In this section we introduce and study two particular computation task assignment and scheduling schemes, namely *cyclic scheduling* (CS) and *staircase scheduling* (SS). The average completion time for these schemes will provide upper bounds on  $\bar{T}^*(r, k)$ .

##### A. Cyclic Scheduling (CS) Scheme

The CS scheme is motivated by the symmetry across the workers when we have no prior information on their computation speeds. CS makes sure that each computation task has a different order at different workers. This is achieved by a cyclic shift operator.



We denote the TO matrix of the CS scheme by  $C_{CS}$  and its element in the  $i$ -th row and  $j$ -th column by  $C_{CS}(i, j)$ , for  $i \in [r]$  and  $j \in [n]$ . The TO matrix  $C_{CS}$  is given by

$$C_{CS}(i, j) = g(j + i - 1), \quad \text{for } i \in [r] \text{ and } j \in [n], \quad (22)$$

where function  $g : \mathbb{Z} \rightarrow \mathbb{Z}$  is defined as follows:

$$g(l) \triangleq \begin{cases} l, & \text{if } 1 \leq l \leq n, \\ l - n, & \text{if } l \geq n + 1, \\ l + n, & \text{if } l \leq 0. \end{cases} \quad (23)$$

Thus, the TO matrix  $C_{CS}$  is given by

$$C_{CS} = \begin{bmatrix} g(1) & g(2) & \dots & g(n) \\ g(2) & g(3) & \dots & g(n+1) \\ \vdots & \vdots & \ddots & \vdots \\ g(r) & g(r+1) & \dots & g(n+r-1) \end{bmatrix}. \quad (24)$$

Due to the linear scaling of the computation time with the number of computations executed, for the TO matrix  $C_{CS}$  in (24), we have, for  $j \in [n]$ ,

$$T_{g(j-i+1), X_j} = \begin{cases} iT_{g(j-i+1)}, & \text{for } i = 1, \dots, r, \\ \infty, & \text{for } i = r+1, \dots, n, \end{cases} \quad (25)$$

which results in

$$T_{X_j} = \min_{i=1, \dots, r} \{iT_{g(j-i+1)}\}. \quad (26)$$

**Example 2.** Consider  $n = 6$  and  $r = 4$ . We have

$$C_{CS} = \begin{bmatrix} 1 & 2 & 3 & 4 & 5 & 6 \\ 2 & 3 & 4 & 5 & 6 & 1 \\ 3 & 4 & 5 & 6 & 1 & 2 \\ 4 & 5 & 6 & 1 & 2 & 3 \end{bmatrix}, \quad (27)$$

and

$$T_{X_1} = \min \{T_1, 2T_6, 3T_5, 4T_4\}, \quad (28a)$$

$$T_{X_2} = \min \{T_2, 2T_1, 3T_6, 4T_5\}, \quad (28b)$$

$$T_{X_3} = \min \{T_3, 2T_2, 3T_1, 4T_6\}, \quad (28c)$$

$$T_{X_4} = \min \{T_4, 2T_3, 3T_2, 4T_1\}, \quad (28d)$$

$$T_{X_5} = \min \{T_5, 2T_4, 3T_3, 4T_2\}, \quad (28e)$$

$$T_{X_6} = \min \{T_6, 2T_5, 3T_4, 4T_3\}. \quad (28f)$$

□

In order to characterize the average completion time of the CS scheme,  $\bar{T}_{CS}(r, k)$ , using (9), we need to obtain  $H_{S, \emptyset} = \Pr \{T_{X_j} > t, \forall j \in \mathcal{S}\}$ , for any set  $\mathcal{S} \subset [n]$  such that  $n - k + 1 \leq |\mathcal{S}| \leq n$ , where  $T_{X_1}, \dots, T_{X_n}$  are given in (26). Consider a set  $\mathcal{S}$ ,  $\mathcal{S} \subset [n]$ ,  $n - k + 1 \leq |\mathcal{S}| \leq n$ . We have

$$\begin{aligned} H_{S, \emptyset} &= \Pr \left\{ \min_{i=1, \dots, r} \{iT_{g(j-i+1)}\} > t, \forall j \in \mathcal{S} \right\} \\ &= \Pr \{T_{g(j-i+1)} > t/i, \forall i \in [r], \forall j \in \mathcal{S}\}. \end{aligned} \quad (29)$$

In order to obtain  $H_{S, \emptyset}$ , we need to find all possible values of  $g(j - i + 1)$ ,  $\forall i \in [r]$  and  $\forall j \in \mathcal{S}$ . Thus, we define

$$\mathcal{U}_{\mathcal{S}} \triangleq \{g(j - i + 1), \forall i \in [r], \forall j \in \mathcal{S}\}, \quad (30)$$

and  $u_{\mathcal{S}} \triangleq |\mathcal{U}_{\mathcal{S}}|$ . We represent set  $\mathcal{U}_{\mathcal{S}}$  as

$$\mathcal{U}_{\mathcal{S}} = \{p_1, \dots, p_{u_{\mathcal{S}}}\}, \quad (31)$$

where  $p_l \in [n]$ , for  $l \in [u_{\mathcal{S}}]$ . We also define

$$t_{p_l} \triangleq \min \{i : g(j - i + 1) = p_l, \forall j \in \mathcal{S}\}. \quad (32)$$

Accordingly, we have

$$H_{S, \emptyset} = \Pr \{T_{p_l} > t/t_{p_l}, \forall l \in [u_{\mathcal{S}}]\}, \quad (33)$$

where, due to the independence of  $T_1, \dots, T_n$ , we can obtain

$$H_{S, \emptyset} = \prod_{l=1}^{u_{\mathcal{S}}} (1 - F_{p_l}(t/t_{p_l})). \quad (34)$$

Next, for  $\mathcal{S} \subset [n]$  with  $n - k + 1 \leq |\mathcal{S}| \leq n$ , we define

$$L_{\mathcal{S}}^{CS} \triangleq \int_0^{\infty} \prod_{l=1}^{u_{\mathcal{S}}} (1 - F_{p_l}(t/t_{p_l})) dt. \quad (35)$$

Then, the average completion time of the CS scheme can be written as

$$\bar{T}_{CS}(r, k) = \sum_{i=n-k+1}^n (-1)^{n-k+i+1} \binom{i-1}{n-k} \sum_{\mathcal{S} \subset [n]: |\mathcal{S}|=i} L_{\mathcal{S}}^{CS}. \quad (36)$$

Note that we have obtained an explicit characterization of the CS scheme in terms of the CDFs of the computation time of the workers. While this CDF would depend on the particular computation task as well as the capacity and load of the particular server, it is often modeled as a shifted exponential in the literature [3], [14].

In the following corollary, we characterize  $L_{\mathcal{S}}^{CS}$  for a shifted exponential computation time, i.e., for  $i \in [n]$ ,

$$F_i(t) = \begin{cases} 1 - e^{-\mu_i(t-\tau_i)}, & \text{if } t \geq \tau_i, \\ 0, & \text{if } t < \tau_i, \end{cases} \quad (37)$$

where  $\mu_i, \tau_i \in \mathbb{R}^+$ . We define  $\boldsymbol{\mu} \triangleq \{\mu_1, \dots, \mu_n\}$ , and  $\boldsymbol{\tau} \triangleq \{\tau_1, \dots, \tau_n\}$ . We define  $\tau'_{p_l}$  as the  $l$ -th smallest value among  $\{t_{p_1} \tau_{p_1}, t_{p_2} \tau_{p_2}, \dots, t_{p_{u_{\mathcal{S}}}} \tau_{p_{u_{\mathcal{S}}}}\}$ , for  $l \in [u_{\mathcal{S}}]$ , i.e.,

$$\tau'_{p_1} \triangleq \min \{t_{p_1} \tau_{p_1}, \dots, t_{p_{u_{\mathcal{S}}}} \tau_{p_{u_{\mathcal{S}}}}\}, \quad (38a)$$

$$\tau'_{p_l} \triangleq \min \left\{ \{t_{p_1} \tau_{p_1}, \dots, t_{p_{u_{\mathcal{S}}}} \tau_{p_{u_{\mathcal{S}}}}\} \setminus \{\tau'_{p_1}, \dots, \tau'_{p_{l-1}}\} \right\}, \quad \text{for } l = 2, \dots, u_{\mathcal{S}}. \quad (38b)$$

We obtain the unique values  $i_1, \dots, i_{u_{\mathcal{S}}}$ , such that  $\tau'_{p_l} = t_{p_{i_l}} \tau_{p_{i_l}}$ , for  $l \in [u_{\mathcal{S}}]$ ; accordingly, we define

$$\mu'_{p_l} \triangleq \mu_{p_{i_l}} / t_{p_{i_l}}, \quad \text{for } l \in [u_{\mathcal{S}}]. \quad (39)$$

**Corollary 1.** Given a fixed set  $\mathcal{S} \subset [n]$ ,  $n - k + 1 \leq |\mathcal{S}| \leq n$ , we have

$$L_{\mathcal{S}}^{CS} = \tau'_{p_1} + \sum_{l=1}^{u_{\mathcal{S}}} \frac{1}{\sum_{j=1}^l \mu'_{p_j}} e^{\sum_{j=1}^l \mu'_{p_j} \tau'_{p_j}} \left( e^{-\tau'_{p_l} \sum_{j=1}^l \mu'_{p_j}} - e^{-\tau'_{p_{l+1}} \sum_{j=1}^l \mu'_{p_j}} \right), \quad (40)$$

where  $\tau'_{p_{u_{\mathcal{S}}+1}} \triangleq \infty$ .

*Proof.* According to the definitions of  $\tau'_{p_1}, \dots, \tau'_{p_{u_{\mathcal{S}}}}$  and

$\mu'_{p_1}, \dots, \mu'_{p_{u_S}}$ , we have

$$\prod_{l=1}^{u_S} (1 - F_{p_l}(t/t_{p_l})) = \begin{cases} 1, & \text{if } t < \tau'_{p_1}, \\ e^{\sum_{j=1}^l \mu'_{p_j} \tau'_{p_j} e^{-\sum_{j=1}^l \mu'_{p_j} t}}, & \text{if } \tau'_{p_l} \leq t < \tau'_{p_{l+1}}, l \in [u_S], \end{cases} \quad (41)$$

where  $\tau'_{p_{u_S+1}} = \infty$ . Thus, it follows that

$$\begin{aligned} L_S^{\text{CS}} &= \int_0^{\tau'_{p_1}} 1 dt + \sum_{l=1}^{u_S} \int_{\tau'_{p_l}}^{\tau'_{p_{l+1}}} e^{\sum_{j=1}^l \mu'_{p_j} \tau'_{p_j} e^{-\sum_{j=1}^l \mu'_{p_j} t}} dt \\ &= \tau'_{p_1} + \sum_{l=1}^{u_S} \frac{1}{\sum_{j=1}^l \mu'_{p_j}} e^{\sum_{j=1}^l \mu'_{p_j} \tau'_{p_j}} \\ &\quad \left( e^{-\tau'_{p_l} \sum_{j=1}^l \mu'_{p_j}} - e^{-\tau'_{p_{l+1}} \sum_{j=1}^l \mu'_{p_j}} \right). \end{aligned} \quad (42)$$

□

Overall, the average completion time of the CS scheme with shifted exponential CDFs is given by

$$\begin{aligned} \bar{T}_{\text{CS}}(r, k) &= \sum_{i=n-k+1}^n (-1)^{n-k+i+1} \binom{i-1}{n-k} \\ &\quad \sum_{S \subset [n]: |S|=i} \left( \tau'_{p_1} + \sum_{l=1}^{u_S} \frac{1}{\sum_{j=1}^l \mu'_{p_j}} e^{\sum_{j=1}^l \mu'_{p_j} \tau'_{p_j}} \right. \\ &\quad \left. \left( e^{-\tau'_{p_l} \sum_{j=1}^l \mu'_{p_j}} - e^{-\tau'_{p_{l+1}} \sum_{j=1}^l \mu'_{p_j}} \right) \right). \end{aligned} \quad (43)$$

The numerical evaluation and comparison of the above result will be presented in Section VI.

### B. Staircase Scheduling (SS) Scheme

While CS seems to be a natural way of scheduling tasks to the workers with unknown speeds, one can see that imposing the same order of computations across all the workers may not be ideal when the goal is to recover distinct computations at the master. Alternatively, here we propose the SS scheme, which introduces inverse computation orders at the workers.

The entries of the TO matrix  $C_{\text{SS}}$  for the SS scheme are given by, for  $i \in [r]$  and  $j \in [n]$ ,

$$C_{\text{SS}}(i, j) = g(j + (-1)^{j-1}(i-1)). \quad (44)$$

It follows that

$$C_{\text{SS}} = \begin{bmatrix} g(1) & g(2) & \dots & g(n) \\ g(2) & g(1) & \dots & g(n + (-1)^{n-1}) \\ \vdots & \vdots & \ddots & \vdots \\ g(r) & g(3-r) & \dots & g(n + (-1)^{n-1}(r-1)) \end{bmatrix}. \quad (45)$$

We remark here that the main difference between the CS and SS schemes is that in the CS scheme (according to (22)) all the workers have the same step size and direction in their computations, while in the SS scheme (according to (44)) workers with even and odd indices have different directions (ascending and descending, respectively) in the order they carry out the computations assigned to them, but the same step size in their evaluations.

Assuming a linear scaling of the computation time as before, it can be verified that, for  $j \in [n]$ ,

$$\begin{aligned} T_{g(j+(-1)^{j+i-1}(i-1)), X_j} &= \begin{cases} iT_{g(j+(-1)^{j+i-1}(i-1))}, & \text{for } i = 1, \dots, r, \\ \infty, & \text{for } i = r+1, \dots, n, \end{cases} \end{aligned} \quad (46)$$

which results in

$$T_{X_j} = \min_{i=1, \dots, r} \{iT_{g(j+(-1)^{j+i-1}(i-1))}\}. \quad (47)$$

**Example 3.** Consider  $n = 6$  and  $r = 4$ . We have

$$C_{\text{SS}} = \begin{bmatrix} 1 & 2 & 3 & 4 & 5 & 6 \\ 2 & 1 & 4 & 3 & 6 & 5 \\ 3 & 6 & 5 & 2 & 1 & 4 \\ 4 & 5 & 6 & 1 & 2 & 3 \end{bmatrix}, \quad (48)$$

and

$$T_{X_1} = \min \{T_1, 2T_2, 3T_5, 4T_4\}, \quad (49a)$$

$$T_{X_2} = \min \{T_2, 2T_1, 3T_4, 4T_5\}, \quad (49b)$$

$$T_{X_3} = \min \{T_3, 2T_4, 3T_1, 4T_6\}, \quad (49c)$$

$$T_{X_4} = \min \{T_4, 2T_3, 3T_6, 4T_1\}, \quad (49d)$$

$$T_{X_5} = \min \{T_5, 2T_6, 3T_3, 4T_2\}, \quad (49e)$$

$$T_{X_6} = \min \{T_6, 2T_5, 3T_2, 4T_3\}. \quad (49f)$$

□

Similarly to the CS scheme, we consider a set  $S$ ,  $S \subset [n]$  with  $n - k + 1 \leq |S| \leq n$ . We have

$$\begin{aligned} H_{S, \emptyset} &= \Pr \left\{ \min_{i=1, \dots, r} \{iT_{g(j+(-1)^{j+i-1}(i-1))}\} > t, \forall j \in S \right\} \\ &= \Pr \{T_{g(j+(-1)^{j+i-1}(i-1))} > t/i, \forall i \in [r], \forall j \in S\}. \end{aligned} \quad (50)$$

We define

$$\mathcal{V}_S \triangleq \{g(j + (-1)^{j+i-1}(i-1)), \forall i \in [r], \forall j \in S\}, \quad (51)$$

and  $v_S \triangleq |\mathcal{V}_S|$ . We represent set  $\mathcal{V}_S$  as

$$\mathcal{V}_S = \{q_1, \dots, q_{v_S}\}, \quad (52)$$

where  $q_l \in [n]$ , for  $l \in [v_S]$ . We also define

$$t_{q_l} \triangleq \min \{i : g(j + (-1)^{j+i-1}(i-1)) = q_l, \forall j \in S\}. \quad (53)$$

Accordingly, we have

$$H_{S, \emptyset} = \Pr \{T_{q_l} > t/t_{q_l}, \forall l \in [v_S]\}, \quad (54)$$

where, thanks to the independence of  $T_1, \dots, T_n$ , we obtain

$$H_{S, \emptyset} = \prod_{l=1}^{v_S} (1 - F_{q_l}(t/t_{q_l})). \quad (55)$$

For  $S \subset [n]$  with  $n - k + 1 \leq |S| \leq n$ , we define

$$L_S^{\text{SS}} \triangleq \int_0^\infty \prod_{l=1}^{v_S} (1 - F_{q_l}(t/t_{q_l})) dt. \quad (56)$$

Thus, the average completion time of the SS scheme can be

written as

$$\bar{T}_{SS}(r, k) = \sum_{i=n-k+1}^n (-1)^{n-k+i+1} \binom{i-1}{n-k} \sum_{S \subset [n]: |S|=i} L_S^{SS}. \quad (57)$$

In the following, we characterize the average completion time  $\bar{T}_{SS}(r, k)$  for shifted exponential CDFs  $F_i$  given in (37) similarly to the CS scheme. We define  $\tau'_{q_l}$  as the  $l$ -th smallest value among  $\{t_{q_1}\tau_{q_1}, t_{q_2}\tau_{q_2}, \dots, t_{q_{v_S}}\tau_{q_{v_S}}\}$ , for  $l \in [v_S]$ , i.e.,

$$\tau'_{q_1} \triangleq \min \{t_{q_1}\tau_{q_1}, \dots, t_{q_{v_S}}\tau_{q_{v_S}}\}, \quad (58a)$$

$$\tau'_{q_l} \triangleq \min \left\{ \left\{ t_{q_1}\tau_{q_1}, \dots, t_{q_{v_S}}\tau_{q_{v_S}} \right\} \setminus \left\{ \tau'_{q_1}, \dots, \tau'_{q_{l-1}} \right\} \right\}, \quad \text{for } l = 2, \dots, v_S. \quad (58b)$$

We obtain the unique values  $i_1, \dots, i_{v_S}$ , such that  $\tau'_{q_l} = t_{q_{i_l}}\tau_{q_{i_l}}$ , for  $l \in [v_S]$ ; accordingly, we define

$$\mu'_{q_l} \triangleq \mu_{q_{i_l}}/t_{q_{i_l}}, \quad \text{for } l \in [v_S]. \quad (59)$$

Similarly to the proof of Corollary 1, we can obtain

$$L_S^{SS} = \tau'_{q_1} + \sum_{l=1}^{v_S} \frac{1}{\sum_{j=1}^l \mu'_{q_j}} e^{\sum_{j=1}^l \mu'_{q_j} \tau'_{q_j}} \left( e^{-\tau'_{q_l} \sum_{j=1}^l \mu'_{q_j}} - e^{-\tau'_{q_{l+1}} \sum_{j=1}^l \mu'_{q_j}} \right), \quad (60)$$

where  $\tau'_{q_{v_S+1}} \triangleq \infty$ . Hence, the average completion time of SS with shifted exponential computation times is given by

$$\bar{T}_{SS}(r, k) = \sum_{i=n-k+1}^n (-1)^{n-k+i+1} \binom{i-1}{n-k} \times \sum_{S \subset [n]: |S|=i} \left( \tau'_{q_1} + \sum_{l=1}^{v_S} \frac{1}{\sum_{j=1}^l \mu'_{q_j}} e^{\sum_{j=1}^l \mu'_{q_j} \tau'_{q_j}} \left( e^{-\tau'_{q_l} \sum_{j=1}^l \mu'_{q_j}} - e^{-\tau'_{q_{l+1}} \sum_{j=1}^l \mu'_{q_j}} \right) \right). \quad (61)$$

The numerical evaluation of the performance of the SS scheme and its comparison with the CS scheme and the lower bound will be presented in Section VI.

## V. LOWER BOUND ON THE MINIMUM AVERAGE COMPLETION TIME

Here we present a lower bound on the minimal average completion time  $\bar{T}^*(r, k)$  by considering an adaptive model. Note that the TO matrix, in general, may depend on the statistics of the computation times, i.e.,  $F_i$ ,  $i \in [n]$ , but it cannot depend on the particular realization of  $T_1, \dots, T_n$ . In this section, we allow the master to employ a distinct TO matrix  $C_T$  for each realization of  $\mathbf{T} = (T_1, \dots, T_n)$ . For given  $\mathbf{T}$ , let  $T_{C_T}(\mathbf{T}, r, k)$  denote the completion time; that is, the master can receive  $k$  distinct computations by time  $T_{C_T}(\mathbf{T}, r, k)$ . We define

$$T_{LB}(\mathbf{T}, r, k) \triangleq \min_{C_T} \{T_{C_T}(\mathbf{T}, r, k)\}, \quad (62)$$

## Algorithm 1 $T_{LB}(\mathbf{T}, r, k)$

---

```

1: procedure FINDING  $k_1^*, \dots, k_n^*$ 
2:    $k_i = 0$ ,  $i \in [n]$ 
3:    $T'_i = T_i$ ,  $i \in [n]$ 
4:   for  $l = 1, 2, \dots, k$  do
5:     Find  $m_l$ :  $(k_{m_l} + 1)T'_{m_l} = \min \{(k_1 + 1)T'_1, \dots, (k_n + 1)T'_n\}$ 
6:      $k_{m_l} \leftarrow k_{m_l} + 1$ 
7:     if  $k_{m_l} = r$  then
8:        $T'_{m_l} \leftarrow \infty$ 
9:     end if
10:  end for
11:  for  $i = 1, 2, \dots, n$  do
12:     $k_i^* = k_i$ 
13:  end for
14: end procedure

```

---

where the minimization is taken over all possible TO matrices  $C_T$ . We also define

$$\bar{T}_{LB}(r, k) \triangleq \mathbb{E}[T_{LB}(\mathbf{T}, r, k)], \quad (63)$$

where the expectation is taken over  $\mathbf{T}$ . It is straightforward to verify that

$$\begin{aligned} \bar{T}^*(r, k) &= \min_C \{\mathbb{E}[T_C(r, k)]\} \\ &\geq \mathbb{E}[\min_{C_T} \{T_{C_T}(\mathbf{T}, r, k)\}] = \bar{T}_{LB}(r, k). \end{aligned} \quad (64)$$

Consider a fixed realization of  $\mathbf{T}$ . With the optimum TO matrix, each evaluation  $h(X_i)$ ,  $i \in [n]$ , is received by the master no more than once by time  $T_{LB}(\mathbf{T}, r, k)$ . Therefore, in order to obtain  $T_{LB}(\mathbf{T}, r, k)$ , we only consider the TO matrices, with which the master receives exactly  $k$  distinct evaluations by time  $T_{LB}(\mathbf{T}, r, k)$ . Accordingly, we focus on the TO matrices, with which the master receives  $k_i$  evaluations from worker  $i$  before time  $T_{LB}(\mathbf{T}, r, k)$ , where  $0 \leq k_i \leq r$ , and all the  $\sum_{i=1}^n k_i = k$  evaluations are distinct. Assuming linear scaling of the computation time, the completion time is given by  $\max\{k_1 T_1, \dots, k_n T_n\}$ . Hence, the lower bound  $T_{LB}(\mathbf{T}, r, k)$  is obtained as the solution of the following optimization problem:

$$\begin{aligned} &\min_{k_1, \dots, k_n} \max \{k_1 T_1, \dots, k_n T_n\}, \\ &\text{s.t. } k_i \in \mathbb{N}, k_i \leq r, \quad \text{for } i \in [n], \\ &\quad \sum_{i=1}^n k_i = k. \end{aligned} \quad (65)$$

Note that, once  $\mathbf{T}$  is fixed, the times each worker will complete each of its assigned computations are also fixed. Therefore, the optimal TO matrix simply allocates the  $k$  distinct computations as the first  $k$  computations that will be completed by the workers, while guaranteeing that no worker will compute more than  $t$  computations. This is achieved by the greedy algorithm outlined in Algorithm 1, which finds the optimum solution  $k_1^*, \dots, k_n^*$ . Given  $\mathbf{T}$ , Algorithm 1 consists of  $k$  steps: at the  $l$ -th step a distinct element of the dataset is assigned to the worker that will complete its computation the soonest, for  $l \in [k]$ . We note that line 4 of the algorithm

provides the index of the worker computing the  $l$ -th evaluation. Line 7 of the algorithm guarantees that  $k_i \leq r$ ,  $\forall i \in [n]$ . After finding  $k_1^*, \dots, k_n^*$ , we can obtain

$$T_{\text{LB}}(\mathbf{T}, r, k) = \max \{k_1^* T_1, \dots, k_n^* T_n\}. \quad (66)$$

We perform Algorithm 1  $N$  times for  $N$  independent realizations of  $\mathbf{T}$  denoted by  $\mathbf{T}_1, \dots, \mathbf{T}_N$ . By the law of large numbers, we have

$$\overline{T}_{\text{LB}}(r, k) = \lim_{N \rightarrow \infty} \frac{1}{N} \sum_{\mathbf{T}=\mathbf{T}_1}^{\mathbf{T}_N} T_{\text{LB}}(\mathbf{T}, r, k). \quad (67)$$

## VI. NUMERICAL RESULTS AND THE COMPARISON WITH THE STATE-OF-THE-ART

Here we numerically compute the average completion time of the proposed CS and SS schemes, and compare them with the existing results in the literature as well as the above lower bound. We first consider the *random assignment* (RA) scheme studied in [17], where, for the fairness of the comparison, we assume that the training samples are divided into  $n$  batches. Each worker independently and randomly picks a distinct batch (without replacement), and sends its evaluation to the master, until the master receives  $k$  distinct evaluations. We note that the computation load  $r$  for the RA scheme is  $r = k$ , and for  $k = n$ , the entire dataset should be available at each worker. We denote the average completion time of the RA scheme by  $\overline{T}_{\text{RA}}(k, k)$ .

Another scheme considered here for comparison is the one studied in [11], referred to as the *polynomially coded* (PC) scheme, which focuses exclusively on distributed gradient descent for a linear regression problem. For a feature matrix  $\mathbf{A} \in \mathbb{R}^{d \times m}$ , for some  $d, m \in \mathbb{N}$ , the problem reduces to computing  $\mathbf{A}^T \mathbf{A}$  in a distributed manner (see [11] for the details). Matrix  $\mathbf{A}$  is divided into  $n$  equal-size sub-matrices  $\mathbf{A} = [\mathbf{A}_1 \ \mathbf{A}_2 \ \dots \ \mathbf{A}_n]^T$ , where  $\mathbf{A}_i \in \mathbb{R}^{m/n \times d}$ , for  $i \in [n]$ . In order to evaluate  $\mathbf{A}^T \mathbf{A} = \sum_{j=1}^n \mathbf{A}_j \mathbf{A}_j^T$ , worker  $i$  stores  $r$  distinct matrices  $\tilde{\mathbf{A}}_{i,1}, \dots, \tilde{\mathbf{A}}_{i,r}$ , where each  $\tilde{\mathbf{A}}_{i,l}$  is a linear combination of  $\mathbf{A}_1, \dots, \mathbf{A}_n$ , i.e.,  $\tilde{\mathbf{A}}_{i,l} = \sum_{j=1}^n a_{i,l,j} \mathbf{A}_j$ ,  $a_{i,l,j} \in \mathbb{R}$ , for  $l \in [r]$  and  $i \in [n]$ . Worker  $i$ ,  $i \in [n]$ , then computes  $\tilde{\mathbf{A}}_{i,l} \tilde{\mathbf{A}}_{i,l}^T$ , for  $l = 1 \dots, r$ , and sends their sum to the master node once all the computations are completed. We note that, unlike our model, the setting studied in [11] allows coding across the elements of the dataset. To have a fair comparison, we deal with the coded submatrices  $\tilde{\mathbf{A}}_{i,l}$ , for  $l \in [r]$  and  $i \in [n]$ , while considering the scheme in [11]. Define function  $h : \mathbb{R}^{m/n \times d} \rightarrow \mathbb{R}^{m \times m}$  as  $h(\mathbf{D}) = \mathbf{D} \mathbf{D}^T$ , where  $\mathbf{D} \in \mathbb{R}^{m/n \times d}$ . Worker  $i$ ,  $i \in [n]$ , computes  $h(\tilde{\mathbf{A}}_{i,l})$ ,  $l \in [r]$ , and sends their sum to the master, which corresponds to a computation load of  $r$ . A polynomial code is proposed in [11], such that the master can recover  $\mathbf{A}^T \mathbf{A} = \sum_{j=1}^n \mathbf{A}_j \mathbf{A}_j^T$  after receiving the results from any  $2 \lceil n/r \rceil - 1$  workers. We denote the  $l$ -th smallest value among ( $l$ -th order statistic of)  $T_1, \dots, T_n$  by  $T_{\min_l}$ . Assuming linear scaling of the computation time, the average completion time of the PC scheme is given by

$$\overline{T}_{\text{PC}}(r, n) = r \cdot \mathbb{E} [T_{\min_{2 \lceil n/r \rceil - 1}}]. \quad (68)$$

We note that, compared to our proposed schemes, the PC scheme requires less communications from the workers to the master. With the PC scheme, worker  $i$ ,  $i \in [n]$ , computes  $r$  evaluations  $h(\tilde{\mathbf{A}}_{i,1}), \dots, h(\tilde{\mathbf{A}}_{i,r})$ , and sends only a single message, their sum, to the master, resulting in a total number of  $2 \lceil n/r \rceil - 1$  messages sent from the workers to the master.

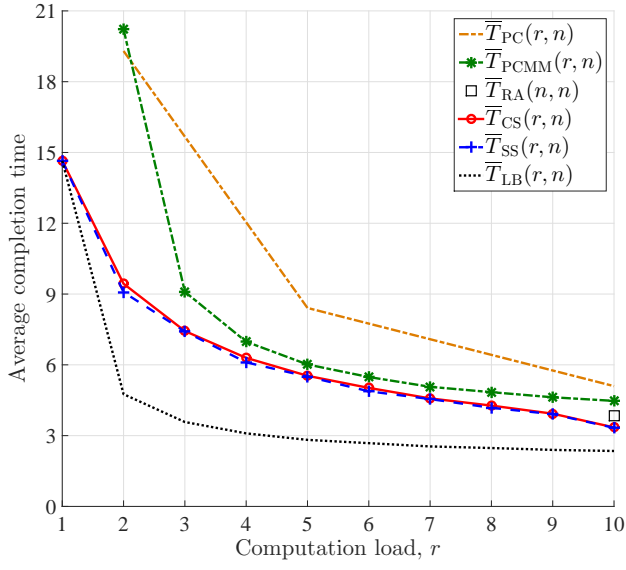
The PC scheme is extended in [13], referred to as the polynomially coded multi-message (PCMM) scheme, aiming to compute  $\mathbf{A}^T \mathbf{A} = \sum_{j=1}^n \mathbf{A}_j \mathbf{A}_j^T$  through  $n$  workers, where worker  $i$  stores  $r$  distinct matrices  $\hat{\mathbf{A}}_{i,1}, \dots, \hat{\mathbf{A}}_{i,r}$ , where  $\hat{\mathbf{A}}_{i,l} = \sum_{j=1}^n b_{i,l,j} \mathbf{A}_j$ ,  $b_{i,l,j} \in \mathbb{R}$ , for  $l \in [r]$  and  $i \in [n]$ . Worker  $i$ ,  $i \in [n]$ , computes  $h(\hat{\mathbf{A}}_{i,1}), \dots, h(\hat{\mathbf{A}}_{i,r})$  corresponding to a computation load  $r$ , and sends the result of each computation to the master right after its execution. It is shown in [13] that the master can recover  $\mathbf{A}^T \mathbf{A} = \sum_{j=1}^n \mathbf{A}_j \mathbf{A}_j^T$  after receiving  $2n - 1$  computations in total. We denote by  $\overline{T}_{\text{PCMM}}(r, n)$ , the average completion time of the PCMM scheme. We note that the PCMM scheme studies an extreme case of sending the computation results sequentially compared to the PC scheme, in which each worker sends only a single message, the sum of all its computations.

For the fairness of the comparison, we let  $k = n$  for the proposed schemes (since the coded schemes PC and PCMM are designed to recover the target function at all the dataset). Assuming that the statistics of computation times at the workers are as given in (37), we investigate the following scenarios for numerical comparisons:

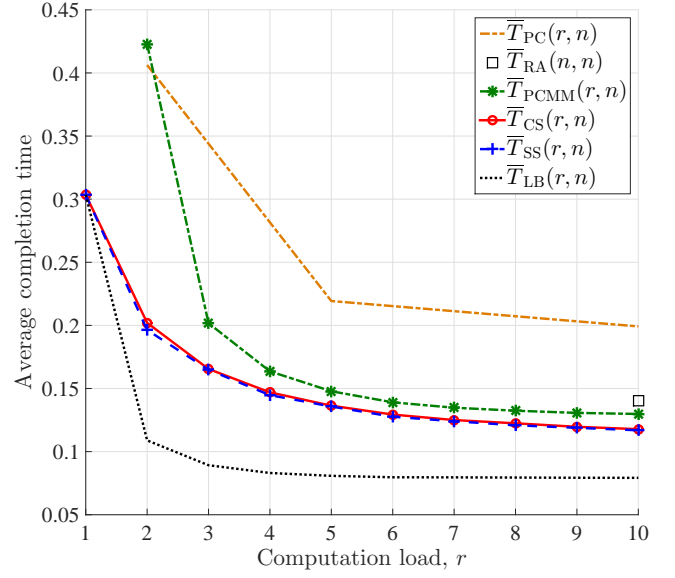
- Scenario 1: We consider  $n = 10$  homogeneous workers with  $\mu_i = 0.2$  and  $\tau_i = 0.01$ ,  $\forall i \in [10]$ .
- Scenario 2: We consider  $n = 10$  homogeneous workers with  $\mu_i = 10$  and  $\tau_i = 0.01$ ,  $\forall i \in [10]$ .
- Scenario 3: We consider  $n = 10$  workers, where  $\mu_i$  and  $\tau_i$  are picked independently and uniformly at random from intervals  $(0, 0.1)$  and  $(0, 1)$ , respectively, for  $i \in [10]$ .
- Scenario 4: We consider  $n = 10$  workers, and where  $\mu_i$  and  $\tau_i$  are picked independently and uniformly at random from intervals  $(0, 8)$  and  $(0, 0.1)$ , respectively, for  $i \in [10]$ .
- Scenario 5: We consider  $n = 10$  workers, where  $\mu$  is a random permutation of  $\{0.5, 0.5, 0.5, 0.5, 0.5, 5, 5, 5, 5, 5\}$  and  $\tau_i = 0.01$ ,  $\forall i \in [10]$ .
- Scenario 6: We consider  $n = 10$  workers, where  $\mu$  is a random permutation of  $\{0.5, 1, 1.5, \dots, 5\}$ , and  $\tau_i = 0.01$ ,  $\forall i \in [10]$ .
- Scenario 7: We consider  $n = 10$  workers, where  $\mu_i = 2$ ,  $\forall i \in [5]$ ,  $\mu_i = 0.5$ ,  $\forall i \in [6 : 10]$ , and  $\tau_i = 0.01$ ,  $\forall i \in [10]$ .
- Scenario 8: We consider  $n = 10$  workers, where  $\mu = \{2, 0.5, 2, 0.5, 2, 0.5, 2, 0.5, 2, 0.5\}$ , and  $\tau_i = 0.01$ ,  $\forall i \in [10]$ .

We compare the upper and lower bounds on the minimum average completion time for Scenarios 1 and 2 in Fig. 1a and Fig. 1b, respectively. We note that, compared to Scenario 2, the shifted exponential distribution in Scenario 1 has a heavier tail; that is, computation latencies are more diverse, and are larger on average. For both Scenarios 1 and 2, we observe that the SS scheme slightly outperforms the CS scheme, and they both improve the average completion time significantly



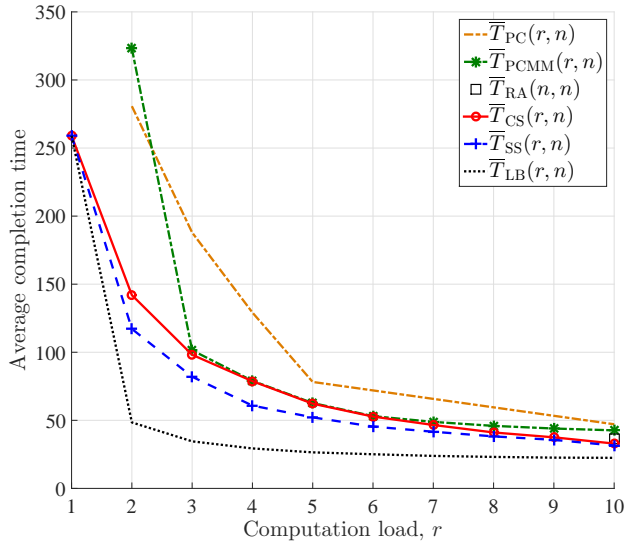


(a) Scenario 1

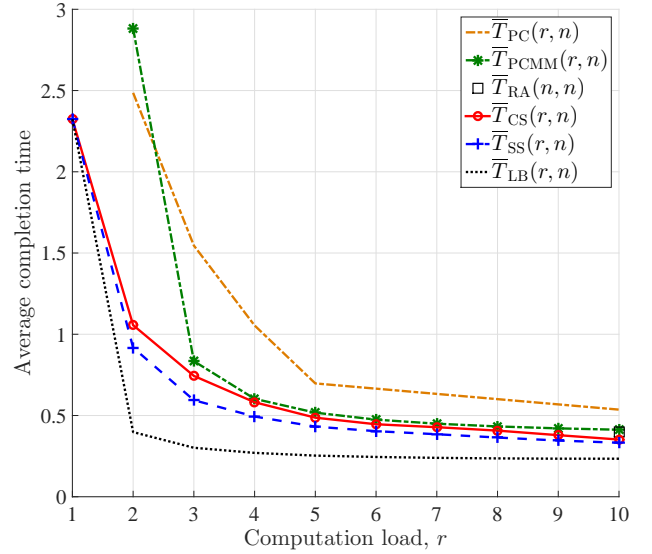


(b) Scenario 2

Fig. 1: Upper and lower bounds on the minimum average completion time.



(a) Scenario 3



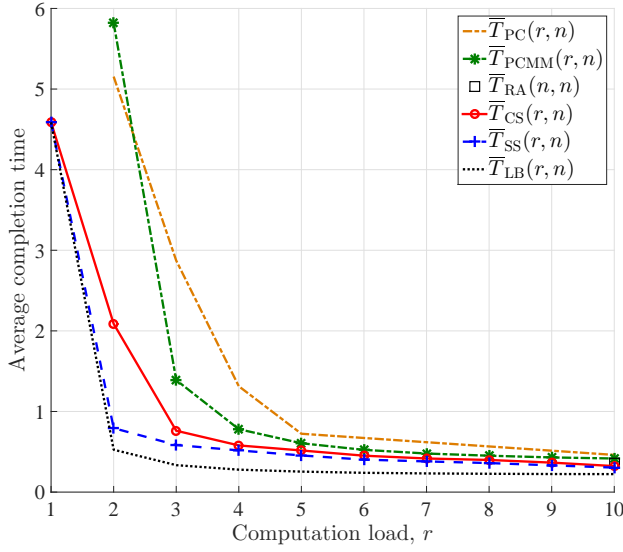
(b) Scenario 4

Fig. 2: Upper and lower bounds on the minimum average completion time.

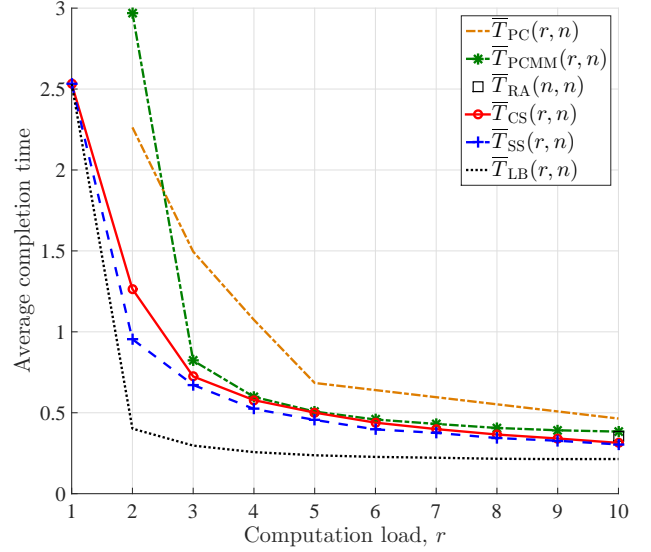
compared to the PC and PCMM schemes, particularly for smaller values of  $r$ . The proposed CS and SS schemes improve upon the RA scheme for a computation load  $r = n = 10$  with around %16 and %21 of improvement for Scenario 1 and Scenario 2, respectively. For Scenario 1, SS can achieve the same average completion time as the RA scheme for  $r = 9$ , while for Scenario 2, with a computation load  $r = 5$ , SA already outperforms the RA scheme. We note that the average completion time is much lower for Scenario 2 as the workers are faster on average. We also notice that, compared to the other upper bounds, relative gain from CS and SS is also higher in Scenario 2 as the workers have more similar speeds; and therefore, exploiting all worker computations become more beneficial. Furthermore, for high  $r$  values, the

gap between the performances of CS and SS schemes and the lower bound in Scenario 1 is slightly smaller than that of in Scenario 2.

Scenario 3 and Scenario 4 are considered in Fig. 2a and Fig. 2b, respectively. We note that for both scenarios, the values of  $\mu_1, \dots, \mu_n$  and  $\tau_1, \dots, \tau_n$  are distinct. In Scenario 3, the workers are on average slower compared to Scenario 4, and the worker speeds are more likely to be skewed. Both the SS and CS schemes significantly improve upon the PC scheme for both scenarios, while the relative improvement is more notable in Scenario 4. CS scheme outperforms the PCMM scheme with a significant gain for small values of  $r$ , but their performances become similar as  $r$  increases. SS scheme, on the other hand, improves upon the PCMM scheme

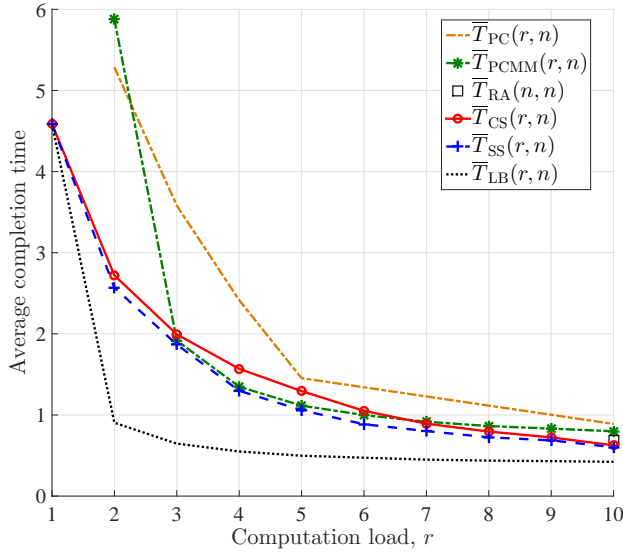


(a) Scenario 5

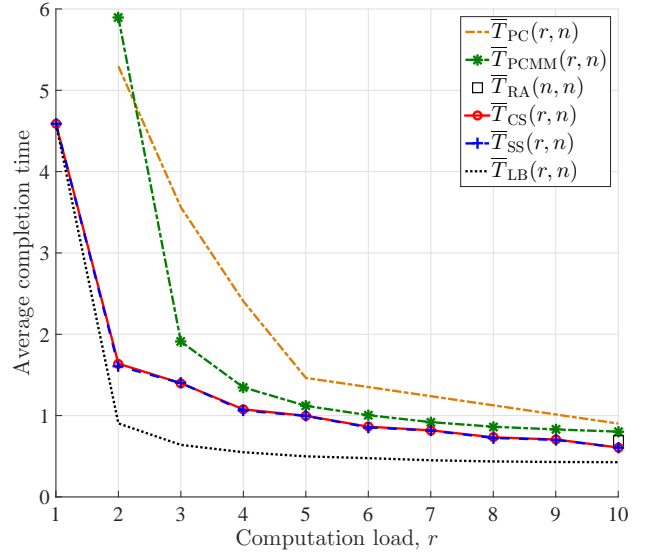


(b) Scenario 6

Fig. 3: Upper and lower bounds on the minimum average completion time.



(a) Scenario 7



(b) Scenario 8

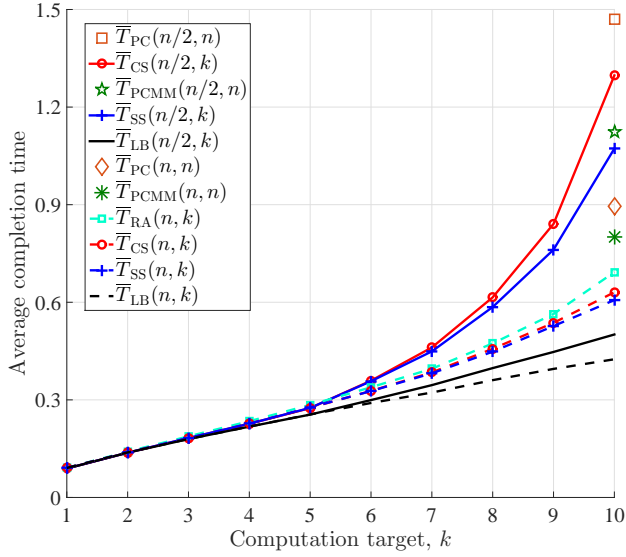
Fig. 4: Upper and lower bounds on the minimum average completion time.

for all values of  $r$ . The proposed CS and SS schemes for a computation load  $r = n = 10$ , provide a reduction of around %16 and %20 in average completion time upon the RA scheme in Scenario 3 and Scenario 4, respectively. Observe that the proposed CS and SS schemes perform closer to the lower bound for both scenarios 3 and 4 compared to scenarios 1 and 2 in terms of the average completion time.

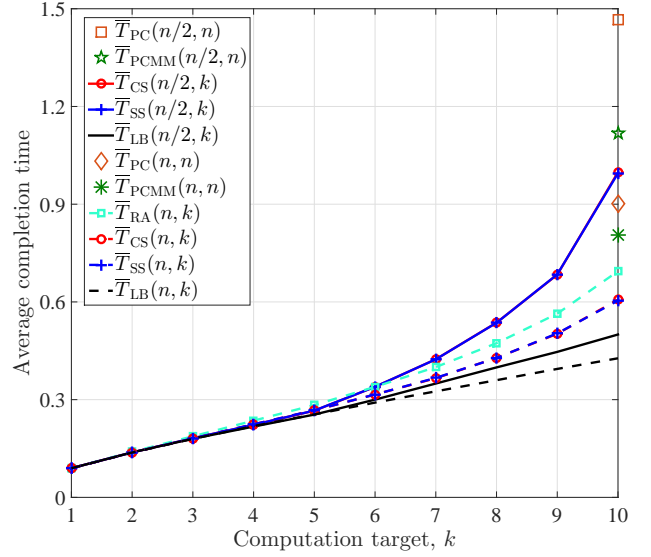
Next we compare the performance in Scenario 5 and Scenario 6 in Fig. 3a and Fig. 3b, respectively. In Scenario 5, the computation times of 5 of the workers are more likely to be smaller compared to Scenario 6. Note also that the workers in Scenario 6 are more likely to have similar speeds. We see from Fig. 3 that the superiority of SS scheme over CS scheme is more pronounced in Scenario 5, as the worker speeds are more

likely to be diverse, particularly for small  $r$  values. As before, the SS and CS schemes provide significant reduction in the average completion time over the PC and PCMM schemes for small and moderate values of  $r$ . As it can be seen, the gap between the average completion time of SS and the lower bound is negligible in Scenario 5, and both CS and SS schemes provide a lower gap to the lower bound in Scenario 5 compared to Scenario 6.

In Fig. 4a and Fig. 4b we investigate Scenario 7 and Scenario 8, respectively. In Scenario 7, with high probability, the first five workers are faster than the last five. We note that Scenario 7 is similar to Scenario 5; however, the workers that are faster on average are consecutive. On the other hand, in Scenario 8, the even numbered workers are faster on average.

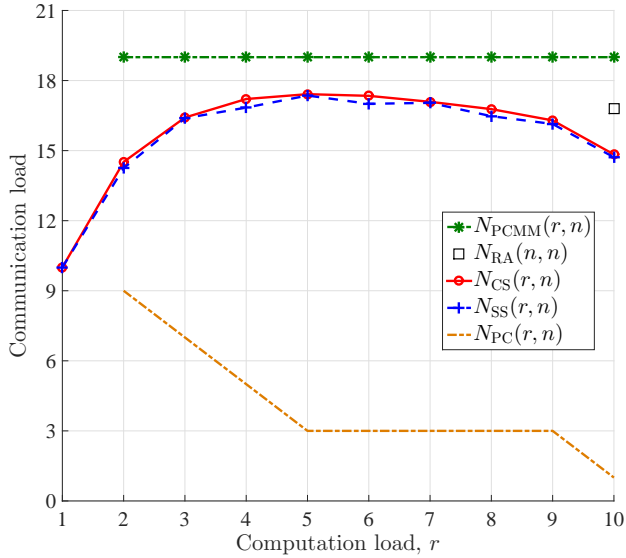


(a) Scenario 7

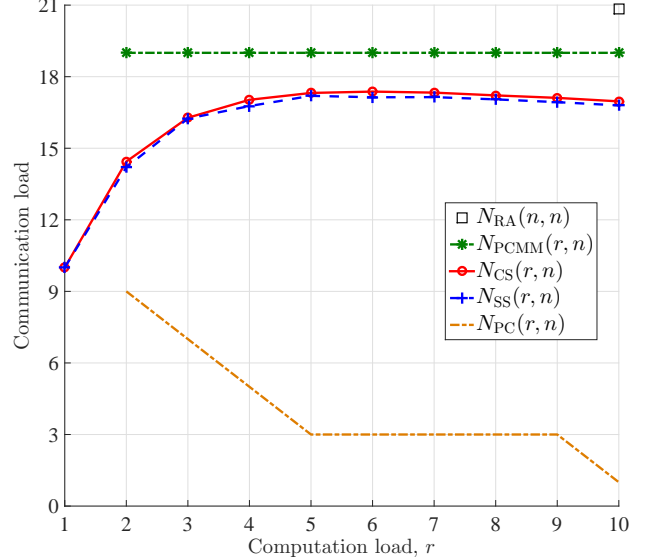


(b) Scenario 8

Fig. 5: Upper and lower bounds on the minimum average completion time.



(a) Scenario 1



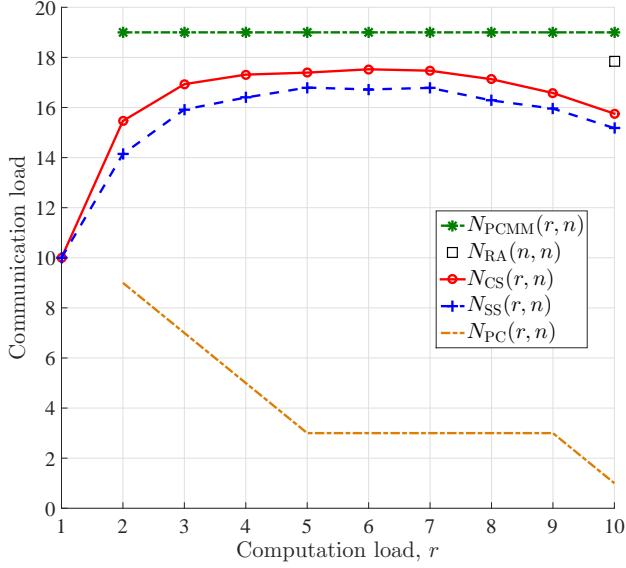
(b) Scenario 2

Fig. 6: Communication load comparison.

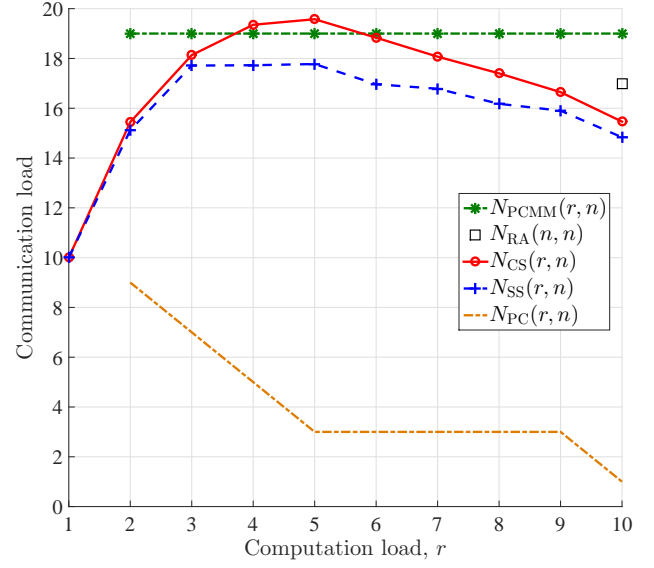
Observe that, in Scenario 7, the SS scheme achieves a lower average completion time than the CS scheme, particularly for median values of  $r$ , where the performance gap between the two is more significant, and the PCMM scheme also outperforms the CS scheme for this range of  $r$  values. In CS, each worker computes the elements of the dataset in an ascending order with step-size one. That is why the performance of the CS scheme deteriorates in Scenario 7, in which the workers that are more likely to perform their tasks faster than the others are adjacent. With CS, this means that these workers mostly execute redundant computations. We note that this deterioration of the performance is more highlighted for the CS scheme in median range of  $r$  values. In Scenario 8, both the CS and SS schemes perform better compared to Scenario

7, and they perform similarly, introducing a smaller gap to the lower bound particularly for small and high  $r$  values.

We compare the upper and lower bounds on the average completion time as a function of  $k$  for  $r = n/2, n$  in Scenario 7 and Scenario 8 shown in Fig. 5a and Fig. 5b, respectively. We note that, according to the considered framework, the PC and PCMM schemes are valid only for  $k = n$ ; and hence their performances are represented with a single point at  $k = n$ . As expected, all the bounds are increasing with  $k$ . As illustrated in Fig. 5, compared to Scenario 7, the CS and SS schemes perform better in Scenario 8, in which case the worker speeds are more diverse, and the gap between their performances and the lower bound is smaller. The improvement of CS for Scenario 8 over Scenario 7 is more than that of SS. For lower



(a) Scenario 6



(b) Scenario 7

Fig. 7: Communication load comparison.

$k$  values, the gap between the average completion times of CS and SS and the corresponding lower bound is relatively small, and it increases with  $k$ . Furthermore, the gap between the average completion time of the proposed CS and SS schemes and the corresponding lower bound is smaller for  $r = n$  compared to  $r = n/2$  for both scenarios.

In the following, we compare the number of messages transmitted from the workers to the master, called the communication load, for different schemes. We denote by  $N_{CS}(r, k)$ ,  $N_{SS}(r, k)$ ,  $N_{PC}(r, n)$  and  $N_{PCMM}(r, n)$  the communication load of the CS, SS, PC, and PCMM schemes, respectively. We note that  $N_{PC}(r, n) = 2 \lceil n/r \rceil - 1$ , which depends on both  $n$  and  $r$ , while  $N_{PCMM}(r, n) = 2n - 1$  does not depend on the computation load. Furthermore, we denote by  $N_{RA}(n, n)$ , the communication load of the RA scheme.

We compare the communication loads of different schemes in Scenarios 1 and 2 in Fig. 6a and Fig. 6b, respectively, where we set  $k = n$ . Observe that both CS and SS have smaller communication load compared to PCMM and RA for the whole range of  $r$  values in both scenarios, in addition to reducing the average completion time. Interestingly, in Scenario 1, the communication load of the CS and SS schemes first increases with  $r$ , but then, start decreasing. This is due to the fact that, the worker speeds in Scenario 1 are relatively diverse, and, for higher  $r$  values, most of the computations are transmitted by the fast workers to the master, which results in a reduced communication load due to receiving less redundant computations (since a worker executes distinct computations). This improved performance of the CS and SS schemes for higher  $r$  values is also in line with their average completion time performances in Scenario 1, shown in Fig. 1a, where, for high values of  $r$ , the gap between their performances and the lower bound is quite small. As it can be seen, the PC scheme has a significantly lower communication load for all  $r$  values, given by  $N_{PC}(r, n) = 2 \lceil n/r \rceil - 1$ , and it requires

the transmission of a single message from the fastest worker when all the workers have all the dataset, i.e.,  $r = n$ .

In Fig. 7a and Fig. 7b we plot the communication load in Scenario 6 and Scenario 7, respectively. The communication load of CS increases significantly for median  $r$  values in Fig. 7b, which corresponds to the setting in which the workers which have more skewed speeds on average, which is consistent with its relatively poor performance in terms of average completion time, illustrated in Fig. 4a.

## VII. CONCLUSIONS

We have studied the distributed computation of a function by exploiting inhomogeneous computation servers, called workers. The computation here may correspond to each iteration of a gradient descent algorithm applied on a large dataset, and it is considered to be completed when the master receives any  $k$  distinct computations from the workers. We assume that each worker has access to a limited portion of the whole dataset, defined as the computation load. In contrast to the growing literature on coded computation to mitigate straggling servers, here we study uncoded computations and sequential communication the master in order to benefit from all the computations carried out by the workers, including the slower ones. Since the instantaneous computation speeds of the workers are not known in advance, allocation of the tasks to the workers and their scheduling become crucial in minimizing the average completion time. In particular, we consider the assignment of the available labeled data points to workers with a predesigned computation order. Workers send the result of each computation to the master as soon as it is executed. Ignoring the communication delay to the master, we have obtained closed-form expressions for the average completion time of two particular computation allocation schemes, called CS and SS. The CS scheme ensures that each computation task experiences different computation orders at different workers,



in order to guarantee symmetry. This is achieved by a cyclic shift operator. However, since the goal is to recover distinct computations at the server, having the same computation order at all the workers may delay some of the computations. To resolve this, in SS, we introduce inverse computation orders at the workers. We have compared the performance of these proposed schemes with the existing schemes in the literature, referred to as PC [11], PCMM [13] and RA [17] in this paper. Numerical results show that the CS and SS schemes can provide significant reduction in the average completion time over these schemes, particularly when the speeds of the workers are comparable, in which case utilizing the computations of the relatively slower workers become more beneficial, rather than ignoring them as in many of the distributed coded computation schemes in the literature. We have also observed that SS in general outperforms CS thanks to the different computation schedules assigned to the workers.

We have also highlighted the fact that the reduction in the average completion time is obtained at the expense of an increase in the amount of communications from the workers to the server. We have studied the communication load of the proposed and existing schemes, which refers to the total number of computations sent from the workers to the master. Overall, our results highlight a trade-off between the computation time and the communication load in distributed computation for a given computation load. If the underlying infrastructure has an efficient communication protocol that can accommodate multiple data packets transmitted from each worker, uncoded computation with one of the proposed scheduling schemes will be very efficient in exploiting multiple inhomogeneous computation servers. We also remark that, unlike the proposed schemes, the coded schemes PC and PCMM introduce additional encoding and decoding complexities, which have not been considered in the evaluations here. These may introduce further computation delay. Moreover, in the case of distributed stochastic gradient descent, having computed the partial gradient on separate data points may allow the workers to exploit more advanced methods to reduce their communication load, such as compression [20], [26], [27] or quantization [18], [25], [28], [29], which may not be applicable in the case of coded computations.

## REFERENCES

- [1] S. Boyd, N. Parikh, E. Chu, B. Peleato, and J. Eckstein, "Distributed optimization and statistical learning via the alternating direction method of multipliers," *Foundations and Trends in Machine Learning*, vol. 3, no. 1, pp. 1–122, 2012.
- [2] J. Choi, D. W. Walker, and J. J. Dongarra, "Pumma: Parallel universal matrix multiplication algorithms on distributed memory concurrent computers," *Concurrency: Practice and Experience*, vol. 6, no. 7, pp. 543–570, 1994.
- [3] K. Lee, M. Lam, R. Pedarsani, D. Papailiopoulos, and K. Ramchandran, "Speeding up distributed machine learning using codes," *IEEE Trans. Inform. Theory*, vol. 64, no. 3, pp. 1514–1529, Mar. 2018.
- [4] R. Tandon, Q. Lei, A. G. Dimakis, and N. Karampatziakis, "Gradient coding: Avoiding stragglers in distributed learning," in *Proc. of International Conference on Machine Learning*, Sydney, Australia, Aug. 2017, pp. 3368–3376.
- [5] W. Halbawi, N. A. Ruhi, F. Salehi, and B. Hassibi, "Improving distributed gradient descent using Reed-Solomon codes," *arXiv:1706.05436v1 [cs.IT]*, Jun. 2017.
- [6] S. Dutta, G. Joshi, S. Ghosh, P. Dube, and P. Nagpurkar, "Slow and stale gradients can win the race: Error-runtime trade-offs in distributed SGD," *arXiv:1803.01113v3 [cs.IT]*, May 2018.
- [7] R. K. Maity, A. S. Rawat, and A. Mazumdar, "Robust gradient descent via moment encoding with LDPC codes," *arXiv:1805.08327v1 [cs.IT]*, May 2018.
- [8] M. Ye and E. Abbe, "Communication-computation efficient gradient coding," *arXiv:1802.03475v1 [cs.IT]*, Feb. 2018.
- [9] Q. Yu, M. A. Maddah-Ali, and A. S. Avestimehr, "Straggler mitigation in distributed matrix multiplication: Fundamental limits and optimal coding," *arXiv:1801.07487v2 [cs.IT]*, May 2018.
- [10] S. Dutta, M. Fahim, F. Haddadpour, H. Jeong, V. Cadambe, and P. Grover, "On the optimal recovery threshold of coded matrix multiplication," *arXiv:1801.10292v2 [cs.IT]*, May 2018.
- [11] S. Li, S. M. Mousavi Kalan, Q. Yu, M. Soltanolkotabi, and A. S. Avestimehr, "Polynomially coded regression: Optimal straggler mitigation via data encoding," *arXiv:1805.09934v1 [cs.IT]*, May 2018.
- [12] Q. Yu, N. Raviv, J. So, and A. S. Avestimehr, "Lagrange coded computing: Optimal design for resiliency, security and privacy," *arXiv:1806.00939v2 [cs.IT]*, Jun. 2018.
- [13] E. Ozfatura, D. Gündüz, and S. Ulukus, "Speeding up distributed gradient descent by utilizing non-persistent stragglers," *arXiv:1808.02240v2 [cs.IT]*, Aug. 2018.
- [14] N. Ferdinand and S. C. Draper, "Hierarchical coded computation," in *Proc. IEEE Int'l Symp. on Inform. Theory (ISIT)*, Vail, CO, USA, Jun. 2018, pp. 1620–1624.
- [15] S. Kiani, N. Ferdinand, and S. C. Draper, "Exploitation of stragglers in coded computation," *arXiv:1806.10253v1 [cs.IT]*, Jun. 2018.
- [16] A. Mallick, M. Chaudhari, and G. Joshi, "Rateless codes for near-perfect load balancing in distributed matrix-vector multiplication," *arXiv:1804.10331v2 [cs.DC]*, Mar. 2018.
- [17] S. Li, S. M. Mousavi Kalan, A. S. Avestimehr, and M. Soltanolkotabi, "Near-optimal straggler mitigation for distributed gradient methods," *arXiv:1710.09990v1 [cs.IT]*, Oct. 2017.
- [18] N. Strom, "Scalable distributed DNN training using commodity GPU cloud computing," in *INTERSPEECH*, 2015, pp. 1488–1492.
- [19] A. F. Aji and K. Heafield, "Sparse communication for distributed gradient descent," *arXiv:1704.05021v2 [cs.CL]*, Jul. 2017.
- [20] J. Konecny, H. B. McMahan, F. X. Yu, P. Richtarik, A. T. Suresh, and D. Bacon, "Federated learning: Strategies for improving communication efficiency," *arXiv:1610.05492v2 [cs.LG]*, Oct. 2017.
- [21] F. Sattler, S. Wiedemann, K.-R. Müller, and W. Samek, "Sparse binary compression: Towards distributed deep learning with minimal communication," *arXiv:1805.08768v1 [cs.LG]*, May 2018.
- [22] C.-Y. Chen, J. Choi, D. Brand, A. Agrawal, W. Zhang, and K. Gopalakrishnan, "AdaComp: Adaptive residual gradient compression for data-parallel distributed training," *arXiv:1712.02679v1 [cs.LG]*, Dec. 2017.
- [23] Y. Lin, S. Han, H. Mao, Y. Wang, and W. J. Dally, "Deep gradient compression: Reducing the communication bandwidth for distributed training," *arXiv:1712.01887v2 [cs.CV]*, Feb. 2018.
- [24] Z. Tao and Q. Li, "eSGD: Communication efficient distributed deep learning on the edge," in *Workshop on Hot Topics in Edge Computing (HotEdge)*, Boston, MA, USA, Jul. 2018.
- [25] H. Wang, S. Sievert, S. Liu, Z. Charles, D. Papailiopoulos, and S. Wright, "ATOMO: Communication-efficient learning via atomic sparsification," *arXiv:1806.04090v2 [stat.ML]*, Jun. 2018.
- [26] M. Abadi, A. Agarwal, P. Barham, E. Brevdo, Z. Chen, C. Citro, and et al., "Tensorflow: Large-scale machine learning on heterogeneous distributed systems," *arXiv:1603.04467v2 [cs.DC]*, Mar. 2016.
- [27] W. Wen, C. Xu, F. Yan, C. Wu, Y. Wang, Y. Chen, and H. Li, "TernGrad: Ternary gradients to reduce communication in distributed deep learning," *arXiv:1705.07878v6 [cs.LG]*, Dec. 2017.
- [28] F. Seide, H. Fu, J. Droppo, G. Li, and D. Yu, "1-bit stochastic gradient descent and its application to data-parallel distributed training of speech DNNs," in *INTERSPEECH*, Singapore, Sep. 2014, pp. 1058–1062.
- [29] D. Alistarh, D. Grubic, J. Z. Li, R. Tomioka, and M. Vojnovic, "QSGD: Communication-efficient SGD via randomized quantization and encoding," in *Advances in Neural Information Processing Systems*, Long Beach, CA, USA, Dec. 2017, pp. 1709–1720.