

Approximations of the boundary crossing probabilities for the maximum of moving sums

Jack Noonan · Anatoly Zhigljavsky

Received: date / Accepted: date

Abstract In this paper we study approximations for boundary crossing probabilities for the maximum of moving sums of i.i.d. normal random variables. We propose approximating a discrete time problem with a continuous time problem allowing us to apply developed theory for stationary Gaussian processes and to consider a number of approximations (some well known and some not). We bring particular attention to the strong performance of a newly developed approximation that corrects the use of continuous time results in a discrete time setting. Results of extensive numerical comparisons are reported. These results show that the developed approximation is very accurate even for small window length. Also, it has high precision when the original r.v. are not exactly normal and when the weights in the moving window are not equal.

Keywords moving sum · boundary crossing probability · moving sum of normal · change-point detection

Mathematics Subject Classification (2000) Primary: 60G50, 60G35; Secondary: 60G70, 94C12, 93E20

1 Introduction: Statement of the problem

Let $\varepsilon_1, \varepsilon_2, \dots$ be a sequence of i.i.d. normal random variables (r.v.) with mean μ and variance $\sigma^2 > 0$. For a fixed positive integer L , the moving sums are defined by

$$S_{n,L} := \sum_{j=n+1}^{n+L} \varepsilon_j \quad (n = 0, 1, \dots). \quad (1.1)$$

The sequence of the moving sums (1.1) will be denoted by \mathbb{S} so that $\mathbb{S} = \{S_{0,L}, S_{1,L}, \dots\}$.

The main aim of this paper is development of accurate approximations for the following related characteristics of \mathbb{S} (note that for the sake of simplicity of notation we are not indicating the dependence of these characteristics on L).

- (a) The boundary crossing probability (BCP) for the maximum of the moving sums:

$$\mathcal{P}_{\mathbb{S}}(M, H) := \Pr \left(\max_{n=0,1,\dots,M} S_{n,L} \geq H \right), \quad (1.2)$$

where M is a given positive integer and H is a fixed threshold. Note that the total number of r.v. ε_i used in (1.2) is $M + L$ and $\mathcal{P}_{\mathbb{S}}(M, H) \rightarrow 1$ as $M \rightarrow \infty$, for all H and L .

Jack Noonan
School of Mathematics, Cardiff University, Cardiff, CF24 4AG, UK
E-mail: Noonanj1@cf.ac.uk

Anatoly Zhigljavsky
School of Mathematics, Cardiff University, Cardiff, CF24 4AG, UK
E-mail: ZhigljavskyAA@cardiff.ac.uk

- (b) The probability distribution of the moment of time $\tau_H(\mathbb{S}) := \min\{n \geq 0 : S_{n,L} \geq H\}$ when the sequence $S_{n,L}$ reaches the threshold H for the first time. The BCP $\mathcal{P}_{\mathbb{S}}(M, H)$, considered as a function of M , is the c.d.f. of this probability distribution: $\mathcal{P}_{\mathbb{S}}(M, H) = \Pr(\tau_H(\mathbb{S}) \leq M)$.
- (c) The average run length (ARL) until \mathbb{S} reaches H for the first time:

$$\text{ARL}_H(\mathbb{S}) := \sum_{n=0}^{\infty} n \Pr\{\tau_H = n\} = \int_0^{\infty} M d\mathcal{P}_{\mathbb{S}}(M, H). \quad (1.3)$$

Developing accurate approximations for the BCP $\mathcal{P}_{\mathbb{S}}(M, H)$ and the associated ARL (1.3) for generic parameters H , M , L is very important in various areas of statistics, predominantly in applications related to change-point detection; see, for example, papers [2, 3, 9, 16, 26] and especially books [11, 12]. Engineering applications of MOSUM (moving sums charts) are extremely important and have been widely discussed in literature; see e.g. [3, 5, 11, 12, 23]. The BCP $\mathcal{P}_{\mathbb{S}}(M, H)$ is an $(M + 1)$ -dimensional integral and therefore direct evaluation of this BCP is hardly possible even with modern software.

To derive approximations for the BCP (1.2) one can use some generic approximations such as Durbin and Poisson Clumping Heuristic considered below. These approximations, however, are not accurate especially for small window length L ; this is demonstrated below in this paper. There is, therefore, a need for derivation of specific approximations for the BCP (1.2) and the ARL (1.3). Such a need was well understood in the statistical community and indeed very accurate approximations for the BCP and the ARL have been developed in a series of quality papers by J. Glaz and coauthors, see for example [8, 9, 24, 25] (the methodology was also extended to the case when ε_j are integer-valued r.v., see [10]). We will call these approximations ‘Glaz approximations’ by the name of the main author of these papers; they will be formally written down in Sections 4.5 and 5.

The accuracy of the approximations developed in the present paper is very similar to the Glaz approximations; this is discussed in Section 5. Moreover, as demonstrated in Section 4.5, both types of approximations for the BCP could be presented in a similar form. The methodologies of derivation of the approximations is very different, however. The advantage of the approximation developed in this paper over the Glaz approximation is the fact that our approximation is explicit and hence can be computed instantly; on the other hand, to compute the Glaz approximation one needs to numerically approximate $L + 1$ and $2L + 1$ dimensional integrals, which is not an easy task even taking into account the fact of existence of a sophisticated software; see references in Section 4.5.

The paper is structured as follows. In Sections 2, 3 and 4 we reformulate the problem and discuss how to approximate our discrete-time problem with a continuous-time problem. Here we state a number of known approximations and derive a new approximation that corrects the use of continuous time results in a discrete time setting; this will be referred to as the ‘Corrected Diffusion Approximation’ or simply CDA. In Sections 3.4 and 4.6 we present results of large simulation studies evaluating the performance of the considered approximations (also, in the cases when the original r.v. ε_j are not normal and the weights in the moving window are not equal). In Section 5, we develop the CDA for $\text{ARL}_H(\mathbb{S})$ and assess its accuracy.

2 Boundary crossing probabilities and related characteristics: discrete and continuous time

2.1 Standardisation of the moving sums

For convenience, we standardise the moving sums $S_{n,L}$ defined in (1.1).

The first two moments of $S_{n,L}$ are

$$\mathbb{E} S_{n,L} = \mu L, \quad \text{var}(S_{n,L}) = \sigma^2 L. \quad (2.1)$$

Define the standardized r.v.’s:

$$\xi_n := \frac{S_{n,L} - \mathbb{E} S_{n,L}}{\sqrt{\text{var}(S_{n,L})}} = \frac{S_{n,L} - \mu L}{\sigma \sqrt{L}}, \quad n = 0, 1, \dots, \quad (2.2)$$

and denote $\mathbb{X} = \{\xi_0, \xi_1, \dots\}$. All r.v. ξ_n are $N(0, 1)$; that is, they have the probability density function and c.d.f.

$$\varphi(x) := \frac{1}{\sqrt{2\pi}} e^{-x^2/2}, \quad \Phi(t) := \int_{-\infty}^t \varphi(x) dx. \quad (2.3)$$

Unlike the original r.v. ε_i , the r.v. ξ_0, ξ_1, \dots are correlated with correlations depending on L , see Section 2.2 below.

The BCP $\mathcal{P}_{\mathbb{S}}(M, H)$ defined by (1.2) is equal to the BCP

$$\mathcal{P}_{\mathbb{X}}(M, h) := \Pr \left(\max_{n=0,1,\dots,M} \xi_n \geq h \right), \quad (2.4)$$

where

$$H = \mu L + \sigma h \sqrt{L} \quad \text{so that} \quad h = \frac{H - \mu L}{\sigma \sqrt{L}}. \quad (2.5)$$

Similarly, $\tau_H(\mathbb{S}) = \tau_h(\mathbb{X})$ and $\text{ARL}_H(\mathbb{S}) = \text{ARL}_h(\mathbb{X})$.

In what follows, we derive approximations for (2.4) and hence the distribution of $\tau_h(\mathbb{X})$ and $\text{ARL}_h(\mathbb{X})$. These approximations will be based on approximating the sequence $\{\xi_i\}_i$ by a continuous time random process and subsequently correcting the obtained approximations for discreteness.

2.2 Correlation between ξ_n and ξ_{n+k}

In order to derive our approximations, we will need explicit expressions for the correlations $\text{Corr}(\xi_n, \xi_{n+k})$.

Lemma 1 *Let ξ_n be as defined in (2.2). Then $\text{Corr}(\xi_0, \xi_k) = \text{Corr}(\xi_n, \xi_{n+k})$ and*

$$\text{Corr}(\xi_0, \xi_k) = \frac{\mathbb{E}(\xi_0 \xi_k) - (\mathbb{E} \xi_0)^2}{\text{var}(\xi_0)} = 1 - k/L. \quad (2.6)$$

for $0 \leq k \leq L$. If $k > L$ then $\text{Corr}(\xi_0, \xi_k) = 0$.

For a proof, see Appendix A.

2.3 Continuous-time (diffusion) approximation

For the purpose of approximating the BCP $\mathcal{P}_{\mathbb{X}}(M, h)$ and the associated characteristics introduced in Introduction, we replace the discrete-time process ξ_0, \dots, ξ_M with a continuous process $\zeta(t)$, $t \in [0, T]$, where $T = M/L$. We do this as follows.

Set $\Delta = 1/L$ and define $t_n = n\Delta \in [0, T]$ $n = 0, 1, \dots, M$. Define a piece-wise linear continuous-time process $\zeta_t^{(L)}$, $t \in [0, T]$:

$$\zeta_t^{(L)} = \frac{1}{\Delta} [(t_n - t)\xi_{n-1} + (t - t_{n-1})\xi_n] \quad \text{for } t \in [t_{n-1}, t_n], \quad n = 1, \dots, M.$$

By construction, the process $\zeta_t^{(L)}$ is such that $\zeta_{t_n}^{(L)} = \xi_n$ for $n = 0, \dots, M$. Also we have that $\zeta_t^{(L)}$ is a second-order stationary process in the sense that $\mathbb{E} \zeta_t^{(L)}$, $\text{var}(\zeta_t^{(L)})$ and the autocorrelation function $R_{\zeta}^{(L)}(t, t + k\Delta) = \text{Corr}(\zeta_t^{(L)}, \zeta_{t+k\Delta}^{(L)})$ do not depend on t .

Lemma 2 *Assume $L \rightarrow \infty$. The limiting process $\zeta_t = \lim_{L \rightarrow \infty} \zeta_t^{(L)}$, where $t \in [0, T]$, is a Gaussian second-order stationary process with marginal distribution $\zeta_t \sim N(0, 1)$ for all $t \in [0, T]$ and autocorrelation function $R_{\zeta}(t, t + s) = R(s) = \max\{0, 1 - |s|\}$.*

This lemma is a simple consequence of Lemma 1.

2.4 Diffusion approximations for the main characteristics of interest

The above approximation of a discrete-time process \mathbb{S} with a continuous process ζ_t , $t \in [0, T]$, allows us to approximate the characteristics introduced in Introduction by the continuous-time analogues as follows.

- (a) BCP $\mathcal{P}_{\mathbb{X}}(M, h)$ is approximated by $\mathcal{P}_{\zeta}(T, h)$, which is the probability of reaching the threshold h by the process ζ_t on the interval $[0, T]$:

$$\mathcal{P}_{\zeta}(T, h) := \Pr \left\{ \max_{0 \leq t \leq T} \zeta_t \geq h \right\} = \Pr \left\{ \zeta_t \geq h \text{ for at least one } t \in [0, T] \right\}. \quad (2.7)$$

Note that $\mathcal{P}_{\zeta}(0, h) = 1 - \Phi(h) > 0$.

- (b) The time moment $\tau_H(\mathbb{S}) = \tau_h(\mathbb{X})$ is approximated by $\tau_h(\zeta_t) := \min\{t \geq 0 : \zeta_t \geq h\}$, which is the time moment when the process ζ_t reaches h . The distribution of $\tau_h(\zeta_t)$ has the form:

$$(1 - \Phi(h))\delta_0(ds) + q(s, h, \zeta_t)ds, \quad s \geq 0,$$

where $\delta_0(ds)$ is the delta-measure concentrated at 0 and

$$q(s, h, \zeta_t) = \frac{d}{ds} \mathcal{P}_{\zeta}(s, h), \quad 0 < s < \infty. \quad (2.8)$$

The function $q(s, h, \zeta_t)/\Phi(h)$, considered as a function of s , is a probability density function on $(0, \infty)$ since

$$\int_0^{\infty} q(s, h, \zeta_t)ds = 1 - \mathcal{P}_{\zeta}(0, h) = \Phi(h).$$

- (c) $\text{ARL}_H(\mathbb{X})/L$ is approximated by

$$\text{ARL}_h(\zeta_t) = \mathbb{E}(\tau_h(\zeta_t)) = \int_0^{\infty} s q(s, h, \zeta_t)ds. \quad (2.9)$$

We will call approximations (2.7) and (2.9) diffusion approximations, see Section 3.1. Numerical results discussed in Section 4.6 show that if L and M are very large then the diffusion approximations are rather accurate. For not very large values of L and M these approximations will be much improved with the help of the methodology developed by D.Siegmund and adapted to our setup in Sections 3.3 and 4.3.

2.5 Durbin and Poisson Clumping approximations for the BCP $\mathcal{P}_{\zeta}(T, h)$

Derivation of the exact formulas for the BCP $\mathcal{P}_{\zeta}(T, h)$ has been discussed in several papers including [14, 18, 19, 20, 27]; exact formulas will be provided in Sections 3.1 and 4.1.

In this section, we provide explicit formulas for two simple approximations for the BCP $\mathcal{P}_{\zeta}(T, h)$ based on general principles; see also Section 4.5 for an approximation specialized for the setup of moving sums. We will assess the accuracy of these approximations in Section 3.4 and will find that the accuracy of both of them is quite poor. The purpose of including these two approximations into our collection is only to demonstrate that the original problems stated in Introduction are not easy and cannot be handled by general-purpose techniques. More sophisticated techniques using the specificity of the problem should be used, which is exactly what is done in this paper. The first generic approximation considered is the Durbin approximation which is constructed on the base of [4] and is explained in Appendix B.

Approximation 1. *Durbin approximation for the BCP (2.7): $\mathcal{P}_{\zeta}(T, h) \cong hT \varphi(h)$.*

Let us now state the second approximation for the BCP defined in (2.7), which is the Poisson Clumping Heuristic (PCH) formulated as Lemma 3 according to [1] p. 81.

Lemma 3 *Let $X(t)$ be a stationary Gaussian process with mean zero and covariance function satisfying $R(t) = 1 - |t|$ as $t \rightarrow 0$. Then for large h , $T_h = \min\{t : X(t) \geq h\}$ is approximately exponential with parameter $h\varphi(h)$.*

From Lemma 3 we obtain:

Approximation 2. *PCH approximation for BCP (2.7): $\mathcal{P}_\zeta(T, h) \cong 1 - \exp(-h\varphi(h)T)$.*

As can be seen from Fig. 1 and Fig. 2 in Section 3.4, Approximations 1 and 2 are poor approximations for $\mathcal{P}_\zeta(T, h)$ and $\mathcal{P}_\mathbb{X}(M, h)$ when $M/L \leq 1$; the case $M/L > 1$ is discussed in Section 4.6.

3 Diffusion approximation with and without discrete-time correction, $M \leq L$

In this section, we assume $M \leq L$ and hence $T = M/L \leq 1$. The more complicated case $M > L$ will be considered in Section 4.

3.1 Diffusion approximation, formulation

Here we collect explicit formulas for the BCP $\mathcal{P}_\zeta(T, h)$; the proofs are given in Section 3.2.

We have:

$$\mathcal{P}_\zeta(T, h) = 1 - \Phi^2(h) + \varphi(h)[h\Phi(h) + \varphi(h)], \quad T = 1; \tag{3.1}$$

$$\begin{aligned} \mathcal{P}_\zeta(T, h) = 1 - \int_{-\infty}^h \Phi\left(\frac{h(Z+1)-x(-Z+1)}{2\sqrt{Z}}\right) \varphi(x) dx + \\ + \frac{2\sqrt{Z}}{Z+1} \varphi(h) \left[h\sqrt{Z} \Phi(h\sqrt{Z}) + \frac{1}{\sqrt{2\pi}} (\sqrt{2\pi}\varphi(h))^Z \right], \quad 0 < T \leq 1, \end{aligned} \tag{3.2}$$

where $Z = T/(2 - T)$. If $T = 1$ then (3.2) simplifies to (3.1). We refer to the above stated formulas for $\mathcal{P}_\zeta(T, h)$ as Approximation 3 or ‘Diffusion approximation’.

Approximation 3. *The Diffusion approximation for the BCP $\mathcal{P}_\mathbb{X}(M, h)$ defined in (2.4) in case $M \leq L$: formula (3.2) with $T = M/L$; if $M = L$ then (3.2) reduces to (3.1).*

In Section 3.3, we will derive a discrete-time correction for the Diffusion approximation. In order to do this, we need to correct the steps used for deriving (3.2). This explains that, despite the formula (3.2) is known, we need to derive it (in order to correct certain steps of its derivation). This is done in the next section which follows [27], p.69.

3.2 Derivation of (3.2)

3.2.1 Conditioning on the initial value.

From Lemma 2, $\{\zeta_t, t \in [0, \infty)\}$, is a stationary Gaussian process with mean $\mathbb{E}\zeta_t = 0$ and covariance function $\mathbb{E}\zeta_t\zeta_{t+u} = \max\{0, 1 - |u|\}$. By conditioning on the initial state of the process ζ_t , we define

$$Q_h(T, x_0) := \Pr \left\{ \max_{t \in [0, T]} \zeta_t > h \mid \zeta_0 = x_0 \right\}.$$

Since $x_0 \sim N(0, 1)$ the BCP $\mathcal{P}_\zeta(T, h)$ is

$$\mathcal{P}_\zeta(T, h) = \int_{-\infty}^h Q_h(T, x_0) \varphi(x_0) dx_0 + 1 - \Phi(h), \tag{3.3}$$

where $\varphi(\cdot)$ and $\Phi(\cdot)$ are defined in (2.3). In order to proceed we seek an explicit expression for $Q_h(T, x_0)$. We shall firstly discuss a known BCP formula for the Brownian motion before returning to explicit evaluation of $Q_h(T, x_0)$.

3.2.2 Boundary crossing probabilities for the Brownian Motion.

Let $W(t)$ be the standard Brownian Motion process on $[0, \infty)$ with $W(0) = 0$ and $\mathbb{E}W(t)W(s) = \min(t, s)$. For given $a, R > 0$ and $b \in \mathbb{R}$, define

$$P_W(R; a, b) := \Pr \{W(t) > a + bt \text{ for at least one } t \in [0, R]\}, \quad (3.4)$$

which is the probability that the Brownian motion $W(t)$ reaches a sloped boundary $a + bt$ within the time interval $[0, R]$. Using results of [22], for any $a, R > 0$ and any real b we have

$$P_W(R; a, b) = 1 - \Phi\left(\frac{bR + a}{\sqrt{R}}\right) + e^{-2ab}\Phi\left(\frac{bR - a}{\sqrt{R}}\right). \quad (3.5)$$

In particular, for $R = 1$ we have

$$P_W(1; a, b) = 1 - \Phi(b + a) + e^{-2ab}\Phi(b - a). \quad (3.6)$$

3.2.3 Boundary crossing probabilities for ζ_t .

Let $\{\zeta_0(t), t \in [0, \infty)\}$ be a process obtained by considering only the sample functions of $\{\zeta_t, t \in [0, \infty)\}$ which are equal to x_0 at $t = 0$. For $0 \leq t \leq 1$, we obtain from [14], p.520, that $\zeta_0(t)$ can be expressed in terms of the Brownian motion:

$$\zeta_0(t) = (2 - t)W(g(t)) + x_0(1 - t) \quad (3.7)$$

with $g(t) = t/(2 - t)$. It then follows from (3.7) that for $T \leq 1$ and $x_0 < h$ we have

$$\begin{aligned} Q_h(T, x_0) &= \Pr\{\zeta_0(t) \geq h \text{ for at least one } t \in [0, T]\} \\ &= \Pr\left\{W(g(t)) \geq \frac{h - x_0(1 - t)}{2 - t} \text{ for at least one } t \in [0, T]\right\}. \end{aligned}$$

Noting that $t = 2g(t)/(1 + g(t))$ we obtain

$$\begin{aligned} Q_h(T, x_0) &= \Pr\left\{W(g(t)) \geq \left(\frac{(h - x_0)(1 + g(t))}{2}\right) + x_0g(t) \text{ for at least one } t \in [0, T]\right\} \\ &= \Pr\left\{W(t') \geq \left(\frac{h - x_0}{2}\right) + t'\left(\frac{h + x_0}{2}\right) \text{ for at least one } t' \in \left[0, \frac{T}{2 - T}\right]\right\} \\ &= P_W(Z; a, b), \end{aligned} \quad (3.8)$$

where $Z = T/(2 - T)$, $b = (h + x_0)/2$ and $a = (h - x_0)/2$. Using (3.5), we conclude

$$Q_h(T, x_0) = 1 - \Phi\left(\frac{bZ + a}{\sqrt{Z}}\right) + e^{-2ab}\Phi\left(\frac{bZ - a}{\sqrt{Z}}\right).$$

One can then show that by using this explicit form for $Q_h(T, x_0)$ in the integral (3.3), we obtain (3.1) and (3.2).

It has now become clear how BCP formula (3.5) for the Brownian motion can be used to obtain (3.1) and (3.2). To improve the diffusion approximations for discrete time, we aim at correcting the conditional probability $Q_h(T, x_0)$ for discrete time. Because of the relation shown in (3.8), the approach taken in this paper is to correct (3.5) for discrete time.

3.3 Discrete Time Correction

3.3.1 Discrete time correction for the BCP of cumulative sums.

Let X_1, X_2, \dots be i.i.d. $N(0, 1)$ r.v's and set $Y_n = X_1 + X_2 + \dots + X_n$. Consider the sequence of cumulative sums $\{Y_n\}$ and define the stopping time $\tau_{Y,a,b} = \inf\{n \geq 1 : Y_n \geq a + bn\}$ for $a > 0$ and $b \in \mathbb{R}$. Consider the problem of evaluating

$$\Pr(\tau_{Y,a,b} \leq N) = \Pr(Y_n \geq a + bn \text{ for at least one } n \in \{1, 2, \dots, N\}). \quad (3.9)$$

Exact evaluation of (3.9) is difficult even if N is not very large but it was accurately approximated by D.Siegmund see e.g. [22] p. 19. Let $W(t)$ be the standard Brownian Motion process on $[0, \infty)$. For $a > 0$ and $b \in \mathbb{R}$, define $\tau_{W,a,b} = \inf\{t : W(t) \geq a + bt\}$ so that

$$\Pr(\tau_{W,a,b} \leq N) = P_W(N, a + bt). \quad (3.10)$$

In [22], (3.10) was used to approximate (3.9) after translating the barrier $a + bt$ by a suitable scalar $\rho \geq 0$. Specifically, the following approximation has been constructed:

$$P(\tau_{Y,a,b} \leq N) \cong P_W(N, (a + \rho) + bt),$$

where the constant ρ approximates the expected excess of the process $\{Y_n\}$ over the barrier $a + bt$. From [21] (p. 225)

$$\rho = -\pi^{-1} \int_0^\infty \lambda^{-2} \log\{2(1 - \exp(-\lambda^2/2))/\lambda^2\} d\lambda \cong 0.5826. \quad (3.11)$$

Whence, by denoting $\hat{a} = a + \rho$ and recalling (3.5), D.Siegmund's formulas of [22] imply the approximation:

$$\Pr(\tau_{Y,a,b} \leq N) \cong \Pr(\tau_{W,\hat{a},b} \leq N) = 1 - \Phi\left(\frac{bN + \hat{a}}{\sqrt{N}}\right) + e^{-2\hat{a}b} \Phi\left(\frac{bN - \hat{a}}{\sqrt{N}}\right).$$

3.3.2 Discretized Brownian motion.

In this section, we modify D.Siegmund arguments discussed in previous section to the case when the r.v. are indexed by points on the uniform grid in an interval and therefore the sequence of cumulative sums compares with a limiting Brownian motion process which lies within this interval.

Assume that $Z > 0$ and M is a positive integer. Define $\epsilon = Z/M$ and let $t'_n = n\epsilon \in [0, Z]$, $n = 0, 1, \dots, M$. Let X_1, X_2, \dots be i.i.d. $N(0, 1)$ r.v's and set $W(t'_n) = \sqrt{\epsilon} \sum_{i=1}^n X_i$. For $a > 0$ and $b \in \mathbb{R}$, define the stopping time

$$\tau_{W,a,b} = \inf\{t'_n : W(t'_n) \geq a + bt'_n\} \quad (3.12)$$

and consider the problem of approximating

$$\Pr(\tau_{W,a,b} \leq Z) = \Pr\left(W(t'_n) \geq a + bt'_n \text{ for at least one } t'_n \in \{0, \epsilon, \dots, M\epsilon = Z\}\right). \quad (3.13)$$

As $M \rightarrow \infty$, the piecewise linear continuous-time process $W^\epsilon(t)$, $t \in [0, Z]$, defined by:

$$W^\epsilon(t) := \frac{1}{\epsilon} [(t'_n - t)W(t'_{n-1}) + (t - t'_{n-1})W(t'_n)] \quad \text{for } t \in [t'_{n-1}, t'_n], n = 1, \dots, M,$$

converges to the Brownian motion on $[0, Z]$. For this reason, we refer to the sequence $\{W(t'_1), \dots, W(t'_M)\}$ as discretized Brownian motion. We make the following connection between $W(t'_n)$ and the random walk Y_n :

$$W(t'_n) = \sqrt{\epsilon} Y_n = Y_n / \sqrt{M/Z}, n = 1, 2, \dots, M.$$

Then by using (3.11), we approximate the expected excess over the boundary for the process $W(t'_n)$ by $\rho_{M/Z} = 0.5826/\sqrt{M/Z}$.

Thus, using the same methodology as D.Siegmund, in order to obtain an accurate approximation for (3.13), we translate the barrier $a + bt$ by the discrete time correction factor $\rho_{M/Z}$ and apply (3.5). By denoting $\hat{a} = a + \rho_{M/Z}$, we obtain the approximation to (3.13):

$$\Pr(\tau_{W,a,b} \leq Z) \cong 1 - \Phi\left(\frac{bZ + \hat{a}}{\sqrt{Z}}\right) + e^{-2\hat{a}b}\Phi\left(\frac{bZ - \hat{a}}{\sqrt{Z}}\right). \quad (3.14)$$

3.3.3 Corrected Diffusion Approximation.

Let $Q_{h,\rho}(M, x_0)$ denote the discrete time corrected equivalent of $Q_h(T, x_0)$, where $T = M/L \leq 1$. Using (3.14) and the relation shown in (3.8),

$$Q_{h,\rho}(M, x_0) = 1 - \Phi\left(\frac{bZ + \hat{a}}{\sqrt{Z}}\right) + e^{-2\hat{a}b}\Phi\left(\frac{bZ - \hat{a}}{\sqrt{Z}}\right) \quad (3.15)$$

with

$$T = \frac{M}{L}, \quad Z = \frac{T}{2-T}, \quad \hat{a} = \frac{h-x_0}{2} + \rho_{M/Z}, \quad b = \frac{h+x_0}{2}, \quad \rho_{M/Z} = \frac{0.5826}{\sqrt{M/Z}}.$$

Using $Q_{h,\rho}(M, x_0)$ in (3.3), the equivalent probability $\mathcal{P}_\zeta(T, h)$ after correction for discrete time will be denoted by $\mathcal{P}_{\zeta,\rho}(M, h)$.

Approximation 4. For $M \leq L$ (that is, $T \leq 1$), the CDA for the BCP (2.4) is given by

$$\mathcal{P}_{\mathbb{X}}(M, h) \cong \mathcal{P}_{\zeta,\rho}(M, h) := \int_{-\infty}^h Q_{h,\rho}(M, x_0)\varphi(x_0)dx_0 + 1 - \Phi(h), \quad (3.16)$$

where $Q_{h,\rho}(M, x_0)$ is given in (3.15).

For $M = L$ we have $T = Z = 1$ and the CDA $\mathcal{P}_{\zeta,\rho}(M, h)$ can be explicitly evaluated:

$$\mathcal{P}_{\zeta,\rho}(L, h) = 1 - \Phi(h + \rho_L)\Phi(h) + \frac{\varphi(h + \rho_L)}{\rho_L}\Phi(h) - \frac{\varphi(h)e^{-2h\rho_L}}{\rho_L}\Phi(h - \rho_L), \quad (3.17)$$

where $\rho_L = 0.5826/\sqrt{L}$. For a proof of (3.17), see Appendix C.

3.4 Simulation study, $T \leq 1$

In this section we study the quality of the Durbin (Approximation 1), PCH (Approximation 2), Diffusion (Approximation 3) approximations and the CDA (Approximation 4) for the BCP $\mathcal{P}_{\mathbb{X}}(M, h)$, defined in (2.4), when $M \leq L$ (that is, $T \leq 1$). Without loss of generality, ε_j in (1.1) are normal r.v.'s with mean 0 and variance 1. In Figures 1–2, the black dashed line corresponds to the empirical values of the BCP $\mathcal{P}_{\mathbb{X}}(M, h)$ defined by (2.4) computed from 100 000 simulations with different values of L and M (for given L and M , we simulate $L+M$ normal random variables 100 000 times). For $j = 1, \dots, 4$, the number j next to a line corresponds to Approximation j . The axis are: the x -axis shows the value of the normalized barrier h , see (2.5); the y -axis denotes the probabilities of reaching the barrier. The graphs, therefore, show the empirical probabilities of reaching the barrier h (for the dashed line) and values of considered approximations for these probabilities.

In Table 1, we display the relative error of the CDA with respect to the empirical BCP $\mathcal{P}_{\mathbb{X}}(M, h)$ for all considered parameter choices. Numerical study of this section shows that in the case $T \leq 1$, the accuracy of the CDA (Approximation 4) is excellent, even for rather small L and M . At the same time, the Durbin, PCH and Diffusion approximations are generally poor (note however that the accuracy of the Diffusion approximation improves as L increases). The discrete time correction factor brings a huge improvement to the Diffusion approximation resulting in a very small relative errors shown in Table 1.

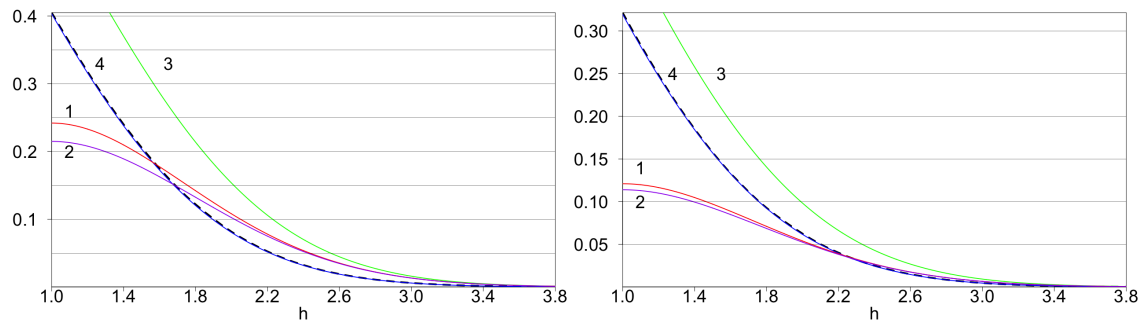


Fig. 1: Empirical probabilities of reaching the barrier h and four approximations. Left: $L = 5$, $M = 5$, $T = 1$. Right: $L = 10$, $M = 5$, $T = 1/2$.

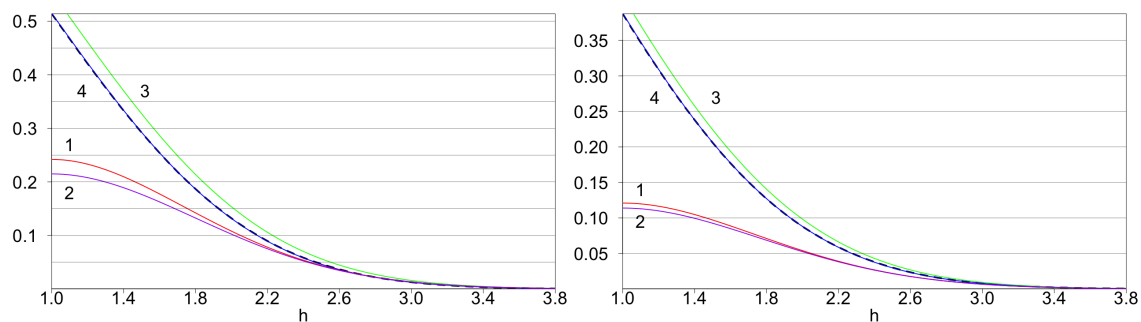


Fig. 2: Empirical probabilities of reaching the barrier h and four approximations. Left: $L = 100$, $M = 100$, $T = 1$. Right: $L = 200$, $M = 100$, $T = 1/2$.

Table 1: Relative error of the CDA with respect to the empirical BCP (in percent)

BCP	$L=5, M=5$	$L=10, M=5$	$L=100, M=100$	$L=200, M=100$
0.05	0.225 %	0.238 %	0.041 %	0.132 %
0.10	0.316 %	0.284 %	0.093 %	0.103 %
0.15	0.474 %	0.326 %	0.155 %	0.059 %
0.20	0.390 %	0.296 %	0.228 %	0.101 %

4 Approximations for the BCP in continuous and discrete time; $M > L$

In this section, we assume $M > L$ and thus $T > 1$.

4.1 Exact formulas for the continuous-time BCP $\mathcal{P}_\zeta(T, h)$

For $T > 1$, the exact formulas for the BCP $\mathcal{P}_\zeta(T, h)$, the continuous-time case, are complicated. If $T > 1$ is an integer then the results of [19] imply

$$\mathcal{P}_\zeta(T, h) = 1 - \int_{-\infty}^h \int_{D_x} \det |\varphi(y_i - y_{j+1} + h)|_{i,j=0}^T dy_2 \dots dy_{T+1} dx, \quad (4.1)$$

where $y_0 = 0, y_1 = h - x$, $D_x = \{y_2, \dots, y_{T+1} \mid h - x < y_2 < y_3 < \dots < y_{T+1}\}$. If $T > 1$ and is not an integer, the exact formula for $\mathcal{P}_\zeta(T, h)$ is even more complex, see [19].

We are not using the exact formulas for $\mathcal{P}_\zeta(T, h)$ in the case $T > 1$ in our approximations for the following two reasons: (a) the formulas are complicated and (b) we do not know, yet, how to correct (4.1) for discrete time. Instead, we shall derive an approximation for computing BCP $\mathcal{P}_\zeta(T, h)$, which we will also call ‘Diffusion approximation’, and then correct it for discrete time.

4.2 A Diffusion approximation when $T > 1$

To proceed, we need the following result for the standard Brownian motion process $W(t)$.

Lemma 4 ([13], Corollary on p.12) *Let $W(t)$ be the standard Brownian motion on $[0, R]$ with $W(0) = 0$ and $\mathbb{E}W(t)W(s) = \min\{t, s\}$. Let $W_\mu(t) = \mu t + W(t)$ be the Brownian motion with drift μt . Then, for any $y > 0$ and $R > 0$,*

$$F_{R,\mu}(z, y) := \Pr\{W_\mu(R) \leq z, \sup_{t \in [0, R]} W_\mu(t) \leq y\} = \Phi\left(\frac{z - \mu R}{\sqrt{R}}\right) - e^{2y\mu} \Phi\left(\frac{z - \mu R - 2y}{\sqrt{R}}\right).$$

Similarly to formula (2) on p. 11 in [13] we can write the above formula in the form

$$\Pr\{W_\mu(R) \in dz, \sup_{t \in [0, R]} W_\mu(t) \leq y\} = f_{R,\mu,y}(z) dz,$$

where

$$f_{R,\mu,y}(z) = \frac{\partial F_{R,\mu}(z, y)}{\partial z} = \frac{1}{\sqrt{2\pi R}} \left\{ \exp\left[-\frac{(z - \mu R)^2}{2R}\right] - \exp\left[2y\mu - \frac{(z - 2y - \mu R)^2}{2R}\right] \right\}, \quad z < y.$$

From the definition of $F_{R,\mu}(z, y)$,

$$\int_{-\infty}^y f_{R,\mu,y}(z) dz = \Pr\left\{\sup_{t \in [0, R]} W_\mu(t) \leq y\right\} = 1 - P_W(R; a, b), \quad (4.2)$$

where $a = y$, $b = -\mu$ and $P_W(R; a, b)$ is defined in (3.4).

We can reformulate the above results stated for $W_\mu(t)$ as results for the standard Brownian motion process $W(t)$ with no drift. Set

$$p_W(x; R, a, b) := f_{R,-b,a}(x - bR) = \begin{cases} \frac{1}{\sqrt{2\pi R}} \left[e^{-x^2/2R} - e^{-2ab - (x-2a)^2/2R} \right], & x \leq a + bR \\ 0, & x > a + bR. \end{cases} \quad (4.3)$$

We will call $p_W(x; R, a, b)$ in (4.3) ‘the non-normalised density of $W(R)$ under the condition $W(t) < a + bt$ for all $t \in [0, R]$ ’. In view of (4.2), $\int p_W(x; R, a, b) dx = 1 - P_W(R; a, b)$.

Let us now show how to apply these results for construction of approximations for the BCP $\mathcal{P}_\zeta(T, h)$, where ζ_t is the process defined in Lemma 2. The direct relation between the process ζ_t , $t \in [0, 1]$, and the standard Brownian motion is given in (3.7).

Let $V \in (0, 1]$. From (3.8), the conditional probability that $\zeta_t < h$ for all $t \in (0, V]$ given $\zeta_0 = x_0 < h$ is

$$\Pr(\zeta_t < h \text{ for all } t \in [0, V] \mid \zeta_0 = x_0) = 1 - P_W(U; a, b),$$

where $U = V/(2 - V)$, $a = (h - x_0)/2$ and $b = (h + x_0)/2$. By substituting these particular a and b into (4.3), we obtain that the non-normalised density of the r.v. ζ_V conditioned on $\zeta_0 = x_0 < h$ and $\zeta_t < h$ for all $t \in (0, V]$ is

$$p_{h,V}(x \mid x_0) = \sqrt{\frac{2 - V}{2\pi V}} \left\{ \exp\left[-\frac{(2 - V)x^2}{2V}\right] - \exp\left[\frac{(2 - V)(x - h + x_0)^2}{2V}\right] \right\}. \quad (4.4)$$

In the most important special case $V = 1$, the non-normalised density of the r.v. ζ_1 conditioned on $\zeta_0 = x_0$ and $\zeta_t < h$ for all $t \in (0, 1]$ is

$$p_h(x \mid x_0) = \begin{cases} \varphi(x) [1 - \exp\{-(h - x)(h - x_0)\}], & \text{for } x < h \\ 0 & \text{for } x \geq h, \end{cases} \quad (4.5)$$

where $\varphi(\cdot)$ is defined in (2.3) and $\int_{-\infty}^h p_h(x | x_0) dx = 1 - P_W(1; \frac{h-x_0}{2}, \frac{h+x_0}{2})$, where we have used (3.6) to get the final expression.

Since ζ_0 is $N(0, 1)$, the density of ζ_0 conditioned on $\zeta_0 < h$ is $p_0(x) = \phi(x)/\Phi(h)$, $x < h$. Averaging over $\zeta_0 < h$, the non-normalized density of the r.v. ζ_1 under the conditions $\zeta_t < h$ for all $t \in [0, 1]$ is:

$$\tilde{p}_1(x) = \int_{-\infty}^h p_h(x | x_0) p_0(x_0) dx_0, \text{ for } x < h \quad (4.6)$$

with

$$c_1 = \int_{-\infty}^h \tilde{p}_1(x) dx = [1 - \mathcal{P}_\zeta(1, h)]/\Phi(h). \quad (4.7)$$

Denote by $p_1(x) = \tilde{p}_1(x)/c_1$, $x < h$, the normalized density of ζ_1 under the condition $\zeta_t < h$ for all $t \in [0, 1]$.

For any integer $i \geq 1$, the densities of ζ_i and ζ_{i-1} under the condition that ζ_t does not reach h in $(i-1, i]$ and $[0, i-1]$ respectively can be connected in the same way as for the interval $[0, 1]$ (note, however, that these are only approximations as the process ζ_t is not Markovian). Assume that $p_{i-1}(x)$ is the normalized density of ζ_{i-1} under the condition $\zeta_t < h$ for all $t \in [0, i-1]$. Define

$$\tilde{p}_i(x) = \int_{-\infty}^h p_h(x | y) p_{i-1}(y) dy, \text{ for } x < h. \quad (4.8)$$

We call it the non-normalized density of a r.v. ζ_i under the conditions $\zeta_{i-1} \sim \tilde{p}_{i-1}(x)$ and $\zeta_t < h$ for all $t \in [i-1, i]$. We then define $p_i(x) = \tilde{p}_i(x)/c_i$, $x < h$, where $c_i = \int_{-\infty}^h \tilde{p}_i(x) dx$.

If T is large, calculation of the densities $p_i(x)$ ($i \leq T$) in such an iterative manner is cumbersome. We then replace formula (4.8) with

$$\tilde{p}_i(x) = \int_{-\infty}^h p_h(x | y) p(y) dy, \text{ for } x < h, \quad (4.9)$$

where $p(x)$ is an eigenfunction of the integral operator with kernel (4.5) corresponding to the maximum eigenvalue λ :

$$\lambda p(x) = \int_{-\infty}^h p(y) p_h(x | y) dy, \text{ } x < h. \quad (4.10)$$

This eigenfunction $p(x)$ is a probability density on $(-\infty, h]$ with $p(x) > 0$ for all $x \in (-\infty, h)$ and $\int_{-\infty}^h p(x) dx = 1$. Moreover, the maximum eigenvalue λ of the operator with kernel $K(x, y) = p_h(x | y)$ is simple and positive. The fact that such maximum eigenvalue λ is simple and real (and hence positive) and the eigenfunction $p(x)$ can be chosen as a probability density follows from the Ruelle-Krasnoselskii-Perron-Frobenius theory of bounded linear positive operators, see e.g. Theorem XIII.43 in [17].

Using (4.9) and (4.10), we derive recursively:

$$\mathcal{P}_\zeta(i, h) \simeq \mathcal{P}_\zeta(i-1, h) + (1 - \mathcal{P}_\zeta(i-1, h))(1 - \lambda); \quad i = 2, 3, \dots$$

By induction, for an integer $T \geq 2$ we then have

$$\mathcal{P}_\zeta(T, h) \simeq \mathcal{P}_\zeta(1, h) + (1 - \mathcal{P}_\zeta(1, h)) \sum_{j=0}^{T-2} \lambda^j (1 - \lambda) = 1 - (1 - \mathcal{P}_\zeta(1, h)) \lambda^{T-1}. \quad (4.11)$$

The approximation (4.11) can be used for non-integer T . We can also use a minor adjustment to this approximation using the maximal eigenvalues of the kernel (4.4) in addition to λ ; this is much harder but the benefits of this are minuscule.

Approximation 5. (Diffusion approximation for BCP $\mathcal{P}_\zeta(T, h)$ when $T > 1$). Use (4.11), where λ is the maximal eigenvalue of the integral operator with kernel $p_h(x | y)$ defined in (4.5).

The BCP $\mathcal{P}_\zeta(1, h)$ can be computed by (3.1). In the next section we make a correction to Approximation 5 adjusted for discrete time. Approximations for continuous-time λ , required in Approximation 5, are obtained from formulas of that section when $\rho \rightarrow 0$.

4.3 Corrected Diffusion approximation, $T > 1$

There are two components of the Diffusion approximation (Approximation 5) that can and should be corrected for discrete time. These are: (a) the BCP $\mathcal{P}_\zeta(1, h)$, and (b) the kernel of the integral operator defined in (4.5) for the continuous-time case (and hence λ , the maximum eigenvalue).

Discrete-time corrections for the BCP $\mathcal{P}_\zeta(1, h)$ have been discussed above in Section 3.3; we will return to this at the end of Section 4.4.

Moving to (b), recall (4.10) which states that λ is the maximal eigenvalue satisfying (4.10), the corresponding eigenfunction $p(x)$ is a probability density function on $(-\infty, h)$, and $p_h(x | y)$ is given in (4.5). Recall that $p_h(x | x_0)$ is the density of the random variable $x = \zeta_1$ under the conditions $\zeta_0 = x_0$ and $\zeta_t < h$ for all $t \in [0, 1]$. We shall now discuss how to correct the kernel $p_h(x | x_0)$ for discrete time.

As shown in Section 3.3.2, BCP for the discretized Brownian motion process $W(t_n)$ can be approximated using the BCP formula for the Brownian motion incorporating a discrete time correction factor. Recalling the stopping time $\tau_{W,a,b}$ defined in (3.12), for $Z = 1$ we obtain from (3.14) the approximation:

$$\Pr(\tau_{W,a,b} \leq 1) \cong 1 - \Phi(b + \hat{a}) + e^{-2\hat{a}b} \Phi(b - \hat{a}),$$

where $\hat{a} = a + \delta$ and, since $L = M$, we will use

$$\delta := \rho_L = 0.5826/\sqrt{L}. \quad (4.12)$$

In view of (3.14), for the Brownian motion $W(t)$ (with $W(0) = 0$) considered on $[0, 1]$, the non-normalised density of $W(1)$ under the condition $W(t_n) < a + bt_n$ for all $t_n = n/L$ ($n = 1, \dots, L$) can be approximated by

$$\psi_\delta(x) = \begin{cases} \frac{1}{\sqrt{2\pi}} \left\{ e^{-\frac{x^2}{2}} - \exp \left[-2\hat{a}b - \frac{(x-2\hat{a})^2}{2} \right] \right\} & \text{for } x \leq a + b \\ 0 & \text{for } x > a + b, \end{cases}$$

where $\hat{a} = a + \delta$ and δ is given by (4.12). Thus, the discrete-time equivalent of $p_h(x | x_0)$, denoted by $p_{h,\delta}(x | x_0)$, is:

$$p_{h,\delta}(x | x_0) = \varphi(x) (1 - \exp[-(h-x)(h-x_0) - \delta(3h-2x-x_0+2\delta)]), \text{ for } x < h. \quad (4.13)$$

If $\rho = \delta = 0$, we clearly obtain $p_{h,0}(x | x_0) = p_h(x | x_0)$, for all h, x, x_0 .

Denote by λ_δ the maximum eigenvalue associated with the kernel $p_{h,\delta}(x | x_0)$ given by (4.13). This means that λ_δ satisfies

$$\lambda_\delta p(x) = \int_{-\infty}^h p(y) p_{h,\delta}(x | y) dy, \quad x < h \quad (4.14)$$

for some eigenfunction $p(x)$ which can be assumed to be a probability density function on $(-\infty, h)$. Similar to λ in (4.10), λ_δ is positive and uniquely defined.

4.4 Approximating λ_δ and $p(x)$ in (4.14)

Similarly to (4.6), (4.7) and (4.8) we define $p_0(x) = \phi(x)/\Phi(h)$, $\tilde{p}_i(x) = \int_{-\infty}^h p_{h,\delta}(x|y)p_{i-1}(y)dy$ ($x < h$), $c_i = \int_{-\infty}^h \tilde{p}_i(x)dx$ and $p_i(x) = \tilde{p}_i(x)/c_i$ for $i = 1, 2$. From (4.14), $\lambda_\delta = \lim_{i \rightarrow \infty} c_i$. By performing integration we obtain

$$\begin{aligned} \tilde{p}_1(x) &= \varphi(x) - \frac{\varphi(h)}{\Phi(h)} e^{-2\delta h - 3\delta^2/2 + \delta x} \Phi(x - \delta), \quad x < h, \\ c_1 &= \Phi(h) - \frac{\kappa_{h,\delta}}{\Phi(h)} \quad \text{with } \kappa_{h,\delta} = \frac{1}{\delta} \varphi(h) \left[e^{-\delta h - 3\delta^2/2} \Phi(h - \delta) - e^{-2\delta h} \Phi(h - 2\delta) \right], \\ \tilde{p}_2(x) &= \varphi(x) + \frac{\varphi(h)}{c_1} \left[\frac{\Phi(h - \delta) e^{-3\delta h - 7\delta^2/2 + 2\delta x} \varphi(x) - \varphi(h) e^{\delta^2/2 - 2\delta h - \delta x} \Phi(x - 3\delta)}{\Phi(h)(h + 2\delta - x)} \right. \\ &\quad \left. - e^{-2\delta h - 3\delta^2/2 + \delta x} \Phi(x - \delta) \right], \quad x < h. \end{aligned}$$

We were unable to compute c_2 and the densities $p_i(x)$ with $i \geq 2$ analytically. However, numerical computations show that the density $p_1(x)$ is visually indistinguishable from $p_i(x)$ for $i > 1$ and hence from $p(x)$, the solution of (4.14). Thus we approximate λ_δ in (4.14) by

$$\hat{\lambda}_\delta = \frac{\tilde{p}_2(0)}{p_1(0)} = \Phi(h) - \frac{(h + 2\delta)\kappa_{h,\delta} + \varphi(h)[\Phi(-3\delta)e^{\delta^2/2 - h^2/2 - 2\delta h} - \Phi(h - \delta)e^{-3\delta h - 7\delta^2/2}]}{(h + 2\delta)[\Phi(h) - \Phi(-\delta)e^{-(h+\delta)(h+3\delta)/2}]}. \quad (4.15)$$

Moreover, $\tilde{p}_2(x)$ is a rather accurate approximation to the (non-normalized) eigenfunction $p(x)$ in (4.14). In Fig 3(a) we have plotted $p_0(x)$, $p_1(x)$ and the uncorrected $p_1(x)$ obtained by letting $\rho \rightarrow 0$ for particular L and h .

An alternative way of approximating λ_δ and $p(x)$ from (4.14) would be to use a methodology described in [15] p.154 which is based on the Gauss-Legendre discretization of the interval $[-C, h]$, with some large $C > 0$, into an N -point set x_1, \dots, x_N (the x_i 's are the roots of the N -th Legendre polynomial on $[-C, h]$), and the use of the Gauss-Legendre weights w_i associated with points x_i ; λ_δ and $p(x)$ are then approximated by the largest eigenvalue and associated eigenvector of the matrix $D^{1/2}K_0D^{1/2}$, where $D = \text{diag}(w_i)$, and $(K_0)_{i,j} = p_{h,\delta}(x_i|x_j)$. If N is large enough then the resulting approximation to λ_δ is arbitrarily accurate and we use it as the true λ_δ in our numerical comparisons. Numerical simulations show that the value of c_1 is not close enough to λ_δ but c_2 is. However, more interestingly, we see that $\hat{\lambda}_\delta$ defined by (4.15) is very accurate and we suggest to use it because of its explicit form; this is demonstrated in Fig 3(b), where $\hat{\lambda}_\delta$ (solid red line) is visually indistinguishable from λ_δ obtained using the Gauss-Legendre quadrature (dotted black line). In this figure, the dashed green line corresponds to the uncorrected λ_δ ($\rho \rightarrow 0$), where we once again see a very significant difference between the corrected and uncorrected approximations.

We have discussed how to correct λ for discrete time. We shall now discuss item (a) of Section 4.3, which concerns correction of the BCP $\mathcal{P}_\zeta(1, h)$ for discrete time. For correcting $\mathcal{P}_\zeta(1, h)$ we can routinely use δ as in (4.12) but numerical results indicate that we get a better resulting approximation, especially for small L and M , if we use $\gamma = \rho_L/T^{1/4}$, so that the BCP $\mathcal{P}_\mathbb{X}(1, h)$ is approximated by $\mathcal{P}_{\zeta,\gamma}(1, h)$. We believe that the fact that $\mathcal{P}_\mathbb{X}(1, h) \cong \mathcal{P}_{\zeta,\delta}(1, h)$ is not accurate enough is due to the fact that the densities $p_i(x)$ are not exactly the densities of ξ_i . To summarise, the CDA for $T > 1$ is the following approximation.

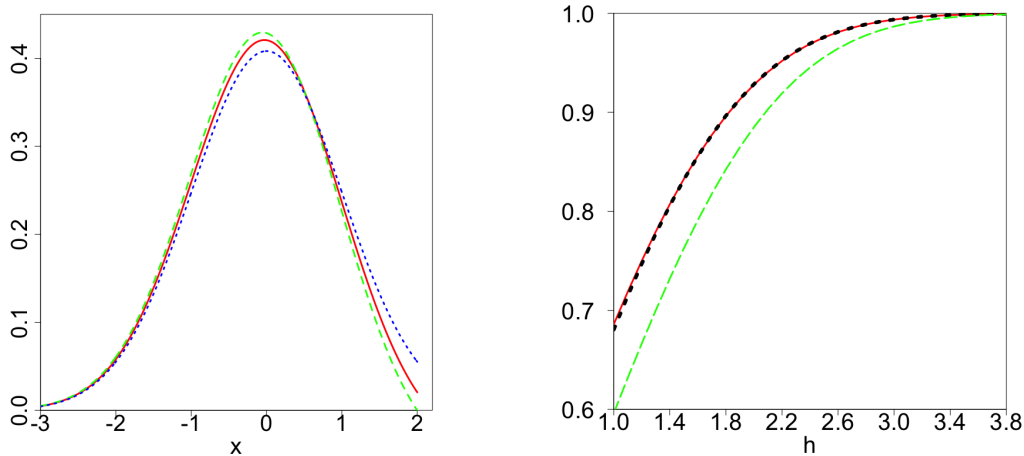
Approximation 6. For $M > L$ (that is, $T > 1$), the CDA for the BCP (2.4) is

$$\mathcal{P}_\mathbb{X}(M, h) \cong 1 - [1 - \mathcal{P}_{\zeta,\gamma}(1, h)] \hat{\lambda}_\delta^{T-1}, \quad (4.16)$$

where $\hat{\lambda}_\delta$ is given by (4.15) and

$$\mathcal{P}_{\zeta,\gamma}(1, h) = 1 - \Phi(h + \gamma) \Phi(h) + \frac{\varphi(h + \gamma)}{\gamma} \Phi(h) - \frac{\varphi(h) e^{-2h\gamma}}{\gamma} \Phi(h - \gamma)$$

with $\gamma = \rho_L/T^{1/4} = 0.5826/(L^{1/2}T^{1/4})$.



(a) Densities $p_0(x)$ (dotted blue), $p_1(x)$ (solid red) and the uncorrected $p_1(x)$ with $\delta = 0$ (dashed green); $L = 10$ and $h = 2$ (b) Values of $\hat{\lambda}_\delta$ (solid red), λ_δ (dotted black) and λ_0 (dashed green) obtained using the Gauss-Legendre quadrature; $L = 10$ and different h .

Fig. 3

4.5 Approximation by J. Glaz and coauthors

The Glaz approximation for the BCP $\mathcal{P}_{\mathbb{X}}(M, h)$ (developed in [8, 9, 24, 25] and discussed in the Introduction) is as follows.

Approximation 7. (Glaz approximation) For $M \geq 2L$ (so that $T = M/L \geq 2$)

$$\mathcal{P}_{\mathbb{X}}(M, h) \cong 1 - (1 - \mathcal{P}_{\mathbb{X}}(2L, h)) \left[\frac{1 - \mathcal{P}_{\mathbb{X}}(2L, h)}{1 - \mathcal{P}_{\mathbb{X}}(L, h)} \right]^{T-2}, \quad (4.17)$$

where $\mathcal{P}_{\mathbb{X}}(2L, h)$ and $\mathcal{P}_{\mathbb{X}}(L, h)$ are evaluated using R algorithms for the multivariate normal distribution.

The approximation (4.17) is defined for $M \geq 2L$ and requires numerical evaluation of $L + 1$ and $2L + 1$ dimensional integrals (which are the BCP $\mathcal{P}_{\mathbb{X}}(L, h)$ and $\mathcal{P}_{\mathbb{X}}(2L, h)$ respectively) using the so-called ‘GenzBretz’ algorithm for numerical evaluation of multivariate normal probabilities, see [6, 7]. Whilst the accuracy of Approximation 7 is very high and in fact very similar the accuracy of the CDA (Approximation 6), the nature of Approximation 7 results in high computational cost and runtime when compared to other approximations discussed in this paper (especially for large L); note also that different integrals should be computed for different values of h . Moreover, the ‘GenzBretz’ algorithm uses Monte-Carlo simulations so that for reliable estimation of high-dimensional integrals (especially when L is large) one needs to make a lot of averaging.

We have not provided results of comparison of Approximation 7 with other approximations for the BCP as the accuracy of Approximations 6 and 7 was very close. Note also that there is strong similarity between the forms of these two approximations. Indeed, from (4.16) we can write the CDA in the form

$$1 - (1 - \mathcal{P}_{\zeta, \gamma}(1, h)) \hat{\lambda}_\delta^{T-1} = 1 - \underbrace{\hat{\lambda}_\delta (1 - \mathcal{P}_{\zeta, \gamma}(1, h))}_{(a)} \underbrace{\hat{\lambda}_\delta}_{(b)}^{T-2},$$

where the terms (a) and (b) are as $(1 - \mathcal{P}_{\mathbb{X}}(2L, h))$ and $(1 - \mathcal{P}_{\mathbb{X}}(2L, h))/(1 - \mathcal{P}_{\mathbb{X}}(L, h))$ in Approximation 7, respectively.

4.6 Simulation study

In this section we study the quality of the Durbin (Approximation 1), PCH (Approximation 2), Diffusion (Approximation 5) and CDA (Approximation 6) approximations for the BCP $\mathcal{P}_{\mathbb{X}}(M, h)$, defined in (2.4), when $M > L$ (so that $T > 1$). The styles of Fig. 4, Fig. 5 and Table 2 are exactly the same as of Fig. 1, Fig. 2 and Table 1, respectively, and are described in the beginning of Section 3.4. Similar to the case $T \leq 1$, we conclude that the CDA provides very accurate approximations and significantly outperforms the Diffusion, Durbin and PCH approximations. Note also that for large T the PCH approximation is very close to the Diffusion approximation; this can be seen in Fig 5, where (for $T = 50$) these two approximations basically coincide for all h .

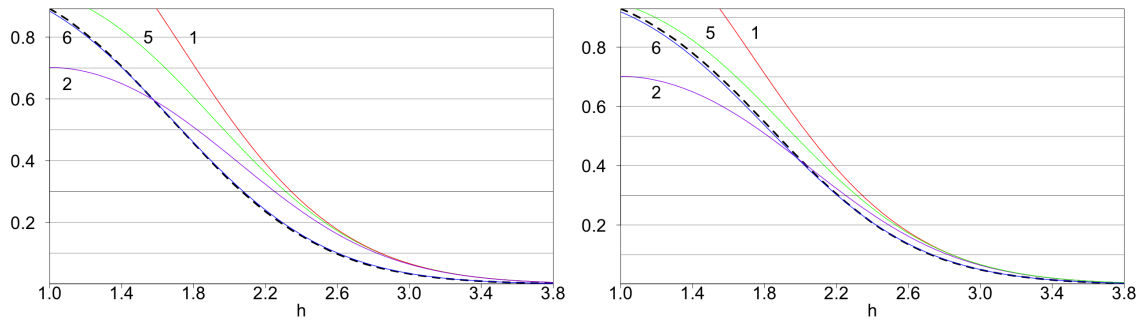


Fig. 4: Empirical probabilities of reaching the barrier h and four approximations. Left: $L = 10$, $M = 50$, $T = 5$. Right: $L = 50$, $M = 250$, $T = 5$.

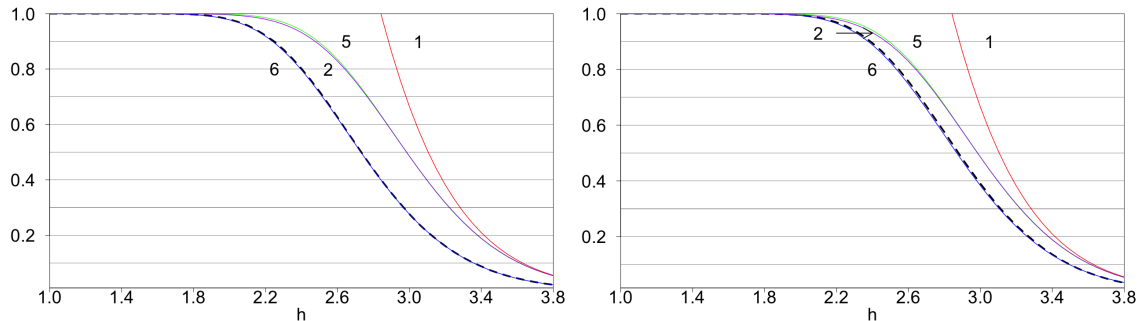


Fig. 5: Empirical probabilities of reaching the barrier h and four approximations. Left: $L = 10$, $M = 500$, $T = 50$. Right: $L = 50$, $M = 2500$, $T = 50$.

Table 2: Relative error of CDA for given BCP

BCP	$L = 10, M = 50$	$L = 10, M = 500$	$L = 50, M = 250$	$L = 50, M = 2500$
0.05	0.596 %	0.028 %	0.133 %	0.054 %
0.10	0.657 %	0.030 %	0.146 %	0.057 %
0.15	0.455 %	0.031 %	0.390 %	0.208 %
0.20	0.570 %	0.192 %	0.165 %	0.184 %

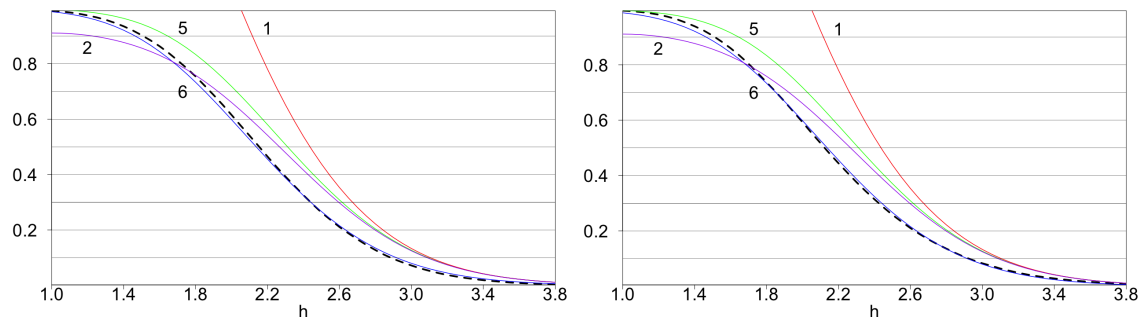


Fig. 6: Empirical probabilities of reaching the barrier h and four approximations; $L = 20$, $M = 200$, $T = 10$. Left: the r.v. ε_j are uniform. Right: the r.v. ε_j have the double exponential distribution.

Fig. 6 shows that small deviation from normality of the original variables ε_j makes very little effect on the resulting BCP; in Fig. 6 we chose $L = 20$ and $T = 10$ and observed that the accuracy of the resulting approximations is very close to the case when the r.v. ε_j are exactly normal.

We have also investigated the performance of the CDA after introducing particular weights into (1.1). We explored the following two ways of incorporating weights:

- (i) L random weights w_1, w_2, \dots, w_L , with w_i i.i.d. uniform on $[0, 2]$, are associated with a position in the moving window; this results in the moving weighted sum

$$S_{n,w,L} := \sum_{j=n+1}^{n+L} w_{j-n} \varepsilon_j \quad (n = 0, 1, \dots, M);$$

- (ii) $M + L$ random weights w_1, \dots, w_{M+L} are associated with r.v. $\varepsilon_1, \dots, \varepsilon_{M+L}$; here w_j are i.i.d. uniform r.v.'s on $[0, 2]$; this gives the moving weighted sum

$$S_{n,w,L} := \sum_{j=n+1}^{n+L} w_j \varepsilon_j \quad (n = 0, 1, \dots, M).$$

Simulation results are shown in Fig. 7. In both cases, we have repeated simulations 1,000 times and plotted all the curves representing the BCP as functions of h in grey colour and the CDA for the BCP for the non-weighted case (when all weights $w_j = 1$) as blue dotted line. We can see that for both scenarios the CDA for the BCP in the non-weighted case gives very accurate approximation for the weighted BCP. Similar results have been observed for different values of L and T .

5 Approximating $\text{ARL}_h(\mathbb{X})$

As shown in Sections 3.4 and 4.6, the CDA accurately approximates $\mathcal{P}_{\mathbb{X}}(M, h)$. The CDA has different forms depending on whether $M \leq L$ or $M > L$, see (3.16) and (4.16) respectively. Thus, from (2.8), the CDA leads to the following approximation for the probability density function of $\tau_h(\mathbb{X})/L$:

$$\hat{q}_h(t) = \begin{cases} \frac{d}{dt} \left\{ \int_{-\infty}^h Q_{h,\rho}(tL, x_0) \varphi(x_0) dx_0 \right\}, & 0 < t \leq 1 \\ \frac{d}{dt} \left\{ 1 - [1 - \mathcal{P}_{\zeta,\gamma}(1, h)] \hat{\lambda}_\delta^{t-1} \right\}, & t > 1. \end{cases}$$

For $t > 1$, one can easily get an explicit form of $\hat{q}_h(t)$. However, we were unable to obtain an explicit form of $\hat{q}_h(t)$ for $t < 1$ but this function can easily be numerically evaluated. For large ARL (and hence large h), the probability of exceeding h in the interval $(0, 1]$ is very small and the impact of $\hat{q}_h(t)$ for $t < 1$ in the ARL approximation is minimal.

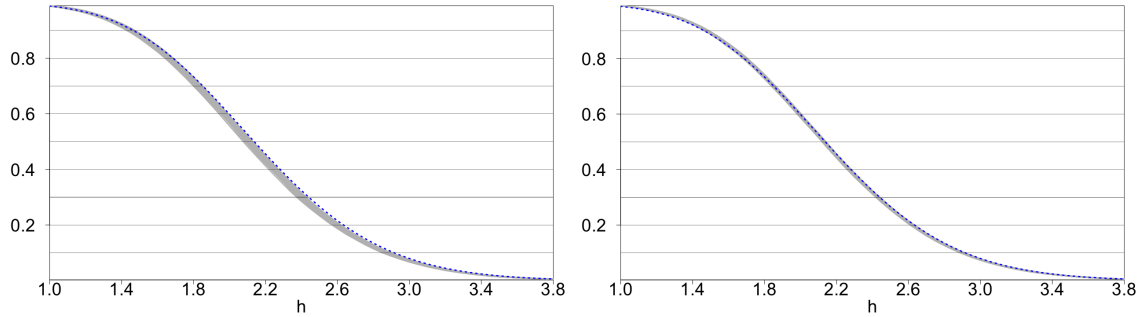


Fig. 7: BCP for the weighted sums (grey) against CDA for the BCP for non-weighted moving sums (blue dotted line). Left: case (i) with $L = 20, M = 200, T = 10$. Right: case (ii) with $L = 20, M = 200, T = 10$.

Denote by $F_h(t)$ the true cumulative distribution function (c.d.f.) of $\tau_h(\mathbb{X})/L$. The c.d.f. of the CDA of $\tau_h(\mathbb{X})/L$ is $\hat{F}_h(t)$ defined by

$$\hat{F}_h(0) = 1 - \Phi(h), \quad \hat{F}_h(t) = 1 - \Phi(h) + \int_0^t \hat{q}_h(u) du \quad \text{for } t > 0. \quad (5.1)$$

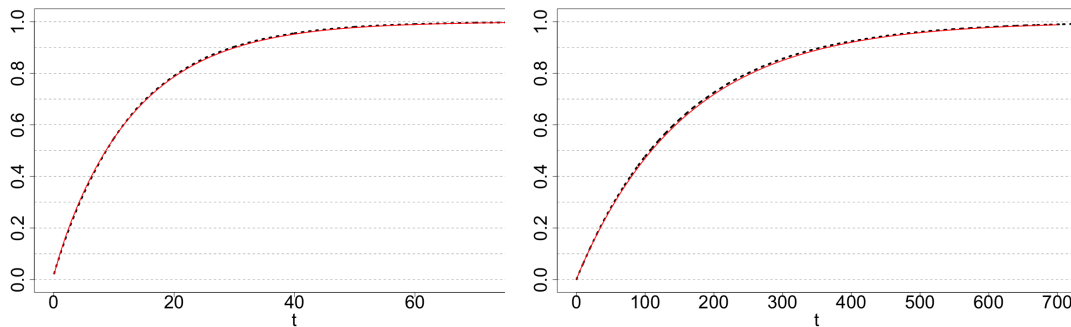
The accuracy of this approximation for a selection of parameter choices is demonstrated in Fig. 8 and Fig. 9. The CDA for $\text{ARL}_h(\mathbb{X})$ is

$$\text{ARL}_h(\mathbb{X}) = \mathbb{E} \tau_h(\mathbb{X}) \cong L \int_0^\infty s \hat{q}(s, h) ds. \quad (5.2)$$

The standard deviation of $\tau_h(\mathbb{X})$, denoted $SD(\tau_h(\mathbb{X}))$, is approximated by:

$$SD(\tau_h(\mathbb{X})) \cong L \left[\int_0^\infty s^2 \hat{q}(s, h) ds - \left(\int_0^\infty s \hat{q}(s, h) ds \right)^2 \right]^{1/2} \quad (5.3)$$

Fig. 8 and 9 demonstrate that (5.1) very accurately approximates the distribution of $\tau_h(\mathbb{X})$.



(a) Left: $L = 10$ and $h = 2$

(b) Right: $L = 10$ and $h = 3$

Fig. 8: $F_h(t)$ and its approximation $\hat{F}_h(t)$ for $L = 10, h = 2$ and 3

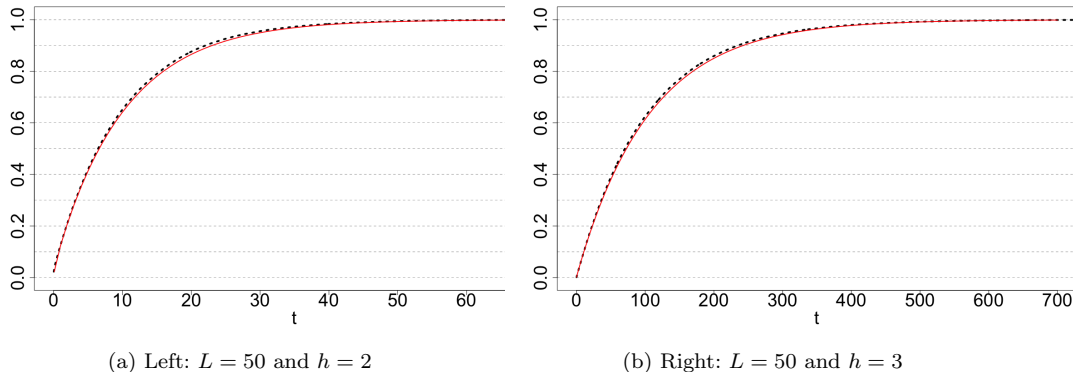


Fig. 9: $F_h(t)$ and its approximation $\hat{F}_h(t)$ for $L = 50$, $h = 2$ and 3

The Glaz approximations for $\text{ARL}_h(\mathbb{X})$ and $SD(\tau_h(\mathbb{X}))$ are as follows (see [9]):

$$\mathbb{E}_G(\tau_h(\mathbb{X})) = L + \sum_{j=L}^{2L} (1 - \mathcal{P}_{\mathbb{X}}(j - L, h)) + \frac{1 - \mathcal{P}_{\mathbb{X}}(L, h)}{\mathcal{P}_{\mathbb{X}}(2L, h) - \mathcal{P}_{\mathbb{X}}(L, h)} \sum_{j=1}^L (1 - \mathcal{P}_{\mathbb{X}}(L + j, h)), \quad (5.4)$$

$$\begin{aligned} SD_G(\tau_h(\mathbb{X})) &= L(L - 1) + 2 \sum_{j=L}^{3L} j(1 - \mathcal{P}_{\mathbb{X}}(j - L, h)) + \frac{2Lx(3 - 2x)}{(1 - x)^2} \sum_{j=1}^L (1 - \mathcal{P}_{\mathbb{X}}(L + j, h)) \\ &\quad + \frac{2x}{1 - x} \sum_{j=1}^L j(1 - \mathcal{P}_{\mathbb{X}}(L + j, h)) + \mathbb{E}_G(\tau_h(\mathbb{X})) - \mathbb{E}_G(\tau_h(\mathbb{X}))^2, \end{aligned} \quad (5.5)$$

where $x = (1 - \mathcal{P}_{\mathbb{X}}(2L, h)) / (1 - \mathcal{P}_{\mathbb{X}}(L, h))$.

In Tables 3 and 4 we assess the accuracy of the CDA approximations (5.2) and (5.3) and also Glaz approximations (5.4) and (5.5). In these tables, the values of $\text{ARL}_h(\mathbb{X})$ and $SD(\tau_h(\mathbb{X}))$ have been calculated using 100,000 simulations.

Table 3: Approximations for $\text{ARL}_h(\mathbb{X})$: $L = 10$ (top) and $L = 50$ (bottom)

h	1	1.25	1.5	1.75	2	2.25	2.5	2.75	3
(5.2)	21	32	49	78	128	222	403	774	1579
(5.4)	31	41	58	87	136 ± 1	228 ± 2	404 ± 5	767 ± 17	1555 ± 65
$\text{ARL}_h(\mathbb{X})$	22	33	49	78	127	218	397	758	1551

h	1	1.25	1.5	1.75	2	2.25	2.5	2.75	3
(5.2)	85	128	195	303	489	819	1440	2672	5256
(5.4)	132	173	237	342 ± 1	521 ± 3	841 ± 7	1443 ± 25	2647 ± 75	5151 ± 270
$\text{ARL}_h(\mathbb{X})$	83	124	189	294	471	791	1392	2590	5110

Tables 3 and 4 show that for small L and h the approximations developed in this paper are slightly more accurate than the Glaz approximations. For a large $L = 50$, (5.2) can also be considered as preferable to (5.4), which can perhaps be explained by the dependence on Monte Carlo methods used for computing Glaz approximations and creating large uncertainty intervals. For large h , (5.5) appears to be slightly more accurate than (5.3) but this comes with an increase in computational cost, especially since results using (5.5) must be averaged for stability.

Note also that $\text{ARL}_h(\mathbb{X})$ and $SD(\tau_h(\mathbb{X}))$ are close for h large enough. This shows that the distribution of $\tau_h(\mathbb{X})$ is close to the exponential distribution, especially in the tail.

Table 4: Approximations for $SD(\tau_h(\mathbb{X}))$: $L = 10$ (top) and $L = 50$ (bottom)

h	1	1.25	1.5	1.75	2	2.25	2.5	2.75	3
(5.3)	25	36	53	82	133	227	409	781	1588
(5.5)	18	31	50	79	129 ± 1	220 ± 2	397 ± 5	758 ± 17	1549 ± 65
$SD(\tau_h(\mathbb{X}))$	25	35	52	80	129	220	398	759	1553

h	1	1.25	1.5	1.75	2	2.25	2.5	2.75	3
(5.3)	104	147	215	323	508	839	1461	2693	5279
(5.5)	62	116	190	300 ± 1	481 ± 3	802 ± 7	1404 ± 25	2608 ± 75	5147 ± 270
$SD(\tau_h(\mathbb{X}))$	99	140	203	310	485	804	1407	2600	5093

Acknowledgements The authors are grateful to our colleague Nikolai Leonenko for intelligent discussions and finding the reference [10], which is essential for the material of Section 4.2.

Appendices

Appendix A: Proof of Lemma 1

As correlation is invariant under linear transformations, $\text{Corr}(S_{0,L}, S_{k,L}) = \text{Corr}(\xi_0, \xi_k)$. From the definition (1.1) we have $\text{Corr}(S_{0,L}, S_{k,L}) = \text{Corr}(S_{n,L}, S_{n+k,L})$. The sum $S_{k,L}$ can be represented as

$$S_{k,L} = S_{0,L} - \sum_{j=1}^k \varepsilon_j + \sum_{j=L+1}^{L+k} \varepsilon_j.$$

Using this representation, we obtain

$$\text{Cov}(S_{0,L}, S_{k,L}) = \underbrace{(\sigma^2 L + \mu^2 L^2)}_{\mathbb{E} S_{0,L}^2} - k\sigma^2 - \underbrace{\mu^2 L^2}_{(\mathbb{E} S_{0,L})^2} = \sigma^2 L - k\sigma^2.$$

Dividing this by $\text{var}(S_{0,L})$, from (2.1), we obtain $\text{Corr}(S_{0,L}, S_{k,L}) = 1 - k/L$ in the case $k \leq L$. The case $k > L$ is obvious.

Appendix B: Derivation of Durbin approximation

We shall initially show $R'(0+) = -1 \neq 0$. We have

$$\left. \frac{\partial R_\zeta(t, s)}{\partial s} \right|_{s=t+} = R(0+).$$

Using (2.6) and the fact that $\Delta = 1/L$, we have

$$R'(0+) = \lim_{L \rightarrow \infty} \frac{R(\Delta) - R(0)}{\Delta} = - \lim_{L \rightarrow \infty} \frac{L}{L} = -1.$$

The Durbin approximation for $q(t, h, \zeta_t)$ can be written as

$$q(t, h, \zeta_t) \cong b_0(t, h) f(t, h),$$

where

$$f(t, h) = \frac{1}{\sqrt{2\pi R_\zeta(t, t)}} e^{-\frac{h^2(t)}{2R_\zeta(t, t)}}, \quad b_0(t, h) = - \frac{h(t)}{R_\zeta(t, t)} \left. \frac{\partial R_\zeta(s, t)}{\partial s} \right|_{s=t+} - \frac{dh(t)}{dt}.$$

In view of (2.8) the related approximation for the first passage probability $\mathcal{P}_\zeta(T, h)$ is

$$\mathcal{P}_\zeta(T, h) \cong \int_0^T b_0(t, h) f(t, h) dt.$$

In the case when the threshold $h(t) = h$ is constant, using Lemma 2 we obtain

$$b_0(t, h) = -hR'(0+) = h, \quad q(t, h, \zeta_t) \cong \frac{h}{\sqrt{2\pi}} e^{-h^2/2}$$

and therefore we obtain the following approximation.

$$\mathcal{P}_{\mathbb{X}}(M, h) \cong \mathcal{P}_{\zeta}(T, h) \cong \frac{hT}{\sqrt{2\pi}} e^{-h^2/2}.$$

Appendix C: Derivation of (3.17)

As $M = L$, $\mathcal{P}_{\zeta, \rho}(L, h) = \int_{-\infty}^h (1 - \Phi(b + \hat{a}) + e^{-2\hat{a}b} \Phi(b - \hat{a})) \varphi(x_0) dx_0 + 1 - \Phi(h)$. Using the fact $\hat{a} = (h - x_0)/2 + \rho_L$ and $b = (h + x_0)/2$, we obtain:

$$\begin{aligned} \mathcal{P}_{\zeta, \rho}(M, h) &= 1 - \int_{-\infty}^h \Phi(h + \rho_L) \varphi(x_0) dx_0 + \int_{-\infty}^h e^{-h^2/2 + x_0^2/2 - \rho_L h - \rho_L x_0} \Phi(x_0 - \rho_L) \varphi(x_0) dx_0 \\ &= 1 - \Phi(h + \rho_L) \Phi(h) + \varphi(h) e^{-\rho_L h} \int_{-\infty}^h e^{-\rho_L x_0} \int_{-\infty}^{x_0 - \rho_L} \varphi(z) dz dx_0. \end{aligned}$$

Making the substitution $k = z + \rho_L$ in the rightmost integral, we obtain

$$\varphi(h) e^{-\rho_L h} \int_{-\infty}^h \int_{-\infty}^{x_0} e^{-\rho_L x_0} \varphi(k - \rho_L) dk dx_0.$$

By then changing the order of integration:

$$\varphi(h) e^{-\rho_L h} \int_{-\infty}^h \int_k^h e^{-\rho_L x_0} \varphi(k - \rho_L) dx_0 dk = \frac{\varphi(h) e^{-\rho_L h}}{\rho_L} \int_{-\infty}^h (e^{-\rho_L k} - e^{-\rho_L h}) \varphi(k - \rho_L) dk.$$

By expanding the brackets, we obtain:

$$\begin{aligned} \frac{\varphi(h) e^{-\rho_L h}}{\rho_L} \int_{-\infty}^h (e^{-\rho_L k} - e^{-\rho_L h}) \varphi(k - \rho_L) dk &= \frac{\varphi(h) e^{-\rho_L h - \rho_L^2/2}}{\rho_L} \int_{-\infty}^h \varphi(k) dk - \frac{\varphi(h) e^{-2\rho_L h}}{\rho_L} \int_{-\infty}^h \varphi(k - \rho_L) dk \\ &= \frac{\varphi(h + \rho_L)}{\rho_L} \Phi(h) - \frac{\varphi(h) e^{-2\rho_L h}}{\rho_L} \Phi(h - \rho_L). \end{aligned}$$

Thus we obtain the required:

$$\mathcal{P}_{\zeta, \rho}(L, h) = 1 - \Phi(h + \rho_L) \Phi(h) + \frac{\varphi(h + \rho_L)}{\rho_L} \Phi(h) - \frac{\varphi(h) e^{-2\rho_L h}}{\rho_L} \Phi(h - \rho_L).$$

References

1. Aldous, D.: Probability Approximations via the Poisson Clumping Heuristic. Springer Science & Business Media (1989)
2. Bauer, P., Hackl, P.: An extension of the MOSUM technique for quality control. *Technometrics* **22**(1), 1–7 (1980)
3. Chu, C.S.J., Hornik, K., Kaun, C.M.: MOSUM tests for parameter constancy. *Biometrika* **82**(3), 603–617 (1995)
4. Durbin, J.: The first-passage density of a continuous Gaussian process to a general boundary. *Journal of Applied Probability* pp. 99–122 (1985)
5. Eiauer, P., Hackl, P.: The use of MOSUMS for quality control. *Technometrics* **20**(4), 431–436 (1978)
6. Genz, A., Bretz, F.: Computation of Multivariate Normal and t Probabilities. Lecture Notes in Statistics. Springer-Verlag, Heidelberg (2009)
7. Genz, A., Bretz, F., Miwa, T., Mi, X., Leisch, F., Scheipl, F., Hothorn, T.: mvtnorm: Multivariate Normal and t Distributions (2018). URL <https://CRAN.R-project.org/package=mvtnorm>. R package version 1.0-8: 'https://CRAN.R-project.org/package=mvtnorm'
8. Glaz, J., Johnson, B.: Boundary crossing for moving sums. *Journal of Applied Probability* **25**(1), 81–88 (1988)
9. Glaz, J., Naus, J., Wang, X.: Approximations and inequalities for moving sums. *Methodology and Computing in Applied Probability* **14**(3), 597–616 (2012)

10. Glaz, J., Naus, J.I.: Tight bounds and approximations for scan statistic probabilities for discrete data. *The Annals of Applied Probability* **1**(2), 306–318 (1991)
11. Glaz, J., Naus, J.I., Wallenstein, S., Wallenstein, S., Naus, J.I.: *Scan statistics*. Springer (2001)
12. Glaz, J., Pozdnyakov, V., Wallenstein, S.: *Scan Statistics: Methods and Applications*. Birkhuser, Boston (2009)
13. Harrison, J.: *Brownian motion and stochastic flow systems*. John Wiley and Sons (1985)
14. Mehr, C., McFadden, J.: Certain properties of Gaussian processes and their first-passage times. *Journal of the Royal Statistical Society. Series B (Methodological)* pp. 505–522 (1965)
15. Mohamed, J.L., Delves, L.M.: *Computational Methods for Integral Equations*. Cambridge University Press (1985)
16. Moskvina, V., Zhigljavsky, A.: An algorithm based on Singular Spectrum Analysis for change-point detection. *Communications in Statistics—Simulation and Computation* **32**(2), 319–352 (2003)
17. Reed, M., Simon, B.: *Methods of Modern Mathematical Physics: Scattering theory Vol. 3*. Academic Press (1979)
18. Shepp, L.: Radon-Nikodym derivatives of Gaussian measures. *The Annals of Mathematical Statistics* pp. 321–354 (1966)
19. Shepp, L.: First passage time for a particular Gaussian process. *The Annals of Mathematical Statistics* pp. 946–951 (1971)
20. Shepp, L., Slepian, D.: First-passage time for a particular stationary periodic Gaussian process. *Journal of Applied Probability* pp. 27–38 (1976)
21. Siegmund, D.: *Sequential Analysis: Tests and Confidence Intervals*. Springer Science & Business Media (1985)
22. Siegmund, D.: Boundary crossing probabilities and statistical applications. *The Annals of Statistics* pp. 361–404 (1986)
23. Waldmann, K.H.: Bounds to the distribution of the run length in general quality-control schemes. *Statistische Hefte* **27**(1), 37 (1986)
24. Wang, X., Glaz, J.: Variable window scan statistics for normal data. *Communications in Statistics-Theory and Methods* **43**(10-12), 2489–2504 (2014)
25. Wang, X., Zhao, B., Glaz, J.: A multiple window scan statistic for time series models. *Statistics & Probability Letters* **94**, 196–203 (2014)
26. Xia, Z., Guo, P., Zhao, W.: Monitoring structural changes in generalized linear models. *Communications in Statistics Theory and Methods* **38**(11), 1927–1947 (2009)
27. Zhigljavsky, A.A., Kraskovsky, A.E.: *Detection of Abrupt Changes of Random Processes in Radiotechnics Problems*. St. Petersburg University Press, St. Petersburg, Russia (1988). (in Russian)