

Toy Models of Holographic Duality between local Hamiltonians

Tamara Kohler and Toby Cubitt

Department of Computer Science, University College London, UK

E-mail: tamara.kohler.16@ucl.ac.uk, t.cubitt@ucl.ac.uk

ABSTRACT: Holographic quantum error correcting codes (HQECC) have been proposed as toy models for the AdS/CFT correspondence, and exhibit many of the features of the duality. HQECC give a mapping of states and observables. However, they do not map local bulk Hamiltonians to local Hamiltonians on the boundary. In this work, we combine HQECC with Hamiltonian simulation theory to construct a bulk-boundary mapping between local Hamiltonians, whilst retaining all the features of the HQECC duality. This allows us to construct a duality between *models*, encompassing the relationship between bulk and boundary energy scales and time dynamics.

It also allows us to construct a map in the reverse direction: from local boundary Hamiltonians to the corresponding local Hamiltonian in the bulk. Under this boundary-to-bulk mapping, the bulk geometry emerges as an approximate, low-energy, effective theory living in the code-space of an (approximate) HQECC on the boundary. At higher energy scales, this emergent bulk geometry is modified in a way that matches the toy models of black holes proposed previously for HQECC. Moreover, the duality on the level of dynamics shows how these toy-model black holes can form dynamically.

KEYWORDS: holography, duality, tensor networks, quantum error correction, Hamiltonian simulation

ARXIV EPRINT: [1810.08992](https://arxiv.org/abs/1810.08992)

Contents

1	Introduction	1
2	Main results	2
2.1	Rigorous statement of the result	3
2.2	Proof overview	4
3	Discussion	7
3.1	Main result	7
3.2	Boundary to bulk mapping	8
3.3	Black hole formation in HQECC	10
3.4	Other geometries	14
4	Conclusions	14
5	Technical preliminaries	16
5.1	Perfect tensors and pseudo-perfect tensors	16
5.1.1	Stabilizer (pseudo-)perfect tensors	16
5.2	Hyperbolic Coxeter groups	17
5.2.1	Coxeter systems	17
5.2.2	Combinatorics of Coxeter groups	18
5.2.3	Growth rates of Coxeter groups	19
5.3	Hamiltonian simulation	19
5.3.1	Hamiltonian encodings	20
5.3.2	Hamiltonian simulation	21
5.3.3	Perturbative gadgets	22
6	Full technical details	24
6.1	General construction	24
6.1.1	Notation	24
6.1.2	Holographic quantum error correcting codes	25
6.1.3	Surface of the HQECC	26
6.1.4	The metric on the boundary surface of the HQECC	33
6.1.5	Operators on the boundary surface of the HQECC	34
6.1.6	Full holographic duality	35
6.2	HQECC constructed from pentagonal prisms	42
6.2.1	Perfect tensor	43
6.3	HQECC based on the order-4 dodecahedral honeycomb	44
6.3.1	Pseudo-perfect tensor	44
A	(Pseudo-)perfect tensors and absolutely maximally entangled states	46

B (Pseudo-)perfect tensors and quantum error correcting codes	48
C Qudit stabilizer codes and states	49
C.1 Generalised Pauli group	49
C.2 Qudit stabilizer codes	50
D Stabilizer (pseudo-)perfect tensors	50
E Existence of (pseudo-)perfect stabilizer tensors	54
E.1 Classical coding theory	54
E.2 Constructing AME stabilizer states	55
F Perturbative simulations	55
G Translational invariance in the boundary model	59

1 Introduction

The AdS/CFT correspondence is a postulated duality between quantum gravity in $(d + 1)$ -dimensional, asymptotically anti-de-Sitter (AdS) space, and a conformal field theory (CFT) defined on its d -dimensional boundary [30]. It has provided insight into theories of quantum gravity, and has also been used as a tool for studying strongly-interacting quantum field theories. Recently it has been shown that important insight into the emergence of bulk locality in AdS/CFT can be gained through the theory of quantum error correcting codes [3]. This idea has been used to construct holographic quantum error correcting codes (HQECC) [5, 21, 33, 34, 41, 42, 49], which realise many of the interesting structural features of AdS/CFT.

Holographic quantum codes give a map from bulk to boundary Hilbert space, hence also from observables in the bulk to corresponding boundary observables. But the AdS/CFT correspondence is also a mapping between *models*, not just between states and observables; it relates quantum theories of gravity in the bulk to conformal field theories in one dimension lower on the boundary. For holographic code models, this means realising a mapping between local Hamiltonians in the bulk and local Hamiltonians on the boundary.

Since holographic quantum codes give a mapping from any bulk operator to the boundary, one can certainly map any local bulk Hamiltonian to the boundary. But this gives a completely non-local boundary Hamiltonian, with global interactions that act on the whole boundary Hilbert space at once. Local *observables* deep in the bulk are expected to map under AdS/CFT duality to non-local boundary observables, so this is fine – indeed, expected – for observables. But a global Hamiltonian acting on the entire boundary Hilbert space has lost all relation to the boundary geometry; there is no meaningful sense in which it acts in one dimension lower. Indeed, for these toy models on finite dimensional spins, any Hamiltonian whatsoever can be realised using a global operator. For the correspondence between bulk

and boundary models to be meaningful, the local Hamiltonian describing the bulk physics needs to map to a *local* Hamiltonian on the boundary. For this reason, [5, 21, 34, 49] study the mapping of observables and states in their construction, and do not apply it to Hamiltonians.

By standing on the shoulders of the holographic quantum code results, in particular the HaPPY code [34], and combining stabilizer code techniques with the recent mathematical theory of Hamiltonian simulation [9] and techniques from Hamiltonian complexity theory, we build on these previous results to construct a full holographic duality between quantum many-body models in 3D hyperbolic space and models living on its 2D boundary. (We focus on 3D/2D dualities for our explicit constructions, as the smallest dimension where our simulation techniques can be applied, but the techniques extend to boundary dimensions ≥ 2 .) This allows us to extend the toy models of holographic duality in previous HQECC to encompass local Hamiltonians, and in doing so enables us to say something about how energy scales and dynamics in the bulk are reflected in the boundary. It also allows us to explore the duality in the other direction: from boundary to bulk. This gives insight into how the hyperbolic bulk geometry emerges as the geometry of a low-energy effective theory, and how this effective bulk geometry gets distorted at higher energies.

The remainder of the paper is set out as follows. In Section 2 we present our main result, and give an overview of the proof. In Section 3 we discuss the implications of our results, including a toy model of black hole formation within these HQECC. The conclusions are presented in Section 4. The technical background and rigorous mathematical proofs of all the results are given in Section 5 and Section 6, respectively.

2 Main results

In this paper we construct an explicit duality between quantum systems in 3D hyperbolic space, \mathbb{H}^3 , and quantum systems on its 2D boundary, which encompasses states, observables, and local Hamiltonians. The map is a quantum error correcting code, where the logical Hilbert space is a set of ‘bulk’ qudits, which are embedded in a tessellation of \mathbb{H}^3 . The physical Hilbert space is a set of ‘boundary’ qudits, which lie on the 2D boundary of \mathbb{H}^3 . Every state and observable in the bulk/logical Hilbert space is mapped to a corresponding state / observable in the boundary/physical Hilbert space. The error correcting properties of the map means that it is possible to recover from erasure of part of the boundary Hilbert space, as in previous HQECC toy models.

Under our mapping, any local Hamiltonian in the bulk is mapped approximately to a 2-local, nearest-neighbour Hamiltonian in the boundary (where a k -local Hamiltonian is a sum over terms which each act non-trivially on at most k -qudits, and nearest-neighbour means the interactions are only between neighbouring). In the language of error correction, this means that the code subspace of our quantum error correcting code is approximately the low-energy subspace of a 2-local Hamiltonian H_{boundary} , where time evolution in the code subspace is also governed by H_{boundary} .¹

¹Note that this result does not contradict recent results in [11, 48] regarding the incompatibility of continuous symmetries and quantum error correction, as our H_{boundary} contains high-weight terms.

It is important to emphasise that, as in the case of tensor network constructions of HQECC [5, 21, 34, 49], the duality we construct does not per se have anything to do with quantum gravity. It gives a holographic duality for *any* local quantum Hamiltonian, not specifically Hamiltonians modelling quantum gravity. However, this duality does exhibit some of the structural features of the AdS/CFT correspondence. Notably, entanglement wedge reconstruction and redundant encoding are seen in the construction. The Ryu-Takayanagi formula is also approximately obeyed for connected bulk regions.²

Therefore, one natural application of this construction is to toy models of the AdS/CFT correspondence. This requires choosing a bulk Hamiltonian, H_{bulk} , which models semiclassical gravity. Applying our holographic duality to this particular choice of bulk Hamiltonian, the time dynamics and energetic properties of the toy model do then exhibit certain of the features expected of AdS/CFT, in addition to the static features inherited from the underlying HQECC construction (see Section 3 for details). However, this toy model certainly does not capture every aspect of AdS/CFT duality. In particular, the boundary model we obtain is not a conformal field theory or Lorentz-invariant. And it is constructed for non-relativistic quantum mechanical systems in Euclidean space, in which time appears as an external parameter, not relativistic quantum systems in Minkowski space. We make no attempt in this work to understand whether AdS space can be embedded in some suitable way into \mathbb{H}^3 . (Indeed, a more fruitful approach for future research is likely to be to apply the *techniques* we have developed in AdS space, rather than attempting to use the duality on \mathbb{H}^3 directly.)

A complete toy model of AdS/CFT duality would have to address these and many other aspects, as well as incorporating gravity more fully. Our holographic duality is one more step towards such a toy model, going beyond previous HQECC constructions, but as yet still a long way short of a full, mathematically rigorous construction of AdS/CFT.

2.1 Rigorous statement of the result

Our main results are encapsulated in the following theorem:

Theorem 2.1. *Let \mathbb{H}^3 denote 3D hyperbolic space, and let $B_r(x) \subset \mathbb{H}^3$ denote a ball of radius r centred at x . Consider any arrangement of n qudits in \mathbb{H}^3 such that, for some fixed r , at most k qudits and at least one qudit are contained within any $B_r(x)$. Let L denote the minimum radius ball $B_L(0)$ containing all the qudits (which wlog we can take to be centred at the origin). Let $H_{\text{bulk}} = \sum_Z h_Z$ be any local Hamiltonian on these qudits, where each h_Z acts only on qudits contained within some $B_r(x)$.*

Then we can construct a Hamiltonian H_{boundary} on a 2D boundary manifold $\mathcal{M} \in \mathbb{H}^3$ with the following properties:

1. \mathcal{M} surrounds all the qudits, has diameter $O\left(\max(1, \frac{\ln(k)}{r})L + \log \log n\right)$, and is homeomorphic to the Euclidean 2-sphere.

²All these features are inherited from [34], which our construction builds on.

2. The Hilbert space of the boundary consists of a triangulation of \mathcal{M} by triangles of $O(1)$ area, with a qubit at the centre of each triangle, and a total of $O(n(\log n)^4)$ triangles/qubits.
3. Any local observable/measurement M in the bulk has a set of corresponding observables/measurements $\{M'\}$ on the boundary with the same outcome. A local bulk operator M can be reconstructed on a boundary region A if M acts within the greedy entanglement wedge of A , denoted $\mathcal{E}[A]$.³
4. H_{boundary} consists of 2-local, nearest-neighbour interactions between the boundary qubits. Furthermore, H_{boundary} can be chosen to have full local $SU(2)$ symmetry; i.e. the local interactions can be chosen to all be Heisenberg interactions: $H_{\text{boundary}} = \sum_{\langle i,j \rangle} \alpha_{ij} (X_i X_j + Y_i Y_j + Z_i Z_j)$.
5. H_{boundary} is a $(\Delta_L, \epsilon, \eta)$ -simulation of H_{bulk} in the rigorous sense of [9, Definition 23], with $\epsilon, \eta = 1/\text{poly}(\Delta_L)$, $\Delta_L = \Omega(\|H_{\text{bulk}}\|^6)$, and where the interaction strengths in H_{boundary} scale as $\max_{ij} |\alpha_{ij}| = O(\Delta_L^{\text{poly}(n \log(n))})$.

This result allows us to extend toy models of holographic duality such as [5, 21, 34, 49] to include a mapping between local Hamiltonians. In doing so we show that the expected relationship between bulk and boundary energy scales can be realised by local boundary models. In particular, in our construction toy models of static black holes (as originally proposed in [34]) correspond to high-energy states of the local boundary model, as would be expected in AdS/CFT.

Moreover, in our toy model we can say something about how dynamics in the bulk correspond to dynamics on the boundary. Even without writing down a specific bulk Hamiltonian, we are able to demonstrate that the formation of a (toy model) static black hole in the bulk corresponds to the boundary unitarily evolving to a state outside of the code space of the HQECC, as expected in AdS/CFT (see Section 3.3 for details).

Finally, the Hamiltonian simulation construction allows us to derive the mapping in the other direction. Given any local boundary Hamiltonian, one can derive a corresponding bulk Hamiltonian using rigorous formulations of perturbation theory. Constructing boundary-to-bulk mappings is an important goal of full AdS/CFT, where the boundary CFT is better understood, and one of the aims is to understand properties of quantum gravity in the bulk which are less well understood. Our results are a small step in this direction, though as emphasised above they are still a very long way from a full AdS/CFT model.

2.2 Proof overview

To construct the bulk/boundary map between Hilbert spaces, observables and local Hamiltonians described by Theorem 2.1, we combine new tensor network constructions of HQECC

³The entanglement wedge, \mathcal{E}_A is a bulk region constructed from the minimal area surface used in the Ryu-Takayanagi formula. It has been suggested that on a given boundary region, A , it should be possible to reconstruct all operators which lie in \mathcal{E}_A [29]. The greedy entanglement wedge is a discretised version defined in [34, Definition 8]

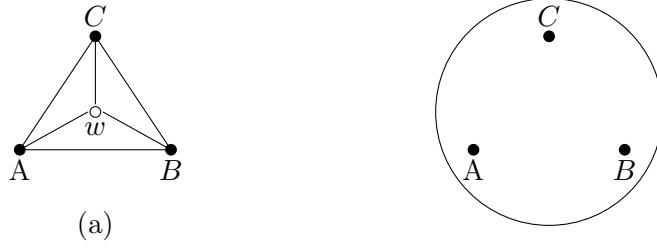


Figure 1. (a) The interaction graph of a Hamiltonian, H , consisting only of two body interactions, whose low-energy effective Hamiltonian approximates to high accuracy the 3-body interaction depicted in (b). The white vertex in (a) represents an ‘ancilla qubit’ - these don’t appear in the low-energy effective Hamiltonian as they are projected into a one-dimensional subspace in this regime. Let $H = \Delta^{\frac{1}{3}} \frac{(-A+B)^2}{2} + \frac{(A^2+B^2)\otimes C}{2} - \Delta^{\frac{2}{3}} \left(C \otimes |1\rangle\langle 1|_w + \frac{(-A+B)\otimes X_w}{\sqrt{2}} \right)$ and let $H_{\text{eff}} = A \otimes B \otimes C$. If we restrict to the subspace with energy below Δ , $H_{\text{eff}} \simeq H$ up to errors of order $\frac{1}{\Delta}$. (More precisely: $\|H|_{\Delta} - H_{\text{eff}}\| \leq \frac{1}{\Delta}$.) The perturbation gadgets used to construct this effective Hamiltonian were developed in [32].

inspired by [34], with techniques originally developed in Hamiltonian complexity theory. The key ingredient that allows us to construct bulk/boundary mappings that preserve locality of the Hamiltonians are generalisations of so-called “perturbation gadgets”, which were originally developed to prove computational complexity results, together with the recently developed theoretical framework of analogue Hamiltonian simulation [9] which allows us to show that these give rise to a full duality between the bulk and boundary physics.

“Perturbation gadgets” give a mathematically rigorous version of a concept that is well known in theoretical physics by other names. The quantum many-body models that are studied in condensed matter physics are understood to be effective theories that approximate the correct physics at low energies. For example, the Born-Oppenheimer approximation assumes the motion of atomic nuclei can be treated independently of their electron clouds, allowing effective models of just the electronic structure of molecules and materials to be derived by assuming the nuclei locations are fixed. These effective models are accurate at low energies. Similarly, since Wilson’s seminal work [46, 47], quantum field theories in high-energy physics are believed to be effective, low-energy theories that emerge from some deeper, underlying model. In atomic and optical physics, one frequently performs perturbation expansions to some finite order to derive effective interaction Hamiltonians.

Perturbation gadgets apply the same general idea to build up Hamiltonians out of one type of interaction, that give rise to low-energy effective Hamiltonians composed of a different type of interaction. The main difference to the standard perturbation theory taught at undergraduate physics is to keep track of rigorous bounds on the approximation errors, rather than to simply truncate a perturbation series at finite order. A typical example of such a gadget is the Hamiltonian depicted in Fig. 1, which consists only of two-body interactions, but whose low-energy effective Hamiltonian approximates to high accuracy a many-body interaction.

In our result, we use similar perturbation gadget methods to show that the highly non-local Hamiltonian that results from mapping a bulk Hamiltonian to the boundary

using tensor network constructions, can be approximated to arbitrarily high accuracy as the emergent, low-energy effective Hamiltonian arising from a two-body, nearest-neighbour, local Hamiltonian on the boundary. The Hamiltonian simulation theory developed in [9] allows us to prove that this approximates the entire physics of the bulk.

[34] constructs a HQECC by building a tensor network composed out of perfect tensors, arranged in a tessellation of hyperbolic 2-space by pentagons. This gives a map from 2D bulk to 1D boundary. However, the perturbative Hamiltonian simulation constructions of [9] only work in 2D or higher, which means we require at least a 3D bulk and 2D boundary.⁴ We must therefore generalise the holographic tensor network codes to a space with a ≥ 2 D boundary – so a ≥ 3 D bulk – as a first step. As it is the smallest dimension in which our techniques work, we focus on constructing explicit 3D/2D dualities. But the techniques we have developed readily extend to any boundary dimension ≥ 2 . When working in \mathbb{H}^2 it is possible to use the Poincare disc model to visualise the tessellations and determine their properties. However, in \mathbb{H}^3 this is more difficult, and generalising the HQECC to 3D and higher requires a more systematic approach. We use hyperbolic Coxeter groups⁵ to analyse honeycombings (higher-dimensional tessellations) of \mathbb{H}^3 . (These techniques also generalise beyond 3D.) A Coxeter system is a pair (W, S) , where W is a group, generated by a set $S \subset W$ of involutions, subject only to relations of the form $(s_i s_j)^{m_{ij}} = 1$ where $m_{ii} = 1$, $m_{ij} \in (\mathbb{N} \setminus 1) \cup \{\infty\}$ for $i \neq j$. Coxeter groups admit a geometric representation as groups generated by reflections. Associated to every hyperbolic Coxeter system is a Coxeter polytope $P \subseteq \mathbb{H}^d$, where P tessellates \mathbb{H}^d . All of the properties of the tessellation can be determined directly from the Coxeter system (W, S) using combinatorics of Coxeter groups. For example, we use the Coxeter relations to prove that the boundary of the HQECC is homeomorphic to the Euclidean 2-sphere.

Generalising the method in [34], we construct tensor networks by taking a Coxeter system (W, S) with Coxeter polytope $P \subseteq \mathbb{H}^3$, and placing perfect tensors in each polyhedral cell of (a finite portion of) the tessellation of \mathbb{H}^3 by P . Each perfect tensor in the interior of the tessellation has one free index, corresponding to a bulk qudit; the other indices are contracted with neighbouring tensors. Tensors at the outer edge can be shown, again using the Coxeter relations, to have between $\lceil \frac{t}{2} \rceil$ and $t - 2$ additional free indices (where the perfect tensor has a total of t indices), which correspond to qudits on the boundary. We can show that if the tessellation of \mathbb{H}^3 associated to a Coxeter system (W, S) has the properties required for a HQECC, then the associated Coxeter polytope P has at least 7 faces, which means we require perfect tensors with at least 8 indices. There are no qubit perfect tensors with ≥ 6 indices [15, 26, 36], so we must use qudit perfect tensors.

In order to later generate a local boundary model using perturbation gadgets, we need the tensor network to preserve the Pauli rank of operators. (As we are working with qudits rather than qubits, we mean *generalised* Pauli operators on qudits, rather than qubit Paulis, and we choose prime-dimensional qudits.) We use perfect tensors which describe qudit

⁴The simulation techniques from [9] cannot be used in 1D as they require a 2D interaction graph. See Appendix F for details of the interaction graphs involved.

⁵Coxeter groups were previously used in [5] to describe tensor networks in \mathbb{H}^2 for toy models of holographic dualities.

stabilizer absolutely maximally entangled states (AMES), constructed via the method in [23] from classical Reed-Solomon codes. Using properties of stabilizer groups, we show that tensor networks composed of these qudit stabilizer perfect tensors preserve the generalised Pauli rank of operators.

This Coxeter polytope qudit perfect tensor network gives a HQECC in \mathbb{H}^3 . The non-local boundary Hamiltonian is given by $H'_{\text{boundary}} = H' + \Delta_S H_S$, where H_S is zero on the code-subspace of the HQECC and at least one on its orthogonal complement, V is the encoding isometry of the HQECC and H' satisfies $VH_{\text{bulk}}V^\dagger = H'\Pi_C = H'VV^\dagger$.⁶ Comparing with the classification of Hamiltonian simulations in [9], this mapping is an example of a simulation. (In fact, a perfect simulation in the terminology of [9].)

In order to construct a local boundary Hamiltonian we first determine the distribution of Pauli weights of the terms in H'_{boundary} from the properties of the Coxeter system. We then use perturbation gadgets to reduce the boundary Hamiltonian to a 2-local planar Hamiltonian. This requires introducing a number of ancilla qudits in the boundary system. The techniques we use follow the methods from [32], however the perturbation gadgets derived in [32] can't be used in our construction as the generalised Pauli operators aren't Hermitian. We therefore generalise those to qudit perturbation gadgets which act on operators of the form $P_A + P_A^\dagger$, where $P_A \in \mathcal{G}_{n,p}$. These gadgets meet the requirements in [6, 9] to be perturbative simulations. Finally we use simulation techniques from [9] to simulate the planar 2-local qudit Hamiltonian with a qubit Hamiltonian on a triangular lattice with full local $SU(2)$ symmetry. (The full technical details and proof are given in Section 6.1.6.)

3 Discussion

3.1 Main result

In our bulk/boundary mapping, local Hamiltonians in 3D hyperbolic space, \mathbb{H}^3 , are mapped to local Hamiltonians on its boundary. At first glance this may appear to be at odds with the bulk reconstruction expected in AdS/CFT, where observables deep in the bulk are expected to map to non-local observables on the boundary CFT. However, while the local simulation in our construction ensures that the boundary *Hamiltonian* is local, it does not affect the locality of *observables*. As in the HaPPY code, observables deep in the bulk in our construction map to observables which require a large fraction of the boundary to be reconstructed, while observables near the boundary of the HQECC can be reconstructed on smaller fractions of the boundary (see point 3 from Theorem 2.1 for details). This includes local Hamiltonian terms in the bulk when viewed as energy *observables*. For a local Hamiltonian term deep in the bulk, the corresponding energy observable on the boundary is not a single local term in the boundary Hamiltonian, but is made up a sum over many local terms acting across a large area of the boundary.

Point 1 from Theorem 2.1 demonstrates that the boundary surface in our construction really is a boundary geometrically. The radius of the boundary surface is at a distance

⁶ H'_{boundary} is not unique, as expected in AdS/CFT

$\log \log n$ from the n bulk qudits. In Section 3.4 we compare this with the spherical and Euclidean case.

Point 4 from Theorem 2.1, which follows immediately from work in [9], says that we can always choose that the boundary Hamiltonian in our holographic duality has full local $SU(2)$ symmetry. This hints at the possibility of systematically incorporate local symmetries into the construction, such as gauge symmetries. Doing so would involve tailoring our general construction to specific bulk models of interest, which is an intriguing possibility that we leave to future work.

Finally it is worth commenting on the energy scales in the construction. There are two large energy scales. The first, Δ_S , is the energy penalty applied to boundary states which violate stabilizers of the HQECC. Above this energy scale, the geometry of the corresponding tensor network in the bulk is modified in a way that corresponds to toy models of black holes proposed previously [34]. We discuss this more fully in Section 3.3. The second, Δ_L , is the energy scale at which the local simulation of point 5 from Theorem 2.1 breaks down. At energies above Δ_L there is no longer any meaningful duality between bulk and boundary.

3.2 Boundary to bulk mapping

So far throughout this paper we have considered the tensor network as a map from bulk to boundary. But one of the holy grails of AdS/CFT is to construct a mapping in the opposite direction: from boundary to bulk, as that opens up the possibility of studying bulk quantum gravity via the better-understood boundary CFT. Our construction allows us to construct a toy model of such a boundary-to-bulk mapping.

Consider the boundary Hamiltonian H_{boundary} dual to some k -local bulk Hamiltonian H_{bulk} on n_{bulk} qudits, from Theorem 2.1. Whatever the form of H_{bulk} , H_{boundary} can always be decomposed in the form:

$$H_{\text{boundary}} = \Delta_L H_L + \Delta_S \tilde{H}_S + \tilde{H}_{\text{bulk}} \quad (3.1)$$

where $H_L = \sum_{i \in \mathcal{A}} H_{i0}$ contains 1-body terms which act exclusively on the ancilla qubits \mathcal{A} , with interaction strengths $\geq \Delta_L$ (these arise from the perturbation gadget techniques); \tilde{H}_S contains all the terms arising from the perturbative simulation of the stabilizer Hamiltonian H_S (apart from the 1-body terms already included in H_L); and \tilde{H}_{bulk} contains all the remaining terms arising from the perturbative simulation of H_{bulk} (again, apart from the 1-body terms included in H_L).

Let:

$$H_{\text{generic}} = \Delta_L H_L + \Delta_S \tilde{H}_S, \quad (3.2)$$

which is the boundary Hamiltonian dual to the zero Hamiltonian in the bulk. We can recover a geometric interpretation of the bulk from Eq. (3.2). Consider decomposing $H_{\text{generic}}|_{\frac{\Delta_L}{2}}$ into subspaces \mathcal{H}_n of energy $(n - 1/2)\Delta_S \leq E \leq (n + 1/2)\Delta_S$ for $n \in \mathbb{N}$ such that $E \leq \frac{\Delta_L}{2}$. Note that Lemma 6.9 and the fact that \tilde{H}_S is a simulation (Definition 5.2.3) of H_S , $H_{\text{generic}}|_{\frac{\Delta_L}{2}}$ is block-diagonal with respect to the Hilbert space decomposition $\mathcal{H}_{\text{boundary}} = \bigoplus_n \mathcal{H}_n$.

A boundary state $|\psi\rangle_{\text{boundary}}$ with support only on the subspace \mathcal{H}_0 corresponds to the bulk geometry of an unperturbed tensor network. This subspace \mathcal{H}_0 is precisely the

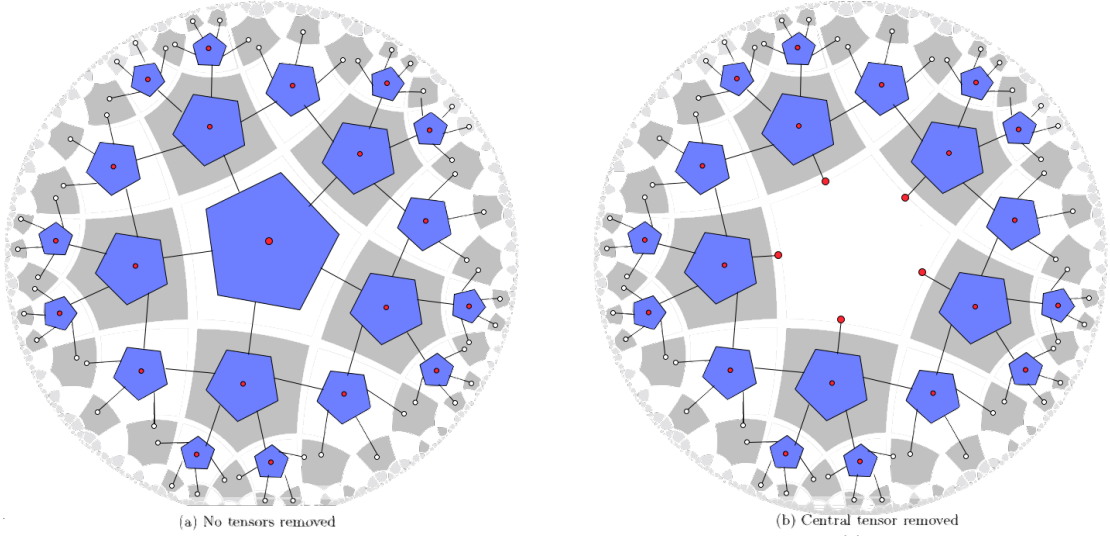


Figure 2. (a) The pentagon code from [34]. Red dots indicate bulk (logical) indices, white dots indicate boundary (physical) indices. (b) The pentagon code from [34] with the central tensor removed. The indices from neighbouring tensors which were contracted with the central tensor are now logical indices.

image of the isometry defined by the full tensor network. Thus the bulk state $|\psi\rangle_{\text{bulk}}$ dual to $|\psi\rangle_{\text{boundary}}$ can be recovered by applying the inverse of the encoding isometry V_0 for the unbroken tensor network: $|\psi\rangle_{\text{bulk}} = V_0^\dagger |\psi\rangle_{\text{boundary}}$.

A boundary state $|\psi\rangle_{\text{boundary}} \in \mathcal{H}_n$ with $n \geq 1$ corresponds to a bulk geometry where one or more of the tensors in the network has been removed (see Fig. 2 for details). To see this, note that a state on the boundary is in $\mathcal{H}_{n \geq 1}$ iff it has violated one of the stabilizer terms of the HQECC (see Lemma 6.9). In the bulk it isn't meaningful to talk about states violating stabilizer terms, as the stabilizers don't act on the same Hilbert space as the bulk indices. However, if a tensor is removed from the network, the stabilizer terms associated with that tensor *do* act on the bulk indices of this modified tensor network. Therefore, for any boundary state $|\psi\rangle_{\text{boundary}} \in \mathcal{H}_n$, it is possible to determine whether it is associated with a bulk geometry which contains holes in the tensor network ($n > 0$), and how many (n), by considering just H_{generic} . Moreover, if the bulk geometry does contain holes, the location of holes can be inferred from which stabilizer terms in H_{generic} are violated by $|\psi\rangle_{\text{boundary}}$. Since (see Lemma 6.9) states violating different stabilizer terms are orthogonal, the subspace \mathcal{H}_n corresponding to n holes in the bulk further decomposes into $\mathcal{H}_n = \bigoplus_c \mathcal{H}_{n,c}$, where the sum is over all configurations c of n holes in the tensor network. The dual bulk state can be recovered by applying the inverse of the encoding isometry $V_{n,c}$ of the tensor network with holes in the appropriate locations: $|\psi\rangle_{\text{bulk}} = V_{n,c}^\dagger |\psi\rangle_{\text{boundary}}$.

By linearity, states $|\psi\rangle_{\text{boundary}}$ with support across multiple subspaces $\bigoplus_n \bigoplus_i \mathcal{H}_{n,c}$ correspond to coherent superpositions of states with different bulk geometries, and the dual state in the bulk can be recovered via: $|\psi\rangle_{\text{bulk}} = \bigoplus_n \bigoplus_c V_{n,c}^\dagger |\psi\rangle_{\text{boundary}}$. All of this also

extends to observables and operators on $\mathcal{H}_{\text{boundary}}$ in the obvious way.

A very similar analysis applies to general boundary Hamiltonians of the form Eq. (3.1). H_{generic} determines the subspace decomposition $\mathcal{H}_{\text{physical}} = \bigoplus_n \bigoplus_c \mathcal{H}_{n,c}$ as before, which is independent of \tilde{H}_{bulk} , giving exactly the same bulk geometric interpretation of states in (and operators on) $\mathcal{H}|_{\frac{\Delta_L}{2}} = \mathcal{H}_{\text{physical}} = \bigoplus_n \bigoplus_c \mathcal{H}_{n,c}$. The only new aspect is how to recover the bulk Hamiltonian H_{bulk} dual to \tilde{H}_{bulk} .

If we consider $\tilde{H}_{\text{bulk}}|_{\frac{\Delta_L}{2}}$, all ancilla qudits are projected onto a one-dimensional subspace by $\Delta_L H_L$, so do not appear. Thus the resulting Hamiltonian only acts on the ‘physical’ qudits in the boundary theory, $\mathcal{H}_{\text{physical}}$. (I.e. the same Hilbert space as the non-local boundary Hamiltonian $H'_{\text{boundary}} = H' + \Delta_S H_S$ obtained by pushing bulk interactions and stabilizers through the tensor network, see Section 2.2 for discussion, or Step 1 of Theorem 6.10 for full details.)

We can make the relationship between this Hamiltonian and the bulk geometry explicit, by considering how it looks with respect to the Hilbert space decomposition $\mathcal{H}_{\text{physical}} = \bigoplus_n \bigoplus_c \mathcal{H}_{n,c}$. For example, its action on the Hilbert space of the unbroken tensor network is given by:

$$H_{\text{bulk},0} = V_0 \tilde{H}_{\text{bulk}}|_{\mathcal{H}_0} V_0^\dagger \quad (3.3)$$

For general \tilde{H}_{bulk} , the resulting $H_{\text{bulk},0}$ will not have any particular local structure. However, there do exist \tilde{H}_{bulk} that give rise to every k -local $H_{\text{bulk},0}$. Indeed, we know exactly what form the \tilde{H}_{bulk} corresponding to k -local $H_{\text{bulk},0}$ take, because these are precisely the Hamiltonians we constructed in Theorem 2.1 going in the other direction! Moreover, if we start with a \tilde{H}_{bulk} which is dual to a k -local $H_{\text{bulk},0}$, and add weak terms coupling e.g. \mathcal{H}_0 and \mathcal{H}_1 , then the resulting H_{bulk} will have a $H_{\text{bulk},0}$ as a low-energy effective theory for energies $< \Delta_S$. But it will now be possible for a state $|\psi\rangle \in \mathcal{H}_0$ to evolve to a state $|\varphi\rangle \in \mathcal{H}_1$ under the action of H_{bulk} .

3.3 Black hole formation in HQECC

In [34] it was suggested that black holes can be incorporated into HQECC models of AdS/CFT by removing tensors from the tensor network. Recall, if a tensor is removed from the bulk then its one logical index is replaced by $t - 1$ logical indices, corresponding to the indices that were previously contracted with the missing tensor (see Fig. 3).

This increases the code subspace of the boundary Hilbert space, and [34] suggested that this can be interpreted as describing bulk configurations which contain a black hole. It is noted in [34] that this model ensures that every boundary state is dual to a bulk state, and that black hole entropy scales with area, as expected from the Bekenstein-Hawking bound [4, 20].

This method of incorporating black holes into HQECC toy models of holography may at first appear ad hoc and artificial. However, by extending the toy models of holographic duality to encompass Hamiltonians, it emerges more naturally, and can also be extended to toy models of black hole *formation*. Indeed, by considering the boundary dynamics dual to black hole formation in the bulk, we will see that removing a tensor from the network is the only way to preserve energy under unitary dynamics.

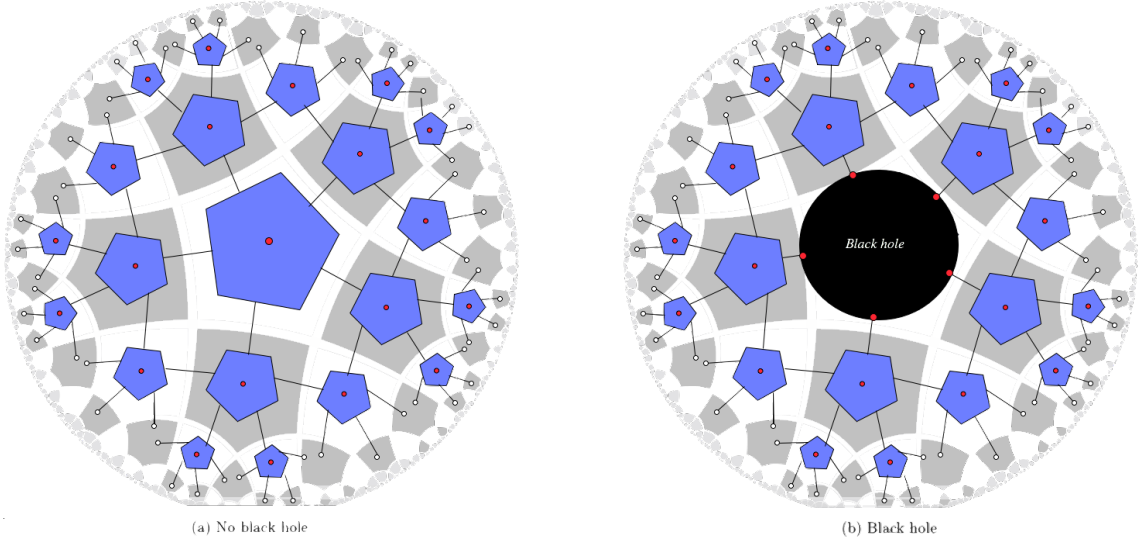


Figure 3. (a) The pentagon code from [34]. Red dots indicate bulk (logical) indices, white dots indicate boundary (physical) indices. (b) The pentagon code from [34] with a central black hole. The central tensor has been removed, and the indices from neighbouring tensors which were contracted with the central tensor are now logical indices.

Consider a HQECC, with boundary Hamiltonian:

$$H_{\text{boundary}} = H_{\text{generic}} + \tilde{H}_{\text{bulk}} \quad (3.4)$$

where H_{generic} is as defined in the previous section. We will choose \tilde{H}_{bulk} to ensure that $H_{\text{bulk},0}$ is some local Hamiltonian which models semi-classical gravity, given by:

$$H_{\text{bulk},0} = \sum_Z h_Z \quad (3.5)$$

where the parameter Δ_S in H_{generic} satisfies: $\Delta_S \gg \|h_Z\|$, but $\Delta_S < \sum_Z \|h_Z\|$. To see that it is always possible to choose \tilde{H}_{bulk} which gives $H_{\text{bulk},0}$ of this form, note that we could push $H_{\text{bulk},0}$ through the tensor network and construct such a \tilde{H}_{bulk} . Here we are allowing ourselves the freedom to add some additional perturbation to \tilde{H}_{bulk} .

Consider the boundary state:

$$|\psi_1\rangle = \otimes_x \bar{A}_x |\psi_0\rangle \quad (3.6)$$

where ψ_0 is the vacuum state (the ground state), $\bar{A}_x = W^\dagger A_x W$ is the boundary operator dual to some local bulk operator A_x , and the tensor product is over $O(n)$ boundary operators, which correspond to bulk local operators acting on a shell of $O(n)$ qudits near the boundary.⁷ This boundary state corresponds to a shell of matter in the bulk near the boundary.

Each bulk local excitation will pick up energy, δ_E , from only a few of the local h_Z terms, but the overall state will have large energy from summing over all these contributions. The

⁷The hyperbolic geometry ensures that there are $O(n)$ qudits in a shell near the boundary.

energy on the boundary is equal to the energy in the bulk theory, so we must have:

$$\langle \psi_1 | H_{\text{boundary}} | \psi_1 \rangle = \sum_{x=0}^{O(n)} \delta_E = O(n\delta_E). \quad (3.7)$$

For suitably chosen Δ_S , the total energy of this configuration $E(|\psi_1\rangle) = O(n\delta_E) > \Delta_S$. However, the local operators \bar{A}_x are encoded versions of bulk operators, so acting on $|\psi_0\rangle$ with \bar{A}_x will not take the state outside of the code subspace. Therefore, $|\psi_1\rangle$ is in the code subspace of the HQECC.

The boundary will evolve under H_{boundary} . The bulk time dynamics can be approximated by $H_{\text{bulk},0}$. This will lead to an error ϵt that increases only linearly in t [9, Proposition 29]. So this approximation will be valid for sufficiently long times.

If we assume that under the action of $H_{\text{bulk},0}$ this shell of matter collapses inwards towards the centre of the HQECC (as would be expected from a Hamiltonian that models gravity), then the bulk will unitarily evolve to a configuration where most regions are in a low energy state (with respect to the Hamiltonians that act there), and most of the energy comes from a few ($O(1)$) terms near the centre of the HQECC. Denote the boundary state dual to this bulk configuration by $|\psi_2\rangle$.

The evolution is unitary, so we must have that:

$$\langle \psi_2 | H_{\text{boundary}} | \psi_2 \rangle = \langle \psi_1 | H_{\text{boundary}} | \psi_1 \rangle \quad (3.8)$$

where $\langle \psi_1 | H_{\text{boundary}} | \psi_1 \rangle = O(n\delta_E) > \Delta_S$. The bulk must have the same energy as the boundary. But the maximum energy the bulk could have picked up from $O(1)$ h_Z terms is given by:

$$\sum_{x=0}^{O(1)} \|h_Z\| = O(\|h_Z\|). \quad (3.9)$$

By assumption $\Delta_S \gg \|h_Z\|$, so it is not possible for the bulk to pick up energy greater than Δ_S from $O(1)$ h_Z terms.

If we consider the boundary system, it is possible for the boundary to pick up energy greater than Δ_S either from (the encoded version) of many h_Z terms, or by violating one of the stabilizers of the HQECC. Since the bulk state dual to $|\psi_2\rangle$ cannot pick up energy from many h_Z terms, the only way for $|\psi_2\rangle$ to pick up energy greater than Δ_S is to violate a stabilizer term.

Violating a stabilizer corresponds to picking up energy from the \tilde{H}_S term in the boundary Hamiltonian. On the boundary it is clear that if we begin in a state inside the code space with energy greater than Δ_S it is possible to unitarily evolve to a state which is outside the code space and violates a stabilizer (provided that \tilde{H}_{bulk} does not commute with \tilde{H}_S – see discussion below).

In the undisturbed bulk geometry it is not meaningful to talk about violating a stabilizer, as the stabilizers do not act on the same Hilbert space as the bulk logical indices. If, however, one of the bulk tensors has been removed, as in the models of black holes from [34], then the stabilizers corresponding to the removed tensor *do* act on the Hilbert space of the $t-1$ new logical indices, and it is meaningful to talk about these stabilizers being violated.

Therefore, the only way for the system to conserve energy under these dynamics is for the tensor network corresponding to the boundary state to be ‘broken’, and for at least one of the stabilizers corresponding to the missing tensor to be violated. This process therefore predicts the dynamical formation of a toy model black hole as proposed in [34].

In order for this process to occur we must have:

$$[\tilde{H}_S, \tilde{H}_{\text{bulk}}] \neq 0 \quad (3.10)$$

(If we had some \tilde{H}'_{bulk} which commuted with \tilde{H}_S then there would be no coupling between the code-space, $\mathcal{C} \in \mathcal{H}_{\text{boundary}}$, and the rest of the boundary, $\bar{\mathcal{C}} \in \mathcal{H}_{\text{boundary}}$. So it would not be possible for $|\psi_1\rangle \in \mathcal{C}$ to unitarily evolve to $|\psi_2\rangle \in \bar{\mathcal{C}}$.)

In the bulk, Eq. (3.10) implies that $H_{\text{bulk},0}$ is a low energy effective theory. The full bulk Hamiltonian includes some coupling between \mathcal{H}_0 and $\mathcal{H}_{\geq 1}$ (where \mathcal{H}_n is as defined in the previous section). It therefore doesn’t act only on the logical indices of the unbroken tensor network, and so the tensor network is always an approximation to the actual bulk theory. Another recent paper which examined bulk geometries containing black holes also showed that the bulk reconstruction in AdS/CFT is necessarily only approximate [22].

Eq. (3.10) also implies that the toy model black hole degrees of freedom will (in general) be entangled with the rest of the tensor network. We can write the boundary Hamiltonian as:

$$H_{\text{boundary}}|_{\frac{\Delta_L}{2}} = H_{\mathcal{C}} \otimes \mathbb{1} + \mathbb{1} \otimes H_{\bar{\mathcal{C}}} + \text{coupling terms} \quad (3.11)$$

where Eq. (3.10) ensures that the coupling terms are non-zero. Since the coupling terms are non-zero, any boundary state which is separable across the $\mathcal{C} / \bar{\mathcal{C}}$ partition (equivalently, any bulk state which is separable across the black hole boundary) is not a stationary state of H_{boundary} , so separable states will always evolve to entangled states. Therefore, the black hole degrees of freedom (if we trace out the rest of the tensor network) will always evolve to a mixed state. Similarly, on the boundary tracing out part of the system will lead to a mixed state. In this sense the black hole (and the equivalent state on the boundary) has thermalized.

It also follows from this discussion that the toy models of black holes correspond to high energy states on the boundary, which pick up their energy from a small number of high energy terms in the Hamiltonian.

Therefore, with an appropriately chosen \tilde{H}_{bulk} , we can model black hole formation in our HQECC. No information is lost in this process (as the dynamics are unitary we can always reverse them). But the isometry which takes bulk states to boundary states will have changed, so the ‘dictionary’ for reconstructing the bulk state from the boundary state will be different. In particular, the fraction of the boundary needed to reconstruct an operator acting on the central bulk region will increase in the presence of a toy-model black hole.

To see this consider a central black hole where one tensor is removed from the HQECC. An operator which acts on the degrees of freedom representing the black hole acts on all $t - 1$ of the logical indices, so will need to be pushed through all of the $t - 1$ tensors at radius 1 in the HQECC. In the absence of any black hole an operator acting on the central bulk index could be reconstructed via pushing through just $\lceil \frac{t}{2} \rceil$ of the tensors at radius 1 in

the HQECC. Thus the fraction of the boundary needed for bulk reconstruction of the centre has increased.

Throughout this discussion we have concentrated on a black hole in the centre of the bulk for clarity, but these qualitative conclusions apply equally well to black holes situated at any point in the bulk.

3.4 Other geometries

We have constructed a duality between quantum many-body models in \mathbb{H}^3 and models living on its 2D boundary, as a toy model for a duality between Anti-de Sitter space and its boundary. From a cosmological perspective it would also be interesting to consider toy models of dualities between positively curved / flat geometries, and their boundaries.

There is no reason to suspect that the error correcting properties of AdS/CFT should be recreated in such dualities, so it is not clear that the error correcting code constructions of HQECC will be relevant. However, the analogue Hamiltonian simulation theory from [9] can be applied in any geometry. It follows immediately from the results in [9] that it is possible to construct a duality between Euclidean or spherical geometry in dimension 3, and a 2D ‘boundary’ surface. However, it is not clear whether such a ‘boundary’ surface can be considered a geometric boundary in any meaningful sense.

In Euclidean geometry, results from [9] imply that in order to simulate n bulk qudits in \mathbb{E}^3 with a local boundary model requires $O(\text{poly}(n))$ boundary qudits. If we maintain the density of qudits from the bulk on the boundary, this implies that if the bulk qudits were contained in a ball of radius R , then the boundary surface would be at a radius $R' = O(R + \text{poly}(n))$. So the distance between the bulk qudits and the boundary surface would increase polynomially with n .

The situation in the positively curved case is worse. \mathbb{S}^3 is finite, so the boundary surface required to simulate n qudits which lie in \mathbb{S}^3 might not itself lie in \mathbb{S}^3 . Therefore, while it is possible to construct a duality between \mathbb{E}^3 or \mathbb{S}^3 and a 2D surface, it is not clear whether such a duality could be considered a bulk / boundary mapping.

4 Conclusions

Even in the absence of a duality at the level of Hamiltonians, holographic quantum codes such as [34] already provide a simple, tractable toy model of many of the interesting static features expected of the real AdS/CFT “dictionary”, such as redundant encoding and complementary recovery of information on the boundary [3, 19], entropic relations such as the Ryu-Takayanagi formula [38, 39], and even toy models of (static) black holes satisfying the Bekenstein-Hawking bound [4, 20]. However, without a holographic mapping between local Hamiltonians, these toy models give more limited insight into the relationship between bulk and boundary energy scales – a key aspect of AdS/CFT, where non-classical bulk spacetime geometries are believed to correspond to high-energy boundary state. More importantly, HQECC alone gave no insight into how dynamics in the bulk is reflected in the boundary.

By extending the toy models of holographic duality to encompass Hamiltonians, we show one way to complete this “dictionary”. For example, it follows almost immediately from our construction that the toy models of static black holes proposed in [34] do indeed correspond to high-energy states of the local boundary model, which moreover pick up their energy from a small number of high-energy terms in the boundary Hamiltonian.

More intriguingly, our construction allows these toy models to say something about how dynamics in the bulk is reflected in the boundary. Even without writing down any specific local bulk Hamiltonian, the structure of the bulk/boundary mapping we construct implies that dynamics in the bulk is dual to boundary dynamics with some of the qualitative features of AdS/CFT duality. In particular we show that the formation of a (toy model) black hole in the bulk dynamics is dual to a boundary dynamics in which local excitations unitarily evolve to a non-local excitation that lives outside the code space.

On the other hand, our construction shows that *any* local Hamiltonian in the bulk has a corresponding local boundary model. This implies that, at least in these toy models, the holographic duality has little to do with quantum gravity per se, but is entirely a consequence of the hyperbolic geometry.

Our construction also inherits some of the drawbacks of the HaPPY code. In particular, the Ryu-Takayanagi formula is not obeyed exactly for arbitrary bulk regions; there exist certain pathological choices of boundary region, A , for which there are bulk operators that are not recoverable on A nor on A^c (violating complementary recovery). Like the HaPPY code, the tensor network cannot describe sub-AdS geometry as it is only defined at scales larger than the AdS radius. A number of holographic codes have been constructed which build on the HaPPY code and do not have these drawbacks. Notable examples include bidirectional holographic codes (BHC) composed of pluperfect tensors [49], and random tensor network constructions [21]. It should be feasible to apply the framework developed in this paper to stabilizer BHCs or stabilizer random tensor networks [31], to construct a toy model of holographic duality which remedies these defects.

Another way to complete the holographic ‘dictionary’ was suggested in [33], where it is argued that the dynamics for a particular holographic state should be the unitary representation of Thompson’s group (a discrete analogue of the conformal group).⁸ While [33] concentrates on a particular holographic state, they discuss how to generalise their results. The key advantage of the method in [33] is that it gives a boundary system which is conformally invariant, as would be expected in AdS/CFT. However, the results in [33] apply to holographic states, not holographic codes. A subspace of the boundary Hilbert space is identified as the bulk Hilbert space in [33], but it is not clear that this is redundantly encoded in the boundary, as would be expected in AdS/CFT. Even if one identified a good boundary Hilbert space and a symmetry subgroup to identify with time dynamics, there is no reason to expect the generators of this time dynamics will be local. In our construction we have not attempted to include conformal invariance in the boundary theory (although it in certain cases it does exhibit ‘block translational invariance’ - see Appendix G for details). An interesting avenue of further research would be to look into combining the work done in

⁸A holographic state is a holographic code with no bulk logical indices.

this paper, with the methods in [33] to construct a bulk-boundary correspondence between Hamiltonians which has the error-correction properties of holographic codes, as well as a conformally invariant boundary.

The main limitation of our result is the usual one stemming from the use of perturbation gadgets: the coupling strengths α_{ij} in the boundary Hamiltonian H_{bulk} are very far from uniform. Indeed, some coupling strengths will be $O(1)$ whilst others are $O\left(\Delta_L^{\text{poly}(n \log(n))}\right)$, where $\Delta_L = \Omega\left(\|H_{\text{bulk}}\|^6\right)$. High-energy interactions on the boundary perhaps matter less here than in Hamiltonian complexity results, since the motivation for holographic duality is to model high-energy physics phenomena. Nonetheless, it would be interesting to understand if a large range of interaction energy scales is a necessary feature of toy models of holographic duality, or an artefact of our proof techniques. Recent results in [11, 48] indicate that this feature may be inherent to any mapping to a local boundary Hamiltonian.

5 Technical preliminaries

5.1 Perfect tensors and pseudo-perfect tensors

Perfect tensors were first introduced in [34], where they were used in the construction of HQECC from a 2D bulk to a 1D boundary.

Definition 5.0.1 (Perfect tensors, definition 2 from [34]). *A $2m$ -index tensor $T_{a_1 a_2 \dots a_{2m}}$ is a perfect tensor if, for any bipartition of its indices into a set A and a complementary set A^c with $|A| \leq |A^c|$, T is proportional to an isometric tensor from A to A^c .*

This definition is equivalent to requiring that the tensor is a unitary from any set of m legs to the complementary set.

For one of the constructions in this work we introduce a generalisation of perfect tensors:

Definition 5.0.2 (Pseudo-perfect tensors). *A $2m+1$ -index tensor $T_{a_1 a_2 \dots a_{2m+1}}$ is a pseudo-perfect tensor if, for any bipartition of its indices into a set A and a complementary set A^c with $|A| < |A^c|$, T is proportional to an isometric tensor from A to A^c .*

The states described by (pseudo-)perfect tensors are absolutely maximally entangled (AME) (see Appendix A for details). Furthermore, viewed as an isometry from k indices to n indices, a t -index (pseudo-)perfect tensor is the encoding isometry of a $[n, k, d]$ code, where $t = n + k$ and $d = \lfloor \frac{t}{2} \rfloor - k + 1$ (see Appendix B for proof).

5.1.1 Stabilizer (pseudo-)perfect tensors

For this work we will be specifically interested in stabilizer (pseudo-)perfect tensors:

Definition 5.0.3 (Stabilizer (pseudo-)perfect tensors). *Stabilizer (pseudo-)perfect tensors describe stabilizer AME states.*⁹

⁹See Appendix B for definition of stabilizer state and stabilizer code.

In Appendix C we demonstrate that stabilizer (pseudo-)perfect tensors describe stabilizer QECC. Furthermore, they map Pauli rank one operators to Pauli rank one operators in a consistent basis.

It is possible to construct a t -index (pseudo-)perfect stabilizer tensor for arbitrarily large t by increasing the local Hilbert space dimension. Details of the construction are given in Appendix D.

5.2 Hyperbolic Coxeter groups

5.2.1 Coxeter systems

The HQECC presented in this paper are tensor networks embedded in tessellations of \mathbb{H}^3 . We use Coxeter systems to analyse these tessellations.¹⁰

Definition 5.0.4 (Coxeter system [43]). *Let $S = \{s_i\}_{i \in I}$, be a finite set. Let $M = (m_{i,j})_{i,j \in I}$ be a matrix such that:*

- $m_{ii} = 1, \forall i \in I$
- $m_{ij} = m_{ji}, \forall i, j \in I, i \neq j$
- $m_{ij} \in (\mathbb{N} \setminus \{1\}) \cup \{\infty\}, \forall i, j \in I, i \neq j$

*M is called the Coxeter matrix. The associated Coxeter group, W , is defined by the presentation.*¹¹

$$W = \langle S \mid (s_i s_j)^{m_{ij}} = 1 \forall i, j \in I \rangle \quad (5.1)$$

The pair (W, S) is called a Coxeter system.

To understand the connection between Coxeter systems and tessellations of hyperbolic space we need to introduce the notion of a Coxeter polytope.

Definition 5.0.5. *A convex polytope in $\mathbb{X}^d = \mathbb{S}^d, \mathbb{E}^d$ or \mathbb{H}^d is a convex intersection of a finite number of half spaces. A Coxeter polytope $P \subseteq \mathbb{X}^d$ is a polytope with all dihedral angles integer submultiples of π .*

A Coxeter system can be associated to every Coxeter polytope. Let $(F_i)_{i \in I}$ be the facets of P , and if $F_i \cap F_j \neq \emptyset$ set $m_{ij} = \frac{\pi}{\alpha_{ij}}$, where α_{ij} is the dihedral angle between F_i and F_j . Set $m_{ii} = 1$, and if $F_i \cap F_j = \emptyset$ set $m_{ij} = \infty$. Let s_i be the reflection in F_i . The Coxeter group with Coxeter matrix $(m_{ij})_{i,j \in I}$ is a discrete subgroup of $Isom(\mathbb{X}^d)$, generated by reflections in the facets of P , and P tiles \mathbb{X}^d [10].

Coxeter systems can be represented by Coxeter diagrams, where a vertex is associated to every s_i (or equivalently to every facet in the corresponding Coxeter polytope). Vertices are connected by edges in the following manner:

¹⁰An overview of hyperbolic Coxeter groups can be found at [12].

¹¹A group presentation $\langle S \mid R \rangle$, where S is a set of generators and R is a set of relations between the generators, defines a group which is (informally) the largest group which is generated by S and in which all the relations in R hold.

- If $m_{ij} = 2$ (i.e. facets F_i and F_j in the Coxeter polytope are orthogonal) there is no edge between the vertices representing s_i and s_j
- If $m_{ij} = 3$ (i.e. the dihedral angle between F_i and F_j is $\frac{\pi}{3}$) there is an unlabelled edge between vertices representing s_i and s_j
- If $m_{ij} \in \mathbb{N} \setminus \{1, 2, 3\}$ (i.e. the dihedral angle between F_i and F_j is $\frac{\pi}{m_{ij}}$) there is an edge labelled with m_{ij} between vertices representing s_i and s_j
- If $m_{ij} = \infty$ (i.e. facets F_i and F_j in the Coxeter polytope diverge) there is a dashed edge between the vertices representing s_i and s_j

A Coxeter group is irreducible if its Coxeter diagram is connected.

Faces of P correspond to subsets of S that generate finite Coxeter groups:¹²

Lemma 5.1 (From [44]). *$f = \cup_{i \in I} F_i$ is a codimension $|I|$ face of P if and only if $\{s_i \mid i \in I\}$ generates a finite Coxeter group.*

5.2.2 Combinatorics of Coxeter groups

In this section we briefly introduce the notions which are used later in the paper.

Let (W, S) be a Coxeter system. Every element $w \in W$ can be written as a product of generators:

$$w = s_1 s_2 \dots s_k \text{ for } s_i \in S \quad (5.2)$$

This description is not unique. We can define a length function with respect to the generating set S such that $l_S(1) = 0$, and:

$$l_S(w) = \min\{l \in \mathbb{N} \mid s_1 s_2 \dots s_l = w\} \quad (5.3)$$

An expression for w with the minimum number of generators, $s_1 s_2 \dots s_{l_S(w)}$ is called a reduced word for w .

Coxeter groups satisfy the Deletion Condition:

Definition 5.1.1 (Deletion Condition). *Let (W, S) be a pair where W is a group and S is a generating set for W consisting entirely of elements of order two. We say that this pair satisfies the Deletion Condition if for any non reduced word $s_1 \dots s_r$ over S there are two indices i and j such that:*

$$s_1 \dots s_r = s_1 \dots \hat{s}_i \dots \hat{s}_j \dots s_r \quad (5.4)$$

where the carets indicate omission.

The length function on Coxeter groups has a number of important properties:

- (i) $l_S(ws) = l_S(w) \pm 1$ for all $s \in S$
- (ii) $l_S(sw) = l_S(w) \pm 1$ for all $s \in S$

¹²This does not apply to ideal vertices (vertices at the boundary of \mathbb{X}^d) however in this paper we are only concerned with compact polyhedra, which do not have vertices at infinity.

- (iii) $l_S(w^{-1}) = l_S(w)$ for all $w \in W$
- (iv) $|l_S(u) - l_S(w)| \leq l_S(uw) \leq l_S(u) + l_S(w)$ for all $u, w \in W$
- (v) $d(u, w) = l_S(u^{-1}w)$ for $u, w \in W$ is a metric on W (referred to as the word metric)

By conditions (i) and (ii), if we define the following sets:

$$\begin{aligned}
\mathcal{D}_R(w) &= \{s \in S \mid l_S(ws) = l_S(w) - 1\} \\
\mathcal{A}_R(w) &= \{s \in S \mid l_S(ws) = l_S(w) + 1\} \\
\mathcal{D}_L(w) &= \{s \in S \mid l_S(sw) = l_S(w) - 1\} \\
\mathcal{A}_L(w) &= \{s \in S \mid l_S(sw) = l_S(w) + 1\}
\end{aligned} \tag{5.5}$$

then we have $\mathcal{D}_R(w) \cup \mathcal{A}_R(w) = \mathcal{D}_L(w) \cup \mathcal{A}_L(w) = S$ and $\mathcal{D}_R(w) \cap \mathcal{A}_R(w) = \mathcal{D}_L(w) \cap \mathcal{A}_L(w) = \{\}$. We refer to $\mathcal{D}_R(w)$ and $\mathcal{D}_L(w)$ ($\mathcal{A}_R(w)$, $\mathcal{A}_L(w)$) as the right and left descent sets (ascent sets) of w respectively.

Lemma 5.2 (Corollary 2.18 from [1]). *For all $w \in W$, the Coxeter groups generated by $\mathcal{D}_R(w)$ and $\mathcal{D}_L(w)$ are finite.*¹³

The irreducible finite Coxeter groups are classified in Table 1. A general Coxeter group is finite if and only if each connected component of the Coxeter graph generates a finite group.

Finally, we note that if $s \in \mathcal{D}_R(w)$ ($s \in \mathcal{D}_L(w)$) there is a reduced word for w that ends in s (begins with s).

5.2.3 Growth rates of Coxeter groups

The growth series of a Coxeter group with respect to a set of generators S is defined as:

$$f_S(x) = \sum_{w \in W} x^{l_S(w)} = 1 + Sx + \dots = 1 + \sum_{i \geq 1} a_i x^i \tag{5.6}$$

where a_i is the number of $w \in W$ satisfying $l_S(w) = i$. The growth rate is given by:

$$\tau = \lim_{n \rightarrow \infty} \sup \sqrt[n]{a_n} \tag{5.7}$$

Spherical and Euclidean Coxeter groups have growth rate 0 and 1 respectively. Hyperbolic Coxeter groups have $\tau > 1$.

5.3 Hamiltonian simulation

[9] introduced a mathematical theory of analogue Hamiltonian simulation, characterising precisely when a Hamiltonian reproduces the same physics as another. They then applied perturbation gadget techniques from Hamiltonian complexity theory to construct examples of universal local Hamiltonians, able to simulate any other model in this rigorous sense. We make use of these techniques to construct holographic versions of Hamiltonian simulation which, together with the HQECC's, give the desired holographic dualities at the level of the Hamiltonians.

¹³All subsets of S generate a Coxeter group.

Name	Coxeter diagram
A_n ($n \geq 1$)	
$B_n = C_n$ ($n \geq 3$)	
D_n ($n \geq 4$)	
E_6	
E_7	
E_8	
F_4	
G_2	
H_3	
H_4	
$I_2^{(m)}$ ($m \geq 3$)	

Table 1. Diagrams of irreducible finite Coxeter systems. Table reproduced from [8].

5.3.1 Hamiltonian encodings

In [9] it is shown that if an encoding $H' = \mathcal{E}(H)$ has the following three properties:

1. $\mathcal{E}(A) = \mathcal{E}(A)^\dagger$ for all $A \in \text{Herm}_n$
2. $\text{spec}(\mathcal{E}(A)) = \text{spec}(A)$ for all $A \in \text{Herm}_n$
3. $\mathcal{E}(pA + (1-p)B) = p\mathcal{E}(A) + (1-p)\mathcal{E}(B)$ for all $A, B \in \text{Herm}_n$ and all $p \in [0, 1]$

then it must be of the form:

$$\mathcal{E}(M) = U(M \otimes P + \overline{M} \otimes Q)U^\dagger \quad (5.8)$$

for orthogonal projectors P, Q such that $P + Q = \mathbb{1}$ where U is a unitary, and \overline{M} denotes complex conjugation. Furthermore, it is shown that under any such encoding, H' will preserve the partition function, measurement outcomes and time evolution of H .

If the encoding $\mathcal{E}(H)$ only acts within a subspace of the simulator system \mathcal{H}' then the unitary U is replaced with an isometry W :

$$\mathcal{E}(M) = W(M \otimes P + \overline{M} \otimes Q)W^\dagger \quad (5.9)$$

The stabilizer codes discussed in Appendix C.2 are an example of subspace encodings with the particularly simple structure $\mathcal{E}(M) = W M W^\dagger$.

A local encoding is an encoding which maps local observables to local observables.

Definition 5.2.1 (Local encoding into a subspace (this is a generalisation of definition 13 from [9])). *Let $\mathcal{E} : \mathcal{B}(\otimes_{i=1}^n \mathcal{H}_i) \rightarrow \mathcal{B}(\otimes_{i=1}^{n'} \mathcal{H}'_i)$ be a subspace encoding, and let $\{S'_i\}_{i=1}^n$ be subsets of $[n']$. We say that \mathcal{E} is local with respect to $\{S'_i\}$ if for any operator $A_i \in \text{Herm}(\mathcal{H}_i)$ there exists $A'_i \in \text{Herm}(\otimes_{i=1}^{n'} \mathcal{H}'_i)$ which acts non-trivially only on $\{S'_i\}$ such that:*

$$\mathcal{E}(A_i \otimes \mathbb{1}) = (A'_i \otimes \mathbb{1})\mathcal{E}(\mathbb{1}) \quad (5.10)$$

5.3.2 Hamiltonian simulation

If H' perfectly simulates H then it reproduces the physics of H below some energy cut-off Δ , where Δ can be made arbitrarily large.

Definition 5.2.2 (Exact simulation, definition 20 from [9]). *We say that H' perfectly simulates H below energy Δ if there is a local encoding \mathcal{E} into the subspace $S_{\mathcal{E}}$ such that*

- i. $S_{\mathcal{E}} = S_{\leq \Delta(H')}$ (or equivalently $\mathcal{E}(\mathbb{1}) = P_{\leq \Delta(H')}$)
- ii. $H'|_{S_{\mathcal{E}}} = \mathcal{E}(H)|_{S_{\mathcal{E}}}$

If $\mathcal{E}(M) = W M W^\dagger$, where W is the encoding isometry of some stabilizer code and $\Pi = W W^\dagger$ is the projector onto the code-space, then $H' = \mathcal{E}(H) + \Delta \Pi$ simulates H below energy Δ .

We can also consider the case where the simulation is only approximate:

Definition 5.2.3 (Approximate simulation, definition 23 from [9]). *We say that H' is a (Δ, η, ϵ) -simulation of H if there exists a local encoding $\mathcal{E}(M) = W(M \otimes P + \overline{M} \otimes Q)W^\dagger$ such that:*

- i. *There exists an encoding $\tilde{\mathcal{E}}(M) = \tilde{W}(M \otimes P + \overline{M} \otimes Q)\tilde{W}^\dagger$ such that $S_{\tilde{\mathcal{E}}} = S_{\leq \Delta(H')}$ and $\|W - \tilde{W}\|_\infty \leq \eta$;*
- ii. $\|H'_{\leq \Delta} - \tilde{\mathcal{E}}(H)\|_\infty \leq \epsilon$

In [9] it is shown that approximate Hamiltonian simulation preserves important physical properties:

Theorem 5.3 (From [9]). *Let H act on $(\mathbb{C}^d)^{\otimes n}$. Let H' acting on $(\mathbb{C}^{d'})^{\otimes m}$ be a (Δ, η, ϵ) -simulation of H with corresponding local encoding $\mathcal{E}(M) = W(M \otimes P + \overline{M} \otimes Q)W^\dagger$. Let $p = \text{rank}(P)$ and $q = \text{rank}(Q)$. Then:*

i. *Let $\lambda_i(H)$ (resp. $\lambda_i(H')$) be the i^{th} smallest eigenvalue of H (resp. H'), then for all $1 \leq i \leq d^n$, and all $(i-1)(p+q) \leq j \leq i(p+q)$, $|\lambda_i(H) - \lambda_j(H')| \leq \epsilon$.*

ii. *The relative error in the partition function evaluated at β satisfies:*

$$\frac{|\mathcal{Z}_{H'}(\beta) - (p+q)\mathcal{Z}_H(\beta)|}{(p+q)\mathcal{Z}_H(\beta)} \leq \frac{(d')^m e^{-\beta\Delta}}{(p+q)d^n e^{-\beta\|H\|}} + (e^{\epsilon\beta} - 1) \quad (5.11)$$

iii. *For any density matrix ρ' in the encoded subspace so that $\mathcal{E}(\mathbb{1})\rho' = \rho'$:*

$$\|e^{-iH't}\rho'e^{iH't} - e^{-i\mathcal{E}(H)t}\rho'e^{i\mathcal{E}(H)t}\|_1 \leq 2\epsilon t + 4\eta \quad (5.12)$$

5.3.3 Perturbative gadgets

The following lemmas were shown in [6], and can be used to construct simulations perturbatively. See Appendix F for further details.

Let \mathcal{H} be a Hilbert space decomposed as $\mathcal{H} = \mathcal{H}_- \oplus \mathcal{H}_+$. Let Π_\pm be the projectors onto \mathcal{H}_\pm . For arbitrary operator M define $M_{++} = \Pi_+ M \Pi_+$, $M_{--} = \Pi_- M \Pi_-$, $M_{+-} = \Pi_+ M \Pi_-$, and $M_{-+} = \Pi_- M \Pi_+$. Consider an unperturbed Hamiltonian $H = \Delta H_0$, where H_0 is block-diagonal with respect to the split $\mathcal{H} = \mathcal{H}_- \oplus \mathcal{H}_+$, $(H_0)_{--} = 0$, $\lambda_{\min}((H_0)_{++}) \geq 1$.

Lemma 5.4 (Second order simulation [6]). *Let $V = H_1 + \Delta^{\frac{1}{2}}H_2$ be a perturbation acting on the same space as H_0 such that $\max(\|H_1\|, \|H_2\|) \leq \Lambda$; H_1 is block diagonal with respect to the split $\mathcal{H} = \mathcal{H}_- \oplus \mathcal{H}_+$ and $(H_2)_{--} = 0$. Suppose there exists an isometry W such that $\text{Im}(W) = \mathcal{H}_-$ and:*

$$\|WH_{\text{target}}W^\dagger - (H_1)_{--} + (H_2)_{-+}H_0^{-1}(H_2)_{+-}\|_\infty \leq \frac{\epsilon}{2} \quad (5.13)$$

Then $\tilde{H} = H + V$ ($\frac{\Delta}{2}, \eta, \epsilon$) simulates H_{target} , provided that $\Delta \geq O(\frac{\Lambda^6}{\epsilon^2} + \frac{\Lambda^2}{\eta^2})$.

Lemma 5.5 (Third order simulation [6]). *Let $V = H_1 + \Delta^{\frac{1}{3}}H'_1 + \Delta^{\frac{2}{3}}H_2$ be a perturbation acting on the same space as H_0 such that $\max(\|H_1\|, \|H'_1\|, \|H_2\|) \leq \Lambda$; H_1 and H'_1 are block diagonal with respect to the split $\mathcal{H} = \mathcal{H}_- \oplus \mathcal{H}_+$ and $(H_2)_{--} = 0$. Suppose there exists an isometry W such that $\text{Im}(W) = \mathcal{H}_-$ and:*

$$\|WH_{\text{target}}W^\dagger - (H_1)_{--} + (H_2)_{-+}H_0^{-1}(H_2)_{++}H_0^{-1}(H_2)_{+-}\|_\infty \leq \frac{\epsilon}{2} \quad (5.14)$$

and also that:

$$(H'_1)_{--} = (H_2)_{-+}H_0^{-1}(H_2)_{+-} \quad (5.15)$$

Then $\tilde{H} = H + V$ ($\frac{\Delta}{2}, \eta, \epsilon$) simulates H_{target} , provided that $\Delta \geq O(\frac{\Lambda^{12}}{\epsilon^3} + \frac{\Lambda^3}{\eta^3})$.

We derive a number of qudit perturbation gadgets (based on qubit perturbation gadgets from [32]) for use in our construction. Using Lemmas 5.4 and 5.5 we can show that all of these gadgets are simulations (for appropriate choices of Δ). Details are given in Appendix F. The main results are collected here:

Qudit subdivision gadget

The qudit subdivision gadget is used to simulate a k -local interaction by two $\lceil \frac{k}{2} \rceil + 1$ -local interactions, by introducing a mediator qudit. The resulting interaction pattern is shown in Fig. 4.



Figure 4. Subdivision gadget. The k -local interaction on the left is simulated by the two $\lceil \frac{k}{2} \rceil + 1$ -local interactions on the right by introducing a mediator qudit, w . The interactions are given by $M_1 = P_A \otimes P_B + P_A^\dagger \otimes P_B^\dagger$, $M_2 = P_A \otimes X_w + P_A^\dagger \otimes X_w^\dagger$, and $M_3 = P_B \otimes X_w^\dagger + P_B^\dagger \otimes X_w$.

Qudit 3-2 gadget

The 3-2 gadget is used to simulate a 3-local interaction with six 2-local interactions, by introducing a mediator qudit. The resulting interaction pattern is shown in Fig. 5.

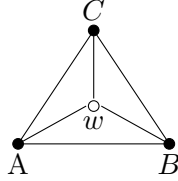


Figure 5. 3-2 gadget: The three body interaction between A , B and C ($P_A \otimes P_B \otimes P_C + P_A^\dagger \otimes P_B^\dagger \otimes P_C^\dagger$) is simulated by the interaction pattern shown in the figure.

Qudit crossing gadget

The crossing gadget is used to remove crossings in an interaction graph by introducing a mediator qudit. The resulting interaction pattern is shown in Fig. 6.

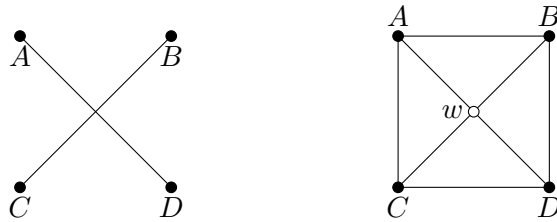


Figure 6. Crossing gadget. The interaction pattern on the left is simulated by the interaction pattern on the right.

Qudit fork gadget

The fork gadget is used to reduce the degree of a vertex in the interaction graph by

introducing a mediator qudit. The resulting interaction pattern is shown in Fig. 7.



Figure 7. Fork gadget. The interaction pattern on the left is simulated by the interaction pattern on the right.

Qudit triangle gadget

The qudit triangle gadget is formed by first applying the qudit subdivision gadget, then the qudit fork gadget, in the same way as it is formed for qubits in [32].



Figure 8. Triangle gadget. The interaction pattern on the left is simulated by the interaction pattern on the right by first applying the subdivision gadget to edges AB and AC , and then applying the fork gadget to qudit A .

The 3-2 gadget is a third order simulation. The other gadgets are second order simulations.

In [32] it is demonstrated that the qubit perturbation gadgets can be used at many places in an interaction graph in parallel, and that they do not interact with each other. The same arguments follow for the qudit perturbation gadgets introduced here.

6 Full technical details

6.1 General construction

In this section we demonstrate the general procedure for constructing a HQECC using Coxeter groups and (pseudo-)perfect stabilizer tensors with particular properties. In particular in Section 6.1.6 we prove our main result: a full holographic duality between quantum many-body models in 3D hyperbolic space and models living on its 2D boundary. In Sections 6.2 and 6.3 we construct two examples of sets of Coxeter groups and tensors which have the required properties.

6.1.1 Notation

Let (W, S) be a Coxeter system with Coxeter polytope $P \subseteq \mathbb{H}^3$. F_a denotes the face of P corresponding to the generator $s_a \in S$. E_{ab} denotes the edge of P between F_a and F_b .

$P^{(w)}$ denotes the polyhedral cell in the tessellation of \mathbb{H}^3 which corresponds to element w of the Coxeter group. Similarly $F_a^{(w)}$ and $E_{ab}^{(w)}$ refer to faces / edges of $P^{(w)}$. F_a^A and E_{ab}^A refer to specific faces / edges in the tessellation of \mathbb{H}^3 which are shared by the polyhedral cells associated to the sets of elements $A \subseteq W$.

A bulk qudit which is associated to the polyhedral cell $P^{(w)}$ will be labelled by $q^{(w)}$. A boundary qudit which is associated to the uncontracted tensor index through the face $F_a^{(w)}$ will be labelled by $q_a^{(w)}$.

6.1.2 Holographic quantum error correcting codes

The procedure we use to construct the tensor network is based on that in [34], where perfect tensors are embedded in tessellations of \mathbb{H}^2 . We take a Coxeter system (W, S) with Coxeter polytope, $P \subseteq \mathbb{H}^3$ where $|S| = t - 1$, so P has $t - 1$ faces. Take the tessellation of \mathbb{H}^3 by P , and embed a (pseudo-)perfect tensor, T , with t legs in each polyhedral cell. $t - 1$ legs of each tensor are contracted with legs of neighbouring tensors at shared faces of the polyhedra, and a logical, or input, qudit for the tensor network is associated with the uncontracted tensor leg in each polyhedral cell. Cut off the tessellation at some radius R , and the uncontracted tensor legs on the boundary are the physical qudits of the tensor network.

A HQECC is defined as a tensor network composed of (pseudo)-perfect tensors which gives rise to an isometric map from bulk legs to boundary legs [34]. This is equivalent to requiring that the number of output indices from every tensor is greater than or equal to the number of input indices, where the input indices are the indices coming from the previous layer of the tessellation plus the logical index.

We are working in negatively curved geometry, so a majority of the tensors will have more output indices than input indices, but this doesn't guarantee it is true for every tensor. For example, consider the triangulation of \mathbb{H}^2 with Schläfli symbol $\{3, 8\}$ (Fig. 9). This is the tiling which corresponds to the Coxeter diagram shown in Fig. 10.

It can be seen that there are triangular cells in the tessellation which share edges with two triangles from the previous layer, and only one in the subsequent layer. If we put a four-index perfect tensor in each cell of this tessellation, then there would be some tensors with three input legs, and only one output leg. These tensors would not be isometries, so it is not obvious that the overall tensor network would be an isometry. In order to ensure that the tensor network is a HQECC we derive a condition to enforce that every tensor has at least as many output indices as input indices. This is a sufficient condition for the tensor network to be a HQECC, but it may not be necessary.

Theorem 6.1. *Consider a tensor network constructed as above, defined by Coxeter system (W, S) and perfect tensor T with t indices. Define $\mathcal{F} = \{J \subseteq S \mid W_J \text{ is finite}\}$. The tensor network will be a HQECC, if $\forall J \in \mathcal{F} : |J| \leq \lfloor \frac{t-2}{2} \rfloor$.*

Proof. If we order the tensors into layers labelled by the value of the length function $l_S(w)$ at $P^{(w)}$, and include the uncontracted tensor leg in each polyhedral cell as an input leg, then the number of input legs for a tensor embedded in $P^{(w)}$ is $\mathcal{D}_R(w) + 1$. By Lemma 5.2, $\mathcal{D}_R(w) \in \mathcal{F}$. Therefore the maximum number of input legs to any tensor in the tensor network is $\max(|J| \mid J \in \mathcal{F}) + 1$. We therefore require $\max(|J| \mid J \in \mathcal{F}) + 1 \leq \lfloor \frac{t}{2} \rfloor$. \square

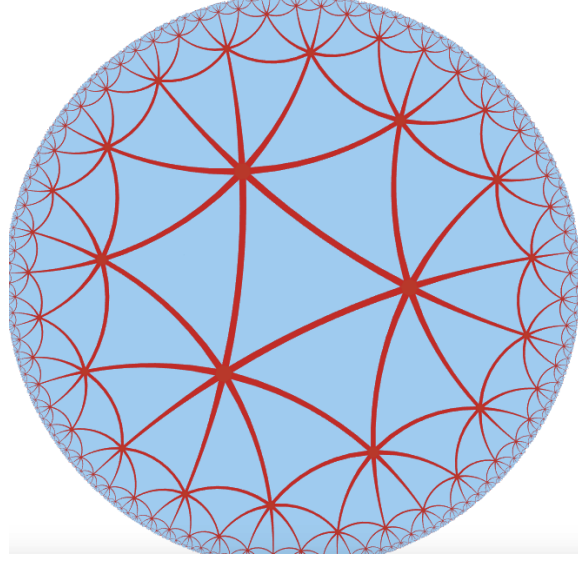


Figure 9. The triangulation of \mathbb{H}^2 with Schläfli symbol $\{3, 8\}$. There are triangular cells in the tessellation which share edges with two triangles from the previous layer, and only one in the subsequent layer. Figure produced via the software [45].

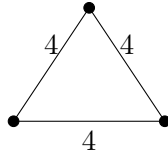


Figure 10. The Coxeter diagram for the triangulation of \mathbb{H}^2 with Schläfli symbol $\{3, 8\}$

Theorem 6.1 gives a sufficient condition for every tensor in the tensor network to have at least as many output indices as input indices.

The requirements of Theorem 6.1 dictate that we will not be able to use qubit stabilizer tensors to construct HQECC in dimensions greater than two. To see this recall that Lemma 5.1 stated that $\{s_i \mid i \in I\}$ generates a finite Coxeter group if and only if $f = \cup_{i \in I} F_i$ is a codimension $|I|$ face of P . In dimension d there will exist codimension d faces, so $\max(|J| \mid J \in \mathcal{F}) \geq d$. We therefore require that $\lfloor \frac{t}{2} \rfloor \geq d + 1$. For $d \geq 3$ this enforces $t \geq 8$, and there are no qubit perfect tensors with $t > 6$ [15, 26, 36].

HQECC which are constructed in this way inherit all the properties of the 2-dimensional HQECC constructed in [34].

We call HQECC constructed in this way from Coxeter honeycombings and perfect tensors “Coxeter HQECCs”.

6.1.3 Surface of the HQECC

Define the boundary of the HQECC as the faces in the tessellation which correspond to the uncontracted tensor legs. More precisely:

Definition 6.1.1. The boundary, M , of a Coxeter HQECC of radius R is given by:

$$M = \bigcup_{F_a^{(w)} \in \mathcal{M}} F_a^{(w)} \quad (6.1)$$

where $\mathcal{M} = \{F_a^{(w)} \mid l_S(w) = R, s_a \in \mathcal{A}_R(w)\}$.

The boundary of hyperbolic n -space is an $n - 1$ dimensional sphere. For our HQECC we are cutting off the tessellation of \mathbb{H}^3 at some finite radius R , but it is still possible to demonstrate that the boundary is homeomorphic to a 2-sphere.

In order to reason about the boundary we need two lemmas about edges in the tessellation of \mathbb{H}^3 by P :

Lemma 6.2. Consider an edge, E_{ab}^A , in the tessellation of \mathbb{H}^3 by a Coxeter polytope, P . If $l_S(w_1) = l_S(w_2) = L$ for distinct $w_1, w_2 \in A$, then $\mathcal{D}_R(w_1)$ and $\mathcal{D}_R(w_2)$ contain at least one of s_a or s_b .

Proof. Recall that an edge E_{ab} corresponds to the finite Coxeter subgroup generated by s_a and s_b : $\langle s_a, s_b \rangle = \{\langle s_a, s_b \rangle^x \mid x \in [0, m_{ab})\}$, where $\langle s_a, s_b \rangle^x$ denotes a string of alternating s_a and s_b of length x . A is set of Coxeter group elements corresponding to the polyhedra that meet at the common edge E_{ab}^A , so $A = \{ws \mid s \in \langle s_a, s_b \rangle\}$ for any fixed element $w \in A$. Therefore, we have that $w_2 = w_1 \langle s_a, s_b \rangle^x$ for some $x \in [1, m_{ab})$; we take x to be the minimum such value. Since $l_S(w_1 \langle s_a, s_b \rangle^x) = l_S(w_2) + x > l_S(w_2)$, the deletion condition (Definition 5.1.1) implies that there are two generators in the word $w_1 \langle s_a, s_b \rangle^x$ which we can delete to get a shorter word for w_2 .

By minimality of x , they cannot both be deleted from the $\langle s_a, s_b \rangle^x$ part of this word. If they were both deleted from the w_1 part, so that $w_2 = s_1 \dots \hat{s}_i \dots \hat{s}_j \dots s_L \langle s_a s_b \rangle^x$, we would have $w_1 = w_2 (\langle s_a, s_b \rangle^x)^{-1} = w_2 \langle s_b, s_a \rangle^x = s_1 \dots \hat{s}_i \dots \hat{s}_j \dots s_L$ which has length $L - 2$, contradicting $l_S(w_1) = L$. Therefore, one generator must be deleted from the w_1 part, the other from $\langle s_a, s_b \rangle^x$. Thus $w_2 = s_1 \dots \hat{s}_i \dots s_r \langle s_a, s_b \rangle^{x-1}$.

This word for w_2 has length $L + x - 2$. By the deletion condition, we must be able to delete a further $x - 2$ generators to reach a reduced word for w_2 . But $\langle s_a, s_b \rangle^{x-1}$ contains $x - 1$ generators, so at least one of these must remain. Thus either $w_2 = us_a$ or $w_w = us_b$ for some $u \in A$ of length $l_S(u) = L - 1$. Hence at least one of s_a or s_b is in $\mathcal{D}_R(w_2)$.

The w_1 case follows by an analogous argument. \square

Lemma 6.3. Consider an edge, E_{ab}^A , in the tessellation of \mathbb{H}^3 by a Coxeter polytope, P . The set of elements A associated with the polyhedral cells that share the edge E_{ab}^A has the following properties:

- (i) There is a unique minimum length element $w_{\min} \in A$ which has length, $l_S(w_{\min}) = r_{\min}$.
- (ii) For $0 \leq x < m_{ab}$, $l_S(w_{\min} \langle s_a, s_b \rangle^{x+1}) = l_S(w_{\min} \langle s_a, s_b \rangle^x) + 1$.
- (iii) For $m_{ab} \leq x < 2m_{ab}$, $l_S(w_{\min} \langle s_a, s_b \rangle^{x+1}) = l_S(w_{\min} \langle s_a, s_b \rangle^x) - 1$.

(iv) There is a unique maximum length element $w_{\max} \in A$ which has length $l_S(w_{\max}) = r_{\min} + m_{ab}$.

(v) For $r_{\min} < i < r_{\min} + m_{ab}$ there are exactly two elements $w_i, w'_i \in A$ which satisfy $l_S(w_i) = l_S(w'_i) = i$.

where $\langle s_a, s_b \rangle^x$ denotes a string of alternating s_a and s_b of length x (i.e. $\langle s_a, s_b \rangle^3 = s_a s_b s_a$).

Proof of Lemma 6.3. i. Assume there are two minimum length elements in A , w_{\min} and w'_{\min} such that $l_S(w_{\min}) = l_S(w'_{\min}) = r_{\min}$. By Lemma 6.2 either s_a or s_b is in the descent set of w_{\min} and w'_{\min} . This implies that there is at least one element in A with length $r_{\min} - 1$, contradicting our assumption.

ii. Assume there is some $x < m_{ab}$ such that $l_S(w_{\min} \langle s_a, s_b \rangle^{x+1}) = l_S(w_{\min} \langle s_a, s_b \rangle^x) - 1 = L$. If we let $u = w_{\min} \langle s_a, s_b \rangle^{x+1}$ and assume (wlog) that x is even, it follows that $s_a \in \mathcal{A}_R(u)$. Note that $l_S(w_{\min}) = r_{\min} < L$, $l_S(w_{\min} \langle s_a, s_b \rangle^x) = L + 1$ and $l_S(w_{\min} \langle s_a, s_b \rangle^{x+1}) = L$. But each generator s_a or s_b that we multiply w_{\min} by can only change the length by ± 1 . So u is not the only element of length L in A . By Lemma 6.2 this implies that at least one of s_a or s_b must be in the descent set of u . Therefore $s_b \in \mathcal{D}_R(u)$.

If we let $v = us_b$ then $s_b \in \mathcal{A}_R(v)$. By a similar argument, $s_a \in \mathcal{D}_R(v)$. If we continue this argument we find that the length of the element $w_{\min} \langle s_a, s_b \rangle^{2x}$ is r_{\min} , which is not possible as w_{\min} is the unique element of A with length r_{\min} , and by assumption $x < m_{ab}$ so $\langle s_a, s_b \rangle^{2x} = (s_a s_b)^x \neq I$ by definition of m_{ab} . Therefore there is no $x < m_{ab}$ such that $l_S(w_{\min} \langle s_a, s_b \rangle^{x+1}) = l_S(w_{\min} \langle s_a, s_b \rangle^x) - 1 = L$.

iii. From ii it follows that $l_S(w_{\min} \langle s_a, s_b \rangle^{m_{ab}}) = r_{\min} + m_{ab}$. We have that $\langle s_a, s_b \rangle^{2m_{ab}} = (s_a s_b)^{m_{ab}} = I$, thus $l_S(w_{\min} \langle s_a, s_b \rangle^{2m_{ab}}) = l_S(w_{\min}) = r_{\min}$. As each generator can only change the length of an element by ± 1 , for $m_{ab} < x \leq 2m_{ab}$ we must have that $l_S(w_{\min} \langle s_a, s_b \rangle^{x+1}) = l_S(w_{\min} \langle s_a, s_b \rangle^x) - 1$.

iv and v follow at once from points ii and iii. \square

An example of the set of polyhedra associated with an edge E_{ab} where $m_{ab} = 4$ is shown in Fig. 11. Lemma 6.3 ensures that the lengths associated to the polyhedra around any edge follow the same pattern.

We can now consider the boundary of the HQECC.

Lemma 6.4. *The boundary M of a Coxeter HQECC in \mathbb{H}^3 is a surface (a 2D manifold).*

Proof. Within the faces that make up the boundary M is clearly locally Euclidean, and the same will be true at the edges where the faces meet provided no more than two faces meet at an edge. Point (v) from Lemma 6.3 shows this is indeed the case. \square

Lemma 6.5. *The boundary manifold, M , of a Coxeter HQECC in \mathbb{H}^3 is closed - i.e. compact and with no boundary.*

Proof. Assume M has a boundary. This implies that $\exists w \in W$ such that $l_S(w) = R$ where $F_a^{(w)} \in M$ and $E_{a,b}^{(w)} \in \partial M$.

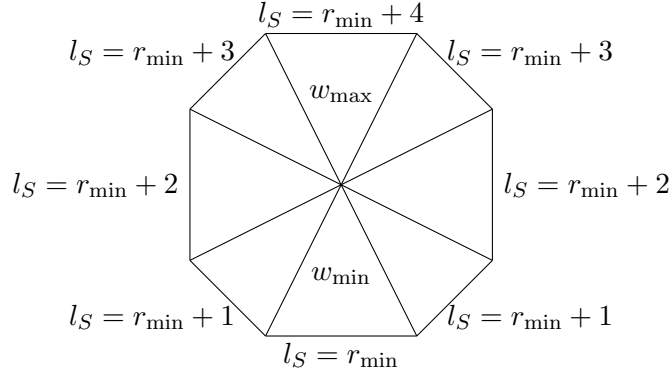


Figure 11. A cross section view of the polyhedral cells in the tessellation which meet around a common edge, E_{ab} , for $m_{ab} = 4$.

Since $E_{a,b}$ is an edge of P we must have that $\{s_a, s_b\} \in \mathcal{F}$ where $\mathcal{F} = \{J \subseteq S \mid W_J \text{ is finite}\}$. This implies that $\exists m_{ab} \in \mathbb{N} \setminus \{1\}$ such that $(s_a s_b)^{m_{ab}} = (s_b s_a)^{m_{ab}} = I$.

$E_{a,b}^{(w)} \in \partial M$ implies that $F_b^{(w)} \notin M$, and therefore $s_b \in \mathcal{D}_R(w)$. This gives $w = u s_b$ where $u \in W$ and $l_S(u) = R - 1$. We also have that $l_S(u s_a) = l_S(u s_b s_a) = R + 1$ (because by assumption $s_a \in \mathcal{A}_R(w)$).

Putting everything together we find that:

$$l_S(u) = R - 1 \quad (6.2)$$

$$l_S(u s_b s_a) = R + 1 \quad (6.3)$$

$$l[u(s_b s_a)^{m_{ab}}] = l_S(u) = R - 1 \quad (6.4)$$

Therefore, at least one of the following must be true:

1. $\exists x$ such that $1 \leq x < m_{ab}$ where $l[u(s_b s_a)^x] = R + 1$ and $l[u(s_b s_a)^x s_b] = R$
2. $\exists x$ such that $1 \leq x < m_{ab}$ where $l[u(s_b s_a)^x s_b] = R + 1$ and $l[u(s_b s_a)^{x+1}] = R$

The second case would imply that $l[u(s_b s_a)^x s_b] = R + 1 = l_S(u s_b s_a)$ but this cannot occur as it is not possible for two elements of the Coxeter group with the same word length to be related by an odd number of generators. If the first case occurs then $F_v^{(b)} \in M$ for $v = u(s_b s_a)^x s_b$ and shares edge E_{ab} with $F_w^{(a)}$, so $E_{ab}^{(w)} \notin \partial M$.

Therefore M does not have a boundary. The boundary of every polyhedron face is included in M so M is compact. \square

We now prove that the boundary surface is orientable. A smooth surface is orientable if a continuously varying normal vector can be defined at every point on the surface. This normal vector defines the positive side of the surface (the side the normal vector is pointing to) and a negative side (the side the normal vector points away from). If the surface has a boundary, the normal vector defines an *orientation* on the boundary curve, with the following convention: standing on the positive side of the surface, and walking around the boundary curve in the direction of the orientation, the surface is always on our left.

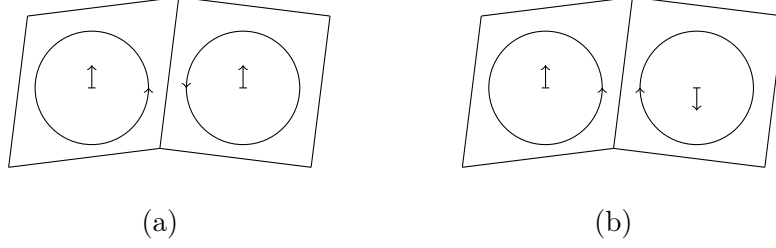


Figure 12. A cross section image of two possibilities for the orientation of faces that meet at a common edge in M . In (a) the two faces will induce opposite orientation on the common edge E , while in (b) the two faces will induce the same orientation on the common edge E .

Lemma 6.6. *The boundary surface, M , of a Coxeter HQECC in \mathbb{H}^3 is orientable.*

Proof. A piecewise smooth manifold (such as M) is orientable if, whenever two smooth component surfaces join along a common boundary, they induce *opposite* orientation on the common boundary.

Define the unit normal vector, \hat{n} , to a face $F_a^{(w)} \in M$ to point away from $P^{(w)}$ (i.e. it points into $P^{(v)}$ where $v = ws_A$).

Consider the two possible configurations that could occur when two faces meet at a common edge. If the two faces always induce opposite orientation on the common edge (as in Fig. 12 (a)) then M is orientable. If the two faces ever induce the same orientation on the common edge (as in Fig. 12 (b)) then M is not orientable.

If two faces which meet at a common edge of M are part of the same polyhedral cell of the tessellation, i.e. they are faces $F_a^{(u)}$ and $F_b^{(u)}$, then it is guaranteed that the orientation of the surfaces will correspond to that shown in Fig. 12 (a) as \hat{n} is defined to point away from $P^{(u)}$.

If two faces which meet at a common edge of M are part of different polyhedral cells then parts (ii) and (iii) of Lemma 6.3 enforce that the orientation of the surfaces will always correspond to that shown in Fig. 12 (a).

Therefore M is orientable. □

Lemma 6.7. *The boundary surface, M , of a Coxeter HQECC in \mathbb{H}^3 is connected.*

Proof. Let the boundary surface, M be a sum of connected components, where we denote the i^{th} connected component by $M^{(i)}$. M is closed and orientable so by the classification of surface theorem it is the sum of spheres and connected sums of tori. Both spheres and tori have well defined interiors and exteriors, so we can define the interior and exterior of each $M^{(i)}$.

Define the interior of $M^{(i)}$ to be the region that $\hat{n}^{(i)}$ points away from (i.e. the interior of $M^{(i)}$ contains $P^{(u)}$ for $F_a^{(u)} \in M^{(i)}$, $l_S(u) = R$). The exterior of $M^{(i)}$ is then the region that $\hat{n}^{(i)}$ points into to (i.e. the exterior of $M^{(i)}$ contains $P^{(v)}$ for $v = us_a$ where $F_a^{(u)} \in M^{(i)}$, $l_S(v) = R + 1$).

It follows from this definition that the exterior of each $M^{(i)}$ must be unbounded. To see this, note that for an infinite Coxeter group, W , every $w \in W$ has a non-empty $\mathcal{A}_R(w)$.

This means that for arbitrary $w \in W$ there exists $s_a \in S$ such that $l_S(ws_a) = l_S(w) + 1$. In terms of the HQECC this implies that the number of polyhedra in the exterior of any $M^{(i)}$ is infinite, so the exterior of $M^{(i)}$ is unbounded.

Assume that $M = \cup_i M^{(i)}$ is composed of more than one connected component $M^{(i)}$. Consider any two components $M^{(1)}$ and $M^{(2)}$. There are three possible configurations:

1. $M^{(1)}$ and $M^{(2)}$ intersect.
2. $M^{(2)}$ is in the interior of $M^{(1)}$ (see Fig. 13).
3. $M^{(2)}$ is in the exterior of $M^{(1)}$ (see Fig. 14).

However, Case 1 would imply that M is not a surface, contradicting Lemma 6.4. Thus we only need to consider Cases 2 and 3.

The Coxeter group, and therefore the HQECC, contains a unique identity element of length $l_S(I) = 0$. For any $v \in W$ such that $l_S(v) = R$ we can write a reduced word for v as $v = s_1^{(v)} s_2^{(v)} \dots s_R^{(v)}$. Using the fact that all the generators are involutions, it follows that $vs_R^{(v)} \dots s_2^{(v)} s_1^{(v)} = I$. We started with an element of length R , and applied R generators to reach an element of length 0. Since each generator can only change the length of the previous element by ± 1 it follows that each generator must have decreased the length of the element by 1. Therefore in the HQECC there is a path through the tessellation from a polyhedra associated with an element of length R to $P^{(I)}$ which passes through R polyhedra, all associated with elements of length less than R .

From the definition of the interior and exterior of $M^{(i)}$ it is clear that all polyhedra which lie directly on the interior of a given $M^{(i)}$ (i.e. those that are in the interior of $M^{(i)}$ and touching $M^{(i)}$) are associated with Coxeter group elements of length R . While all polyhedra which lie directly on the exterior of a given $M^{(i)}$ (i.e. those that are in the exterior of $M^{(i)}$ and touching $M^{(i)}$) are associated with Coxeter group elements of length $R + 1$.

Therefore there must always be a path from polyhedra directly on the interior of a $M^{(i)}$ to $P^{(I)}$ which doesn't cross $M^{(i)}$. In Fig. 13 and Fig. 14 it is clear that there is no location for $P^{(I)}$ which meets this condition. Therefore M cannot be made up of more than one connected component. \square

Lemma 6.8. *The boundary surface, M , of a Coxeter HQECC in \mathbb{H}^3 is homeomorphic to the 2-sphere.*

Proof. By the classification theorem of closed surfaces, every connected closed surface is homeomorphic to either the sphere, a connected sum of tori, or a connected sum of real projective planes. Since M is orientable, it is either homeomorphic to a sphere, or a connected sum of tori.

Consider a loop \mathcal{C} , on the surface M . This loop is across faces which make up M , which are all associated to polyhedral cells of the tessellation corresponding to Coxeter group elements of length R . Since M is closed (Lemma 6.5), it cannot pinch down to a single point anywhere. Thus for any polyhedral vertex in M , M must contain at least two faces that meet along one of the edges touching that vertex. Any loop which passes between adjacent

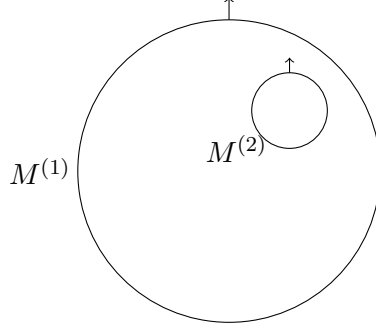


Figure 13. The configuration of $M^{(1)}$ and $M^{(2)}$ when $M^{(2)}$ is in the interior of $M^{(1)}$. The arrows are the $\hat{n}^{(i)}$ which point into the exterior of each surface. The polyhedra which lie directly on the interior of a given $M^{(i)}$ are associated with Coxeter group elements of length R , while the polyhedra which lie directly on the exterior of a given $M^{(i)}$ are associated with elements of length $R + 1$. Although we have drawn $M^{(1)}$ and $M^{(2)}$ as circles we are not assuming they are spherical, they could be tori, all we are assuming is that they have a well defined interior and exterior.

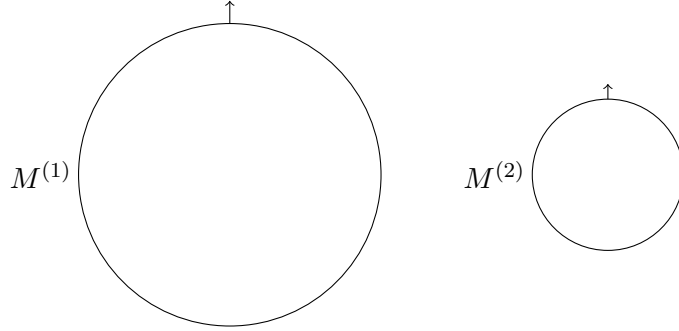


Figure 14. The configuration of $M^{(1)}$ and $M^{(2)}$ when $M^{(2)}$ is in the exterior of $M^{(1)}$. The arrows are the $\hat{n}^{(i)}$ which point into the exterior of each surface. The polyhedra which lie directly on the interior of a given $M^{(i)}$ are associated with Coxeter group elements of length R , while the polyhedra which lie directly on the exterior of a given $M^{(i)}$ are associated with Coxeter group elements of length $R + 1$. Although we have drawn $M^{(1)}$ and $M^{(2)}$ as circles we are not assuming they are spherical, they could be tori, all we are assuming is that they have a well defined interior and exterior.

faces which only touch via a common vertex can therefore be continuously deformed into a nearby loop which passes through those faces. Thus we can assume wlog neighbouring faces which contain adjacent sections of \mathcal{C} share a common edge.

There are four possible ways the polyhedral cells associated to these neighbouring faces could be connected (see Fig. 15 for an illustration):

1. The neighbouring faces are associated with the same polyhedral cell.
2. A pair of neighbouring polyhedral cells share a single common edge.
3. A pair of neighbouring polyhedral cells share a common face (and therefore also common edges).

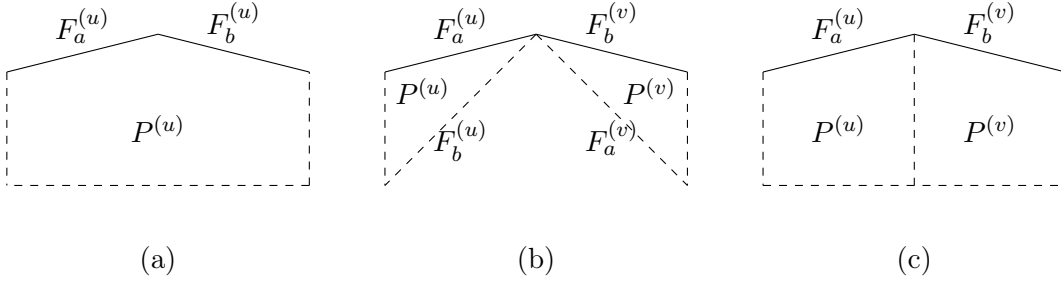


Figure 15. A cross section image of the three possible ways which neighbouring faces in a loop \mathcal{C} on M could be connected. In (a) the neighbouring faces are associated with a single polyhedral cell. In (b) neighbouring faces are associated with polyhedral cells which share a single common edge. In (c) the neighbouring faces are associated with polyhedral cells which share a common edge. The figures all represent cross-sections of the tessellations, and in all figures dashed edges represent faces of polyhedra which do not form part of M , while solid edges represent faces of polyhedra which form part of M .

Case 3 is not possible because, if two polyhedra $P(u')$ and $P(v')$ where $l_S(u') = l_S(v') = r$ meet at a face, there would exist $s_a \in S$ such that $l_S(u's_a) = l_S(v') = r = l_S(u')$, contradicting property (i) of the length function of Coxeter groups (see Section 5.2.2). Therefore, for every pair of neighbouring faces containing adjacent sections of the non-contractible loop, either Case 1 or Case 2 must hold.

The surface of the HQECC at radius $R - 1$ (which we will denote M') is contained inside M , where “inside” is well-defined as M is orientable by Lemma 6.6. Consider continuously deforming \mathcal{C} so that it lies on M' , by the following procedure. Take a section of \mathcal{C} which lies on the faces of a single polyhedral cell, $P(u)$, and deform it so that it lies on the faces of $P(u)$ associated with $\mathcal{D}_R(u)$ whilst leaving its endpoints unchanged. To see that this can always be done, note that at the edge where faces $F_a^{(u)}$ and $F_b^{(v)}$ from two polyhedral cells $P(u)$ and $P(v)$ meet (see Fig. 15(b)), the faces $F_b^{(u)}$ and $F_a^{(v)}$ are associated with $\mathcal{D}_R(u)$ by Lemma 6.3ii and iii. The faces of $P(u)$ associated with $\mathcal{D}_R(u)$ share common edges, so this deformation can be carried out while leaving the curve intact.

We can repeat this contraction procedure until the loop \mathcal{C} lies on the faces of $P^{(I)}$. At that point we can continuously contract \mathcal{C} through $P^{(I)}$ to a point. Therefore every loop on M can be contracted through the bulk of the tessellation to a point.

Any torus (or connected sum of tori) contains curves which cannot be continuously contracted to a point through the solid torus forming its interior. Therefore M cannot be homeomorphic to the connected sum of tori. Thus M is homeomorphic to a 2-sphere. \square

6.1.4 The metric on the boundary surface of the HQECC

We can upper-bound the distance between qudits on the boundary surface by the distance according the word metric between the corresponding elements of the Coxeter group. Consider two boundary qudits, $q_a^{(u)}$ and $q_b^{(v)}$. The Coxeter polytopes we use in the HQECC

are of size $O(1)$ in every direction, so the distance between $q_a^{(u)}$ and $q_b^{(v)}$ is upper-bounded by $cd(u, v) = cl_S(u^{-1}v)$, for some constant c .

If $q_a^{(u)}$ and $q_b^{(v)}$ are nearest-neighbour qudits on the boundary surface of a HQECC then they are separated by distance $O(1)$. This follows because the boundary surface of the HQECC is connected, so $F_a^{(u)}$ and $F_b^{(v)}$ must share a common edge. The number of Coxeter polyhedra which fit round this edge is upper-bounded by m_{ab} , so $l_S(u^{-1}v) \leq m_{ab} = O(1)$.

6.1.5 Operators on the boundary surface of the HQECC

In order to determine the overhead required to simulate the boundary Hamiltonian with a local model, we need to determine the distribution of operator weights that results from pushing the bulk Hamiltonian through the tensor network. In [34] it is shown that an operator M can be reconstructed on a boundary region A if M lies in the greedy entanglement wedge of A , denoted $\mathcal{E}[A]$, where the greedy entanglement wedge is defined as below:

Definition 6.8.1 (Greedy entanglement wedge, definition 8 from [34]). *Suppose A is a (not necessarily connected) boundary region. The greedy entanglement wedge of A , denoted $\mathcal{E}[A]$, is the set of bulk points reached by applying the greedy algorithm to all connected components of A simultaneously.*

The greedy algorithm is a simple procedure for finding bulk regions which can be reconstructed on a given boundary region. It considers a sequence of cuts $\{c_\alpha\}$ through the tensor network which are bounded by ∂A and which correspond to a set of isometries $\{P_\alpha\}$ from bulk indices to boundary indices. The algorithm begins with the cut $c_1 = A$, corresponding to $P_1 = \mathbb{1}$. Each cut in the sequence is obtained from the previous one by identifying a (pseudo)-perfect tensor which has at least half of its indices contracted with P_α , and adding that tensor to P_α to construct $P_{\alpha+1}$. In this way $P_{\alpha+1}$ is guaranteed to be an isometry if P_α is. The algorithm terminates when there are no tensors which have at least half their indices contracted with P_α . (See [34] for details). The greedy algorithm only relies on the properties of perfect tensors, so we can apply it to our HQECC in \mathbb{H}^3 .

A given bulk point will be in the greedy entanglement wedge of many boundary regions. As we are interested in minimising the operator weights of the boundary Hamiltonian we want to calculate the smallest boundary region needed to reconstruct a bulk operator.

Consider a HQECC described by a perfect tensor, T , and a Coxeter system (W, S) with associated Coxeter polyhedra $P \subseteq \mathbb{H}^3$. Let the growth rate of W with respect to S be τ , and let the radius of the HQECC be R .

By the definition of the growth rate, the number of boundary qudits, N , scales as $O(\tau^R)$. Reconstructing an operator which acts on the central bulk qudit requires an $O(1)$ fraction of the boundary, so requires $O(\tau^R)$ boundary qudits.¹⁴

Consider the number of boundary qudits required to reconstruct an operator which acts on a qudit, $q^{(v)}$, at distance x from the centre. By assumption $\mathcal{A}_R(w) > \mathcal{D}_R(w)$ for all $w \in W$, and hence for all polyhedral cells in our tessellation of \mathbb{H}^3 . Therefore if we take an

¹⁴In theory it is possible to work out the value of the $O(1)$ constant from the properties of the (pseudo-)perfect tensor and Coxeter system used in a given HQECC, however as we are concerned with asymptotic scaling of weights we don't provide an example of this calculation.

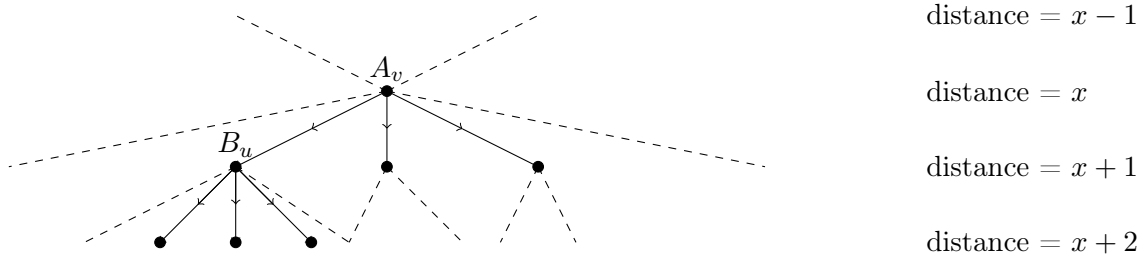


Figure 16. If qudit $q^{(v)}$ is at distance x from the centre of the HQECC, and qudit $q^{(u)}$ is a neighbouring qudit at distance $x + 1$ from the centre, then an operator A_v acting on $q^{(v)}$ can be pushed through $q^{(u)}$, so pushing an operator $A_v \otimes B_u$ where B_u acts on $q^{(u)}$ through the tensor network will lead to a boundary operator with the same weight as pushing A_v alone through the tensor network.

operator acting on $q^{(v)}$, we can push it to the boundary while at each step moving outwards in the tensor network - i.e. we are guaranteed to be able to reconstruct the operator on the boundary using only qudits which are a distance $R - x$ from $q^{(v)}$. If we consider shifting the centre of the tensor network to $q^{(v)}$ we can see that there are $O(\tau^{R-x})$ qudits which are at distance $R - x$ from $q^{(v)}$. Not all of these lie on the boundary, but we can upper-bound the number of qudits needed for boundary reconstruction by $O(\tau^{R-x})$.

If we consider a geometrically k -local operator in the bulk, where the deepest qudit the operator acts on is at distance x from the centre,¹⁵ then the number of qudits needed for boundary reconstruction scales as $O(\tau^{R-x})$. To see this consider an operator $A \otimes B$ where A acts on qudit $q^{(v)}$ which is at distance x from the centre, and B acts on a neighbouring qudit $q^{(u)}$ at distance $x + 1$, as in Fig. 16. We can push A through $q^{(u)}$ to reach the boundary, therefore B can necessarily be reconstructed on a subset of the qudits required to reconstruct A . Hence B makes no difference to the number of qudits required for boundary reconstruction, and we only need to consider the deepest qudit a given operator acts on. In general there may be more than one deepest qudit, however as k is constant this can make at most a constant factor difference to the number of qudits needed for reconstruction.

The number of qudits at distance x from the centre of the tensor network scales as $O(\tau^x)$, so we find that for $x = 0, \dots, R$ the boundary Hamiltonian has $O(\tau^x)$ operators of weight $O(\tau^{R-x})$. All boundary operators can be chosen to be geometrically $O(\tau^{R-x})$ local (i.e. the $O(\tau^{R-x})$ qudits which an operator act on are spread over an $O(\tau^{-x})$ fraction of the boundary).

6.1.6 Full holographic duality

In this section we prove our main result: that using a HQECC and simulation techniques from Hamiltonian complexity it is possible to construct a full holographic duality between quantum many-body models in 3D hyperbolic space and models living on its 2D boundary.

We will require the following Lemma in the proof of the main theorem:

¹⁵Here by deepest operator we mean nearest the centre, so the minimum x .

Lemma 6.9. Consider a HQECC constructed using Coxeter system (W, S) and perfect tensor T . Let $T^{(w)}$ denote the perfect tensor associated with element $w \in W$, and let $\mathcal{I}^{(w)}$ be the set of indices of $T^{(w)}$ which are contracted through faces $F_a^{(w)}$ for $a \in \mathcal{D}_R(w)$. Define:

$$\Pi_{\mathcal{C}^{(w)}} = \frac{1}{|\mathcal{S}^{(w)}|} \sum_{M \in \mathcal{S}^{(w)}} \overline{M} \quad (6.5)$$

where $\mathcal{S}^{(w)}$ is the stabilizer group of the QECC defined by viewing $T^{(w)}$ as an isometry from $\{\mathcal{I}^{(w)} \cup \mathcal{Q}^{(w)}\}$ to the complementary set of indices, and \overline{M} is the boundary operator associated to the stabilizer M .

Let:

$$H_S = \sum_{w \in W} (\mathbb{1} - \Pi_{\mathcal{C}^{(w)}}) \quad (6.6)$$

Then:

1. The kernel of H_S is the code-subspace of the HQECC, \mathcal{C} .
2. The smallest non-zero eigenvalue of H_S is one.
3. Energy with respect to H_S is equal to the number of logical qudits encoded by the HQECC which have a correctable error.
4. Eigenstates of H_S with the same energy, but which pick up energy from errors on different logical qudits, are orthogonal.

Proof. 1. The set $\{\cup_{w \in W} \mathcal{S}^{(w)}\}$ is a (non-minimal) generating set for the stabilizer group of the HQECC. Therefore, $\Pi_{\mathcal{C}^{(w)}} |\psi\rangle = |\psi\rangle$ for all $w \in W$ iff $|\psi\rangle \in \mathcal{C}$. So $H_S |\psi\rangle = 0$ iff $|\psi\rangle \in \mathcal{C}$.

2. This is immediate as each term in H_S is a projector, so has eigenvalue zero or one.

3. Consider a boundary state $|\phi\rangle$. If there is a correctable error affecting the state of encoded qudit $q^{(w)}$ then $\exists M \in \mathcal{S}^{(w)}$ such that $\overline{M} |\phi\rangle \neq |\phi\rangle$. Therefore $\Pi_{\mathcal{C}^{(w)}} |\phi\rangle \neq 1$. Since $\Pi_{\mathcal{C}^{(w)}}$ is a projector, this gives $\Pi_{\mathcal{C}^{(w)}} |\phi\rangle = 0$. Therefore, $|\phi\rangle$ picks up energy $+1$ from the $(\mathbb{1} - \Pi_{\mathcal{C}^{(w)}})$ term in H_S .

If there is not a correctable error affecting the state of encoded qudit $q^{(w')}$ then $\overline{M} |\phi\rangle = |\phi\rangle$ for all $M \in \mathcal{S}^{(w')}$. So $\Pi_{\mathcal{C}^{(w')}} |\phi\rangle = |\phi\rangle$, regardless of any errors affecting other encoded qudits. Therefore $|\phi\rangle$ picks up zero energy from the $(\mathbb{1} - \Pi_{\mathcal{C}^{(w')}})$ term in H_S .

Therefore the energy with respect to H_S counts the number of bulk qudits which have a correctable error.

4. Consider boundary states, $|\psi\rangle, |\phi\rangle$, which have correctable errors affecting the state of encoded qudits $q^{(w)}$ and $q^{(w')}$ respectively. We have:

$$\Pi_{\mathcal{C}^{(w)}} |\psi\rangle = 0, \Pi_{\mathcal{C}^{(w)}} |\phi\rangle = |\phi\rangle, \Pi_{\mathcal{C}^{(w')}} |\psi\rangle = |\psi\rangle, \Pi_{\mathcal{C}^{(w')}} |\phi\rangle = 0 \quad (6.7)$$

Therefore $\langle \psi | \phi \rangle = \langle \psi | \Pi_{\mathcal{C}^{(w)}} |\phi\rangle = \langle \psi | \Pi_{\mathcal{C}^{(w')}} |\phi\rangle = 0$. \square

Theorem 6.10. Let \mathbb{H}^3 denote 3D hyperbolic space, and let $B_r(x) \subset \mathbb{H}^3$ denote a ball of radius r centred at x . Consider any arrangement of n qudits in \mathbb{H}^3 such that, for some fixed

r , at most k qudits and at least one qudit are contained within any $B_r(x)$. Let L denote the minimum radius ball $B_L(0)$ containing all the qudits (which wlog we can take to be centred at the origin). Let $H_{\text{bulk}} = \sum_Z h_Z$ be any local Hamiltonian on these qudits, where each h_Z acts only on qudits contained within some $B_r(x)$.

Then we can construct a Hamiltonian H_{boundary} on a 2D boundary manifold $\mathcal{M} \in \mathbb{H}^3$ with the following properties:

1. \mathcal{M} surrounds all the qudits, has diameter $O\left(\max(1, \frac{\ln(k)}{r})L + \log \log n\right)$, and is homeomorphic to the Euclidean 2-sphere.
2. The Hilbert space of the boundary consists of a triangulation of \mathcal{M} by triangles of $O(1)$ area, with a qubit at the centre of each triangle, and a total of $O(n(\log n)^4)$ triangles/qubits.
3. Any local observable/measurement M in the bulk has a set of corresponding observables/measurements $\{M'\}$ on the boundary with the same outcome. A local bulk operator M can be reconstructed on a boundary region A if M acts within the greedy entanglement wedge of A , denoted $\mathcal{E}[A]$.
4. H_{boundary} consists of 2-local, nearest-neighbour interactions between the boundary qubits. Furthermore, H_{boundary} can be chosen to have full local $SU(2)$ symmetry; i.e. the local interactions can be chosen to all be Heisenberg interactions: $H_{\text{boundary}} = \sum_{\langle i,j \rangle} \alpha_{ij} (X_i X_j + Y_i Y_j + Z_i Z_j)$.
5. H_{boundary} is a $(\Delta_L, \epsilon, \eta)$ -simulation of H_{bulk} in the rigorous sense of [9, Definition 23], with $\epsilon, \eta = 1/\text{poly}(\Delta_L)$, $\Delta_L = \Omega\left(\|H_{\text{bulk}}\|^6\right)$, and where the maximum interaction strength $\Lambda = \max_{ij} |\alpha_{ij}|$ in H_{boundary} scales as $\Lambda = O\left(\Delta_L^{\text{poly}(n \log(n))}\right)$.

Proof. There are four steps to this simulation:

Step 1

Simulate H_{bulk} with a Hamiltonian which acts on the bulk indices of a HQECC in \mathbb{H}^3 of radius $R = O\left(\max(1, \frac{\ln(k)}{r})L\right)$.

Note that in a tessellation of \mathbb{H}^3 by Coxeter polytopes the number of polyhedral cells in a ball of radius r' scales as $O(\tau^{r'})$, where we are measuring distances using the word metric, $d(u, v) = l_S(u^{-1}v)$. If we want to embed a Hamiltonian H_{bulk} in a tessellation we will need to rescale distances between the qudits in H_{bulk} so that there is at most one qudit per polyhedral cell of the tessellation. If $\tau^{r'} = k$, then $\frac{r'}{r} = \frac{\ln(k)}{\ln(\tau)r} = O\left(\frac{\ln(k)}{r}\right)$. If $\frac{\ln(k)}{r} \geq 1$ then the qudits in H_{bulk} are more tightly packed than the polyhedral cells in the tessellation, and we need to rescale the distances between the qudits by a factor of $O\left(\frac{\ln(k)}{r}\right)$. If $\frac{\ln(k)}{r} < 1$ then the qudits in H_{bulk} are less tightly packed than the cells of the tessellation, and there is no need for rescaling.

The radius, R , of the tessellation needed to contain all the qudits in H_{bulk} is then given by:

$$R = \begin{cases} O\left(\frac{\ln(k)}{r}L\right), & \text{if } \frac{\ln(k)}{r} \geq 1 \\ O(L) & \text{otherwise} \end{cases} \quad (6.8)$$

After rescaling there is at most one qudit per cell of the tessellation. There will be some cells of the tessellation which don't contain any qudits. We can put 'dummy' qudits in these cells which don't participate in any interactions, so their inclusion is just equivalent to tensoring the Hamiltonian with an identity operator. We can upper and lower bound the number of 'real' qudits in the tessellation. If no cells contain dummy qudits then the number of real qudits in the tessellation is given by $n_{\max} = N = O(\tau^R)$, where N is the number of cells in the tessellation. By assumption there is at least one real qudit in a ball of radius r' , therefore the minimum number of real qudits in the tessellation scales as $n_{\min} = O\left(\frac{\tau^R}{\tau^{r'}}\right) = O(\tau^R) = O(N)$. Therefore $n = \Theta(\tau^R) = \Theta(N)$.

If the tessellation of \mathbb{H}^3 by Coxeter polytopes is going to form a HQECC, the Coxeter polytope must have at least 7 faces. We show in Section 6.2 that this bound is achievable, so we will wlog assume the tessellation we are using is by a Coxeter polytope with 7 faces. The perfect tensor used in the HQECC must therefore have 8 indices. Our method to construct perfect tensors can be used to construct perfect tensors with 8 indices for qudits of prime dimension $p \geq 11$. Qudits of general dimension d can be incorporated by embedding qudits into a d -dimensional subspace of the smallest prime which satisfies both $p \geq d$ and $p \geq 11$. We then add one-body projectors onto the orthogonal complement of these subspaces, multiplied by some $\Delta'_S \geq |H_{\text{bulk}}|$ to the embedded bulk Hamiltonian. The Hamiltonian, H'_{bulk} on the n p -dimensional qudits is then a perfect simulation of H_{bulk} .

We can therefore simulate any H_{bulk} which meets the requirements stated in the theorem with a Hamiltonian which acts on the bulk indices of a HQECC in \mathbb{H}^3 .

Now consider simulating H_{bulk} with a Hamiltonian H_B on the boundary surface of the HQECC. Let:

$$H_B = H' + \Delta_S H_S \quad (6.9)$$

where H_S is as defined in Lemma 6.9, H' satisfies $H' \Pi_C = V(H'_{\text{bulk}} \otimes \mathbb{1}_{\text{dummy}}) V^\dagger$, V is the encoding isometry of the HQECC, Π_C is the projector onto the code-subspace of the HQECC and $\mathbb{1}_{\text{dummy}}$ acts on the dummy qudits.

Provided $\Delta_S \geq \|H'_{\text{bulk}}\|$, Item 1 and Item 2 from Lemma 6.9 ensure that H_B meets the conditions in [9] to be a perfect simulation of H'_{bulk} below energy Δ_S , and (as simulations compose) a perfect simulation of H_{bulk} .

There is freedom in this definition as there are many H' which satisfy the condition stated. We will choose an H' where every bulk operator has been pushed directly out to the boundary, so that a 1-local bulk operator at radius x corresponds to a boundary operator of weight $O(\tau^{R-x})$. We will also require that the Pauli rank of every bulk operator has been preserved (see Theorem D.4 for proof we can choose H' satisfying this condition).

Step 2 ¹⁶

Having constructed H_B we now want to simulate it with a geometrically 2-local qudit Hamiltonian. To achieve this, we make use of the subdivision and 3-2 gadgets from Section 5.3.3.

¹⁶In steps 2 and 3 we are following the methods developed in [32], replacing the qubit perturbation gadgets with qudit perturbation gadgets, and making use of the structure of the interaction graph on the boundary.

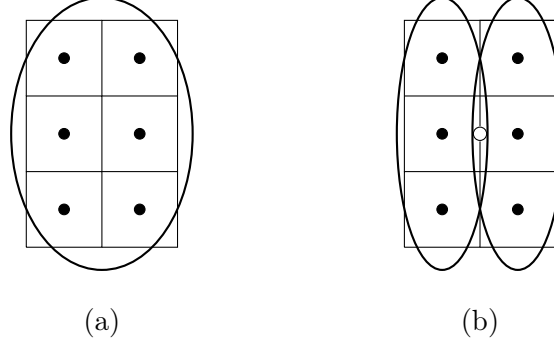


Figure 17. (a) A 6-local interaction in a HQECC where the cells composing the boundary surfaces are square. (b) The 6-local interaction is simulated by two 4-local interactions, by introducing an ancilla qudit (denoted by the white vertex) which is placed on an edge separating the sets of qudits it is interacting with.

Consider simulating a single k -local interaction which is a tensor product of operators of the form $P_A + P_A^\dagger$ by 2-local interactions using these gadgets. The first step will be to simulate the interaction by two $\lceil \frac{k}{2} \rceil + 1$ -local interactions by applying the subdivision gadget. Then apply the subdivision gadget again to give four $O(\frac{k}{4})$ -local interactions. Continue until all the interactions are 3-local. Finally use the 3-2 gadget to simulate on each 3-local interaction. This process requires $O(k)$ ancillas, and $O(\log(k))$ rounds of perturbation theory.

The original qudits are in the centre of the polygon-cells which form the boundary.¹⁷ Place the ancilla qudits required for this simulation on the edges of the cells separating the sets of qudits they are interacting with (see Fig. 17 for an example).

This process can be applied to each of the interactions in H_B independently. H_B contains $O(\tau^x)$ operators of weight $O(\tau^{R-x})$ for $x \in [0, R]$ (see Section 6.1.5). Therefore applying this step to every interaction in H_B will require a total of:

$$N_a = O\left(\sum_{x=0}^R \tau^x \tau^{R-x}\right) = O(R\tau^R) = O(n \log(n)) \quad (6.10)$$

ancilla qudits. Each edge will therefore contain $O(R) = O(\log(n))$ qudits. When breaking down the interactions to 2-local the ancillas are placed nearest the qudits they are interacting with, so none of the resulting 2-local interactions cross more than two of the cells which make up the boundary.

As there are interactions with Pauli-weights which scale as $O(n)$ this step requires $O(\log(n))$ rounds of perturbation theory. By Lemma 5.4, the first round of perturbation theory will require interaction strengths of $\Delta_L = \Omega\left(\|H_{\text{bulk}}\|^6\right)$, while r rounds of perturbation theory requires interaction strengths to scale as $\Delta_L^{6^r}$. Therefore, this step requires maximum interaction strengths scaling as $\Lambda = O\left(\Delta_L^{\text{poly}(n)}\right)$.

¹⁷The polygon cells are the faces of the tensor network which correspond to the uncontracted tensor indices.

Step 3

Each of the ancillas introduced in step 2 has degree at most 6. The degree of the original qudits after step 2 is the same as their degree in the initial hypergraph, which can be calculated as:

$$d = \frac{\sum_{x=0}^R \tau^x \tau^{R-x}}{\tau^R} = R \quad (6.11)$$

Therefore there are $O(\tau^R)$ qudits of degree $O(R)$, and $O(R\tau^R)$ qudits of degree $O(1)$.

We reduce the degree of each vertex to at most $3(p-1)$ (where p is the local dimension of each qudit) in the following manner:¹⁸

- i. Use the subdivision gadget to localise each qudit with degree $O(R)$. This requires $O(R)$ ancilla qudits per cell of the boundary, so $O(R\tau^R)$ ancillas in total.
- ii. Apply the triangle gadget to each qudit to reduce the degree to $3(p-1)$, by pairing edges of the form $P_a + P_a^\dagger$ in parallel. Reducing the degree of one $O(R)$ degree vertex in this manner requires $O(\log(R))$ rounds of perturbation theory, and $O(R)$ ancillas. Therefore applying this step to the entire graph requires $O(R\tau^R)$ ancillas.

Once the degree of each qudit has been reduced there are $O(R)$ qudits in each of the cells of the boundary.

Finally we need to remove all the crossings using crossing gadgets. Each interaction is constrained to 2 of the cells which make up the boundary surface, so we can consider each cell and its adjacent cells separately.¹⁹ There are $O(R)$ qudits, and hence at most $O(R^2)$ interactions in each cell, including contributions from adjacent cells. Therefore there are at most $O(R^4)$ crossings. We use the subdivision gadget to localise each crossing,²⁰ then apply the crossing gadget in parallel to each localised crossing. This requires $O(R^4)$ ancillas per cell of the boundary, so requires $O(R^4\tau^R) = O(n \log(n)^4)$ ancilla qudits. These ancilla qudits are placed within the corresponding face of the boundary surface.

This step required $O(\log \log n)$ rounds of perturbation theory, so we require the maximum interaction strength Λ to scale as $\Lambda = O\left(\Delta_L^{\text{poly}(n \log(n))}\right)$

Label the Hamiltonian resulting from this step as H'_B .

Step 4

Finally, if we want the boundary Hamiltonian to have full local $SU(2)$ symmetry, we can simulate H'_B with a qubit $\{XX + YY + ZZ\}$ -Hamiltonian on a $2d$ lattice, H_{boundary} .

First use the technique from Lemma 21 in [9] to simulate H'_B with a qubit Hamiltonian by simulating each p -dimensional qudit with $\lceil \log_2 p \rceil$ qubits. The resulting Hamiltonian is

¹⁸A recent paper [2] has derived a method to reduce the degree of a Hamiltonian, H , using only polynomial strength interactions. However, this method cannot be used here as it assumes $\|H\| = O(\text{poly}(n))$, whereas $\|H_B\| = O(\exp(n))$.

¹⁹This will double-count some crossings as each cell will be included when considering its adjacent cells too, but as we are only interested in the asymptotic scaling this double-counting is not important.

²⁰This step can be skipped for edges with only one crossing, where each qudit involved in the crossing interactions has degree at most $3(p-1)$.

given by:

$$H_B'' = \mathcal{E}(H_B') + \Delta \sum_{i=0}^{n'} P_i \quad (6.12)$$

where $\mathcal{E}(M) = VMV^\dagger$, $V = W^{\otimes n'}$,²¹ W is an isometry $W : \mathbb{C}^d \rightarrow (\mathbb{C}^2)^{\otimes \lceil \log_2 p \rceil}$, and $P = \mathbb{1} - WW^\dagger$. This requires $n' \lceil \log_2 p \rceil = O(n')$ qubits.

The operators in H_B'' are at most $2 \lceil \log_2 p \rceil$ -local, and the qubits have degree at most $3(p-1) \lceil \log_2 p \rceil$.

Next we use the technique from [9, Lemma 22] to simulate H_B'' with a real Hamiltonian. This is a perfect simulation, which requires $2N' = O(n')$ qubits, it increases the locality of the interactions to at most $4 \lceil \log_2 p \rceil = O(1)$ and doesn't change the degree of the qubits.

Using the technique from [9, Lemma 39] we then simulate the real Hamiltonian with a Hamiltonian containing no Y operators. This involves adding an ancilla qubit for every interaction in the Hamiltonian. As each qubit is involved in a fixed number of interactions, this only requires $O(n')$ ancilla qubits, so the total number of qubits involved in the Hamiltonian is still $O(n')$. The locality of each interaction in the Hamiltonian is increased by 1. This requires $O(1)$ rounds of perturbation theory.

The qubit subdivision and 3-2 perturbation gadgets from [32] can then be used to reduce the Hamiltonian containing no Y s to a 2-local Pauli interaction with no Y s, leaving a Hamiltonian of the form $\sum_{i>j} \alpha_{ij} A_{ij} + \sum_k (\beta_k X_k + \gamma_k Z_k)$ where A_{ij} is one of $X_i X_j$, $X_i Z_j$, $Z_i X_j$ or $Z_i Z_j$ [9, Lemma 39]. This requires $O(1)$ rounds of perturbation theory, and $O(n')$ ancilla qubits.

Next we use the subspace perturbation gadget from [9, Lemma 41] to simulate the Hamiltonian of the form $\sum_{i>j} \alpha_{ij} A_{ij} + \sum_k (\beta_k X_k + \gamma_k Z_k)$ with a $\{XX + YY + ZZ\}$ -Hamiltonian. This requires encoding one logical qubit in four physical qubits, so introduces $O(N')$ ancilla qubits, and requires $O(1)$ rounds of perturbation theory.

Finally, we can simulate the general $\{XX + YY + ZZ\}$ -Hamiltonian with a $\{XX + YY + ZZ\}$ -Hamiltonian on a triangulation of the boundary surface of the HQECC using the perturbation gadgets from [35]. These perturbation gadgets are generalisations of the fork, crossing and subdivision gadgets from [32] which use a pair of mediator qubits, rather than a single ancilla qubit, so that all interactions in the final Hamiltonian are of the form $\{XX + YY + ZZ\}$. Following the method in [35], first reduce the degree of all vertices in the interaction graph to 3 using the subdivision and fork gadgets. This requires $O(1)$ ancillas and $O(1)$ rounds of perturbation theory per qubit, and can be done to all qubits in the Hamiltonian in parallel. Next remove all the crossings. The qudit Hamiltonian H_B' had no crossings, and our simulation of H_B' with a $\{XX + YY + ZZ\}$ -Hamiltonian will have introduced $O(1)$ crossings per qudit in H_B' , so $O(n')$ crossings across the entire interaction graph. The crossings are localised using the subdivision gadget, then removed using the crossing gadget. This requires $O(n')$ ancilla qubits.

Step 4 therefore requires a total of $O(n') = O(n \log(n)^4)$ qubits. The scaling of the interaction strengths in the Hamiltonian is unchanged by this final step as it only required

²¹ n' is the total number of qudits in H_B' .

$O(1)$ rounds of perturbation theory.

Each qubit has degree at most 3, so we can construct a triangulation of the boundary surface with a qubit in the centre of each triangle. This is not an $O(1)$ triangulation, but if we increase the diameter of our boundary manifold to $O\left(\max(1, \frac{\ln(k)}{r})L + \log \log n\right)$ then we can construct an $O(1)$ triangulation with a qubit in the centre of each triangle (this follows because we are working in hyperbolic space). This surface will be homeomorphic to a sphere as boundary surface of the HQECC is homeomorphic to a sphere by Lemma 6.8.

The final Hamiltonian, H_{boundary} , is a $(\Delta_L, \epsilon, \eta)$ -simulation of H_{bulk} with full local $\text{SU}(2)$ symmetry. The total number of qubits required scales as $O\left(n \log(n)^4\right)$, and the interaction strengths in the Hamiltonian scale as $\max_{ij} |\alpha_{ij}| = O\left(\Delta_L^{\text{poly}(n \log(n))}\right)$ where $\Delta_L = \Omega\left(\|H_{\text{bulk}}\|^6\right)$. The perturbation gadget techniques require that $\epsilon, \eta = 1/\text{poly}(\Delta_L)$.²²

It is immediate from the definition of the greedy entanglement wedge [34, Definition 8] that bulk local operators in $\mathcal{E}(A)$ can be reconstructed on A . The boundary observables / measurements $\{M'\}$ corresponding to a bulk observable / measurement M have the same outcome because simulations preserve the outcome of all measurements.

□

Note that the fact that H_{boundary} is a $(\Delta_L, \epsilon, \eta)$ -simulation of H_{bulk} immediately implies, by Theorem 5.3, that the partition function, time dynamics, and all measurement outcomes of the boundary are the same as that of the bulk, up to $O(1/\text{poly}(\epsilon, \eta))$ errors which can be made as small as desired by increasing Δ_L .

6.2 HQECC constructed from pentagonal prisms

The proof of Theorem 6.10 does not require any particular HQECC – all it requires is that one exists. Here and in Section 6.3 we provide examples of two pairs of Coxeter group and tensor which can be used to construct a HQECC. There are many more which could be constructed.

First we construct a HQECC using a perfect tensor, and a non-uniform Coxeter polytope. The Coxeter polytope, P_1 , we use is a pentagonal prism. It is described by the Coxeter diagram, $\Sigma(P_1)$, shown in Fig. 18. The elliptic subdiagrams of $\Sigma(P_1)$ are shown in Table 2.²³

The maximum $|J|$ such that W_J is finite is three, so $|\mathcal{D}_R(w)| \leq 3 \forall w \in W$. Clearly if we construct a perfect tensor with 8 legs, and place one tensor in each polyhedral-cell in a tessellation of \mathbb{H}^3 by pentagonal prisms then the tensor network will be a HQECC. Details of the tensor are given in Section 6.2.1.

The growth rate of the Coxeter group is 3.13.²⁴

²²In steps 2 and 3 we assume that all operators are Pauli rank 2 operators of the form $P_A + P_A^\dagger$. We have shown that the HQECC preserves the Pauli rank of operators (Theorem D.4), so accounting for operators of general form will only increase the overheads calculated by a constant factor.

²³Elliptic subdiagrams are subdiagrams containing $J \subseteq S$ such that W_J is finite.

²⁴The growth rate was calculated using CoxIterWeb [18], a web applet which computes invariants of Coxeter groups.

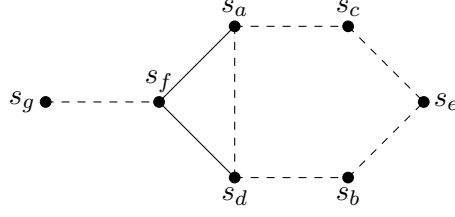


Figure 18. Coxeter diagram, $\Sigma(P_1)$, for the the Coxeter group associated with the pentagonal prism. The vertices of the graph are labelled with the corresponding generator of the Coxeter group. The faces F_f and F_g of the Coxeter polyhedra (corresponding to the generators s_f and s_g) are the pentagonal faces of the prism, the faces $F_a - F_e$ are the quadrilateral faces.

Name	Diagram	Generating sets
A_1	•	$\{s_a\}, \{s_b\}, \{s_c\}, \{s_d\}, \{s_e\}, \{s_f\}, \{s_g\}$
$A_1 \times A_1$	• •	$\{s_a, s_b\}, \{s_a, s_e\}, \{s_a, s_g\}, \{s_b, s_c\},$ $\{s_b, s_f\}, \{s_b, s_g\}, \{s_c, s_d\},$ $\{s_c, s_f\}, \{s_c, s_g\}, \{s_d, s_e\},$ $\{s_d, s_g\}, \{s_e, s_f\}, \{s_e, s_g\}$
A_2 (equivalently $I_2^{(3)}$)	• — •	$\{s_a, s_f\}, \{s_d, s_f\}$
$A_1 \times A_1 \times A_1$	• • •	$\{s_a, s_e, s_g\}, \{s_a, s_b, s_g\}, \{s_c, s_d, s_g\},$ $\{s_d, s_e, s_g\}, \{s_b, s_c, s_f\}, \{s_b, s_c, s_g\}$
$A_2 \times A_1$	• — • •	$\{s_a, s_b, s_f\}, \{s_a, s_e, s_f\}, \{s_c, s_d, s_f\}, \{s_d, s_e, s_f\}$

Table 2. Elliptic subdiagrams of $\Sigma(P_1)$.

6.2.1 Perfect tensor

We use the procedure set out in Appendix E to construct a perfect tensor with the required properties.

Construct a AME(8, 11) stabilizer state via a classical Reed Solomon code with $n = 8, k = 4$ over \mathbb{Z}_{11} defined by the set $S = \{1, 2, 3, 4, 5, 6, 7, 8\} \in \mathbb{Z}_{11}$. The generator matrix is given by:

$$G = \begin{pmatrix} 1 & 1 & 1 & 1 & 1 & 1 & 1 & 1 \\ 1 & 2 & 3 & 4 & 5 & 6 & 7 & 8 \\ 1 & 4 & 9 & 5 & 3 & 3 & 5 & 9 \\ 1 & 8 & 5 & 9 & 4 & 7 & 2 & 6 \end{pmatrix} \quad (6.13)$$

In standard form this becomes:

$$G = \begin{pmatrix} 1 & 0 & 0 & 0 & 10 & 7 & 1 & 2 \\ 0 & 1 & 0 & 0 & 4 & 4 & 3 & 4 \\ 0 & 0 & 1 & 0 & 5 & 2 & 10 & 4 \\ 0 & 0 & 0 & 1 & 4 & 10 & 9 & 2 \end{pmatrix} \quad (6.14)$$

Giving a parity check matrix:

$$H = \begin{pmatrix} 1 & 7 & 6 & 7 & 1 & 0 & 0 & 0 \\ 4 & 7 & 9 & 1 & 0 & 1 & 0 & 0 \\ 10 & 8 & 1 & 2 & 0 & 0 & 1 & 0 \\ 9 & 7 & 7 & 9 & 0 & 0 & 0 & 1 \end{pmatrix} \quad (6.15)$$

The stabilizer generators of the AME(8, 11) stabilizer state are then given by:

$$M = \left(\begin{array}{cccccc|cccccc} 1 & 0 & 0 & 0 & 10 & 7 & 1 & 2 & 0 & 0 & 0 & 0 & 0 & 0 & 0 \\ 0 & 1 & 0 & 0 & 4 & 4 & 3 & 4 & 0 & 0 & 0 & 0 & 0 & 0 & 0 \\ 0 & 0 & 1 & 0 & 5 & 2 & 10 & 4 & 0 & 0 & 0 & 0 & 0 & 0 & 0 \\ 0 & 0 & 0 & 1 & 4 & 10 & 9 & 2 & 0 & 0 & 0 & 0 & 0 & 0 & 0 \\ 0 & 0 & 0 & 0 & 0 & 0 & 0 & 0 & 1 & 7 & 6 & 7 & 1 & 0 & 0 \\ 0 & 0 & 0 & 0 & 0 & 0 & 0 & 0 & 4 & 7 & 9 & 1 & 0 & 1 & 0 \\ 0 & 0 & 0 & 0 & 0 & 0 & 0 & 0 & 10 & 8 & 1 & 2 & 0 & 0 & 1 \\ 0 & 0 & 0 & 0 & 0 & 0 & 0 & 0 & 9 & 7 & 7 & 9 & 0 & 0 & 1 \end{array} \right) \quad (6.16)$$

The tensor which describes the stabilizer state is a perfect tensor.

6.3 HQECC based on the order-4 dodecahedral honeycomb

There are only four compact, regular honeycombings of \mathbb{H}^3 , and all the honeycombings are by polyhedra with even number of faces, so to use any of them in a HQECC would require a pseudo-perfect tensor. Here we use the order-4 dodecahedral honeycomb.

The Coxeter polytope, P_2 , we use is right angled dodecahedron. It is described by the Coxeter diagram, $\Sigma(P_2)$, shown in Fig. 19. The elliptic subdiagrams of $\Sigma(P_2)$ are shown in Table 3.

The maximum $|J|$ such that W_J is finite is three, so $|\mathcal{D}_R(w)| \leq 3 \forall w \in W$. Clearly if we construct a pseudo-perfect tensor with 13 legs, and place one tensor in each polyhedral-cell in a tessellation of \mathbb{H}^3 by right-angled dodecahedra then the tensor network will be a HQECC. Details of the tensor are given in Section 6.3.1.

The growth rate of the Coxeter group is 7.87.²⁵

6.3.1 Pseudo-perfect tensor

We use the procedure set out in Appendix E to construct a pseudo-perfect tensor with the required properties.

Construct a AME(13, 13) stabilizer state via a classical Reed Solomon code with $n = 13, k = 6$ over \mathbb{Z}_{13} defined by the set $S = \{0, 1, 2, 3, 4, 5, 6, 7, 8, 9, 10, 11, 12\} \in \mathbb{Z}_{13}$. The

²⁵The growth rate was calculated using CoxIterWeb [18], a web applet which computes invariants of Coxiter groups.

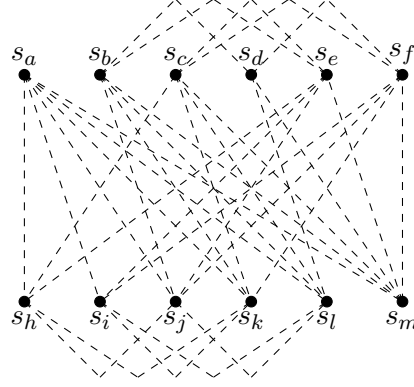


Figure 19. Coxeter diagram, $\Sigma(P_2)$, for the the Coxeter group associated with order-4 dodecahedral honeycomb. Each pentagonal face of a dodecahedral cell has a dihedral angle of $\frac{\pi}{2}$ with the five faces it intersects, and diverges from the other six faces of the dodecahedron.

Name	Diagram	Generating sets
A_1	•	$\{s_a\}, \{s_b\}, \{s_c\}, \{s_d\}, \{s_e\}, \{s_f\},$ $\{s_g\}, \{s_h\}, \{s_i\}, \{s_j\}, \{s_k\}, \{s_l\}$
$A_1 \times A_1$	• •	$\{s_a, s_b\}, \{s_a, s_c\}, \{s_a, s_d\}, \{s_a, s_e\},$ $\{s_a, s_f\}, \{s_b, s_c\}, \{s_b, s_d\}, \{s_b, s_e\},$ $\{s_b, s_f\}, \{s_c, s_d\}, \{s_c, s_e\}, \{s_c, s_f\},$ $\{s_d, s_e\}, \{s_d, s_f\}, \{s_e, s_f\}, \{s_g, s_h\},$ $\{s_g, s_i\}, \{s_g, s_j\}, \{s_g, s_k\}, \{s_g, s_l\},$ $\{s_h, s_i\}, \{s_h, s_j\}, \{s_h, s_k\}, \{s_h, s_l\},$ $\{s_i, s_j\}, \{s_i, s_k\}, \{s_i, s_l\}, \{s_j, s_k\},$ $\{s_j, s_l\}, \{s_k, s_l\}$
$A_1 \times A_1 \times A_1$	• • •	$\{s_a, s_b, s_c\}, \{s_a, s_b, s_d\}, \{s_a, s_b, s_e\}, \{s_a, s_b, s_f\},$ $\{s_a, s_c, s_d\}, \{s_a, s_c, s_e\}, \{s_a, s_c, s_f\}, \{s_a, s_d, s_e\},$ $\{s_a, s_d, s_f\}, \{s_b, s_c, s_d\}, \{s_b, s_c, s_e\}, \{s_b, s_c, s_f\},$ $\{s_b, s_d, s_e\}, \{s_b, s_d, s_f\}, \{s_b, s_e, s_f\}, \{s_c, s_d, s_e\},$ $\{s_c, s_d, s_f\}, \{s_c, s_e, s_f\}, \{s_d, s_e, s_f\}, \{s_g, s_h, s_i\},$ $\{s_g, s_h, s_j\}, \{s_g, s_h, s_k\}, \{s_g, s_h, s_l\}, \{s_h, s_i, s_j\},$ $\{s_h, s_i, s_k\}, \{s_h, s_i, s_l\}, \{s_i, s_j, s_k\}, \{s_i, s_j, s_l\},$ $\{s_j, s_k, s_l\}$

Table 3. Elliptic subdiagrams of $\Sigma(P_2)$.

generator matrix is given by:

$$G = \begin{pmatrix} 1 & 1 & 1 & 1 & 1 & 1 & 1 & 1 & 1 & 1 & 1 & 1 & 1 \\ 0 & 1 & 2 & 3 & 4 & 5 & 6 & 7 & 8 & 9 & 10 & 11 & 12 \\ 0 & 1 & 4 & 9 & 3 & 12 & 10 & 10 & 12 & 3 & 9 & 4 & 1 \\ 0 & 1 & 8 & 1 & 12 & 8 & 8 & 5 & 5 & 1 & 12 & 5 & 12 \\ 0 & 1 & 3 & 3 & 9 & 1 & 9 & 9 & 1 & 9 & 3 & 3 & 1 \\ 0 & 1 & 6 & 9 & 10 & 5 & 2 & 11 & 8 & 3 & 4 & 7 & 12 \end{pmatrix} \quad (6.17)$$

In standard form this becomes:

$$G = \begin{pmatrix} 1 & 0 & 0 & 0 & 0 & 0 & 12 & 7 & 5 & 9 & 4 & 8 & 6 \\ 0 & 1 & 0 & 0 & 0 & 0 & 6 & 9 & 3 & 3 & 11 & 8 & 11 \\ 0 & 0 & 1 & 0 & 0 & 0 & 11 & 7 & 6 & 8 & 11 & 1 & 7 \\ 0 & 0 & 0 & 1 & 0 & 0 & 7 & 1 & 11 & 8 & 6 & 7 & 11 \\ 0 & 0 & 0 & 0 & 1 & 0 & 11 & 8 & 11 & 3 & 3 & 9 & 6 \\ 0 & 0 & 0 & 0 & 0 & 1 & 6 & 8 & 4 & 9 & 5 & 7 & 12 \end{pmatrix} \quad (6.18)$$

Giving a parity check matrix:

$$H = \begin{pmatrix} 1 & 7 & 2 & 6 & 2 & 7 & 1 & 0 & 0 & 0 & 0 & 0 & 0 \\ 6 & 4 & 6 & 12 & 5 & 5 & 0 & 1 & 0 & 0 & 0 & 0 & 0 \\ 8 & 10 & 7 & 2 & 2 & 9 & 0 & 0 & 1 & 0 & 0 & 0 & 0 \\ 4 & 10 & 5 & 5 & 10 & 4 & 0 & 0 & 0 & 1 & 0 & 0 & 0 \\ 9 & 2 & 2 & 7 & 10 & 8 & 0 & 0 & 0 & 0 & 1 & 0 & 0 \\ 5 & 5 & 12 & 6 & 4 & 6 & 0 & 0 & 0 & 0 & 0 & 1 & 0 \\ 7 & 2 & 6 & 2 & 7 & 1 & 0 & 0 & 0 & 0 & 0 & 0 & 1 \end{pmatrix} \quad (6.19)$$

The stabilizer generators of the AME(13, 13) state are given by:

$$M = \begin{pmatrix} G & 0 \\ 0 & H \end{pmatrix} \quad (6.20)$$

The tensor which describes the AME(13, 13) stabilizer state is a pseudo-perfect tensor.

Acknowledgements

The authors would like to thank Eva Silverstein for very helpful discussions about holographic dualities, and Fernando Pastawski for explaining holographic tensor network constructions, during the 2017 KITP programme on Quantum Physics of Information. This research was supported in part by the National Science Foundation under Grant No. NSF PHY-1748958. TK is supported by the EPSRC Centre for Doctoral Training in Delivering Quantum Technologies [EP/L015242/1]. TC is supported by the Royal Society.

A (Pseudo-)perfect tensors and absolutely maximally entangled states

Perfect and pseudo-perfect tensors are closely related to the concept of absolutely maximally entangled (AME) states, which are maximally entangled across all bipartitions. More formally:

Definition A.0.1 (Absolutely maximally entangled states, definition 1 from [24]). *An AME state is a pure state, shared among n parties $P = \{1, \dots, n\}$, each having a system of dimension q . Hence, $|\Phi\rangle \in \mathcal{H}_1 \otimes \dots \otimes \mathcal{H}_n$, with the following equivalent properties:*

- i. $|\Phi\rangle$ is maximally entangled for any possible bipartition. This means that for any bipartition of P into disjoint sets A and B with $A \cup B = P$, and without loss of generality $m = |B| \leq |A| = n - m$, the state $|\Phi\rangle$ can be written in the form:

$$|\Phi\rangle = \frac{1}{\sqrt{d^m}} \sum_{\mathbf{k} \in \mathbb{Z}_q^m} |k_1\rangle_{B_1} |k_2\rangle_{B_2} \dots |k_m\rangle_{B_m} |\phi(\mathbf{k})\rangle_A \quad (\text{A.1})$$

with $\langle \phi(k) | \phi(k') \rangle = \delta_{kk'}$

- ii. The reduced density matrix of every subset of parties $A \subset P$ with $|A| = \lfloor \frac{n}{2} \rfloor$ is maximally mixed, $\rho_A = q^{-\lfloor \frac{n}{2} \rfloor} \mathbb{1}_{q^{-\lfloor \frac{n}{2} \rfloor}}$.
- iii. The reduced density matrix of every subset of parties $A \subset P$ with $|A| \leq \frac{n}{2}$ is maximally mixed.
- iv. The von Neumann entropy of every subset of parties $A \subset P$ with $|A| = \lfloor \frac{n}{2} \rfloor$ is maximal, $S(A) = \lfloor \frac{n}{2} \rfloor \log q$.
- v. The von Neumann entropy of every subset of parties $A \subset P$ with $|A| \leq \frac{n}{2}$ is maximal, $S(A) = |A| \log q$.

These are all necessary and sufficient conditions for a state to be absolutely maximally entangled. We denote such state as an AME(n, q) state.

The connection between perfect tensors and AME states was noted in [34], and separately in [16] (where perfect tensors are referred to as multi-unitary matrices). Here we generalise the arguments from [16] to encompass the case of pseudo-perfect tensors.

A t -index tensor, where each index ranges over q values, describes a pure quantum state of t q -dimensional qudits:

$$|\psi\rangle = \sum_{a_1 a_2 \dots a_t \in \mathbb{Z}_q^t} T_{a_1 a_2 \dots a_t} |a_1 a_2 \dots a_t\rangle \quad (\text{A.2})$$

A necessary and sufficient condition for $|\psi\rangle$ to be an AME state is that the reduced density matrix of any set of particles A such that $|A| \leq \lfloor \frac{t}{2} \rfloor$ is maximally mixed. The reduced density matrix ρ_A can be calculated as $\rho_A = M M^\dagger$, where M is a $|A| \times |A^c|$ matrix formed by reshaping T . Therefore, the state $|\psi\rangle$ is an AME state if and only if the tensor T is an isometry from any set of indices A to the complementary set of indices A^c with $|A| \leq |A^c|$.

If t is even (odd) this implies that T is a perfect (pseudo-perfect) tensor. Therefore an AME state containing an even (odd) number of qudits can be described by a perfect (pseudo-perfect) tensor, and every perfect (pseudo-perfect) tensor describes an AME state on an even (odd) number of qudits.

B (Pseudo-)perfect tensors and quantum error correcting codes

An $[n, k, d]_q$ quantum error correcting code (QECC) encodes k q -dimensional qudits into n q -dimensional qudits, such that $d - 1$ located errors (or $\frac{d-1}{2}$ unlocated errors) can be corrected. The quantum Singleton bound states that $n - k \geq 2(d - 1)$. A QECC that saturates the quantum Singleton bound is known as a quantum maximum distance separable (MDS) code.

Previous work has established that every $\text{AME}(2m, q)$ state is the purification of a quantum MDS code [24, 25].²⁶ Furthermore, viewing the perfect tensor which describes an $\text{AME}(2m, q)$ state as a linear map from 1 leg to $2m - 1$ legs, it is the encoding isometry of the quantum MDS code encoding one logical qudit [34].

We can generalise the proof in [25] to further characterise the connection between (pseudo-)perfect tensors and QECC:

Theorem B.1. *Every $\text{AME}(t, q)$ state is the purification of a $[t - k, k, \lfloor \frac{t}{2} \rfloor - k + 1]_q$ QECC for $1 \leq k \leq \lfloor \frac{t}{2} \rfloor$.*²⁷

Proof. Let $|\Phi\rangle$ be an $\text{AME}(t, q)$ state, and let $m = \lfloor \frac{t}{2} \rfloor$. For any partition of the state into disjoint sets L , A and B such that $|L| = k \leq m$, $|A| = m - k$ and $|B| = \lceil \frac{t}{2} \rceil$ we can write:

$$|\Phi\rangle = \sqrt{\frac{1}{q^m}} \sum_{\mathbf{i} \in \mathbb{Z}_q^k, \mathbf{j} \in \mathbb{Z}_q^{m-k}} |i_1 \dots i_k\rangle_L |j_1 \dots j_{m-k}\rangle_A |\phi(\mathbf{i}, \mathbf{j})\rangle_B \quad (\text{B.1})$$

The set $A \cup B$ are the physical qudits. Define the basis states of a QECC as:

$$\begin{aligned} |\Phi_{\mathbf{i}}\rangle &= \sqrt{q^k} \langle i_1 \dots i_k | \Phi \rangle \\ &= \sum_{\mathbf{j} \in \mathbb{Z}_q^{m-k}} \sqrt{\frac{1}{q^{m-k}}} |j_1 \dots j_{m-k}\rangle_A |\phi(\mathbf{i}, \mathbf{j})\rangle_B \end{aligned} \quad (\text{B.2})$$

Encode a logical state in the physical qudits as:

$$|a\rangle = \sum_{\mathbf{i} \in \mathbb{Z}_q^k} a_{\mathbf{i}} |\mathbf{i}\rangle \rightarrow \sum_{\mathbf{i} \in \mathbb{Z}_q^k} a_{\mathbf{i}} |\Phi_{\mathbf{i}}\rangle \quad (\text{B.3})$$

Now consider tracing out $m - k$ of the physical qudits. Since the sets A and B in Eq. (B.1) are arbitrary, we can always choose that the qudits we trace out are in the set A . The qudits we are left with are then in the state:

$$\rho_B = \frac{1}{q^{m-k}} \sum_{\mathbf{i}, \mathbf{i}', \mathbf{j}} a_{\mathbf{i}} a_{\mathbf{i}}^* |\phi(\mathbf{i}, \mathbf{j})\rangle \langle \phi(\mathbf{i}', \mathbf{j})| \quad (\text{B.4})$$

We can recover the logical state by performing the unitary operation:

$$U_B |\phi(\mathbf{i}, \mathbf{j})\rangle_B = \begin{cases} |i_1\rangle_{B_1} \dots |i_k\rangle_{B_k} |j_1\rangle_{B_{k+1}} \dots |j_{m-k}\rangle_{B_m} & \text{for } t \text{ even} \\ |i_1\rangle_{B_1} \dots |i_k\rangle_{B_k} |j_1\rangle_{B_{k+1}} \dots |j_{m-k}\rangle_{B_m} |0\rangle_{B_{m+1}} & \text{for } t \text{ odd} \end{cases} \quad (\text{B.5})$$

²⁶The original proof actually demonstrates that $\text{AME}(2m, q)$ states are the purification of a threshold quantum secret sharing (QSS) scheme, however every pure QSS scheme is equivalent to a quantum MDS code [7] so the result follows immediately.

²⁷The proof of this theorem is a straightforward generalisation of [25, Theorem 2]

which will give:

$$U_B \rho_B U_B^\dagger = |a\rangle \langle a| \otimes \frac{1}{q^{m-k}} \sum_j |j\rangle \langle j| \quad (\text{B.6})$$

Therefore, any set of $t - m$ qudits contains all the information about the logical state. By the no-cloning theorem, any set of m qudits contains no information about the logical state, so the QECC can correct exactly $m - k = \lfloor \frac{t}{2} \rfloor - k$ erasure errors. This gives $d = \lfloor \frac{t}{2} \rfloor - k + 1$. \square

Therefore, an $\text{AME}(2m, q)$ state is the purification of a quantum MDS code with parameters $[2m - k, k, m - k + 1]_q$; while an $\text{AME}(2m + 1, q)$ state is the purification of a QECC with parameters $[2m + 1 - k, k, m - k + 1]_q$. The parameters in the $\text{AME}(2m + 1, q)$ case do not saturate the Singleton bound, so it is not an MDS code, but it is an optimal QECC.²⁸

If we consider the (pseudo-)perfect tensor, T , which describes an $\text{AME}(t, q)$ state $|\Phi\rangle$ we have:

$$|\Phi\rangle = \sum_{\mathbf{i} \in \mathbb{Z}_q^k, \mathbf{j} \in \mathbb{Z}_q^{t-k}} T_{\mathbf{i}, \mathbf{j}} |\mathbf{i}\rangle_L |\mathbf{j}\rangle_P \quad (\text{B.7})$$

where L and P are the sets of logical and physical qudits in the corresponding QECC, $|L| = k$, $|P| = t - k$. The basis states for the QECC are then:

$$|\Phi_{\mathbf{i}}\rangle = \sum_{\mathbf{j} \in \mathbb{Z}_q^{t-k}} T_{\mathbf{i}, \mathbf{j}} |\mathbf{j}\rangle_P \quad (\text{B.8})$$

and the encoding isometry is:

$$V = \sum_{\mathbf{i} \in \mathbb{Z}_q^k, \mathbf{j} \in \mathbb{Z}_q^{t-k}} T_{\mathbf{i}, \mathbf{j}} |\mathbf{j}\rangle \langle \mathbf{i}| \quad (\text{B.9})$$

So, viewed as an isometry from k legs to $t - k$ legs a (pseudo-)perfect tensor is the encoding isometry of a $[t - k, k, \lfloor \frac{t}{2} \rfloor - k + 1]_q$ QECC.

C Qudit stabilizer codes and states

We restrict our attention to qudits of dimension p where p is an odd prime.

C.1 Generalised Pauli group

The generalised Pauli operators on p dimensional qudits are defined as:

$$X = \sum_{j=0}^{p-1} |j+1\rangle \langle j| \quad (\text{C.1})$$

²⁸The terms MDS quantum code and optimal quantum code are sometimes used interchangeably. Here, by an optimal quantum code we mean either an MDS code, or a code for which $n - k$ is odd so which cannot saturate the Singleton bound, but for which the distance d is maximal given this constraint.

$$Z = \sum_{j=0}^{p-1} \omega^j |j\rangle \langle j| \quad (\text{C.2})$$

where $\omega = e^{\frac{2\pi i}{p}}$. The generalised Pauli operators obey the relations $X^p = Z^p = \mathbb{1}$ and $XZ = \omega ZX$.

The Pauli group on n qudits is given by $\mathcal{G}_{n,p} = \langle \omega^a X^{\mathbf{b}} Z^{\mathbf{c}} \rangle$ where $a \in \mathbb{Z}_p$, $\mathbf{b}, \mathbf{c} \in \mathbb{Z}_p^n$. Two elements $\omega^a X^{\mathbf{b}} Z^{\mathbf{c}}$ and $\omega^{a'} X^{\mathbf{b}'} Z^{\mathbf{c}'}$ commute if and only if $\mathbf{b}' \cdot \mathbf{c} = \mathbf{b} \cdot \mathbf{c}'$, where all addition is mod p .

C.2 Qudit stabilizer codes

A stabilizer code \mathcal{C} on n qudits is a p^k -dimensional subspace of the Hilbert space given by:

$$\mathcal{C} = \{|\psi\rangle \mid M|\psi\rangle = |\psi\rangle \forall M \in S\} \quad (\text{C.3})$$

where S is an Abelian subgroup of $\mathcal{G}_{n,p}$ that does not contain $\omega\mathbb{1}$.

The projector onto \mathcal{C} is given by [13]:

$$\Pi = \frac{1}{|S|} \sum_{M \in S} M \quad (\text{C.4})$$

where $|S| = p^{n-k}$. S is an elementary Abelian p -group, so this implies that a minimal generating set for S contains $n - k$ elements [28].

The minimum weight of a logical operator in an $[n, k, d]$ stabilizer code is d . This is also the minimum weight of any operator that is not in the stabilizer, but which commutes with every element of the stabilizer.

A stabilizer code with $k = 0$ is a stabilizer state.

D Stabilizer (pseudo-)perfect tensors

A stabilizer (pseudo-)perfect tensor describes stabilizer AME states. This implies, using the method in [14] for generating short qubit stabilizer codes from longer ones, that the QECCs described by the tensors are stabilizer codes:

Theorem D.1. *If a (pseudo-)perfect tensor, T , with t legs describes a stabilizer AME(t, p) state, then the $[t - k, k, \lfloor \frac{t}{2} \rfloor - k + 1]_p$ QECCs (for $1 \leq k \leq \lfloor \frac{t}{2} \rfloor$) described by the tensor are stabilizer codes. The stabilizers of the code are given by the stabilizers of the AME state which start with $I^{\otimes k}$, restricted to the last $t - k$ qudits.*

Proof. Consider an AME(t, p) stabilizer state with stabilizer S :

$$|\Phi\rangle = \sqrt{\frac{1}{p^m}} \sum_{\mathbf{i} \in \mathbb{Z}_p^m} |i_1 \dots i_m\rangle_A |\phi(\mathbf{i})\rangle_B \quad (\text{D.1})$$

where $|A| = m = \lfloor \frac{t}{2} \rfloor$, $|B| = \lceil \frac{t}{2} \rceil$.

We have that $M|\Phi\rangle = |\Phi\rangle$ for all $M \in S$, where $|S| = p^t$ so a minimal generating set for S contains t elements. We can always pick a generating set for S so that M_1 and M_2

begin with X and Z respectively, and M_3 to M_t begin with $\mathbb{1}$ [14]. Define M'_j to be M_j restricted to the last $t-1$ qudits, where $j = 1, \dots, t$.

Consider the codespace, \mathcal{C} , for a $[t-1, 1, \lfloor \frac{t}{2} \rfloor]_p$ error correcting code described by T :

$$|\psi\rangle = \sum_{i_1 \in \mathbb{Z}} a_{i_1} |\Phi_{i_1}\rangle \quad (\text{D.2})$$

where $\sum_i a_i^2 = 1$ and $|\Phi_{i_1}\rangle = \sqrt{p} \langle i_1 | \Phi \rangle$. If we act on $|\psi\rangle \in \mathcal{C}$ with M'_j we find $M'_j |\psi\rangle = |\psi\rangle$ for $j = 3, \dots, t$, $M'_j |\psi\rangle = |\psi'\rangle \in \mathcal{C}$ where $|\psi'\rangle \neq |\psi\rangle$ for $j = 1, \dots, 2$.

The group S' generated by M'_j for $j = 3, \dots, t$ contains $|S'| = p^{t-2}$ elements, and it stabilizes the $[t-1, 1, \lfloor \frac{t}{2} \rfloor]_p$ code described by T with codespace \mathcal{C} .

This procedure for discarding two stabilizer generators from a $[n, k, d]$ code to obtain an $[n-1, k+1, d-1]$ code is always possible provided $d > 1$ [14]. So we can repeat the procedure $\lfloor \frac{t}{2} \rfloor - 1$ times, demonstrating that the $[t-k, k, \lfloor \frac{t}{2} \rfloor - k + 1]_p$ QECCs for $1 \leq k \leq \lfloor \frac{t}{2} \rfloor$ described by the perfect tensor are stabilizer codes. \square

We also require that all the QECC used in our construction map logical Pauli operators to physical Pauli operators. It is known that for qubit stabilizer codes a basis can always be chosen so that this is true [14], and the same group-theoretic proof applies to qudit stabilizer codes.²⁹ The physical Pauli operators we obtain using this method are not given by acting on the logical Pauli operators with the encoding isometry, but they have the same action in the code subspace. So, we have that for qudit stabilizer codes it is always possible to pick a basis where $VPV^\dagger = P'VV^\dagger$ where P is a k -qudit Pauli operator, P' is an n -qudit Pauli operator, and V is the encoding isometry of the QECC.

In our holographic QECC we do not have complete freedom to pick a basis, so we also need to show that we can pick this basis consistently. In order to show this we will require two lemmas about qudit stabilizer codes.

Lemma D.2. *The smallest subgroup, G , of the Pauli group $\mathcal{G}_{n,p}$ such that $\forall P \in \mathcal{G}_{n,p}$, $P \neq \mathbb{1}^{\otimes n}$, $\exists M \in G$ where $MP \neq PM$ is the entire Pauli group.*

Proof. Consider the following process for constructing a set A element by element such that $\forall P \in \mathcal{G}_{n,p}$, $P \neq \mathbb{1}^{\otimes n}$, $\exists M \in A$ where $MP \neq PM$:

1. Select an arbitrary element of $\mathcal{G}_{n,p}$, $P^{(1)} = \omega^{a^{(1)}} X^{\mathbf{b}^{(1)}} Z^{\mathbf{c}^{(1)}}$.
2. Pick an element $P^{(1')} = \omega^{a^{(1')}} X^{\mathbf{b}^{(1')}} Z^{\mathbf{c}^{(1')}} such that $\mathbf{b}^{(1')} \cdot \mathbf{c}^{(1)} \neq \mathbf{b}^{(1)} \cdot \mathbf{c}^{(1')}$. This ensures that $P^{(1')}$ does not commute with $P^{(1)}$, and $P^{(1')}$ is our first element of A .$
3. Pick an arbitrary element, $P^{(i)}$ of $\mathcal{G}_{n,p}$ which commutes with every element of A and is not the identity.
4. Choose any element, $P^{(i')}$ of $\mathcal{G}_{n,p}$ which does not commute with $P^{(i)}$, and add it to A .

²⁹The discussion in [14] actually shows that there is an automorphism between $\mathcal{G}_{k,2}$ and $N(S)/S$, where $N(S)$ is the normalizer of S in $\mathcal{G}_{n,2}$. As $N(S) \in \mathcal{G}_{n,2}$ this is sufficient. The discussion in [14] can be extended to qudits of prime dimension by replacing phase factors of 4 with factors of p , and dimension factors of 2 with factors of p .

5. Repeat steps (3) and (4) until $\forall P \in \mathcal{G}_{n,p}$, $P \neq \mathbb{1}^{\otimes n}$, $\exists M \in A$ such that $MP \neq PM$.

When we construct A , every element $P^{(i')} = \omega^{a^{(i')}} X^{\mathbf{b}^{(i')}} Z^{\mathbf{c}^{(i'')}}$ which we add to A is independent from every element already in A . To see this note that by assumption there is some $P^{(i)}$ which commutes with every element in A , but does not commute with $P^{(i')}$. If $P^{(i')}$ was not independent from the other elements of A , and $\mathbf{b}^{(i')} = \sum_k \mathbf{b}^{(k)}$ and $\mathbf{c}^{(i')} = \sum_k \mathbf{c}^{(k)}$ where $P^{(k)} \in A$ for all k , then $\mathbf{b}^{(i')} \cdot \mathbf{c}^{(i)} = \sum_k \mathbf{b}^{(k)} \cdot \mathbf{c}^{(i)} = \sum_k \mathbf{b}^{(i)} \cdot \mathbf{c}^{(k)}$ and $\mathbf{b}^{(i)} \cdot \mathbf{c}^{(i')} = \sum_k \mathbf{b}^{(i)} \cdot \mathbf{c}^{(k)}$ so $\mathbf{b}^{(i')} \cdot \mathbf{c}^{(i)} = \mathbf{b}^{(i)} \cdot \mathbf{c}^{(i')}$, and $P^{(i')}$ would commute with $P^{(i)}$, contradicting our initial assumption.

We need to determine the minimum number of elements in A when this process terminates.

Suppose we have repeated steps (3) and (4) m times, so that $|A| = m$. If there is an element $P^{(k)} = \omega^{a^{(k)}} X^{\mathbf{b}^{(k)}} Z^{\mathbf{c}^{(k)}}$ of $\mathcal{G}_{n,p}$ which commutes with every element of A then $\mathbf{b}^{(i')} \cdot \mathbf{c}^{(k)} = \mathbf{b}^{(k)} \cdot \mathbf{c}^{(i')}$ for all $P^{(i')} \in A$. $P^{(k)}$ is described by $2n$ degrees of freedom: $b_1^{(k)}, \dots, b_n^{(k)}$ and $c_1^{(k)}, \dots, c_n^{(k)}$, and there are m homogeneous equations which $P^{(k)}$ needs to satisfy.³⁰ Provided $m < 2n$, the set of equations is underdetermined, and we can always choose a $P^{(k)}$ which commutes with every element of A and is not the identity. If $m = 2n$ then the solution to the equations is uniquely determined, and is the identity. At this point we cannot continue with the process, so it terminates with $|A| = 2n$.

Therefore, the smallest set A of elements of $\mathcal{G}_{n,p}$ such that $\forall P \in \mathcal{G}_{n,p}$, $P \neq \mathbb{1}^{\otimes n}$, $\exists M \in A$ where $MP \neq PM$ contains $2n$ elements. At this stage A is not a group because all the elements of A are independent so the set isn't closed. Any $2n$ independent elements of $\mathcal{G}_{n,p}$ generate the entire group, so the smallest group G which contains every element of A is $\mathcal{G}_{n,p}$ itself. \square

Lemma D.3. *In an $[n, k, d]_p$ stabilizer code, the action of an encoded Pauli operator \bar{P} on any $d - 1$ physical qudits can be chosen to be any element of $\mathcal{G}_{d-1,p}$.*

Proof. The encoded Pauli operator \bar{P} is not unique, and the different possible physical operators are related by elements of the stabilizer. We therefore need to show that the stabilizer S restricted to any set of $d - 1$ qudits is the entire Pauli group $\mathcal{G}_{d-1,p}$.

An $[n, k, d]_p$ stabilizer code can correct all Pauli errors of weight $d - 1$ and less. A correctable error doesn't commute with some element of the stabilizer, so for any Pauli operator of weight $d - 1$ there $\exists M \in S$ such that $[M, P] \neq 0$. The result follows immediately from Lemma D.2. \square

Theorem D.4. *If there exists a basis such that the QECC described by a (pseudo-)perfect tensor, T , from qudit l to $t - 1$ qudits maps Pauli operators to Pauli operators, then all other QECC described by T which include qudit l in the logical set also map Pauli operators to Pauli operators in that basis.*

³⁰The equations are homogeneous as all constant terms are equal to zero. Homogeneity of the equations ensures that the equations are not inconsistent.

Proof. Let the AME state described by T be given by:

$$|\Phi\rangle = \sum_{a \in \mathbb{Z}_p} \sum_{\mathbf{b} \in \mathbb{Z}_p^{k-1}} \sum_{\mathbf{c} \in \mathbb{Z}_p^{m-k}} |a\rangle_l |b_1 \dots b_{k-1}\rangle_L |c_1 \dots c_{m-k}\rangle_A |\phi(a, \mathbf{b}, \mathbf{c})\rangle_B \quad (\text{D.3})$$

where $m = \lfloor \frac{t}{2} \rfloor$, and $|B| = \lceil \frac{t}{2} \rceil$.

The basis states of the $[t-1, 1, \lfloor \frac{t}{2} \rfloor]_p$ QECC from qudit l to other $t-1$ qudits are given by:

$$|\Phi_a\rangle = \sum_{\mathbf{b} \in \mathbb{Z}_p^{k-1}} \sum_{\mathbf{c} \in \mathbb{Z}_p^{m-k}} |b_1 \dots b_{k-1}\rangle_L |c_1 \dots c_{m-k}\rangle_A |\phi(a, \mathbf{b}, \mathbf{c})\rangle_B \quad (\text{D.4})$$

and the encoding isometry is given by:

$$V = \sum_a |\Phi_a\rangle \langle a| \quad (\text{D.5})$$

The basis states of a $[t-k, k, \lfloor \frac{t}{2} \rfloor - k + 1]_p$ QECC from a set L qudits (where $l \in L$, $|L| = k$) to $t-k$ qudits is given by:

$$|\Phi_{a,\mathbf{b}}\rangle = \sum_{\mathbf{c} \in \mathbb{Z}_p^{m-k}} |c_1 \dots c_{m-k}\rangle_A |\phi(a, \mathbf{b}, \mathbf{c})\rangle_B \quad (\text{D.6})$$

and the encoding isometry is given by:

$$V' = \sum_a |\Phi_{a,\mathbf{b}}\rangle \langle a, \mathbf{b}| \quad (\text{D.7})$$

By assumption we have:

$$VP_1V^\dagger = QVV^\dagger \quad (\text{D.8})$$

where $P_1 \in \mathcal{G}_{1,p}$ and $Q \in \mathcal{G}_{n,p}$, $n = t-1$.

Therefore:

$$\sum_{aa'} |\Phi_a\rangle \langle a| P_1 |a'\rangle \langle \Phi_{a'}| = Q \sum_a |\Phi_a\rangle \langle \Phi_a| \quad (\text{D.9})$$

Consider the action of V' on $P_1 \otimes P_2 \in \mathcal{G}_{k,p}$:

$$\begin{aligned} V'(P_1 \otimes P_2)V'^\dagger &= \sum_{a,a',\mathbf{b},\mathbf{b}'} |\Phi_{a,\mathbf{b}}\rangle \langle a, \mathbf{b}| (P_1 \otimes P_2) |a, \mathbf{b}\rangle \langle \Phi_{a,\mathbf{b}}| \\ &= \sum_{a,a',\mathbf{b},\mathbf{b}'} \langle \mathbf{b} | \Phi_a \rangle \langle a | P_1 | a' \rangle \langle \mathbf{b} | P_2 | \mathbf{b}' \rangle \langle \Phi_{a'} | \mathbf{b}' \rangle \\ &= \sum_{a,a',\mathbf{b},\mathbf{b}'} \langle \mathbf{b} | P_2 | \mathbf{b}' \rangle \langle \mathbf{b} | (|\Phi_a\rangle \langle a | P_1 | a' \rangle \langle \Phi_{a'} |) | \mathbf{b}' \rangle \\ &= \sum_{a,\mathbf{b},\mathbf{b}'} \langle \mathbf{b} | P_2 | \mathbf{b}' \rangle \langle \mathbf{b} | (Q |\Phi_a\rangle \langle \Phi_a|) | \mathbf{b}' \rangle \\ &= \sum_{a,\mathbf{b},\mathbf{b}',\mathbf{b}''} \langle \mathbf{b} | P_2 | \mathbf{b}' \rangle \langle \mathbf{b} | Q'_2 | \mathbf{b}'' \rangle Q' |\Phi_{a,\mathbf{b}''}\rangle \langle \Phi_{a,\mathbf{b}'}| \\ &= \sum_{a,\mathbf{b}} Q' |\Phi_{a,\mathbf{b}}\rangle \langle \Phi_{a,\mathbf{b}}| \text{ if } P_2 = Q'_2 \\ &= V'V'^\dagger P'^{(n')} \end{aligned} \quad (\text{D.10})$$

where Q'_2 and Q' indicate Q restricted to the first $k-1$ and remaining $n-k-1$ qudits respectively ($Q = Q'_2 \otimes Q'$).

Therefore, if Q acts as P_2 on the first $k-1$ qudits, then $P_1 \otimes P_2$ maps to a Pauli under V' . The operator Q is not unique, and from Lemma D.3 we know that its action on $\lfloor \frac{t}{2} \rfloor - 1$ qudits can be chosen to be any element of $\mathcal{G}_{\lfloor \frac{t}{2} \rfloor - 1, p}$. So we can choose that Q acts as P_2 on the first $k-1$ qudits, for $k \leq \lfloor \frac{t}{2} \rfloor$. \square

E Existence of (pseudo-)perfect stabilizer tensors

E.1 Classical coding theory

A classical linear $[n, k]_d$ code, \mathcal{C}_{cl} , encodes k d -dimensional dits of information in n dits. It can be described by a generator matrix $G^T : \mathbb{Z}_p^k \rightarrow \mathbb{Z}_d^n$, where information is encoded as $\mathbf{x} \rightarrow G^T \mathbf{x}$ for $\mathbf{x} \in \mathbb{Z}_d^k$. Equivalently, \mathcal{C}_{cl} admits a description as the kernel of a parity check matrix $H : \mathbb{Z}_d^n \rightarrow \mathbb{Z}_d^{n-k}$. Consistency of the two descriptions implies $HG^T \mathbf{x} = 0$, $\forall \mathbf{x} \in \mathbb{Z}_d^k$, and hence the rows of H are orthogonal to the rows of G .

The minimum distance δ of a classical code is defined as the minimum Hamming distance between any two code words. It is bounded by the classical Singleton bound, $\delta \leq n - k + 1$. Codes which saturate the classical Singleton bound are referred to as classical MDS codes.

Reed-Solomon codes are a class of classical MDS codes [37].³¹

Definition E.0.1. Let p be a prime, and let k, n be integers such that $k < n \leq p$. For a set $S = \{\alpha_1, \alpha_2, \dots, \alpha_n\} \in \mathbb{Z}_p$, the Reed-Solomon code over \mathbb{Z}_p is defined as:

$$\mathcal{C}_{RS}[n, k] = \{(P(\alpha_1), P(\alpha_2), \dots, P(\alpha_n)) \in \mathbb{Z}_p^n \mid P(X) \in \mathbb{Z}_p[X], \deg(P) \leq k-1\} \quad (\text{E.1})$$

where $\mathbb{Z}_p[X]$ is the polynomial ring in X over \mathbb{Z}_p .³²

To encode a message $\mathbf{a} = (a_0, a_1, \dots, a_{k-1}) \in \mathbb{Z}_p^k$ in the Reed-Solomon code define the polynomial:

$$P_{\mathbf{a}}(X) = a_0 + a_1X + a_2X^2 + \dots + a_{k-1}X^{k-1} \quad (\text{E.2})$$

and construct the codeword $(P_{\mathbf{a}}(\alpha_1), P_{\mathbf{a}}(\alpha_2), \dots, P_{\mathbf{a}}(\alpha_n)) \in \mathcal{C}_{RS}[n, k]$.

Reed-Solomon codes are linear codes, with generating matrix:

$$G = \begin{pmatrix} 1 & 1 & 1 & \dots & 1 \\ \alpha_1 & \alpha_2 & \alpha_3 & \dots & \alpha_n \\ \alpha_1^2 & \alpha_2^2 & \alpha_3^2 & \dots & \alpha_n^2 \\ \vdots & \vdots & \vdots & \ddots & \vdots \\ \alpha_1^{k-1} & \alpha_2^{k-1} & \alpha_3^{k-1} & \dots & \alpha_n^{k-1} \end{pmatrix} \quad (\text{E.3})$$

The generator matrix can be put into standard form $G = [I_k | P]$ (where P is a $k \times (n-k)$ matrix) using Gauss-Jordan elimination over the field \mathbb{Z}_p . The parity check matrix is then given by $H = [P^T | I_{n-k}]$.

³¹Reed Solomon codes can be defined over any finite field, but we only require the definition of Reed Solomon codes over \mathbb{Z}_p for our construction.

³²The polynomial ring in X over \mathbb{Z}_p , $\mathbb{Z}_p[X]$, is the set of polynomials $P(X) = a_0 + a_1X + a_2X^2 + \dots + a_mX^m$ where $a_i \in \mathbb{Z}_p$.

E.2 Constructing AME stabilizer states

An $\text{AME}(t, p)$ stabilizer state $|\Phi\rangle$ can be constructed from a classical $[t, \lfloor \frac{t}{2} \rfloor]_p$ MDS code with $\delta = \lceil \frac{t}{2} \rceil + 1$. The state is given by [23]:

$$|\Phi\rangle = \frac{1}{d^{\frac{t}{2}}} \sum_{\mathbf{x} \in \mathbb{Z}_p^l} |G\mathbf{x}\rangle \quad (\text{E.4})$$

and has stabilizers $X^{G\mathbf{y}}$ for all $\mathbf{y} \in \mathbb{Z}_p^l$, and $Z^{\mathbf{y}}$ where $\mathbf{y}^T = \mathbf{z}^T H$ for all $\mathbf{z} \in \mathbb{Z}_p^m$. The full set of stabilizers is given by the generator matrix [23]:

$$M = \begin{pmatrix} G & 0 \\ 0 & H \end{pmatrix} \quad (\text{E.5})$$

where $(\boldsymbol{\alpha} | \boldsymbol{\beta}) \equiv X^{\boldsymbol{\alpha}} \cdot Z^{\boldsymbol{\beta}}$ for $\boldsymbol{\alpha}, \boldsymbol{\beta} \in \mathbb{Z}_p^t$.

Reed-Solomon codes can be constructed for any k, n satisfying $k < n \leq p$ [37], so by increasing p this construction can provide $\text{AME}(t, p)$ stabilizer states for arbitrarily large t . By Theorem D.1 the tensor which describes the $\text{AME}(t, p)$ stabilizer states will be a stabilizer (pseudo-)perfect tensor.

This construction is not optimised to minimise p for a given t . It is possible to construct generalised Reed-Solomon codes which exist for $n = p + 1$ [40], which if used in this construction will give (pseudo-)perfect stabilizer tensors acting on lower dimensional qudits for certain values of t . There are also methods for constructing stabilizer perfect tensors for which $p \propto \sqrt{t}$ using cyclic and constacyclic classical MDS codes [17], but this method is significantly more involved than the one presented here, and does not work for pseudo-perfect tensors. In our construction there is no benefit to minimising p , so we have selected the simplest, most universal method for constructing (pseudo-)perfect stabilizer tensors.

F Perturbative simulations

In this appendix we collect some results regarding perturbative techniques, and introduce the new qudit perturbation gadgets which are used in this paper. All the perturbation gadgets we introduce are qudit generalisations of the qubit gadgets from [32].

Let \mathcal{H} be a Hilbert space decomposed as $\mathcal{H} = \mathcal{H}_- \oplus \mathcal{H}_+$. Let Π_{\pm} be the projectors onto \mathcal{H}_{\pm} . For arbitrary operator M define $M_{++} = \Pi_+ M \Pi_+$, $M_{--} = \Pi_- M \Pi_-$, $M_{+-} = \Pi_+ M \Pi_-$, and $M_{-+} = \Pi_- M \Pi_+$.

Consider an unperturbed Hamiltonian $H = \Delta H_0$, where H_0 is block-diagonal with respect to the split $\mathcal{H} = \mathcal{H}_- \oplus \mathcal{H}_+$, $(H_0)_{--} = 0$, $\lambda_{\min}((H_0)_{++}) \geq 1$.

We will use Lemmas 5.4 and 5.5 from Section 5.3.3 to construct qudit perturbation gadgets, which generalise qubit gadgets from [32]. In our analysis we assume without loss of generality that every interaction is a Pauli-rank 2 interaction of the form $P_a + P_a^{\dagger}$.

Qudit subdivision gadget

The subdivision gadget is used to simulate a k -local interaction by interactions which are at most $\lceil \frac{k}{2} \rceil + 1$ -local. We want to simulate the Hamiltonian:

$$H_{\text{target}} = H_{\text{else}} + (P_A \otimes P_B + P_A^{\dagger} \otimes P_B^{\dagger}) \quad (\text{F.1})$$

Let $\tilde{H} = H + V$ where:

$$H = \Delta \Pi_+ \quad (\text{F.2})$$

$$V = H_1 + \Delta^{\frac{1}{2}} H_2 \quad (\text{F.3})$$

where:

$$\Pi_+ = |1\rangle \langle 1|_w + |2\rangle \langle 2|_w + \dots + |p-1\rangle \langle p-1|_w \quad (\text{F.4})$$

$$H_1 = H_{\text{else}} + 2\mathbb{1} \quad (\text{F.5})$$

$$H_2 = -P_A \otimes X_w - P_A^\dagger \otimes X_w^\dagger + P_B \otimes X_w^\dagger + P_B^\dagger \otimes X_w \quad (\text{F.6})$$

The degenerate ground space of H has the mediator qubit w in the state $|0\rangle \langle 0|$ so $\Pi_- = |0\rangle \langle 0|_w$. This gives:

$$(H_1)_{--} = (H_{\text{else}} + 2\mathbb{1}) \otimes |0\rangle \langle 0|_w \quad (\text{F.7})$$

and:

$$(H_2)_{-+} = -P_A \otimes |0\rangle \langle p-1|_w - P_A^\dagger \otimes |0\rangle \langle 1|_w + P_B \otimes |0\rangle \langle 1|_w + P_B^\dagger \otimes |0\rangle \langle p-1|_w \quad (\text{F.8})$$

Therefore:

$$(H_2)_{-+} H_0^{-1} (H_2)_{+-} = \left(P_A \otimes P_B + P_A^\dagger \otimes P_B^\dagger - 2\mathbb{1} \right) \otimes |0\rangle \langle 0|_w \quad (\text{F.9})$$

If we define an isometry W by $W |\psi\rangle_A = |\psi\rangle_A |0\rangle_w$ then:

$$\|W H_{\text{target}} W^\dagger - (H_1)_{--} + (H_2)_{-+} H_0^{-1} (H_2)_{+-}\| = 0 \quad (\text{F.10})$$

Therefore Eq. (5.13) is satisfied for all $\epsilon \geq 0$. So, provided a Δ is picked which satisfies the conditions of Lemma 5.4, \tilde{H} is a $(\frac{\Delta}{2}, \eta, \epsilon)$ -simulation of H_{target} .

Qudit 3-2 gadget

The Hamiltonian we want to simulate is:

$$H_{\text{target}} = H_{\text{else}} + P_A \otimes P_B \otimes P_C + P_A^\dagger \otimes P_B^\dagger \otimes P_C^\dagger \quad (\text{F.11})$$

Let $\tilde{H} = H + V$ where:

$$H = \Delta \Pi_+ \quad (\text{F.12})$$

$$V = H_1 + \Delta^{\frac{1}{3}} H'_1 + \Delta^{\frac{2}{3}} H_2 \quad (\text{F.13})$$

where:

$$\Pi_+ = |1\rangle \langle 1|_w + \dots + |p-1\rangle \langle p-1|_w \quad (\text{F.14})$$

$$\begin{aligned} H_1 = H_{\text{else}} + \frac{1}{2} & \left(P_A^2 \otimes P_C + (P_A^\dagger)^2 \otimes P_C^\dagger + P_B^2 \otimes P_C + (P_B^\dagger)^2 \otimes P_C^\dagger \right) \\ & + \frac{1}{2\sqrt{2}} \left[(-P_A + P_B)^2 \left(-P_A^\dagger + P_B^\dagger \right) + \left(-P_A^\dagger + P_B^\dagger \right)^2 (-P_A + P_B) \right] \end{aligned} \quad (\text{F.15})$$

$$H'_1 = -P_A \otimes P_B^\dagger - P_A^\dagger \otimes P_B \quad (\text{F.16})$$

$$H_2 = \left(P_C \otimes |p-1\rangle \langle 1|_w + P_C^\dagger \otimes |1\rangle \langle p-1|_w \right) + \frac{1}{\sqrt{2}} \left((-P_A + P_B) \otimes X_w + (-P_A^\dagger + P_B^\dagger) \otimes X_w^\dagger \right) \quad (\text{F.17})$$

This gives:

$$(H_1)_{--} = H_1 \otimes |0\rangle \langle 0|_w \quad (\text{F.18})$$

$$(H'_1)_{--} = H'_1 \otimes |0\rangle \langle 0|_w \quad (\text{F.19})$$

$$(H_2)_{++} = - \left(P_C \otimes |p-1\rangle \langle 1|_w + P_C^\dagger \otimes |1\rangle \langle p-1|_w \right) + \frac{1}{\sqrt{2}} \left[(-P_A + P_B) \otimes Q_w + (-P_A^\dagger + P_B^\dagger) \otimes R_w \right] \quad (\text{F.20})$$

where $Q = |2\rangle \langle 2| + \dots + |p-1\rangle \langle p-1|$ and $R = |1\rangle \langle 1| + \dots + |p-2\rangle \langle p-2|$.

$$(H_2)_{-+} = \frac{1}{\sqrt{2}} \left[(-P_A + P_B) \otimes |0\rangle \langle p-1|_w + (-P_A^\dagger + P_B^\dagger) \otimes |0\rangle \langle 1|_w \right] \quad (\text{F.21})$$

If we define an isometry W by $W |\psi\rangle_A = |\psi\rangle_A |0\rangle_w$ then:

$$\|WH_{\text{target}}W^\dagger - (H_1)_{--} + (H_2)_{-+}H_0^{-1}(H_2)_{++}H_0^{-1}(H_2)_{+-}\| = 0 \quad (\text{F.22})$$

Therefore Eq. (5.14) is satisfied for all $\epsilon \geq 0$.

We also have:

$$(H_2)_{-+}H_0^{-1}(H_2)_{+-} = -P_A \otimes P_B^\dagger - P_A^\dagger \otimes P_B = (H'_1)_{--} \quad (\text{F.23})$$

As required by Eq. (5.15). So, provided a Δ is picked which satisfies the conditions of Lemma 5.5, \tilde{H} is a $(\frac{\Delta}{2}, \eta, \epsilon)$ -simulation of H_{target} .

Qudit crossing gadget

We want to generate the Hamiltonian:

$$H_{\text{target}} = H_{\text{else}} + \alpha_{ad} \left(P_A \otimes P_D + P_A^\dagger \otimes P_D^\dagger \right) + \alpha_{bc} \left(P_B \otimes P_C + P_B^\dagger \otimes P_C^\dagger \right) \quad (\text{F.24})$$

Set $\tilde{H} = H + V$ where:

$$H = \Delta \Pi_+ \quad (\text{F.25})$$

$$V = H_1 + \Delta^{\frac{1}{2}} H_2 \quad (\text{F.26})$$

where:

$$\Pi_+ = |1\rangle \langle 1|_w + \dots + |p-1\rangle \langle p-1|_w \quad (\text{F.27})$$

$$\begin{aligned} H_1 = H_{\text{else}} + [\alpha_{ad}\alpha_{bc}(P_A \otimes P_B^\dagger + P_A^\dagger \otimes P_B) - \alpha_{ad}(P_A \otimes P_C^\dagger + P_A^\dagger \otimes P_C) \\ - \alpha_{bc}(P_B \otimes P_D^\dagger + P_B^\dagger \otimes P_D) + (P_C \otimes P_D^\dagger + P_C^\dagger \otimes P_D) \\ + \mathbf{1}(\alpha_{ad}^2 + \alpha_{bc}^2 + 2)] \end{aligned} \quad (\text{F.28})$$

$$\begin{aligned} H_2 = \frac{1}{\sqrt{2}} [-\alpha_{ad}(P_A \otimes X_w + P_A^\dagger \otimes X_w^\dagger) - \alpha_{bc}(P_B \otimes X_w + P_B^\dagger \otimes X_w^\dagger) \\ + (P_C \otimes X_w^\dagger + P_C^\dagger \otimes X_w) + (P_D \otimes X_w^\dagger + P_D^\dagger \otimes X_w)] \end{aligned} \quad (\text{F.29})$$

Then:

$$(H_1)_{--} = H_1 \otimes |0\rangle \langle 0|_w \quad (\text{F.30})$$

$$(H_2)_{-+} = \sqrt{\frac{1}{2}} [-\alpha_{ad}(P_A \otimes |0\rangle \langle p-1|_w + P_A^\dagger |0\rangle \langle 1|_w) - \alpha_{bc}(P_B \otimes |0\rangle \langle p-1|_w + P_B^\dagger |0\rangle \langle 1|_w) \\ + (P_C \otimes |0\rangle \langle 1|_w + P_C^\dagger |0\rangle \langle p-1|_w) + (P_D \otimes |0\rangle \langle 1|_w + P_D^\dagger |0\rangle \langle p-1|_w)] \quad (\text{F.31})$$

If define an isometry W by $W |\psi\rangle_A = |\psi\rangle_A |0\rangle_w$ then:

$$\|WH_{\text{target}}W^\dagger - (H_1)_{--} + (H_2)_{-+}H_0^{-1}(H_2)_{+-}\| = 0 \quad (\text{F.32})$$

Therefore Eq. (5.13) is satisfied for all $\epsilon \geq 0$. So, provided Δ is chosen to satisfy the conditions of Lemma 5.4, \tilde{H} is a $(\frac{\Delta}{2}, \eta, \epsilon)$ -simulation of H_{target} .

Qudit fork gadget

We want to generate the Hamiltonian:

$$H_{\text{target}} = H_{\text{else}} + \alpha_{ab} (P_A \otimes P_B + P_A^\dagger \otimes P_B^\dagger) + \alpha_{ac} (P_A \otimes P_C + P_A^\dagger \otimes P_C^\dagger) \quad (\text{F.33})$$

Let $\tilde{H} = H + V$ where:

$$H = \Delta \Pi_+ \quad (\text{F.34})$$

$$V = H_1 + \Delta^{\frac{1}{2}} H_2 \quad (\text{F.35})$$

where:

$$H_1 = H_{\text{else}} + \alpha_{ab}\alpha_{ac} (P_B \otimes P_C^\dagger + P_B^\dagger \otimes P_C) + \mathbb{1} (1 + \alpha_{ab}^2 + \alpha_{ac} + \alpha_{ac}^2) \quad (\text{F.36})$$

$$H_2 = \frac{1}{\sqrt{2}} [-(P_A \otimes X_w + P_A^\dagger \otimes X_w^\dagger) + \alpha_{ab}(P_B \otimes X_w^\dagger + P_B^\dagger \otimes X_w) \\ + \alpha_{ac}(P_C \otimes X_w^\dagger + P_C^\dagger \otimes X_w)] \quad (\text{F.37})$$

Then:

$$(H_1)_{--} = H_1 \otimes |0\rangle \langle 0|_w \quad (\text{F.38})$$

$$(H_2)_{-+} = \frac{1}{\sqrt{2}} [-(P_A \otimes |0\rangle \langle p-1|_w + P_A^\dagger \otimes |0\rangle \langle 1|_w) + \alpha_{ab}(P_B \otimes |0\rangle \langle 1|_w + P_B^\dagger \otimes |0\rangle \langle p-1|_w) \\ + \alpha_{ac}(P_C \otimes |0\rangle \langle 1|_w + P_C^\dagger \otimes |0\rangle \langle p-1|_w)] \quad (\text{F.39})$$

If define an isometry W by $W |\psi\rangle_A = |\psi\rangle_A |0\rangle_w$ then:

$$\|WH_{\text{target}}W^\dagger - (H_1)_{--} + (H_2)_{-+}H_0^{-1}(H_2)_{+-}\| = 0 \quad (\text{F.40})$$

Therefore Eq. (5.13) is satisfied for all $\epsilon \geq 0$. So, provided Δ is chosen to satisfy the conditions of Lemma 5.4, \tilde{H} is a $(\frac{\Delta}{2}, \eta, \epsilon)$ -simulation of H_{target} .



Figure 20. Coxeter diagram for the icosahedral symmetry group H_3 .



Figure 21. Coxeter diagram for the group \overline{BH}_3 .

G Translational invariance in the boundary model

In general the boundary model which results from pushing a translationally invariant bulk Hamiltonian through the HQECC will not be translationally invariant, but for particular choices of tessellation and (pseudo-)perfect tensor the boundary model will exhibit block translational invariance.

To see how this comes about consider the example discussed in Section 6.3. First consider the symmetry of the honeycombing of \mathbb{H}^3 . The tessellation is the order-4 dodecahedral honeycomb. The symmetry group of the dodecahedron is the icosahedral symmetry group, which is the Coxeter group H_3 with Coxeter diagram given in Fig. 20. The rotation subgroup of this group is the alternating group A_5 , and contains rotations by $\frac{2\pi}{5}$ about centres of pairs of opposite faces, rotations by π about centres of pairs of opposite edges, and rotations by $\frac{2\pi}{3}$ about pairs of opposite vertices. The symmetry group of the entire tessellation is the Coxeter group \overline{BH}_3 , which has Coxeter diagram given in Fig. 21.³³ Clearly $H_3 < \overline{BH}_3$. Therefore the symmetry group of the tessellation contains all of the rotational symmetries of the dodecahedron itself.

Cutting off the tessellation at some finite radius will not break the rotational symmetry. Therefore, so long as we can align the perfect tensors within the dodecahedral cells of the tessellations in such a way that the tensors don't break the symmetry, the HQECC will have the same rotational symmetry as the dodecahedron.

Ignoring the central tensor for now, it is clear that for the remaining tensors in the network it is possible to align them in such a way that rotational symmetry about at least one axis is preserved. To see this consider starting with an empty tessellation (of finite radius). Pick an arbitrary cell in the tessellation, $P^{(w)}$, and place the pseudo-perfect tensor in that cell in an arbitrary orientation. Now pick an axis of rotation, and consider rotating the tessellation by the minimum rotation about that axis which is in H_3 . This sends $P^{(w)}$ to $P^{(w')}$, and the resulting tensor in $P^{(w')}$ will have some particular orientation. Place a tensor with this orientation in $P^{(w')}$. We can now repeat this process, placing tensors in every cell which is equivalent to $P^{(w)}$ under rotation about this axis. Then pick another empty cell in the tessellation, and repeat the process, keeping the axis of rotation the same. We are guaranteed to be able to complete the process consistently as rotations about the

³³This is not the Coxeter diagram given for the tessellation in Section 6.3. In general a Coxeter group can have many different Coxeter diagrams depending on which presentation is used. In Section 6.3 we used the presentation corresponding to reflections in the faces of the dodecahedron. Here we are using the Coxeter diagram which makes the link between H_3 and \overline{BH}_3 explicit.

same axis commute, and there are no conditions on how tensors in neighbouring cells have to be connected.

Now consider the central tensor. Rotating the HQECC doesn't send the central tensor to another tensor in the network, it permutes 12 of the indices of the bulk tensor (leaving the final index, the bulk logical index, unchanged). The stabilizer generators of the pseudo-perfect tensor used in the HQECC are given in Eq. (6.20). Viewed as a isometry from any one index to the other twelve indices the pseudo-perfect tensor is the encoding isometry of a $[12, 1, 6]_{13}$ QECC. Reed-Solomon codes are cyclic codes, so the pseudo-perfect tensor is symmetric under cyclic permutations of the 13 indices. Which index we chose as the logical index is therefore not important.

Reading off from Eq. (6.13) one of the stabilizer generators of the AME(13,13) state is $X^{\otimes 13}$. Therefore using the process described in [14] for generating new stabilizer codes from old stabilizer codes we can construct a logical X operator for the $[12, 1, 6]_{13}$ code as:

$$\bar{X} = X^{\otimes 12} \quad (\text{G.1})$$

In order to construct a logical Z operator we need to find an operator which commutes with every element of the stabilizer such that $\bar{X}\bar{Z} = \omega\bar{Z}\bar{X}$. One such operator is:

$$\bar{Z} = (Z^{12})^{\otimes 12} \quad (\text{G.2})$$

Both the encoded X and Z operators on the central bulk index can be realised using operators which are symmetric under any permutation of the contracted tensor indices. Therefore so can any operator we push through the central bulk tensor, so the central tensor does not break the rotational symmetry of the HQECC.

Since the HQECC (including the tensors) can be constructed to preserve rotational symmetry about at least one axis, a rotation about that axis will send the entire HQECC, including the boundary, to itself. Therefore the boundary exhibits a form of 'block translational invariance' - the Hamiltonian is a repeating pattern.

The existence of translationally invariant universal quantum Hamiltonians is an open question (in the classical case it has been shown that translationally invariant universal Hamiltonians do exist [27]). If translationally invariant universal quantum models were found it may be possible to construct a HQECC where the boundary Hamiltonian exhibits full translational invariance.

References

- [1] P. Abramenko and K. Brown. *Buildings Theory and Applications*. Graduate Texts in Mathematics. Springer, 2008.
- [2] D. Aharonov and L. Zhou. Hamiltonian sparsification and gap-simulation. *arxiv preprint arXiv:1804.11084*, 2018.
- [3] X. D. Ahmed Almheiri and D. Harlow. Bulk locality and quantum error correction in AdS/CFT. *Journal of High Energy Physics*, 2015.
- [4] J. Beckenstein. Black holes and entropy. *Physical Review D*, 1973.

- [5] A. Bhattacharyya, Z.-S. Gao, L.-Y. Hung, and S.-N. liu. Exploring the tensor networks / ads correspondence. *JHEP*, 2016.
- [6] S. Bravyi and M. Hastings. On complexity of the quantum Ising model. *Communications in Mathematical Physics*, 2017.
- [7] R. Cleve, D. Gottesman, and H.-K. Lo. How to share a quantum secret. *Physical Review Letters*, 1999.
- [8] A. M. Cohen. Finite coxeter groups. <http://www.win.tue.nl/~amc/buek/B13.ps>.
- [9] T. Cubitt, A. Montanaro, and S. Piddock. Universal Quantum Hamiltonians. *arxiv preprint arXiv:1701.05182*, 2017.
- [10] M. W. Davis. *The geometry and topology of Coxeter groups*. Princeton University Press, 2007.
- [11] P. Faist et al. Continuous symmetries and approximate quantum error correction. *arxiv preprint arXiv:1902.07714*, 2019.
- [12] A. Felikson and P. Tumarkin. Hyperbolic coxeter polytopes. <http://www.maths.dur.ac.uk/users/anna.felikson/Polytopes/polytopes.html>.
- [13] V. Gheorghiu. Standard form of qudit stabilizer groups. *Physics Letters A*, 2014.
- [14] D. Gottesman. *Stabilizer Codes and Quantum Error Correction*. PhD thesis, Caltech, 1997.
- [15] G. Gour and N. R. Wallach. All maximally entangled four-qubit states. *Journal of Mathematical Physics*, 2010.
- [16] D. Goyeneche, D. Alsina, J. I. Latorre, A. Riera, and K. Życzkowski. Absolutely maximally entangled states, combinatorial design and multi-unitary matrices. *Physical Review A*, 2015.
- [17] M. Grassl and M. Roetteler. Quantum mds codes over small fields. In *IEEE International Symposium on Information Theory*, 2015.
- [18] R. Guglielmetti. CoxiterWeb. <https://coxiterweb.rafaelguglielmetti.ch>.
- [19] D. Harlow. The ryu-takayanagi formula from quantum error correction. *arXiv:1607.03901v2 [hep-th]*, 2016.
- [20] S. W. Hawking. Particle creation by black holes. *Communications in Mathematical Physics*, 1975.
- [21] P. Hayden et al. Holographic duality from random tensor networks. *JHEP*, 2016.
- [22] P. Hayden and G. Penington. Learning the alpha-bits of black holes. *arxiv preprint arXiv:1807.06041*, 2018.
- [23] W. Helwig. Absolutely maximally entangled qudit graph states. *preprint arXiv:1306.2879*, 2013.
- [24] W. Helwig and W. Cui. Absolutely maximally entangled states: Existence and applications. *preprint arXiv:1306.2536*, 2013.
- [25] W. Helwig, W. Cui, A. Riera, J. I. Latorre, and H.-K. Lo. Absolute maximal entanglement and quantum secret sharing. *Physical Review A*, 2012.
- [26] F. Huber, O. Guene, and J. Siewert. Absolutely maximally entangled states of seven qubits do not exist. *Physical Review Letters*, 2017.
- [27] T. Kohler and T. Cubitt. Translationally invariant universal classical hamiltonians. *preprint arXiv:1807.01715*, 2018.

- [28] H. Kurzweil and B. Stellmacher. *The theory of finite groups: an introduction*. Springer, 2004.
- [29] A. L. M. Headrick, V.E. Hubeny and M. Rangamani. Causality and holographic entanglement entropy. *Journal of High Energy Physics*, 2014.
- [30] J. M. Maldacena. Eternal black holes in anti-de Sitter. *JHEP*, 2003.
- [31] S. Nezami and M. Walter. Multipartite entanglement in stabilizer tensor networks. *arxiv preprint arxiv:1608.02595*, 2017.
- [32] R. Oliveira and B. Terhal. The complexity of quantum spin systems on a two-dimensional square lattice. *Quantum Information and Computation*, 8(10), 2005.
- [33] T. Osborne and D. Stiegemann. Dynamics for holographic codes. *arxiv preprint arxiv:1706.08823*, 2017.
- [34] F. Pastawski, B. Yoshida, D. Harlow, and J. Preskill. Holographic quantum error-correcting codes: toy models for the bulk/boundary correspondence. *Journal of High Energy Physics*, 2015.
- [35] S. Piddock and A. Montanaro. The complexity of antiferromagnetic interactions and 2d lattices. *Quantum Information and Computation*, 2017.
- [36] E. M. Rains. Quantum codes of minimum distance two. *IEEE Transactions on Information Theory*, 1999.
- [37] I. Reed and G. Solomon. Polynomial codes over certain finite fields. *Journal of the Society for Industrial and Applied Mathematics*, 1960.
- [38] S. Ryu and T. Takayanagi. Aspects of holographic entanglement entropy. *Journal of High Energy Physics*, 2006.
- [39] S. Ryu and T. Takayanagi. Holographic derivation of entanglement entropy from AdS/CFT. *Physical Review Letters*, 2006.
- [40] G. Seroussi and R. Roth. On MDS extensions of generalized Reed-Solomon codes. *Information Theory, IEEE Transactions on*, 32, 1986.
- [41] B. Swingle. Constructing holographic spacetimes using entanglement renormalization. *arxiv preprint arXiv:1209.3304*, 2012.
- [42] B. Swingle. Entanglement renormalization and holography. *Physical Review D*, 2012.
- [43] J. Tits. Groupes et géométries de Coxeter. Unpublished manuscript, 1961.
- [44] E. B. Vinberg. Hyperbolic reflection groups. *Russian Math. Surveys*, 1985.
- [45] J. Weeks. Kaleidotile. <http://geometrygames.org/KaleidoTile/index.html>.
- [46] K. G. Wilson. Renormalization group and critical phenomena. I. renormalization group and the Kadanoff scaling picture. *Phys. Rev. B*, 4, 1971.
- [47] K. G. Wilson. The renormalization group and critical phenomena ii: Phase space cell analysis of critical behavior. the renormalization group and critical phenomena ii: Phase space cell analysis of critical behavior. the renormalization group and critical phenomena II: Phase space cell analysis of critical behaviour. *Phys. Rev. B*, 4, 1971.
- [48] M. Woods and A. Alhambra. Continuous groups of transversal gates for quantum error correcting codes from finite clock reference frames. *arxiv preprint arXiv:1902.07725*, 2019.

- [49] Z. Yang, P. Hayden, and X.-L. Qi. Bidirectional holographic codes and sub-ads locality. *Journal of High Energy Physics*, 2016.