

# On estimation of biconvex sets

Alejandro Cholaquidis<sup>a</sup>, Antonio Cuevas<sup>b</sup>

<sup>a</sup> Universidad de la República, Uruguay

<sup>b</sup> Universidad Autónoma de Madrid, España

## Abstract

A set in the Euclidean plane is said to be  $\theta$ -biconvex, for some  $\theta \in [0, \pi/2)$ , when all its sections along the directions  $\theta$  and  $\theta + \pi/2$  are convex sets in the real line. Biconvexity is a natural notion with some useful applications in optimization theory. It has also been independently used, under the name of “rectilinear convexity”, in computational geometry. We are concerned here with the problem of asymptotically reconstructing (or estimating) a biconvex set  $S$  from a random sample of points drawn on  $S$ . By analogy with the classical convex case, one would like to define the “biconvex hull” of the sample points as a natural estimator for  $S$ . However, as previously pointed out by several authors, the notion of “hull” for a given set  $A$  (understood as the “minimal” set including  $A$  and having the required property) has no obvious, useful translation to the biconvex case. This is in sharp contrast with the well-known elementary definition of convex hull. Thus, we have selected the most commonly accepted notion of “biconvex hull” (often called “rectilinear convex hull”): we first provide additional motivations for this definition, proving some useful relations with other convexity-related notions. Then, we prove some results concerning the consistent approximation (with respect to the Hausdorff metric) of a biconvex set  $S$  and the corresponding biconvex hull. An analogous result is also provided for the boundaries. A method to approximate (from a sample of points on  $S$ ) the biconvexity angle  $\theta$  is also given.

**Keywords:** Set estimation; Biconvex sets; Biconvex Hull; Hausdorff Metric

## 1 Introduction

Given a straight line  $\ell$  in  $\mathbb{R}^2$ , we will say that  $\ell$  is a  $\theta$ -line, for  $\theta \in [0, \pi)$ , if the angle of  $\ell$  with the positive direction of the  $x$ -axis is  $\theta$ . A set  $S$  is said to be  $\theta$ -convex if the intersection of  $S$  with any  $\theta$ -line is either connected or empty; see Fink and Wood (1988). The notion of  $\theta$ -convexity, also called sometimes “directional convexity” or “restricted orientation convexity” has received some attention within the computational geometry community, where a major goal is the definition, and effective calculation, of an appropriate notion of “directional convex hull” for a

finite set of points; see also Ottmann et al. (1984), Fink and Wood (1988), Rawlings and Wood. (1991), Bae et al. (2009), Alegría-Galicia et al. (2018).

We are concerned here with a variant of this notion, called **biconvexity** (or, sometimes, **orthogonal convexity**, see Gen et al. (2011)). This is a sort of double directional convexity, along orthogonal directions. To be more precise, a set  $S$  is said to be  $\theta$ -**biconvex** for some  $\theta \in [0, \pi/2)$ , if  $S$  is  $\theta$ -convex and  $(\theta + \pi/2)$ -convex. We will more formally redefine this notion below, just with a slight change in the notation, for convenience reasons.

Biconvexity is a simple extension of the classical concept of convex set. It is quite obvious that any convex set is biconvex but the converse is not true. Such “extended convexity” idea (sometimes translated to functions, rather than sets) has attracted the interest of some researchers in optimization and econometrics, see Aumann and Hart (1986) and Gorski et al. (2007) on the grounds of keeping, as much as possible, the good properties of convex functions in optimization problems.

## 1.1 The set estimation point of view

We have arrived to the notion of biconvexity (or double directional convexity) from a third motivation (different from computational geometry or optimization issues). Such motivation is of a statistical nature, concerning the so-called set estimation problem. The most basic version of this problem is very simple to state: Let  $P_X$  be the distribution of a random variable  $X$  with values in  $\mathbb{R}^d$  whose support  $S \subset \mathbb{R}^d$  is a compact set. We aim at estimating  $S$  from a random sample  $X_1, \dots, X_n$  of independent identically distributed (iid) observations drawn from  $P_X$ . Here the term “estimating” is used in the statistical sense of “approximating as a function of the sample data”. A consistent “estimator” of  $S$  will be, in general, a sequence of sets,  $S_n(X_1, \dots, X_n)$  approaching (in some suitable sense) the set  $S$  as  $n$  tends to infinity.

Major applications of set estimation arise in statistical quality control, in clustering analysis as well as in econometrics in problems of estimation of the efficient boundary. A special attention (as measured by number of citations) has deserved an application in ecology of set estimation techniques, known as *home range estimation*; see, e.g., Getz and Wilmers (2004) and references therein.

We will make no attempt to provide a complete perspective or a bibliography (even partial) on set estimation. The previous remarks aim only at establishing the setup in which the present study must be included, thus providing some insight to interpret our results. We refer to Cuevas (2009) and Cuevas and Fraiman (2010) for up-to-date surveys on the topic.

## 1.2 On the use of convexity-related notions in set estimation: some perspective

We will be henceforth concerned with the support estimation problem, as stated at the beginning of the paper. The first statistical/mathematical task to fulfil is defining an appropriate estimator. Then, we typically focus on its asymptotic properties, in particular consistency and convergence rates, both with respect to some appropriate distance between sets (see below for more details on metrics for sets).

Very often we may reasonably assume some regularity properties on the target set  $S$ . Even if  $S$  is unknown we could assume, for example, that  $S$  is convex. In that case, the natural estimator  $\hat{S}$  from the sample points  $\mathcal{X}_n = \{X_1, \dots, X_n\}$  is, from different points of view, the **convex hull** of  $\mathcal{X}_n$ ; see, e.g., Brunel (2016) for additional references and interesting optimality properties of the sample convex hull. Of course, one might argue that for some practical applications and, in particular, for those related to home range studies mentioned above, the convexity of  $S$  might be a rather restrictive assumption. Thus other more flexible alternatives to the convexity assumption (and the associated convex hull) have been considered.

We briefly review them here by two reasons. First, we want to provide some perspective for the contributions of this work. Second, some of these notions will be used later.

To begin with, let us mention a convexity-based set estimator which has been used sometimes. It is the so-called “local convex hull”; see Getz and Wilmers (2004), Aaron and Bodart (2016), which is defined as a union of the  $k$ -nearest neighbour observations from each sample point.

While this idea is appealing in several aspects, we will pursue here a different line of research, that looks to impose other more general definitions of convexity, still sharing some basic properties of this basic notion. Then, a natural associated notion of “generalized convex hull” (corresponding to the considered definition) is applied to the set of sample points in order to obtain an appropriate estimator.

In particular, we focus on a nice, classical property of (closed) convex sets: A closed set  $S \subset \mathbb{R}^d$  is convex if and only if it can be expressed as the intersection of the complements of all (open) half-spaces  $H$  such that  $H \cap S = \emptyset$ ; the convex hull of a non-convex set  $A$  can be defined accordingly as the intersection of the complements of all open half-spaces that not intersect  $A$ . Of course, a (closed) set  $C$  is convex if and only if it coincides with its convex hull.

This well-known characterization of convexity has suggested **several extensions of the notion of convex set**, quite useful in set estimation. They are obtained by replacing the half-spaces by balls or cones in the above characterization of the convexity notion. Thus a closed set  $S \subset \mathbb{R}^d$  is said to be  **$\alpha$ -convex** when it coincides with its  $\alpha$ -convex hull, which is defined as the intersection of

the complements of all open balls of radius  $\alpha > 0$  not meeting  $S$ . In more formal terms, we define the  $\alpha$ -convex hull of any set  $S \subset \mathbb{R}^d$  by

$$\mathcal{C}_\alpha(S) = \bigcap_{\{\mathring{B}(x,\alpha): \mathring{B}(x,\alpha) \cap S = \emptyset\}} \left(\mathring{B}(x,\alpha)\right)^c \quad (1)$$

and we say that  $S$  is  $\alpha$ -convex if  $S = \mathcal{C}_\alpha(S)$ . See Cuevas et al. (2012), and references therein, for additional details on the notion of  $\alpha$ -convexity (sometimes the name  $r$ -convexity is used instead).

As a further step in the same direction, a set  $S$  is called  $(h, \rho)$ -**cone convex (by complements)** when it coincides with the corresponding cone-convex hull (by complements), defined as the intersection of all closed finite cones of height  $h$  and opening angle  $\rho$  not meeting  $S$ . Obviously, the natural estimator of an  $\alpha$ -convex set (resp.  $(h, \rho)$ -cone convex) from a sample  $\mathcal{X}_n = \{X_1, \dots, X_n\}$  is the corresponding  $\alpha$ -convex hull (resp.  $(h, \rho)$ -cone convex hull) of  $\mathcal{X}_n$ . Note that these hull notions work (at least from a theoretical point of view) in a similar way to that of the classical convex hull, as the mentioned  $\alpha$ -convexity and  $(h, \rho)$ -cone convexity properties are preserved by intersection. We refer to Cholaquidis et al. (2014) and Cholaquidis (2014) for further references and asymptotic results concerning the use of these notions in set estimation problems.

A particular case, of special interest in what follows, is obtained when the definition of  $(h, \rho)$ -cone convex set holds for all  $h > 0$ . This leads to the following concept: a set  $S \subset \mathbb{R}^d$  is said to be a  $\rho$ -**lighthouse set (by complements)** when it coincides with its lighthouse hull by complements, defined as the intersection of the complements of all (open, infinite) cones with opening angle  $\rho$  not intersecting  $S$ ; see Cholaquidis (2014), Cholaquidis et al. (2014). Since it apparently does not exist a universal consensus on the notation to be employed for designing these extended notions of convex hull, we will stick in the rest of this paper to the “lighthouse” notation (which is reminiscent of the idea that from any point of a lighthouse tower a beam of light can be cast to the horizon).

An interesting variant of this notion of  $\rho$ -convex hull appears in the case  $\rho = \pi/2$  when, in addition, the (infinite) cones involved in the hull definition are forced to have a fixed orientation; for example their sides are forced to be parallel to the coordinate axes. The corresponding convex hull is called *rectilinear convex hull* (or *orthogonal convex hull*) in Bae et al. (2009), where interesting information is also given about the computational aspects. Some other closely related references are Ottmann et al. (1984), Fink and Wood (1988), Alegría-Galicia et al. (2018). As clearly pointed out by Ottmann et al. (1984), the mentioned definition of “rectilinear convex hull”, does not exactly match the definition of “rectilinearly convex” (or biconvex) set mentioned at the beginning of the paper, in the sense that it does not agree with the “naïve” notion of hull which in this case would be

the intersection of all biconvex sets containing  $S$ . Such definition is too restrictive and typically leads to disconnected sets. In particular, in the case where  $S$  is a finite sample of points, this naïve hull would typically agree with  $S$  itself.

It is not difficult to see that plain convexity of a set  $S$  implies that  $S$  is  $\alpha$ -convex which in turn entails the  $(h, \rho)$ -cone-convexity property above defined. Clearly, the converse implications are not true, so that  $\alpha$ -convexity and cone convexity allow for much more general sets, possibly disconnected or with holes and inward peaks (which should be “smooth enough” in the case of  $\alpha$ -convexity). In turn, the lighthouse property is not comparable with  $\alpha$ -convexity since it is more general regarding smoothness (in that it allows for sharper inward peaks in the set) but more restrictive in structure, as it does not allow for holes or involved gulfs inside the set. The sets on the left and the right-hand side, respectively, of Figure 1 below show two examples of an  $\alpha$ -convex set and a lighthouse set (for some small enough values of  $\alpha$  and  $\rho$ ). Note that the  $\alpha$ -convex set on the left is not a lighthouse set for any  $\rho$  and similarly the lighthouse on the right does not fulfil any  $\alpha$ -convexity property. Still, it can be seen that both properties allow for a much greater flexibility and generality (when compared to plain convexity) in the class of sets to be considered




Figure 1: Left panel: an  $\alpha$ -convex set. Middle: a biconvex set. Right: a lighthouse set.

The middle panel of Figure 1 shows a biconvex (or directionally convex) set. The intuition suggests that there must be some relation between biconvexity and the lighthouse property. This is indeed the case, as we will point out in Section 3 below.

While this gain in generality should be much welcomed in practical applications (for example in home range studies), it comes at a price: the calculation of the corresponding hulls for a given finite set  $\mathcal{X}_n$  are not easy at all. The situation is, in summary, as follows: whereas efficient algorithms for the calculation of the  $\alpha$ -convex hull of  $\mathcal{X}_n = \{X_1, \dots, X_n\}$  are available, at least for the two-dimensional case (see Pateiro-López and Rodríguez-Casal (2010)), we are not aware of any such exact algorithm for the calculation of the cone-convex sample hulls; these have been calculated using stochastic Monte Carlo-based approximations; see Cholaquidis et

al. (2014).

Hence, we have a quite common trade-off problem: on the one hand we would like to use very general, flexible notions of convexity (which allow for a broader range of practical applications); on the other hand, one would need to have an affordable computational burden to obtain the corresponding sample hulls. In sections 3 and 4 below we will provide some formal results supporting the use of the *rectilinear convex hull*, defined above (see also Bae et al. (2009)), as an appropriate notion of hull associated with the notion of biconvexity.

To conclude this section, let us mention that the notion of hull for a convexity-related properties has also been considered, with no particular focus on statistical motivations by Colesanti and Manselli (2011). To be precise, these authors under which conditions there exists the  $R$ -reach hull,  $\hat{S}$  of a set  $S$  where  $\hat{S}$  is the “minimal” set including  $S$  and having reach  $\geq R$  (see Definition 4 below).

### 1.3 The plan and contributions of this work

We aim at exploring the applicability of the notion of biconvexity (also called rectilinear convexity) in the statistical problem of reconstructing a two-dimensional set from a random sample of points.

We will establish, in Section 2 all the formal definitions of the main geometric notions used in this work.

We will then show some lighthouse-type properties of the “regular” biconvex sets as well as an additional result concerning the angle at which the biconvexity property is fulfilled. These properties will motivate the notion of biconvex hull considered in the rest of the paper.

In Section 4 we will consider the problem of estimating an unknown biconvex set in  $\mathbb{R}^2$  from a random sample of points  $\mathcal{X}_n = \{X_1, \dots, X_n\}$  whose distribution has support  $S$ . We propose to estimate  $S$  using a biconvex hull,  $\mathbb{B}(\mathcal{X}_n)$ , which (from a completely different point of view) has been previously considered in the literature on computational geometry (see e.g., Bae et al. (2009)). In particular, we will prove (in Theorem 3) the statistical consistency, as well as convergence rates, for the estimator  $\mathbb{B}(\mathcal{X}_n)$  with respect to the Hausdorff metric and the “distance in measure” commonly used in set estimation problems. An additional result concerning the estimation of the true biconvexity angle will be also proved in Theorem 4.

Some numerical illustrations are included in Section 5.

Overall, the main achievement of this paper is to analyze, from the statistical point of view, the class of biconvex sets in the plane. We show that, under quite reasonable additional regularity properties, these sets can be estimated (from a random sample of points) with a reasonable simplicity. Thus, this can be seen as a contribution to the trade-off mentioned above, with a good balance between

generality and computational feasibility. Finally, from the point of view of computational geometry, we provide some additional compelling additional reasons (see Theorem 3 below) for the use of the “rectilinear convex hull” (see Bae et al. (2009) and references therein) as a natural notion of “biconvex hull” of a finite sample of points.

## 1.4 Some notation

We consider  $\mathbb{R}^d$  endowed with the euclidean norm  $\|\cdot\|$ . The closed ball of radius  $r$  centred at  $x$  is denoted by  $B(x, r)$ . The interior of the ball is denoted by  $\mathring{B}(x, r)$ . With a slight abuse of notation, if  $S \subset \mathbb{R}^d$ ,  $B(S, r) = \cup_{s \in S} B(s, r)$ . We denote  $\mu_L$  the  $d$ -dimensional Lebesgue measure and  $\omega_d = \mu_L(B(0, 1))$ . For  $\varepsilon > 0$  and  $A \subset \mathbb{R}^d$ , we define  $A \ominus B(0, \varepsilon) = \cup_{x: B(x, \varepsilon) \subset A} B(x, \varepsilon)$ . The distance from a point  $x$  to  $S$  is denoted by  $d(x, S)$ , i.e:  $d(x, S) = \inf\{\|x - s\| : s \in S\}$ . If  $S \subset \mathbb{R}^d$ ,  $\partial S$ ,  $\text{int}(S)$ ,  $S^c$ ,  $\overline{S}$  denote the boundary, interior, complement, and topological closure of  $S$ , respectively. Given two points  $p_1$  and  $p_2$  we denote  $\overline{p_1 p_2}$  the closed segment joining  $p_1$  and  $p_2$ . Given a coordinate system  $[b_1, b_2]$  we denote  $R$  the counter clockwise rotation of angle  $\pi/2$  with center at  $(0, 0)$  and  $R_\theta$  the clockwise rotation of angle  $\theta \in [0, \pi)$ . If  $\theta \in (-\pi, 0]$ ,  $R_\theta$  is the  $\theta$ -counter clockwise rotation. Given two vectors  $v_1, v_2$ , we denote  $\angle(v_1, v_2) = \arccos(\langle v_1, v_2 \rangle / (\|v_1\| \|v_2\|)) \in [0, \pi]$ .

Given a vector  $\xi \in \mathbb{R}^2$  we denote (for  $i = 1, 2, 3$ ) by  $R^i(\xi)$  are the counter-clockwise  $\pi/2$ -rotation of  $R^{i-1}(\xi)$ , with  $R^0(\xi) = \xi$ .

## 2 Some geometric definitions

This section includes the formal definitions of the relevant concepts we will use in the rest of the paper. We start with the crucial notion of biconvexity (which is the main goal of the paper). Then, we will review other concepts that either are closely related with biconvexity or will be used later as auxiliary tools.

### *The basic concepts on biconvexity*

The following concept appears, in the literature under different names and motivations (and with slight technical differences); see the beginning of Section 1 for references. The following version can be found e.g.. in Aumann and Hart (1986): A set  $S \subset \mathbb{R}^2$  is biconvex if for all  $x, y$ ,  $A_{xe_1} = \{xe_1 + ye_2 : ye_2 \in S\}$  and  $B_{ye_2} = \{xe_1 + ye_2 : xe_1 \in S\}$  are convex subsets of  $\mathbb{R}$ , where  $e_1 = (1, 0)$  and  $e_2 = (0, 1)$ . Note that, in the notation established at the beginning of the paper, this concept corresponds to the 0-biconvexity defined there. The extension to the  $\theta$ -biconvexity, for any other angle  $\theta$  is now trivial.

Although  $\theta$ -convexity has proven useful in several aspects, it is not completely suitable for statistical purposes due to, at least, the following two reasons. First, it is quite clear that, given a set  $A \subset \mathbb{R}^2$ , the “naïve”  $\theta$ -biconvex hull (i.e the intersection of all  $\theta$ -biconvex sets containing  $A$ ) is also a biconvex set (see Aumann and Hart (1986)). However such naïve  $\theta$ -biconvex hull, when applied to a finite sample of points, would typically yield the sample itself. So, the natural estimator of a biconvex set would be typically degenerate.

Second, if a set is  $\theta$ -biconvex for any given angle  $\theta$  and we transform  $S$  by a rigid rotation, the resulting rotated set might not be  $\theta$ -biconvex any longer.

Thus, it makes sense to consider an “intrinsic version” of the biconvexity notion, independent from the coordinate axes.

**Definition 1.** A set  $S \subset \mathbb{R}^2$  is said to be **intrinsically biconvex**, or just **biconvex**, if **there exist** two orthogonal vectors  $b_1, b_2$  such that for all  $\alpha, \beta \in \mathbb{R}$  the sets  $A_\alpha = \{\alpha b_1 + t b_2 : t \in \mathbb{R}\} \cap S$  and  $B_\beta = \{t b_1 + \beta b_2 : t \in \mathbb{R}\} \cap S$  are convex subsets of  $\mathbb{R}^2$ . When this condition is fulfilled for some given  $b_1, b_2$  we will say that  $S$  is biconvex with respect to (wrt) the directions  $b_1$  and  $b_2$ .

In what follows, the term “biconvex” will be always understood in the broad, intrinsic sense of Definition 1. According to the notation established at the beginning of the paper “**intrinsically biconvex**” amounts to  $\theta$ -biconvex for some angle  $\theta \in [0, \pi/2)$  (which is the counter clockwise angle  $\theta \in [0, \pi/2)$  that we have to rotate the canonical axes  $e_1, e_2$  to get  $b_1, b_2$ ). For convenience reasons in our proofs we have expressed Definition 1 in terms of  $b_1$  and  $b_2$  rather than in terms of  $\theta$ .

Note also that that a set might be biconvex with respect to many different bases, see Figure 2.

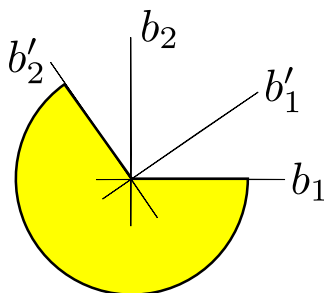


Figure 2: The set is biconvex with respect to  $b_1, b_2$  and wrt.  $b'_1, b'_2$ .

*Some related and auxiliary notions: lighthouses, positive reach,  $\alpha$ -convexity, rolling condition, standardness*



The following notion of *lighthouse* sets, introduced in Cholaquidis et al. (2014), is closely related to the concept introduced in Definition 1. The name “lighthouse” suggest that, for a such set  $S$ , a beam of light (with a given opening angle) can be projected outside  $S$  from any point of  $\partial S$ . This would not be possible if the boundary  $\partial S$  were too “curved on itself”.

**Definition 2.** A closed set  $S \subset \mathbb{R}^d$  is said to be a  $\rho$ -**lighthouse** with  $\rho \in (0, \pi]$ , if and only if for all  $x \in \partial S$  there exists an axis direction  $\xi \in [0, 2\pi)$  such that the (infinite) open cone  $C_\xi^\rho(x)$  with vertex  $x$ , opening angle  $\rho$  and axis  $\xi$  fulfils  $C_\xi^\rho(x) \subset S^c$ . To simplify the notation  $C_\xi(x)$  will denote the infinite open cone with vertex  $x$ , opening angle  $\pi/2$  and axis  $\xi$ .

This definition clearly refers to the “outside ball property” and the outside cone supporting property (Poincaré condition) appearing in potential analysis; see Cholaquidis et al. (2014) for additional insights and references. Clearly, the difference here lies in the fact that the “outside supporting element” is an infinite cone, instead of a ball or a finite cone. In Section 3 we will see that the notion of biconvex set is closely related to the above  $\rho$ -lighthouse property, in the particular case  $\rho = \pi/2$  and  $\xi \in \{\pi/4, 3\pi/4, 5\pi/4, 7\pi/4\}$ .

Also, we will use, for this particular case, the following notion of  $\rho$ -lighthouse hull (by complements) which is reminiscent of the more popular notion of  $\alpha$ -convex hull defined in 1 (see Cuevas et al. (2012) and references therein) where, again, the open balls of radii  $\alpha$  are replaced with infinite (open) cones of opening angle  $\rho$ .

**Definition 3.** Given a set  $S \subset \mathbb{R}^d$  we define the  $\rho$ -**lighthouse hull (by complement)**

$$\mathbb{C}_\rho(S) = \bigcap_{\{y \in \mathbb{R}^d, \xi \in [0, 2\pi) : C_\xi(y) \cap S = \emptyset\}} (C_\xi(y))^c. \quad (2)$$

We denote  $\mathbb{C}(S)$  the intersection of all  $\pi/2$ -lighthouses by complement containing  $S$ .

**Remark 1.** In Cholaquidis (2014) Proposition 3.6 d), it is proved that if  $S$  is bounded then  $\mathbb{C}(S)$  is a  $\rho$ -lighthouse.

Let us now introduce three well known shape restrictions, the relation between them are studied for example in Cuevas et al. (2012). Following the notation in Federer (1959), let  $\text{Unp}(S)$  be the set of points  $x \in \mathbb{R}^d$  with a unique projection on  $S$ , denoted by  $\xi_S(x)$ . That is, for  $x \in \text{Unp}(S)$ ,  $\xi_S(x)$  is the unique point that achieves the minimum of  $\|x - y\|$  for  $y \in S$ . We write  $\delta_S(x) = \inf\{\|x - y\| : y \in S\}$ .

**Definition 4.** For  $x \in S$ , let  $\text{reach}(S, x) = \sup\{r > 0 : \mathring{B}(x, r) \subset \text{Unp}(S)\}$ . The reach of  $S$  is defined by  $\text{reach}(S) = \inf\{\text{reach}(S, x) : x \in S\}$ , and  $S$  is said to be of positive reach if  $\text{reach}(S) > 0$ .

In Figure 1 left, it is represented a set which is  $\alpha$ -convex but not biconvex for any pair of orthogonal direction. In the middle a biconvex set which is not  $\alpha$ -convex for any  $r$ . And at right a set which is lighthouse but not biconvex. Observe that all of them have connected boundary, are equal to the closure of their interior and they have no holes.

**Definition 5.** Let  $S \subset \mathbb{R}^d$  be a closed set. A ball of radius  $r > 0$  is said to roll freely in  $S$  if for each boundary point  $s \in \partial S$  there exists some  $x \in S$  such that  $s \in B(x, r) \subset S$ . The set  $S$  is said to satisfy the outside  $r$ -rolling condition if a ball of radius  $r$  rolls freely in  $\overline{S}^c$ .

The following notion of standardness appears often in set estimation problems [e.g. Cuevas and Fraiman (1997), Aaron and Bodart (2016)] in order to exclude the presence of very sharp outward peaks in the sets.

**Definition 6.** A set  $S \subset \mathbb{R}^d$  is said to be standard with respect to a Borel measure  $\nu$  if there exist  $\lambda > 0$ ,  $\delta > 0$  such that

$$\nu(B(x, \epsilon) \cap S) \geq \delta \mu_L(B(x, \epsilon)), \text{ for all } x \in S, 0 < \epsilon \leq \lambda. \quad (3)$$

*Metrics between sets, boundary measure*

The performance of a set estimator is usually evaluated through the Hausdorff distance (4) and the distance in measure (5) given below. The distance in measure takes the mass of the symmetric difference into account while the Hausdorff distance measures the difference of the shapes.

Let  $A, C \subset \mathbb{R}^d$  be non-empty and compact sets. The Hausdorff distance between  $A$  and  $C$  is defined as

$$d_H(A, C) = \max \left\{ \max_{a \in A} d(a, C), \max_{c \in C} d(c, A) \right\}. \quad (4)$$

If  $\mu$  is a Borel measure, the distance in measure between  $A$  and  $C$  is defined as

$$d_\mu(A, C) = \mu(A \Delta C), \quad (5)$$

where  $\Delta$  denotes symmetric difference.

The following notion of “boundary measure” is quite popular in geometric measure theory as a simpler alternative to the more sophisticated notion of Hausdorff measure. See Ambrosio, Colesanti and Villa (2008), and references therein, for the geometric aspects of this concept. See Cuevas et al. (2012) and Cuevas and Pateiro-López (2018) for some statistical applications.

**Definition 7.** Let  $S \subset \mathbb{R}^2$  be a Borel set. Denote by  $\mu_L$  the Lebesgue measure on  $\mathbb{R}^2$ . The Minkowski content of  $\partial S \subset \mathbb{R}^2$  is given by,

$$L_0(\partial S) = \lim_{\epsilon \rightarrow 0} \frac{\mu_L(B(\partial S, \epsilon))}{2\epsilon},$$

provided that the limit exists and it is finite.

Note that the existence and finiteness of  $L_0(\partial S)$  is itself a regularity condition on the set  $S$ . We will need such condition later to establish some of our results (in particular Theorems 3 and 4 and Corollary 1).

### 3 The “lighthouse properties” of regular biconvex sets

**Theorem 1.** Let  $S \subset \mathbb{R}^2$  be a compact set such that  $\partial S$  is path-connected, and  $S = \text{int}(S)$ .  $S$  is biconvex wrt  $b_1, b_2$  if and only if is a  $\pi/2$ -**lighthouse** where the possible axes are  $\xi := (b_1 + b_2)/\|b_1 + b_2\|$ ,  $R(\xi)$ ,  $R^2(\xi)$ ,  $R^3(\xi)$ , where  $R^i(\xi)$  stands by the counter-clockwise  $\pi/2$ -rotation of  $R^{i-1}(\xi)$ , with  $R^0(\xi) = \xi$ .

*Proof.* Let us assume that  $S$  is biconvex wrt  $b_1, b_2$ , we will prove that is a  $\pi/2$ -lighthouse with  $\xi = (b_1 + b_2)/\|b_1 + b_2\|$ . If this is not the case there exists  $x \in \partial S$  such that  $C_{R^i(\xi)}(x) \cap S = (\alpha_i, \beta_i) = z_i \in \mathbb{R}^2$  for  $i = 0, 1, 2, 3$ , where  $(\alpha_i, \beta_i)$  are the coordinates with respect to  $b_1, b_2$ . We may assume that  $z_i \in \partial S$  for  $i = 0, 1, 2, 3$ . We may assume that  $x = (0, 0)$  (otherwise we could consider a translation of  $S$ ). Let us also assume that  $\alpha_0 > 0$ ,  $\beta_0 > 0$ ,  $\alpha_1 < 0$ ,  $\beta_1 > 0$ ,  $\alpha_2 < 0$ ,  $\beta_2 < 0$  (otherwise rotate  $b_1$  or  $b_2$ ). Let  $\gamma_i$  be a path connecting  $z_i$  with  $(0, 0)$  for  $i = 0, 1, 2, 3$ ; see Figure 3.

In intuitive terms, the basic idea of the proof is as follows. Assume for simplicity that  $\{b_1, b_2\}$  is the canonical basis, so that  $b_2$  corresponds to the vertical direction. Since  $x$  is a boundary point of  $S$ , there is a point  $t$  outside  $S$ , arbitrarily close to  $x$ . The vertical lines passing through  $t$  intersect the paths  $\gamma_i$  at (at least) two points placed, “on different sides” with respect to  $t$  (i.e., either above and below  $t$  or on the right and on the left of  $t$ ). Since these points belong the  $\gamma_i$  they are also in  $S$ . So, using the biconvexity assumption,  $t$  should be also in  $S$ , which is a contradiction.

In more formal terms, the argument is as follows: since  $x \in \partial S$ , then for all  $\nu > 0$  there exists  $t \in B(x, \nu)$  with  $t \in S^c$ . Take  $\nu$  smaller than all the coordinates of the points  $z_i$  in the basis  $\{b_1, b_2\}$ . Let us assume without loss of generality that  $t = (t_1, t_2)$  with  $t_1 > 0$  and  $t_2 > 0$ , where again all the coordinates are referred to the basis  $\{b_1, b_2\}$ . Let us define  $r_0 = \{(x, t_2) : x \in \mathbb{R}\}$  and  $r_1 = \{(t_1, y) : y \in \mathbb{R}\}$ .

Now, for the case  $t_1 > 0$  and  $t_2 > 0$  let us concentrate on the paths  $\gamma_0$  and  $\gamma_1$ . We will prove that in all possible cases we end up in a contradiction.

Let us assume a configuration as that of Figure 3 where  $\gamma_0$  meets the horizontal line  $r_0$  on the right of  $t$  and the vertical line  $r_1$  below  $t$ . Now, if we consider the respective intersections for  $\gamma_1$ , we only have three possibilities: if  $\gamma_1$  meets  $r_1$  above  $t$ , then (Figure 3, left) then we already have two points of  $S$  in a segment along the direction  $b_2$  containing  $t$  (since  $\gamma_0$  meets  $r_1$  below  $t$ ). So, we must have  $t \in S$ , a contradiction.

The other two possibilities lead also to a contradiction: if either  $\gamma_1$  only meets  $r_1$  below  $t$  or  $\gamma_1$  does not meet  $r_1$  (see Figure 3, right) then necessarily, from the continuity of  $\gamma_1$ , this path must intersect  $r_0$  at some point on the left of  $t$  (since  $\gamma_1$  connects  $z_1$  with  $x = (0,0)$ ). Again,  $t$  would be inside a segment along the coordinate direction  $b_1$  whose extreme points are in  $S$ ; this leads to a further contradiction. A similar contradiction is obtained if we start with any other configuration of the intersections of  $\gamma_0$  with  $r_0$  and  $r_1$ . Also other contradictions are obtained considering different pairs of the  $\gamma_i$  paths, depending on the signs of  $t_1$  and  $t_2$ ; for example, if  $t_1 < 0$ ,  $t_2 < 0$  the reasoning would be identical, involving  $\gamma_2$  and  $\gamma_3$  instead of  $\gamma_0$  and  $\gamma_1$ .

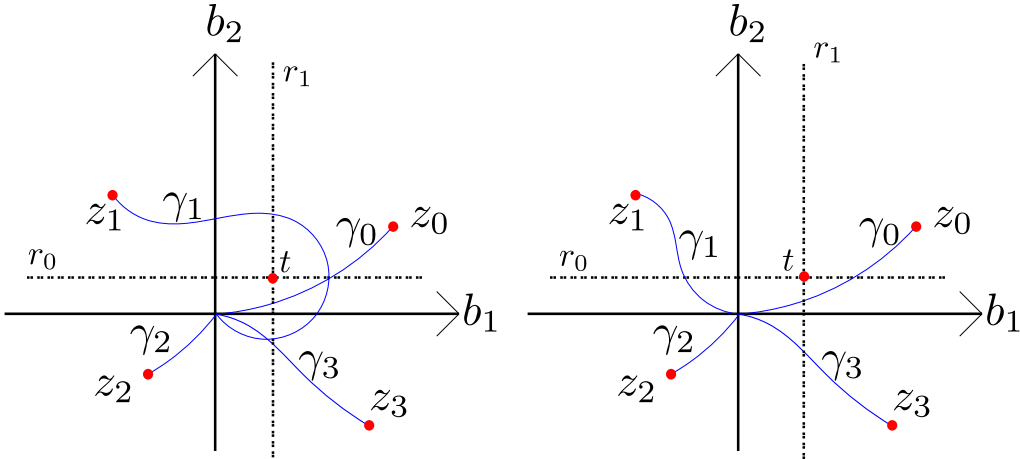


Figure 3: Different scenarios to illustrate the proof of Theorem 1. Left: the curve  $\gamma_1$  meets  $r_1$  above  $t$ . Right:  $\gamma_1$  does not meet  $r_1$ .

To prove the other implication let us assume that  $S$  is  $\pi/2$ -lighthouse with axes  $\xi, R(\xi), R^2(\xi), R^3(\xi)$  where  $\xi = (b_1 + b_2)/\|b_1 + b_2\|$ , but  $S$  is not biconvex wrt  $b_1, b_2$ . We have two possibilities:

- 1) there exist  $z_1 = \alpha_1 b_1 + \beta_1 b_2 \in S$  and  $z_2 = \alpha_2 b_1 + \beta_1 b_2 \in S$  such that the “horizontal” set  $\overline{z_1 z_2} \cap S$  is not convex

- 2) there exist  $z_1 = \alpha_1 b_1 + \beta_1 b_2 \in S$  and  $z_2 = \alpha_1 b_1 + \beta_2 b_2 \in S$  such that the “vertical” set  $\overline{z_1 z_2} \cap S$  is not convex.

We will consider the first case, as the second one is analogous. From the non-convexity of  $\overline{z_1 z_2} \cap S$  there exist  $p_1 \neq p_2$  such that  $p_1 \in \overline{z_1 z_2} \cap \partial S$ ,  $p_2 \in \overline{z_1 z_2} \cap \partial S$  and  $\overline{p_1 p_2} \cap S = \{p_1, p_2\}$ . Let  $\rho : [0, 1] \rightarrow \partial S$  a path connecting  $p_1$  and  $p_2$ . We can assume without loss of generality that  $\rho$  does not have auto-intersections. Let us denote  $H$  the closed region determined by the curve  $\rho$  and the segment  $\overline{p_1 p_2}$ , observe first that  $H$  is path-connected with boundary  $\overline{p_1 p_2} \cup \rho$ . Let us prove  $H \cap \text{int}(S) = \emptyset$ . First let us observe that the lighthouse property w.r.t  $b_1, b_2$  implies that there is no point in  $u \in (\partial S) \cap \text{int}(H)$  (this follows from the fact that for all  $u \in \partial S \cap \text{int}(H)$ ,  $z_1 \in C_{R(\xi)}(u)$ ,  $z_2 \in C_\xi(u)$ , and  $C_{R^i(\xi)(u)} \cap \rho \neq \emptyset$  for  $i = 2, 3$ ). Now, from  $\partial S \cap \text{int}(H) = \emptyset$  it follows that  $\text{int}(S) \cap H = \emptyset$ .

Since  $\overline{p_1, p_2} \cap \partial S = \{p_1, p_2\}$  we can assume that there exists  $(t_1, t_2) = \rho(s)$  with  $t_2 < \beta_1$  and  $\alpha_1 < t_1 < \alpha_2$ , or  $t_2 > \beta_1$  and  $\alpha_1 < t_1 < \alpha_2$  (recall that we are in case 1)). Let us assume that  $(t_1, t_2) = \rho(s)$  with  $t_2 < \beta_1$  and  $\alpha_1 < t_1 < \alpha_2$ , that is,  $t$  is below the “horizontal” line  $\overline{z_1 z_2}$ ; see Figure 4. If we write  $\rho = (\rho_1, \rho_2)$  in the axes  $b_1, b_2$  then we can assume that  $t_2 > \min_{v \in [0, 1]} \rho_2(v)$ . Since  $\rho$  is a continuous function there exists  $\varepsilon > 0$  such that this condition is fulfilled for all  $\{\rho(r) : s - \varepsilon < r < s + \varepsilon\}$ . Since  $\rho \subset \partial S$  and  $S$  is lighthouse with axis  $\xi = (b_1 + b_2)/\|b_1 + b_2\|$  there exists  $i \in \{0, 1, 2, 3\}$  (possibly depending on  $r$ ) such that  $C_{R^i(\xi)}(\rho(r)) \subset S^c$  for all  $s - \varepsilon < r < s + \varepsilon$ . Since  $\alpha_1 < t_1 < \alpha_2$  and  $t_2 < \beta_1$ , we have  $z_1 \in S \cap C_{R(\xi)}(\rho(r))$  and  $z_2 \in C_\xi(\rho(r))$  for all  $s - \varepsilon < r < s + \varepsilon$ . Since  $t_2 > \min_{v \in [0, 1]} \rho_2(v)$ , it is clear that for all  $s - \varepsilon < r < s + \varepsilon$ ,  $C_{R^3(\xi)}(\rho(r)) \cap S \neq \emptyset$ , see Figure 4. Then, as  $S$  is a  $\pi/2$ -lighthouse with axes  $b_1, b_2$ , the only quadrant left to satisfy the lighthouse condition at the points  $\rho(r)$  with  $s - \varepsilon < r < s + \varepsilon$  is  $C_{R^2(\xi)}$ . Thus, we must conclude that  $C_{R^2(\xi)}(\rho(r)) \cap S = \emptyset$  for all  $s - \varepsilon < r < s + \varepsilon$ . But this implies that for all  $r_0$  with  $s - \varepsilon < r_0 < s + \varepsilon$ , the point  $\rho(r_0) \in \partial S$  cannot be the limit of a sequence of interior points of  $S$  since any point close enough to  $\rho(r_0)$  not belonging to any quadrant  $C_{R^2(\xi)}(\rho(r))$  with  $s - \varepsilon < r_0 < s + \varepsilon$ , should necessarily belong to the closed region  $H$  determined by  $\rho$  and  $\overline{p_1 p_2}$  which does not include interior points of  $S$ . Thus, we have obtained a contradiction with  $S = \overline{\text{int}(S)}$ .  $\square$

**Theorem 2.** *Let  $S \subset \mathbb{R}^2$  be a compact set such that  $\partial S$  is path-connected, and  $S = \overline{\text{int}(S)}$ .  $S$  is biconvex wrt  $b_1, b_2$  if and only if is a  $\pi/2$ -**lighthouse by complements** where the axes are  $\xi, R(\xi), R^2(\xi), R^3(\xi)$  and  $\xi = (b_1 + b_2)/\|b_1 + b_2\|$ .*

*Proof.* If we assume that the set is  $\pi/2$ -lighthouse by complements then the biconvexity follows from Remark 1 and Theorem 1. Before going on, note that the path-connectedness property of  $\partial S$  implies that  $S$  is also path connected. Now, to prove the other implication let us assume by contradiction that  $S$  is biconvex wrt  $b_1, b_2$ ,

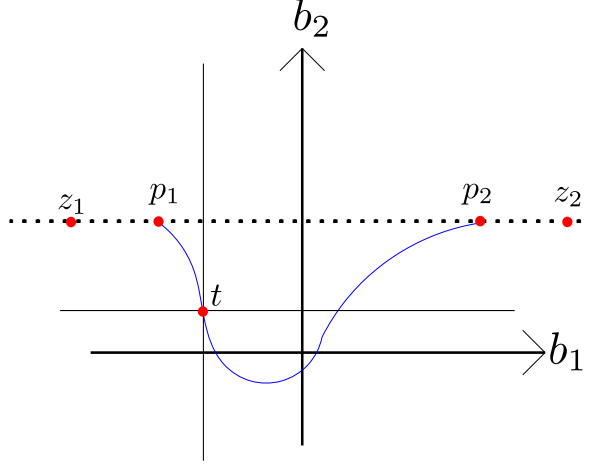


Figure 4:

but not a  $\pi/2$ -lighthouse by complements (where the axes are  $\xi, R(\xi), R^2(\xi), R^3(\xi)$  and  $\xi = (b_1 + b_2)/\|b_1 + b_2\|$ ). Then there must be a point outside  $t$  which “cannot be separated from  $S$ ” using quadrants with the prescribed axes. In more precise terms, there exists  $t \in S^c$  and  $z_0, \dots, z_3 \in S$  such that  $z_i \in \overline{C_{R^i(\xi)}(t)} \cap S$  for  $i = 0, 1, 2, 3$  and  $\xi = (b_1 + b_2)/\|b_1 + b_2\|$ . Let  $\gamma_i \subset S$  joining  $z_i$  with  $z_{i+1}$  where  $z_4 = z_0$ . Let  $\delta > 0$  such that  $B(t, \delta) \subset S^c$ . In what follows the coordinates are in the axes  $b_1, b_2$  and  $t = (0, 0)$ . If there exists  $0 < y_1$  and  $y_2 < 0$  such that  $c \{ (0, y_1), (0, y_2) \} \subset \gamma_1$ , from the biconvexity it follows that  $t \in S$ , see Figure 5 left. Clearly the same holds for  $\gamma_3$ . Reasoning in the same way, if there exists  $0 < x_1$  and  $x_2 < 0$  such that  $\{ (0, x_1), (0, x_2) \} \subset \gamma_0$  then  $t \in S$ , and the same holds for  $\gamma_2$ . Finally the only other possible configuration is shown in Figure 5 right, which also leads to  $t \in S$  since  $t$  is in the middle of a vertical (or horizontal) segment with extremes in  $S$ .  $\square$

**Remark 2.** *Theorems 1 and 2 imply that the class of compact  $\pi/2$ -lighthouses by complements (see Def. 3) agrees with the class of compact  $\pi/2$ -lighthouses (Def. 2), when we restrict ourselves to sets whose boundary is path connected and fulfil  $S = \overline{\text{int}(S)}$ . This coincidence does not hold in general, even though if we restrict ourselves to compact sets fulfilling  $S = \overline{\text{int}(S)}$ ; see Cholaquidis et al. (2014).*

### 3.1 On the angles of biconvexity

Denote by  $S^{\pi/2}$  the circumference of perimeter  $\pi/2$ . We can associate each point in  $S^{\pi/2}$  with the corresponding angle  $\theta \in [0, \pi/2)$  defining the orthogonal biconvexity axes by a counter-clockwise  $\theta$ -rotation from the canonical axes. The following

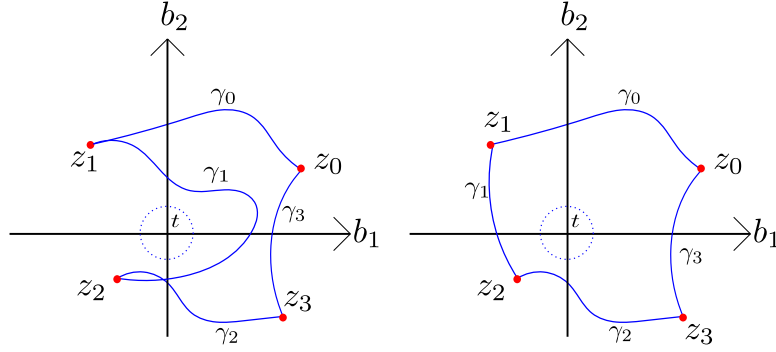


Figure 5: Left: If there exists  $0 < y_1$  and  $y_2 < 0$  such that  $\{(0, y_1), (0, y_2)\} \subset \gamma_1$  then  $t \in S$ . Right: no path  $\gamma_i$ , (for  $i = 1, 3$ ) meets the vertical axis both above and below  $t \in S$ ; also, no path  $\gamma_i$ , (for  $i = 0, 2$ ) meets the horizontal axis both on the left and on the right of  $t$ .

proposition states that the set of biconvexity angles is an arc (which could reduce to just a single point) in  $S^{\pi/2}$ .

**Proposition 1.** *Let  $S \subset \mathbb{R}^2$  be a compact, biconvex set such that  $\partial S$  is path-connected, and  $S = \text{int}(S)$ . Then, the set of angles is an arc in  $S^{\pi/2}$ .*

*Proof.* Since  $S$  is biconvex there must be at least an angle  $\theta_0$  for which the condition of biconvexity is fulfilled. If there is no other value of  $\theta$  for which  $S$  is  $\theta$ -biconvex, then the proof is concluded (in that case the arc would reduce to  $\{\theta_0\}$ ). Otherwise, we can take  $0 \leq \theta_0 < \theta_2 < \pi/2$  such that  $S$  is biconvex in the directions determined by two angles  $\theta_0$  and  $\theta_2$ . We can assume that  $\theta_0 = 0$ , otherwise take as canonical directions the ones determined by  $\theta_0$ . For  $j = 0, 2$ , let us denote by  $\xi_j$  the unit vectors corresponding to the central axis of the  $\pi/2$ -cone whose first side is a  $\theta_j$ -line and the second one is obtained from a  $\pi/2$  counterclockwise rotation from the first one. From Theorem 1  $S$  is a  $\pi/2$ -lighthouse by considering only cones with axes given by  $\xi_0, \xi_2$  with  $\|\xi_0\| = 1, \|\xi_2\| = 1$  or any rotation of angle  $\pi/2$  of  $\xi_0$  or  $\xi_2$ . Since  $\theta_0 \neq \theta_2, \xi_2 \neq R^i(\xi_0)$ .

Let us consider  $x \in \partial S$ . We will prove that we have only two possibilities (we will refer to them as Case 1 and Case 2),

- 1) there exist  $i, j$  depending on  $x$  such that  $C_{R^j(\xi_0)}(x) \cap S = \emptyset, C_{R^i(\xi_2)}(x) \cap S = \emptyset$  and  $C_{R^i(\xi_0)}(x) \cap C_{R^j(\xi_2)}(x) \neq \emptyset$ . In this case  $C_\psi(x) \cap S = \emptyset$  for any  $\psi$  in the cone determined by  $\xi_0$  and  $\xi_2$ . Observe that if all the points  $x \in \partial S$  are in this case the set  $S$  is biconvex w.r.t  $\theta$ , for all  $\theta \in [0, \theta_2]$
- 2) for some  $i = 0, 1, 2, 3$  and  $j = 0, 2$ ,  $(C_{R^i(\xi_j)}(x) \cup C_{R^{i+1}(\xi_j)}(x)) \cap S = \emptyset$ ; here  $C_{R^4(\xi_j)}(x)$  stands for  $C_{R^0(\xi_j)}(x)$ . In this case there is a half-space  $H$

not meeting  $S$  such that  $x \in \partial H$  (such half space would be the topological closure of  $C_{R^i(\xi_j)}(x) \cup C_{R^{i+1}(\xi_j)}(x)$ ; recall that we are considering open cones but, still, we cannot have points of  $S$ , apart from  $x$ , in the common half-line boundary between  $C_{R^i(\xi_j)}(x)$  and  $C_{R^{i+1}(\xi_j)}(x)$ ) due to the assumption  $S = \overline{\text{int}(S)}$ . If all the points  $x \in \partial S$  are in this case the set  $S$  is convex and therefore bi-convex for all  $\theta \in [0, \pi/2]$ .

Suppose that for  $x \in \partial S$  we are not in Case 2, then **for all**  $i = 0, 1, 2, 3$  and  $j = 0, 2$ ,

$$(C_{R^i(\xi_j)}(x) \cup C_{R^{i+1}(\xi_j)}(x)) \cap S = \emptyset \quad (6)$$

we will prove that this implies that we are in Case 1. Since  $S$  is  $\pi/2$  lighthouse with axes  $R^i(\xi_0)$  and  $R^k(\xi_2)$  for some  $i, k = 0, \dots, 3$ , there exists  $i$  and  $k$  such that  $C_{R^i(\xi_0)}(x) \cap S = \emptyset$  and  $C_{R^k(\xi_2)}(x) \cap S = \emptyset$ . Let us take, for example, the case  $i = 0$  and  $k = 1$  as in Figure 6. We will prove that  $C_{R^2(\xi_0)}(x) \cap S = \emptyset$  and then we are in Case 1 because  $C_{R^2(\xi_0)}(x) \cap C_{R(\xi_2)}(x) \neq \emptyset$ .

We know that  $C_{\xi_0}(x) \cap S = \emptyset$ ,  $C_{R(\xi_2)}(x) \cap S = \emptyset$  and  $C_{R(\xi_0)}(x) \cap S \neq \emptyset$  (using (6) for  $j = 0$  and  $i = 0$ ). Then  $C_{R^2(\xi_0)}(x) \cap C_{R(\xi_2)}(x) \cap S = \emptyset$ , let us prove first that  $C_{R^2(\xi_0)}(x) \cap C_{R^2(\xi_2)}(x) \cap S = \emptyset$ . Assume by contradiction this is not true, then  $C_{R^2(\xi_0)}(x) \cap S \neq \emptyset$ , and then, there must exist some  $(b_1, b_2) \in C_{R^2(\xi_0)}(x) \cap S$ , where  $(b_1, b_2)$  are the coordinates in  $E_1$ , since  $C_{R(\xi_2)}(x) \cap S = \emptyset$  we have that  $b_1, b_2 < 0$ . Observe that the coordinates of this point w.r.t  $E_2$  must be both negative also.

Let  $E_1$  be the coordinate system determined by  $\theta_0$  with  $x = (0, 0)$ , where  $\xi_0$  has positive coordinates; and  $E_2$  determined by  $(0, 0)$  and  $\theta_2$ , where  $\xi_2$  has positive coordinates. Let us denote  $(a_1, a_2) \in S \cap C_{R(\xi_0)}(x)$  where  $(a_1, a_2)$  are the coordinates in  $E_1$  (see Figure 6, left). Let us assume first that  $a_1 \leq b_1$  as in Figure 6, left. Let  $\gamma \subset S$  be a curve joining  $(a_1, a_2)$  with  $x$ , in this case there exists  $p \in \{(b_1, t) : t \in \mathbb{R}\} \cap \gamma$ . Since  $\gamma \subset S$  and  $S$  is biconvex  $(b_1, b_2), p \subset S$ . Since  $a_1 < 0$  then  $(b_1, b_2), p \cap C_{R(\xi_2)}(x) \neq \emptyset$ , which contradicts that  $C_{R(\xi_2)}(x) \cap S = \emptyset$ . If  $a_1 > b_1$  a similar contradiction is obtained by considering a curve  $\gamma \subset S$  joining  $(b_1, b_2)$  with  $x$  and a line  $r = \{(a_1, t) : t \in \mathbb{R}\}$ .

We have thus obtained that  $[(C_{R^2(\xi_0)}(x) \cap C_{R^2(\xi_2)}(x)) \cup C_{R(\xi_2)}(x)] \cap S = \emptyset$ . Now, note that the set  $C_{R^2(\xi_0)}(x)$  can be expressed as a union of three sets: the first one is  $[(C_{R^2(\xi_0)}(x) \cap C_{R^2(\xi_2)}(x))]$ ; the second one is  $C_{R^2(\xi_0)}(x) \cap C_{R(\xi_2)}(x)$ : none of these sets intersects  $S$ , as we have proved  $[(C_{R^2(\xi_0)}(x) \cap C_{R^2(\xi_2)}(x)) \cup C_{R(\xi_2)}(x)] \cap S = \emptyset$ . The third set is the half-line  $\{(0, t) : t < 0\} \cap S$  where  $(0, t)$  are the coordinates in  $E_2$ ; but again we have  $\{(0, t) : t < 0\} \cap S = \emptyset$ , as a consequence of the assumption  $S = \overline{\text{int}(S)}$ . It follows that  $C_{R^2(\xi_0)}(x) \cap S = \emptyset$  so that we are in Case 1 (recall that  $C_{R(\xi_2)}(x) \cap S = \emptyset$ ).

To conclude the proof note that, note that if all the points  $x \in \partial S$  are as in 2 then  $S$  is convex, and then is bi-convex for all  $\theta \in [0, \pi/2]$ . If all points are as in case 1 then  $S$  is bi-convex for all  $\theta \in [0, \theta_2]$ . Finally if there are points in case 1



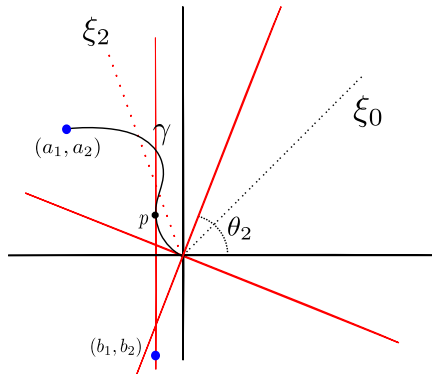
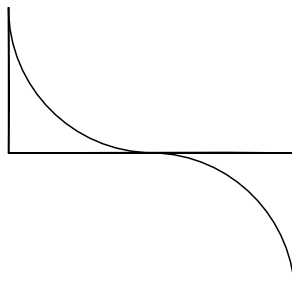
☐

Figure 6: The case  $a_1 \leq b_1$ .

**Remark 3.** Proposition 1 does not prove that the set of angles is always a proper non-degenerate arc. This is not true in general, as it can be seen in Figure 3.1. The set shown is the union of two sets which are obtained by rotation and translation of the hypograph of the function  $f(x) = \sqrt{1-x^2}$  for  $0 \leq x \leq 1$ . This set fulfils all the conditions of Proposition 1; in fact, the set is quite “smooth” in the sense that  $\text{reach}(S) > 0$  (see Definition 4). However, it is clear that  $\theta_0 = 0$  is the only biconvexity direction in this case.



### 3.2 Relations with other classes of sets

The (inner and outer) rolling condition and the biconvexity property do not imply each other. Also, there is no inclusion between the class of biconvex sets and the class of  $\alpha$ -convex sets (except when  $\alpha = \infty$ ) or between biconvexity and positive reach. However the class of biconvex set is included (under the assumptions of

Theorem 2) in the class of  $\pi/2$ -lighthouses by complement.

The class of sets having a polynomial volume is also of some interest in statistical applications, see Cuevas and Pateiro-López (2018) and Berrendero et al. (2014); a compact set  $S$  belongs to this class if there is some  $R > 0$  such that the Lebesgue measure of the parallel set  $B(S, r)$  is a polynomial in  $r$  for all  $r \in (0, R]$ . Even though biconvexity imposes a restriction on the boundary, it is not enough to guarantee polynomial volume. To see that, let us construct the following set: let us start with an isosceles triangle with base 2 and height 1; then attach to this set another isosceles triangle with base 1 and height  $1/2$ , as it is shown in Figure 7. Observe that this set is biconvex. It is easy to see that the Lebesgue measure of the parallel set of this union of triangle is polynomial in  $[0, 1]$ . However if we include a third isosceles triangle with base  $1/2$  and height  $1/4$  the interval for which the measure of the parallel set of the union of the three triangles is polynomial is  $[0, 1/2]$ . If we iterate, in the step  $n$ , with  $n$  isosceles triangles of base  $2, 1, 1/2, \dots, 1/2^{n-2}$  and height  $1, 1/2, \dots, 1/2^{n-1}$  the interval is  $[0, 1/2^{n-1}]$ . In the limit we get a biconvex set whose parallel set does not have polynomial volume.

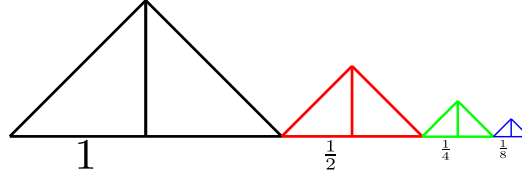


Figure 7: The interval for which  $\mu(S \oplus B(0, r))$  is polynomial if we attach  $n$  triangles is  $[0, 1/2^{n-1}]$

## 4 The biconvex hull and its statistical properties

We now consider the statistical problem of estimating a biconvex, path connected, compact set  $S \subset \mathbb{R}^2$  from a sample  $\mathcal{X}_n = \{X_1, \dots, X_n\}$  drawn from a distribution  $P_X$  whose support is  $S$ .

By analogy with other similar problems, based on convexity type assumptions on  $S$  (such as convexity or  $\alpha$ -convexity; see Cuevas et al. (2012)) one would be tempted to estimate  $S$  using the “biconvex hull of  $\mathcal{X}_n$ ” that is, the intersection of all biconvex sets containing  $\mathcal{X}_n$ . However the biconvex hull of  $\mathcal{X}_n$  will be, in most cases, the sample  $\mathcal{X}_n$  itself, since typically  $\mathcal{X}_n$  will be biconvex. For example, this will happen with probability one whenever  $P_X$  is an absolutely continuous probability measure.

While  $S_n = \mathcal{X}_n$  is indeed a very simple estimator of  $S$  it is also obviously unsatisfactory in many important aspects. In particular, except for trivial situations, it will typically fail to converge with respect to the distance “in measure” (5). Also, it will not obviously give a consistent estimator of the boundary of  $S$  since in general  $d_H(\partial S_n, \partial S) \not\rightarrow 0$  a.s.

Theorem 2 suggests a natural way to get a meaningful non-trivial biconvex estimator of  $S$  when the axes are known (let us denote them  $b_1, b_2$ ). Indeed, since this theorem establishes that, whenever  $\partial S$  is path connected,  $S$  is biconvex if and only if  $S$  fulfils a particular case of the  $\pi/2$ -lighthouse property. This lead us to use the following version of the hull notion as an estimator of  $S$  (recall that, given a unit vector  $v$  and  $y \in \mathbb{R}^2$ ,  $C_v(y)$  denotes the open cone with vertex  $y$ , axis in the direction  $v$  and opening angle  $\pi/2$ ).

**Definition 8.** *Given a set  $A \subset \mathbb{R}^2$  and an angle  $\theta \in [0, \pi/2)$  we define the lighthouse  $\theta$ -biconvex hull (or just the  $\theta$ -biconvex hull) of  $A$  by*

$$\mathbb{B}_\theta(A) = \bigcap \left\{ (C_{R^i(\xi)}(y))^c : i = 0, 1, 2, 3, \text{ } y \text{ is such that } C_{R^i(\xi)}(y) \cap A = \emptyset \right\},$$

with  $\xi = (b_1 + b_2)/\|b_1 + b_2\|$ , where  $b_1, b_2$  denote a unit vectors obtained from  $e_1 = (1, 0)$  and  $b_1$ , respectively, by a  $\theta$ -counter clockwise rotation.

**Remark 4.** *Note that, as a consequence of Theorem 2, if  $S$  is a  $\theta$ -biconvex, then  $\mathbb{B}_\theta(S) = S$ .*

*We will mainly use this notion for the particular case where  $A = \mathcal{X}_n = \{X_1, \dots, X_n\}$  is a finite sample of points randomly drawn on a  $\theta$ -biconvex set  $S$ . In that case  $\mathbb{B}_\theta(\mathcal{X}_n)$  is used as an estimator of  $S$ . We will show in Theorem 3 that this is indeed a reasonable estimator for  $S$ , under some regularity conditions. When the angle  $\theta$  is given and fixed we will sometimes omit the sub-index  $\theta$  in  $\mathbb{B}_\theta(\mathcal{X}_n)$ .*

*The notion of biconvex hull introduced in Definition 8 has been already considered (with a completely different motivation) in Ottmann et al. (1984, Def. 2.4) under the name of “maximal rectilinear convex hull”. These authors also outline an algorithm to evaluate  $\mathbb{B}(\mathcal{X}_n)$ .*

*However, for our statistical purposes we will propose another slightly different algorithm to construct  $\mathbb{B}(\mathcal{X}_n)$ . In fact, the idea behind this algorithm will be used later (see Theorem 3) to prove some relevant statistical properties of  $\mathbb{B}(\mathcal{X}_n)$  as an estimator of  $S$ .*

The algorithm we will develop to construct  $\mathbb{B}(\mathcal{X}_n)$  uses, as a starting element, a subset  $\tilde{\mathcal{X}}_m$  of the original data set  $\mathcal{X}_n$ . Such subset is made of those points in  $\mathcal{X}_n$  which are, in some sense, “far from the boundary of  $S$ ”. A more precise description of this subset is as follows. First assume that the biconvexity axes are known (later

on we will analyze an estimation method for these axes). Now, remove from  $\mathcal{X}_n$  those  $X_i$  such that  $C_{R^i(\xi)}(X_i) \cap \mathcal{X}_n \neq \emptyset$  for all  $i = 0, 1, 2, 3$ . Let us define  $\tilde{\mathcal{X}}_m$  the subsample obtained after this process; here the sub-index  $m$  stands for the number of points excluded from the original sample to get  $\tilde{\mathcal{X}}_m$  in the above process.

The following lemma proves that any point in  $\mathcal{X}_n$  “far” from the boundary of  $S$  will eventually be in  $\tilde{\mathcal{X}}_m$ .

**Lemma 1.** *Let  $X$  be a random variable with compact support  $S$  and distribution  $P_X$ . Assume that  $S$  is standard wrt  $P_X$ . Let us take  $r_n = (1/n)^{1/2+\varepsilon}$  for some  $\varepsilon > 0$ . Then, with probability one for  $n$  large enough, any sample point  $X_i \in \mathcal{X}_n$ , fulfilling  $X_i \in S \ominus B(0, r_n)$  belongs to  $\tilde{\mathcal{X}}_m$ .*

*Proof.* Let  $\aleph_\nu = \{x_1, \dots, x_\nu\} \subset S$  such that  $d_H(\aleph_\nu, S) < r_n/2$  then  $\nu = \mathcal{O}(1/r_n^2)$ . Indeed, note that the cardinality of any covering of  $S$  by balls with centers in  $\aleph_\nu$  must be of order  $\nu = \mathcal{O}(1/r_n^2)$ . Now,  $P(\exists X_i \in S \ominus B(0, r_n) : X_i \in \tilde{\mathcal{X}}_m) \leq P(\exists X_i \in S \ominus B(0, r_n) : C_{R^j(\xi)}(x) \cap \mathcal{X}_n = \emptyset, \forall j = 0, \dots, 3)$ . Then  $P(\exists X_i \in S \ominus B(0, r_n) : C_{R^i(\xi)}(x) \cap \mathcal{X}_n = \emptyset \forall i = 0, \dots, 3) \leq \sum_i P(B(x_i, r_n/2) \cap \mathcal{X}_n = \emptyset) \leq \nu(1 - \delta\pi r_n^2/4)^n \leq C r_n^{-2} \exp(-n\delta r_n^2/4)$ , where  $\delta$  is the constant given in (3). Now the results follows from a direct application of Borel-Cantelli Lemma.  $\square$

## 4.1 When the biconvexity axes are known

Throughout this section we assume that  $\mathcal{X}_n = \{X_1, \dots, X_n\}$  is a sample from a distribution  $P_X$  with compact support  $S \subset \mathbb{R}^2$ .

By Theorem1 to build the biconvex hull of the sample is equivalent to build the  $\pi/2$ -lighthouse hull, but considering only cones of the form  $C_{R^i(\xi)}(X_j)$  for all  $i = 0, 1, 2, 3$  where  $\xi = (b_1 + b_2)/\|b_1 + b_2\|$ . This last restriction allows us to build an exact hull. Let us denote  $b_1, b_2$  a pair of axes such that  $S$  is biconvex wrt them. The general idea is as follows: let us consider the subsample  $\tilde{\mathcal{X}}_m$  (defined just before Lemma 1) of “inside” points in the initial sample  $\mathcal{X}_n$ . Let us calculate the convex hull of  $\tilde{\mathcal{X}}_m$ , denoted as  $co(\tilde{\mathcal{X}}_m)$ . Then remove from  $co(\tilde{\mathcal{X}}_m)$  all the empty cones (those that not intersect the sample) and then move the empty cones in the directions  $b_1, -b_1, b_2, -b_2$  until meeting the sample. More precisely, these are the algorithm steps.

START: Calculate the set of “inner” sample points  $\tilde{\mathcal{X}}_m$ . Obtain the corresponding convex hull  $co(\tilde{\mathcal{X}}_m)$ .

STEP 0: Put  $l = 1$ . Define

$$E_1 = co(\tilde{\mathcal{X}}_m) \setminus \bigcup_{\tilde{X}_j \in \tilde{\mathcal{X}}_m, i \in I_j} C_{R^i(\xi)}(\tilde{X}_j)$$

where

$I_j \subset \{0, 1, 2, 3\}$  is the set of indices such that  $C_{R^i(\xi)}(\tilde{X}_j) \cap \mathcal{X}_n = \emptyset$ .

In words: the purpose of Step 0 is removing from the convex hull of the “surviving, inner” points (i.e., the points in  $\tilde{\mathcal{X}}_n$ ) all empty  $\pi/2$ -cones with vertices in  $\tilde{\mathcal{X}}_n$  (that is, all cones not meeting the sample).

ITERATION: For  $1 < l \leq m$  we construct  $E_l$  in the following way. Define  $\tilde{\mathcal{X}}_{m-l} = \tilde{\mathcal{X}}_{m-l+1} \setminus \{\tilde{X}_j\}$ , where  $\tilde{X}_j$  is a point  $\tilde{X}_j \in \tilde{\mathcal{X}}_{m-l+1}$ . Then translate every “empty” cone (that is every cone not containing sample points) with vertex at  $\tilde{X}_j$  parallel to the biconvexity axes  $b_1$  and  $b_2$  until the translated cone meets any sample point. Then remove this translated “maximal” cone from  $E_{l-1}$ .

More precisely, the process can be described as follows:

- a) Identify all the possible empty cones (quadrants) with vertex  $\tilde{X}_j$  (by “empty” we mean not containing any sample point in  $\tilde{\mathcal{X}}_m$ ). Note that such empty cones are necessarily among the four cones (in fact, quadrants) whose vertex is  $\tilde{X}_j$  and the sides are either defined by the vectors  $b_1$  and  $b_2$  or  $b_1$  and  $-b_2$  or  $-b_1$  and  $b_2$  or  $-b_1$  and  $-b_2$ .
- b) Suppose that we work with the (empty) cone of sides  $b_1$  and  $b_2$ : then move the  $b_1$ -side parallel to itself until the first sample point in  $\tilde{\mathcal{X}}_{m-l+1}$  is met (note that this point can be easily identified just looking at the coordinates of the points in  $\tilde{\mathcal{X}}_{m-l+1}$  and comparing them to those of  $\tilde{X}_j$ ). Do the same for the  $b_2$ -side.
- c) Repeat the above a)-b) procedure for each of the four possible empty cones with vertex  $\tilde{X}_j$  and axes in the indicated directions.
- d) Denote by  $D_l$  the union of all the empty “maximal” (enlarged) cones obtained in this way.
- e) Define  $E_l = E_{l-1} \setminus D_l$ .

Now, set the index  $l$  to  $l + 1$  and repeat the above process a)-e) for another element  $\tilde{X}_j \in \tilde{\mathcal{X}}_{m-l+1}$ .

OUTPUT:  $E_m$ .

So, the final output is the result of iterating the previous step until all points in  $\tilde{\mathcal{X}}_n$  have been considered and all cones have been appropriately moved. Observe that in every step of the algorithm we remove cones (that is, we intersect with the complement of a cone, which is a biconvex sets), and the intersection of biconvex sets is also biconvex, then the result of the algorithm is a biconvex set.

The following theorem establishes some relevant statistical properties of the set  $E_m = \mathbb{B}_\theta(\mathcal{X}_n)$  when considered as an estimator of an unknown  $\theta$ -biconvex compact set  $S$ . Of course, this makes sense in the case that  $\mathcal{X}_n$  is a random sample drawn from a probability distribution with support  $S$ .

**Theorem 3.** *Let  $S$  in the hypotheses of Theorem 2. Let  $\mathcal{X}_n$  an iid sample of  $X$ . Then*

- 1) *For all  $\theta \in [0, \pi/2)$ , the final output of the above algorithm coincides with the biconvex hull, that is,  $E_m = \mathbb{B}_\theta(\mathcal{X}_n)$ .*
- 2) *For all  $\theta \in [0, \pi/2)$ ,  $\mathcal{X}_n \subset \mathbb{C}(\mathcal{X}_n) \subset \mathbb{B}_\theta(\mathcal{X}_n) \subset \mathbb{B}_\theta(S)$ , where  $\mathbb{C}(\mathcal{X}_n)$  is el  $\pi/2$ -lighthouse hull by complement introduced in Definition 3.*
- 3) *For all  $\theta \in [0, \pi/2)$ ,*

$$d_H(\mathbb{B}_\theta(\mathcal{X}_n), \mathbb{B}_\theta(S)) \leq (\sqrt{2})^3 d_H(S, \mathcal{X}_n), \quad (7)$$

$$d_H(\partial \mathbb{B}_\theta(S), \partial \mathbb{B}_\theta(\mathcal{X}_n)) \leq (\sqrt{2})^3 d_H(S, \mathcal{X}_n). \quad (8)$$

*If there exists  $L_0$  the Minkowski content of  $\partial \mathbb{B}_\theta(S)$*

$$d_{\mu_L}(\mathbb{B}_\theta(\mathcal{X}_n), \mathbb{B}_\theta(S)) \leq 2L_0(\sqrt{2})^3 d_H(S, \mathcal{X}_n) \quad \text{eventually a.s.} \quad (9)$$

- 4) *If  $S$  is  $\theta_0$ -biconvex but not  $\theta$ -biconvex for some  $\theta_0, \theta \in [0, \pi/2)$  with  $\theta_0 \neq \theta$ , then  $\mu_L(\mathbb{B}_\theta(S) \setminus S) > 0$ .*

*Proof.* 1) By definition,  $\mathbb{B}_\theta(\mathcal{X}_n) \subset E_m$ . To prove the other inclusion, let  $x \notin \mathbb{B}_\theta(\mathcal{X}_n)$  we will prove that  $x \notin E_m$ . Since  $x \notin \mathbb{B}_\theta(\mathcal{X}_n)$  there exist a cone  $C_{R^i(\xi)}(y)$  for some  $i = 0, 1, 2, 3$ , with  $x \in C_{R^i(\xi)}(y)$  and  $C_{R^i(\xi)}(y) \cap \mathcal{X}_n = \emptyset$ . The cone  $C_{R^i(\xi)}(y)$  is determined by two semirects, if there are sample points in both, then,  $x \in E_m^c$ . Otherwise, translate the cone until meeting the sample, that contains  $C_{R^i(\xi)}(y)$ .

2) It follows by definition.

3) Let us prove that for all  $n$ , if we denote  $\varepsilon_n = d_H(S, \mathcal{X}_n)$ ,

$$\mathbb{B}_\theta(S) \ominus B(0, (\sqrt{2})^3 \varepsilon_n) \subset \mathbb{B}_\theta(\mathcal{X}_n) \subset \mathbb{B}_\theta(S) \quad \text{a.s.} \quad (10)$$

Let us prove the first inclusion. If  $\mathbb{B}_\theta(S) \ominus B(0, (\sqrt{2})^3 \varepsilon_n) = \emptyset$  then (10) holds trivially. Otherwise, let  $x \in \mathbb{B}_\theta(S) \ominus B(0, (\sqrt{2})^3 \varepsilon_n)$  but  $x \notin \mathbb{B}_\theta(\mathcal{X}_n)$ . Since  $x \notin \mathbb{B}_\theta(\mathcal{X}_n)$  we have, from Definition 8, that there exists  $\xi = \xi(\theta)$

with  $\|\xi\| = 1$  and  $C_{R^i(\xi)}(y)$  for some  $i = 0, 1, 2, 3$ , such that  $x \in C_{R^i(\xi)}(y)$  and  $C_{R^i(\xi)}(y)$  is disjoint with  $\mathcal{X}_n$ . Let us assume, without loss of generality, that this holds for  $i = 0$ , so that  $x \in C_\xi(y)$ ,  $C_\xi(y) \cap \mathcal{X}_n = \emptyset$ . Since  $x \in \mathbb{B}_\theta(S) \ominus B(0, (\sqrt{2})^3 \varepsilon_n)$  we have that  $B(x, (\sqrt{2})^3 \varepsilon_n) \subset \mathbb{B}_\theta(S)$ . Observe that  $2/\sin(\pi/4) = (\sqrt{2})^3$ , then there exists  $z \in B(x, (\sqrt{2})^3 \varepsilon_n) \cap C_\xi(y)$  such that  $d(z, \partial C_\xi(y)) > 2\varepsilon_n$ . Since  $z \in \mathbb{B}_\theta(S)$  and  $z \in B(x, (\sqrt{2})^3 \varepsilon_n)$ , we have that  $\overline{C_\xi(z)} \cap S \neq \emptyset$ . Let  $s \in \overline{C_\xi(z)} \cap S$ ,  $B(s, 2\varepsilon_n) \subset C_\xi(y)$ , since  $\varepsilon_n = d_H(S, \mathcal{X}_n)$  this contradicts  $C_\xi(y) \cap \mathcal{X}_n = \emptyset$ . From (10) it follows (7). To prove (8), let  $x \in \partial \mathbb{B}_\theta(\mathcal{X}_n)$ , let us prove that  $x \notin \mathbb{B}_\theta(S) \ominus B(0, (\sqrt{2})^3 \varepsilon_n)$ . Let us assume by contradiction that there exists  $x \in \partial \mathbb{B}_\theta(\mathcal{X}_n)$  and  $x \in \mathbb{B}_\theta(S) \ominus B(0, (\sqrt{2})^3 \varepsilon_n)$ . Since  $x \in \partial \mathbb{B}_\theta(\mathcal{X}_n)$  there exists  $\xi = \xi(\theta)$  with  $\|\xi\| = 1$  such that  $C_{R^i(\xi)}(x) \cap \mathcal{X}_n = \emptyset$  for some  $i$ . To simplify the notation assume  $i = 0$ . By 10  $B(x, (\sqrt{2})^3 \varepsilon_n) \subset \mathbb{B}_\theta(S)$ . Let us consider the cones  $C_\xi(x + \lambda\xi)$   $0 \leq \lambda < (\sqrt{2})^3 \varepsilon_n$ , then  $C_\xi(x + \lambda\xi) \cap S \neq \emptyset$  for all  $0 \leq \lambda < k\varepsilon_n$ . Since  $S$  is compact,  $C_\xi(x + (\sqrt{2})^3 \varepsilon_n \xi) \cap S \neq \emptyset$ . Let  $s \in C_\xi(x + (\sqrt{2})^3 \varepsilon_n \xi) \cap S$ ,  $B(s, 2\varepsilon_n) \subset C_\xi(x)$  but, since  $C_\xi(x) \cap \mathcal{X}_n = \emptyset$ , this a contradiction with  $\varepsilon_n = d_H(S, \mathcal{X}_n)$ .

Inequality (9) follows from (10).

- 4) Let us assume without loss of generality that  $\theta_0 = 0$  (if this is not the case change the canonical axes), then there exists  $\xi_0$  and a point  $x \in \partial S$  such that the quadrant  $C_{R^i(\xi_0)}(x)$  fulfills  $C_{R^i(\xi_0)}(x) \cap S = \emptyset$ . Let us assume that  $i = 0$  and consider a maximal cone  $C_1$  including  $C_{\xi_0}(x)$  with  $C_1 \cap S = \emptyset$ . Observe that since  $C_1$  is maximal there exists  $b, d \in \partial S \cap \partial C_1$  and  $b, d \neq x$ ,  $b \neq d$ . Since  $S$  is not  $\theta$ -biconvex it follows that  $\angle(b - x, d - x) < \pi$  and, by construction  $\angle(b - x, d - x) \geq \pi/2$ . Denote  $\mathbf{c}_1, \mathbf{c}_2$  the axes passing through  $x$  determined by  $\theta$  (that is the  $\theta$ -line is the bisectrix of one of the quadrants determined by the vectors  $\mathbf{c}_i$ ,  $i = 1, 2$ ) in such a way that, if  $b = (b_1, b_2)$ ,  $d = (d_1, d_2)$  stand for the coordinates of  $b$  and  $d$  wrt  $\mathbf{c}_1$  and  $\mathbf{c}_2$ , we have  $d_1 > 0, d_2 > 0$ . Let  $\xi = (1/\sqrt{2}, 1/\sqrt{2})$  (the coordinates are again wrt the axes  $\mathbf{c}_1, \mathbf{c}_2$ ). Let us assume that  $b_2 \geq d_2$ . Since  $\angle(b - x, d - x) \in [\pi/2, \pi)$ , we must have  $b_1 \leq 0, b_2 > 0$ . Let  $a$  be the intersection of the segment  $x, b$  with a line containing  $d$ , parallel to  $\mathbf{c}_1$ , (see Figure 8). We are going to prove that the open triangle,  $E$ , determined by  $a, x, d$  is included in  $\mathbb{B}_\theta(S)$ . Observe that by construction  $E \subset S^c$ . Let  $\gamma \subset \partial S$  a curve joining  $b$  and  $d$ . Note that  $\gamma \subset E^c$ . Consider  $t \in E$ . It is clear that  $d \in C_\xi(t)$  and  $b \in C_{R(\xi)}(t)$ . Since  $\gamma \subset E^c$ ,  $C_{R^2(\xi)}(t) \cap \gamma \neq \emptyset$  and  $C_{R^3(\xi)}(t) \cap \gamma \neq \emptyset$ . Then  $t \in \mathbb{B}_\theta(S)$ . Finally  $\mu(\mathbb{B}_\theta(S) \setminus S) \geq \mu(E) > 0$ .

□

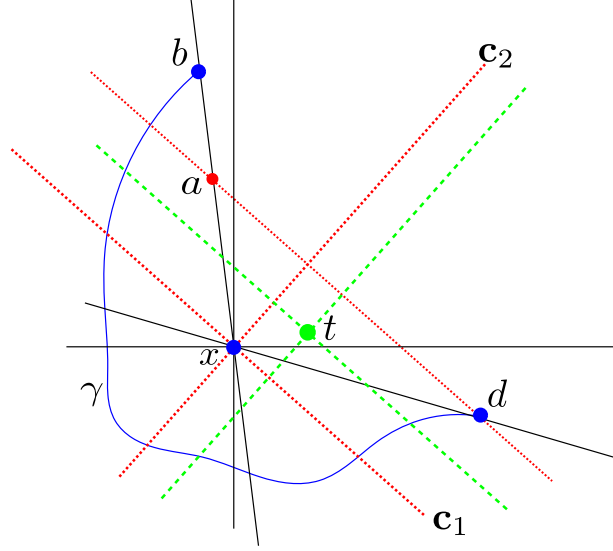


Figure 8: The triangle determined by  $a, x, d$  is included in  $\mathbb{B}_\theta(S)$ .

**Corollary 1.** *Let  $S$  in the hypotheses of Theorem 2. Assume that there exists  $L_0$  the Minkowski content of  $\partial\mathbb{B}_\theta(S)$ . Then  $\theta \rightarrow \mu(\mathbb{B}_\theta(S))$  is a continuous function of  $\theta$ .*

*Proof.* Let us consider  $\mathcal{X}_n$  an iid sample of  $X$ , where  $X$  is uniformly distributed on  $S$ . Since to build  $E_m = \mathbb{B}_\theta(\mathcal{X}_n)$  we intersect the complement of a finite number of cones, the function  $\theta \rightarrow \mu(\mathbb{B}_\theta(\mathcal{X}_n))$  is a continuous function of  $\theta$ . Now, from Theorem 3, part 3), we have  $|\mu_L(\mathbb{B}_\theta(\mathcal{X}_n)) - \mu_L(\mathbb{B}_\theta(S))| \leq d_{\mu_L}(\mathbb{B}_\theta(\mathcal{X}_n), \mathbb{B}_\theta(S)) \leq 2(\sqrt{2})^3 L_0 d_H(S, \mathcal{X}_n)$ , eventually a.s. We conclude that  $\mu_L(\mathbb{B}_\theta(\mathcal{X}_n)) \rightarrow \mu_L(\mathbb{B}_\theta(S))$  uniformly on  $\theta$ , a.s. This, together with the continuity of  $\theta \rightarrow \mu(\mathbb{B}_\theta(\mathcal{X}_n))$  proves the desired result, as the uniform limit of a sequence of continuous functions is a continuous function.  $\square$

## 4.2 When the biconvexity axes are unknown

If  $S$  is  $\theta$ -biconvex but the value of  $\theta$  is unknown, we can still approximating  $\theta$  from a data-driven sequence  $\hat{\theta}_n$ . The definition of this approximating sequence and the sense in which it approaches the true  $\theta$  is given in the following theorem.

**Theorem 4.** *Assume that for all  $\theta \in [0, \pi/2)$ ,  $\partial\mathbb{B}_\theta(S)$  has a finite Minkowski content  $L_0(\theta)$  and that  $L_0(\theta) \leq L_0$  for all  $\theta \in [0, \pi/2)$ , where  $L_0$  is a positive constant. Denote by  $A$  the set of angles  $\theta$  in  $[0, \pi/2)$  for which the set  $S$  is  $\theta$ -biconvex. For*



$\theta \in [0, \pi/2)$  define the sequence of random functions  $\Psi_n(\theta) = \mu(\mathbb{B}_\theta(\mathcal{X}_n))$ . For each  $n$  and each sample  $\mathcal{X}_n$  denote by  $\operatorname{argmin}_\theta \Psi_n(\theta)$  the set of angles in  $[0, \pi/2]$  minimizing the function  $\Psi_n(\theta)$ . Let  $\{\hat{\theta}_n\}$  be a sequence of minimizers of  $\Psi_n(\theta)$ , that is a sequence of random variables such that

$$\hat{\theta}_n \in \operatorname{argmin}_\theta \Psi_n(\theta) \quad (11)$$

Then, with probability one all the accumulation points of the sequence  $\{\hat{\theta}_n\}$  belong to  $A$ .

*Proof.* First note that, by construction,  $\mathbb{B}_0(\mathcal{X}_n) = \mathbb{B}_{\pi/2}(\mathcal{X}_n)$ . Note also that the set  $A$  of biconvexity angles is compact; this follows directly from the continuity of the function  $g(\theta) = \mu_L(\mathbb{B}_\theta(S)) - \mu_L(S)$  (see Corollary 1) and the fact that, from Theorem 2,  $A = g^{-1}(0)$ . Now, reasoning by contradiction, suppose that, with positive probability, there is a subsequence of the sequence minimizers  $\{\hat{\theta}_n\}$ , denoted again  $\{\hat{\theta}_n\}$  for simplicity, converging to a point  $\theta_1 \in A^c$ . From Theorem 2, if  $S$  is  $\theta$ -biconvex, that is, if  $\theta \in A$ , then  $\mathbb{B}_\theta(S) = S$  and  $\mu_L(\mathbb{B}_\theta(\mathcal{X}_n)) \rightarrow \mu_L(S)$  a.s., while if  $S$  is not  $\theta_1$ -biconvex,  $\mu_L(\mathbb{B}_{\theta_1}(\mathcal{X}_n)) - \mu(S) \rightarrow \mu_L(\mathbb{B}_{\theta_1}(S) \setminus S) > 0$  a.s. In any case, from the proof of Corollary 1, we know that  $\mu_L(\mathbb{B}_\theta(\mathcal{X}_n)) \rightarrow \mu_L(\mathbb{B}_\theta(S))$  a.s. uniformly on  $\theta$ .

Now, take  $\epsilon > 0$  small enough so that there is a closed neighbourhood  $U(\theta_1)$  of  $\theta_1$  in  $[0, \pi/2]$  such that  $U(\theta_1) \subset A^c$  and (using the continuity of  $\theta \mapsto \mu_L(\mathbb{B}_\theta(S))$ ),  $\mu_L(\mathbb{B}_\theta(S)) > \mu_L(S) + \epsilon$  for all  $\theta \in U(\theta_1)$ .

Also, since for all  $\theta \in A$  we have  $\Psi_n(\theta) \rightarrow \mu_L(S)$ , uniformly on  $\theta$ , a.s., we have

$$\Psi_n(\hat{\theta}_n) \leq \Psi_n(\theta) < \Psi_n(\theta_1) - \epsilon/2 \text{ eventually, almost surely,} \quad (12)$$

But, on the other hand, the fact  $\hat{\theta}_n \rightarrow \theta_1$  with positive probability and the a.s. uniform convergence  $\Psi_n \rightarrow \Psi$  on  $U(\theta_1)$  entail  $\Psi_n(\hat{\theta}_n) \rightarrow \Psi(\theta_1)$  with positive probability, which contradicts (12). □

## 5 An example

The following final example is included here just for illustrative purposes, in order to gain some intuition on the practical meaning of the notions we have introduced.

Let us consider the set  $S = [0, 1]^2 \setminus (T_1 \cup T_2)$ , where  $T_1$  and  $T_2$  are the open triangles with vertices  $\{(0, 1), (1/2, 1/2), (1, 1)\}$  and  $\{(0, 0), (1/2, 1/2), (1, 0)\}$ , respectively. Observe that  $S$  is  $\theta$ -biconvex for  $\theta = \pi/4$ .

We draw a uniform sample of  $n$  data points over  $S$  and we aim at reconstructing  $S$  from such sample, using the biconvex hull of the data points (see Definition (8))

as well as another, more classical, set estimator, namely the  $\alpha$ -convex hull (see Definition (1)).

Figure 9 shows both estimators of  $S$  for the cases  $n = 1000$  (left) and  $n = 2000$ . The sample points are uniformly chosen over  $S$ . The sample biconvex hull is appears in the figure as the set inside  $S$  with a piecewise linear boundary. The sample  $\alpha$ -convex hull, with  $\alpha = 1/3$  is the set whose boundary is made of circumference segments from a circumference with radius  $\alpha = 1/3$ .

In this example the distance in measure (as defined in (5), for  $\mu = L\mu_L$ , the Lebesgue measure) we obtained between the biconvex hull estimator and the true set was 0.04335, for  $n = 1000$ . The analogous error measure for the  $\alpha$ -convex estimator with  $\alpha = 1/3$  was 0.06746.

The respective values for  $n = 2000$  were 0.0319 and 0.06106. These distances have been approximated using a Monte Carlo sample of 50000 points drawn on  $[0, 1]^2$ .

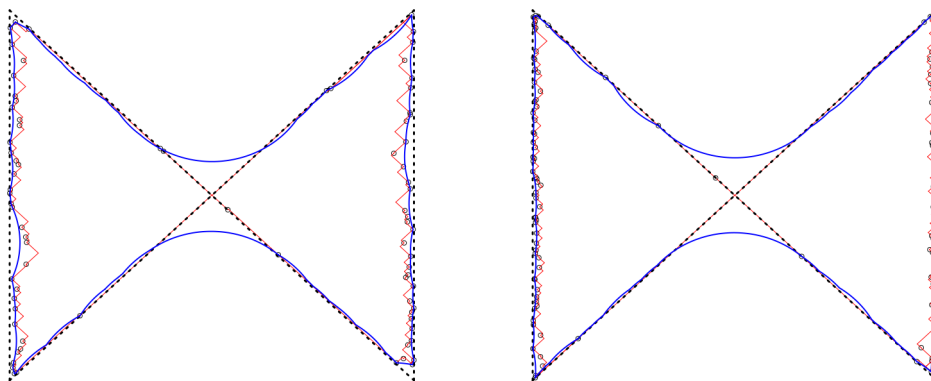


Figure 9: Estimation of a biconvex set  $S$  using the biconvex hull and the  $\alpha$ -convex hull, with sample sizes  $n = 1000, 2000$ .

## References

- Aaron, C. and Bodart, O. (2016). Local convex hull support and boundary estimation. *J. Multivariate Anal.*, 147, 82-101.
- Alegría-Galicia, C., Orden, D., Seara, C., and Urrutia, J. (2018). On the  $\mathcal{O}_\beta$ -hull of a planar point set. *Computational Geometry*, 68, 277–291.
- Ambrosio, L., Colesanti, A. and Villa, E. (2008). Outer Minkowski content for some classes of closed sets. *Math. Ann.* 342, 727–748.
- Aumann, R. and Hart, S. (1986). Bi-convexity and bi-martingales. *Isr. J. Math.*, 54, 159–180.
- Bae, S. W., Lee, C., Ahn, H. K., Choi, S., and Chwa, K. Y. (2009). Computing minimum-area rectilinear convex hull and L-shape. *Computational Geometry*, 42, 903–912.
- Berrendero, J.R., Cholaquidis, A., Cuevas, A. and Fraiman, R. (2014). A geometrically motivated parametric model in manifold estimation. *Statistics* 48, 983-1004.
- Brunel, V.E. (2016) Adaptive estimation of polytopal and convex support. *Probab. Theory Rel.* 164, 1-16.
- Cholaquidis, A. (2014) Técnicas de teoría geométrica de la medida en estimación de conjuntos. *Phd. Thesis*. Universidad de la República, Uruguay.
- Cholaquidis, A., Cuevas, A. and Fraiman, R. (2014) On Poincaré cone property. *Ann. Statist.*, 42, 255–284.
- Colesanti, A, and Manselli, P. (2011). Geometric and isoperimetric properties of sets of positive reach. *Atti Semin. Mat. Fis. Univ. Modena Reggio Emilia* **57**, 97–113.
- Cuevas, A. and Fraiman, R. (1997). A plug-in approach to support estimation *Annals of Statistics* **25** 2300–2312.
- Cuevas, A. (2009). Set estimation: Another bridge between statistics and geometry. *BEIO*, 25, 71-85.
- Cuevas, A. and Fraiman, R. (2010). Set Estimation. In *New Perspectives on Stochastic Geometry*, W.S. Kendall and I. Molchanov, eds., pp. 374–397. Oxford University Press.

- Cuevas, A., Fraiman, R. and Pateiro-López, B. (2012) On statistical properties of sets fulfilling rolling-type conditions. *Adv. in Appl. Probab.*, **44**, 311–239.
- Cuevas, A. and Pateiro-López, B. (2018). "Polynomial volume estimation and its applications". *Journal of Statistical Planning and Inference* Vol. 196, pp. 174–184.
- Federer, H. (1959) Curvature measures. *Trans. Amer. Math. Soc.*, **93**, 418–491.
- Fink, E., and Wood, D. (1998). Generalized halfspaces in restricted-orientation convexity. *Journal of Geometry*, 62, 99–120.
- Gen, B., Evrendilek, C., Hnich, B. (2011). Covering points with orthogonally convex polygons. *Computational Geometry*, 44, 249–264.
- Getz, W.M. and Wilmers, C.C. (2004). A local nearest-neighbor convex-hull construction of home ranges and utilization distributions. *Ecography* 27, 489–505.
- Gorski, J., Pfeuffer, F. and Klamroth, K. (2007). Biconvex sets and optimization with biconvex functions: a survey and extensions. *Math. Meth. Oper. Res.*, 66, 373–407.
- Ottmann, T., Soisalon-Soininen, E., and Wood, D. (1984). On the definition and computation of rectilinear convex hulls. *Information Sciences*, 33, 157–171.
- Pateiro-López, B. and Rodríguez-Casal, A. (2010). Generalizing the convex hull of a sample: The R package alphahull. *J. Statist. Softw.* 5, 1–28.
- Rawlins, G. J., and Wood, D. (1991). Restricted-oriented convex sets. *Information sciences*, 54, 263–281.