

On Statistical Learning of Simplices: Unmixing Problem Revisited

Amir Najafi ^{*} Saeed Ilchi ^{*} Amir H. Saberi [†] Abolfazl Motahari ^{*}
Babak H. Khalaj [†] Hamid R. Rabiee [‡]

^{*} Bioinformatics Research Laboratory (BRL),

[‡] Digital Media Laboratory (DML),

Department of Computer Engineering,
Sharif University of Technology, Tehran, Iran

[†] Department of Electrical Engineering,

Sharif University of Technology, Tehran, Iran

Abstract

Learning of high-dimensional simplices from uniformly-sampled observations, generally known as the “unmixing problem”, is a long-studied task in computer science. More recently, a significant interest is focused on this problem from other areas, such as computational biology and remote sensing. In this paper, we have studied the Probably Approximately Correct (PAC)-learnability of simplices with a focus on sample complexity. Our analysis shows that a sufficient sample size for PAC-learning of K -simplices is only $O(K^2 \log K)$, yielding a huge improvement over the existing results, i.e. $O(K^{22})$. Moreover, a novel continuously-relaxed optimization scheme is proposed which is guaranteed to achieve a PAC-approximation of the simplex, followed by a corresponding scalable algorithm whose performance is extensively tested on synthetic and real-world datasets. Experimental results show that not only being comparable to other existing strategies on noiseless samples, our method is superior to the state-of-the-art in noisy cases. The overall proposed framework is backed with solid theoretical guarantees and provides a rigorous framework for future research in this area.

1 Introduction

In many situations, high-dimensional observations from a physical system can be modeled as weighted averages of a fixed number of unknown sources whose profiles cannot be assessed, separately. Although the contributing weights of sources for each observation are also unknown, one can still attempt to infer the source profiles through careful analysis of a sufficiently large number of sample observations. This computational problem arises in many areas, such as hyper-spectral remote sensing [1, 2], statistical mixture analysis, and recognition of tumor heterogeneity in cancer sciences and bioinformatics [3, 4, 5]. In all such cases, unmixing the data refers to learning the unknown sources as well as the contributions of sources (weights) for each observed sample.

^{*}E-mails: {najafy,silchi}@ce.sharif.edu, motahari@sharif.edu.

[†]Emails: sah.saberi@ee.sharif.edu, khalaj@sharif.edu.

[‡]Email: rabiee@sharif.edu.

From a geometric point of view, this problem can be modeled as the learning of a high-dimensional *simplex*. A K -dimensional simplex is defined as the set of all convex combinations of $K + 1$ fixed points in \mathbb{R}^K , also called vertices. For example, simplices with $K = 2$ and $K = 3$ correspond to triangles and tetrahedra, respectively. Learning of a simplex refers to inferring its vertices through observing randomly chosen points from its interior. This problem can be viewed as solving the following set of equations:

$$\mathbf{A}\phi_i = \mathbf{y}_i \quad , \quad i = 1, \dots, n,$$

where $\phi_i \in \mathbb{R}^{K+1}$, $\mathbf{y}_i \in \mathbb{R}^K$ and \mathbf{A} is a $K \times (K + 1)$ matrix. Here, \mathbf{y}_i s represent the observed points, each column of the unknown matrix \mathbf{A} represents a source, and ϕ_i s represent the unknown weights (discrete distributions) which generate \mathbf{y}_i s from the sources. We also assume that \mathbf{A} has a bounded condition number, and ϕ_i s are generated independently and distributed identically.

Some interesting questions in this setting would be: How many samples are required to achieve a reliable approximation of the unknown simplex (sample complexity)? Or how well any algorithm can perform if observations become noisy? In this study, we have analyzed the sample complexity of Maximum-Likelihood (ML) estimator for this task, and show that a sufficient sample size for insuring a total-variation error of at most ϵ is only $\tilde{O}(K^2 \log K / \epsilon^2)$. To the best of our knowledge, this yields a significant improvement over the only existing result, i.e. [6], where the sample complexity is upper-bounded as $O(K^{22})$. On the other hand, ML algorithm is known to be NP-hard for this problem, thus we have proposed a sub-optimal and relaxed solution which enjoys from similar theoretical guarantees. In this regard, we have also formulated a Gradient Descent (GD)-based optimization scheme for our continuous relaxation that has a theoretically established convergence-rate, and is guaranteed to converge to at least a local minimum of our proposed loss. Experimental results demonstrate an acceptable performance for our method in the noiseless case, while show a considerable superiority compared to other existing methods when data samples are noisy.

1.1 Related Works

Previous works in this domain can be divided into two separate categories: papers that follow a theoretical approach, and those trying to solve a real-world application via heuristics. A seminal work on learning linear transformations, authors in [7] have proved efficient PAC-learnability of *hyper-cubes* via $O(K^8)$ samples, suggesting a possibly similar result for simplices. More recently, [6] proves that simplices are efficiently PAC-learnable¹ with a sample complexity of $O(K^{22})$. The ML estimator in the noiseless setting is equivalent to finding the minimum volume simplex that contains all data points. This task is shown to be NP-hard [8], irrespective of the input representation which could be either via facets (polytopes) or the vertices. In this regard, [9] introduces an LP-relaxation that computes the determinant of a modified vertex matrix instead of the volume. Determinant can then be written as the sum of matrix co-factors and consequently optimized in a row-wise manner. However, authors do not provide any theoretical guarantees while experiments are used for justification of their method. Authors in [10] studied a similar problem in lattice-based cryptography, where inputs are generated from a parallelepiped instead of a simplex. Moreover, our problem is also similar to Blind Source Separation (BSS) research, and in particular Independent Component Analysis (ICA). Researchers in the latter case, however, usually employ high-order moments for capturing the source signals [11].

¹In this paper, the term PAC-learnable refers to any learning task whose sample complexity is shown to be polynomial w.r.t. the corresponding parameters, i.e. ϵ and ζ . Whenever computational complexity shares this property as well, the term *efficiently PAC-learnable* is used.

From a more applied perspective, learning of simplices is of practical interest in hyper-spectral imaging [12]. Hyper-spectral cameras capture electromagnetic energy scatters from a scene in multiple wavelengths, where the spectrum of each pixel is a combination of patterns related to the reflection (or radiation) of its basic elements [2, 13]. Recently, this field has attracted intensive research interests which are mostly centered on analysis of minimum volume simplex, c.f. [14, 1, 2, 15]. Another tightly related application w.r.t. learning of simplices is the recognition of common patterns in cancerous tumors [4]. Tumors usually have a high cell-type heterogeneity, and a collective knowledge from the characteristics of each cell-type is vital for an effective treatment. However, biological datasets are mostly in *bulk format* and therefore each sample is an aggregation of cells from all the cell-types. The idea of finding the smallest inclusive simplex for capturing the hidden profiles of cell-types is exploited in several recent researches in this area [3, 4, 5, 16].

The rest of the paper is organized as follows: Section 2 explains the mathematical notation and then formally defines our problem. Our proposed method together with the achieved theoretical results are presented in Section 3. Section 4 is devoted to experimental results on both synthetic and real-world datasets. Finally, conclusions are made in Section 5.

2 Notation and Definitions

Throughout the paper, we denote the number of mixtures in our model by $K + 1$, for $K \in \mathbb{N}$. Without loss of generality, the number of features per sample can be assumed to be K^2 . Let us denote Φ as the set of all discrete $(K + 1)$ -dimensional probability mass functions $\Phi \triangleq \{\phi \in \mathbb{R}^{K+1} \mid \sum_k \phi_k = 1, \phi_k \geq 0\}$. Φ is generally referred to as the *standard simplex*. Let \mathcal{S} to be a K -simplex with the set of vertices $\{\mathbf{X}_0, \dots, \mathbf{X}_K\}$, where $\forall k \in \{0, \dots, K\}$, $\mathbf{X}_k \in \mathbb{R}^K$. Mathematically speaking,

$$\mathcal{S} = \mathcal{S}(\mathbf{X}_0, \mathbf{X}_1, \dots, \mathbf{X}_K) \triangleq \left\{ \mathbf{x} \in \mathbb{R}^K \mid \mathbf{x} = \sum_{k=0}^K \phi_k \mathbf{X}_k, \phi \in \Phi \right\}.$$

Also, let \mathbb{S}_K represent the set of all K -simplices in \mathbb{R}^K . For a K -simplex $\mathcal{S} \in \mathbb{S}_K$, $\text{Vol}(\mathcal{S})$ denotes the Lebesgue measure (volume) of \mathcal{S} . For $\mathcal{S} \in \mathbb{S}_K$, let \mathcal{S}_{-k} to be the k th polygonal facet of \mathcal{S} , i.e. the $(K - 1)$ -simplex obtained by removing the k th vertex of \mathcal{S} . In this regard, we define $\mathcal{P}_{\max}(\mathcal{S})$ as the volume of the largest polygonal facet of \mathcal{S} . In a similar fashion, we denote by $\mathcal{L}_{\max}(\mathcal{S})$, the length of the largest line segment inside \mathcal{S} (also known as the *diameter* of \mathcal{S}). Alternatively, $\mathcal{L}_{\max}(\mathcal{S})$ can be defined as the maximum Euclidean distance between any two points inside \mathcal{S} .

In many scenarios, hardness in statistical inference of a simplex may depend on its level of geometric regularity. In other words, simplices with more or less equally-sized facets are considerably easier to learn comparing to those including very acute corners. Inspired by the *Isoperimetric* inequality in high-dimensional geometry [17], let us define the $(\underline{\theta}, \bar{\theta})$ -isoperimetricity property for a K -simplex as:

Definition 1. A K -simplex $\mathcal{S} \in \mathbb{S}_K$ is defined to be $(\underline{\theta}, \bar{\theta})$ -isoperimetric if the following inequalities hold:

$$\mathcal{P}_{\max}(\mathcal{S}) \leq \bar{\theta} \text{Vol}(\mathcal{S})^{\frac{K-1}{K}}, \quad \mathcal{L}_{\max}(\mathcal{S}) \leq \underline{\theta} K \text{Vol}(\mathcal{S})^{\frac{1}{K}}.$$

The essence of $(\underline{\theta}, \bar{\theta})$ -isoperimetricity property for a K -simplex \mathcal{S} ensures that it is comparably

²All data points within a K -simplex lie in a K -dimensional linear subspace, which is almost surely identifiable as long as $n \geq K + 1$.

stretched along all the K dimensions of \mathbb{R}^K . Also, let us define $\mathcal{D}_{\text{TV}}(\cdot, \cdot)$ as the total-variation distance between two probability measures.

2.1 Problem Definition

Assume $\mathbf{y}_1, \dots, \mathbf{y}_n \in \mathbb{R}^K$ to be n i.i.d. samples drawn uniformly from $\mathcal{S}_T \in \mathbb{S}_K$, i.e. via the following probability distribution:

$$\mathbf{y}_1, \dots, \mathbf{y}_n \sim \mathbb{P}_{\text{unif}}(\mathbf{y}|\mathcal{S}_T) = \frac{\mathbf{1}_{\mathcal{S}_T}(\mathbf{y})}{\text{Vol}(\mathcal{S}_T)},$$

where $\mathbf{1}_{\mathcal{S}}(\mathbf{y})$ is the indicator function of the K -simplex \mathcal{S} which returns 1 if $\mathbf{y} \in \mathcal{S}$ and zero otherwise. The problem is to approximate \mathcal{S}_T from data samples in $\mathbf{D} \triangleq \{\mathbf{y}_1, \dots, \mathbf{y}_n\}$ in an (ϵ, ζ) -PAC manner, i.e. total variation between the estimate and the actual simplex stays below ϵ , with probability at least $1 - \zeta$.

3 Statistical Learning of Simplices

In this section, we first formulate the ML estimator for recovering the unknown K -simplex from samples. ML estimation for this task is computationally intensive and cannot be solved via regular continuous optimization tools. In order to overcome this problem, in Section 3.1 a sub-optimal solution will be provided which is guaranteed to PAC learn \mathcal{S}_T . Sample complexity for both ML and the proposed sub-optimal solution with corresponding mathematical analyses are given in Section 3.2, while Section 3.3 provides details for solving the proposed optimization problem, numerically.

3.1 ML Estimation and a Sub-optimal Solution

ML estimation of \mathcal{S}_T works by finding the K -simplex $\mathcal{S}_{\text{ML}}^* \in \mathbb{S}_K$ which maximizes the log-probability $\log \mathbb{P}(\mathbf{D}|\mathcal{S})$, which can be written as

$$\log \prod_{i=1}^n \mathbb{P}(\mathbf{y}_i|\mathcal{S}) = \sum_{i=1}^n \log \mathbf{1}_{\mathcal{S}}(\mathbf{y}_i) - n \log \text{Vol}(\mathcal{S}). \quad (1)$$

Maximization of (1) is already proved to be NP-hard, and thus impractical in real-world situations. Moreover, the minimum required number of samples for this algorithm to work *properly* has remained unknown. A remedy for the numerical hardness of ML estimation, would be to replace its objective criterion with a more manageable, yet sub-optimal, cost function. Before that, it worth noting that maximization of (1) is equivalent to the following minimization problem:

$$\begin{aligned} \mathcal{S}_{\text{ML}}^* &\triangleq \underset{\mathcal{S} \in \mathbb{S}_K}{\text{argmin}} \quad \text{Vol}(\mathcal{S}) \\ &\text{subject to} \quad \min_{\mathbf{u} \in \mathcal{S}} \|\mathbf{y}_i - \mathbf{u}\| = 0, \quad \forall i. \end{aligned} \quad (2)$$

Motivated by the formulation in (2), let us propose the following minimization problem in order to find an estimation for \mathcal{S}_T , which we denote by \mathcal{S}^* throughout the paper:

$$\mathcal{S}^* \triangleq \underset{\mathcal{S} \in \mathbb{S}_K}{\text{argmin}} \quad \frac{1}{\sqrt{n}} \sum_{i=1}^n \ell \left(\min_{\mathbf{u} \in \mathcal{S}} \|\mathbf{y}_i - \mathbf{u}\|_2 \right) + \gamma \text{Vol}(\mathcal{S}), \quad (3)$$

where both $\gamma > 0$ and the function $\ell : \mathbb{R}^+ \rightarrow \mathbb{R}^+$ can be chosen by the user. $\ell(\cdot)$ must be a strictly increasing loss function. In Subsection 3.3, an efficient technique for computation of derivatives and performing Gradient Descent (GD) algorithm are given which works for almost all reasonable choices of $\ell(\cdot)$.

Following this replacement, we will then provide extensive mathematical analysis on the PAC-learnability of our proposed method as well as its sample complexity. Surprisingly, techniques used for this aim also shed light on the sample complexity of the ML estimation, which shows significant improvement over previous results.

3.2 PAC-Learnability and Sample Complexity

Following theorems provide a set of sufficient sample complexities for PAC-learnability of both the proposed and ML estimations. The mathematical analyses behind these results include notions from high-dimensional geometry and calculus, as well as strong tools from VC theory in statistical learning.

Theorem 1 (PAC-Learnability from Noiseless Data). *Assume a K -simplex \mathcal{S}_T with Lebesgue measure $V_T \triangleq \text{Vol}(\mathcal{S}_T) > 0$, which is $(\underline{\theta}, \bar{\theta})$ -isoperimetric for some $(\underline{\theta}, \bar{\theta}) \succ 0$. Also, assume $\mathbf{y}_1, \mathbf{y}_2, \dots, \mathbf{y}_n$ to be n i.i.d. samples uniformly drawn from \mathcal{S}_T . Assume there exists $\zeta > 0$ and $\epsilon > 0$, for which*

$$n \geq \left(\frac{6\ell\left(\underline{\theta}KV_T^{\frac{1}{K}}\right)\left(\sqrt{K^2\log\frac{ne}{K+1}} + \log n + \sqrt{\log\frac{2}{\zeta}}\right) + \gamma V_T \epsilon}{L\left(\frac{\epsilon V_T^{1/K}}{(K+1)\bar{\theta}}\right)\epsilon} \right)^2,$$

where $L(x) \triangleq \frac{1}{x} \int_0^x \ell(u) du - \ell(0)$ for $x \geq 0$.

Then, the solution to the optimization problem in (3), denoted by \mathcal{S}^* , with probability at least $1 - \zeta$ satisfies the inequality

$$\mathcal{D}_{\text{TV}}(\mathbb{P}_{\mathcal{S}_T}, \mathbb{P}_{\mathcal{S}^*}) \leq \epsilon,$$

where $\mathbb{P}_{\mathcal{S}_T}$ and $\mathbb{P}_{\mathcal{S}^*}$ represent uniform probability measures over simplices \mathcal{S}_T and \mathcal{S}^* , respectively.

Proof of Theorem 1 is given in the Appendix. This theorem gives an explicit upper-bound on the minimum number of samples n which are sufficient for (3) to work. It should be noted that the preceding theorem work for all legitimate choices of γ and $\ell(\cdot)$. Using this fact and by manipulating the proof of Theorem 1, it is possible to achieve a similar sample complexity bound for ML estimation.

Corollary 1 (PAC bounds for ML algorithm). *Assume a K -simplex $\mathcal{S}_T \in \mathbb{S}_K$ with a non-zero Lebesgue measure $V_T \triangleq \text{Vol}(\mathcal{S}_T) > 0$. Also, consider $\mathbf{y}_1, \dots, \mathbf{y}_n$ to be n i.i.d. samples drawn uniformly from \mathcal{S}_T . Assume there exists $\zeta > 0$ and $\epsilon > 0$, for which we have*

$$n \geq \left(\frac{6\sqrt{K^2\log\frac{ne}{K+1}} + \sqrt{\log\frac{2}{\zeta}}}{\epsilon} \right)^2,$$

Then, the maximum likelihood estimator of \mathcal{S}_T , denoted by $\mathcal{S}_{\text{ML}}^*$, follows the inequality $\mathcal{D}_{\text{TV}}(\mathbb{P}_{\mathcal{S}_T}, \mathbb{P}_{\mathcal{S}_{\text{ML}}^*}) \leq \epsilon$ with probability at least $1 - \zeta$. Again, $\mathbb{P}_{\mathcal{S}_T}$ and $\mathbb{P}_{\mathcal{S}_{\text{ML}}^*}$ represent uniform probability measures over simplices \mathcal{S}_T and $\mathcal{S}_{\text{ML}}^*$, respectively.

Algorithm 1 Minimization of $R_{\mathcal{D}}$ by GD

```
1: procedure LEARNING SIMPLEX ( $\mathcal{D} = \{\mathbf{y}_1, \dots, \mathbf{y}_n\}, K, \alpha$ )
2:   Select  $1 \leq i_1 < i_2 < \dots < i_{K+1} \leq n$  uniformly at random.
3:   Initialize  $\mathbf{X} = [\mathbf{y}_{i_1} | \dots | \mathbf{y}_{i_{K+1}}]$ 
4:   while Termination condition is not satisfied do
5:     for  $i = 1, 2, \dots, n$  do
6:       Compute  $\nabla_{\mathbf{X}} \ell(\min_{\mathbf{u} \in \mathcal{S}} \|\mathbf{y}_i - \mathbf{u}\|_2)$  with (5) and (6)
7:     end for
8:     Compute  $\nabla_{\mathbf{X}} \text{Vol}_K(\mathcal{S}(\mathbf{X}))$  with (4)
9:      $\mathbf{X} \leftarrow \mathbf{X} - \alpha \nabla_{\mathbf{X}} R_{\mathcal{D}}(\mathcal{S}(\mathbf{X}))$ 
10:  end while
11: end procedure
```

Proof of Corollary 1 is also given in the Appendix. Surprisingly, geometric regularity of the simplex does not affect the sample complexity required by ML, although it may have a considerable impact on the computational complexity of the optimization algorithms. Analysis of the latter case is beyond the scope of this paper.

3.3 Numerical Optimization

In this section, we will provide a procedure to solve (3), numerically. Achieving the minimizer \mathcal{S}^* is simply approached by a Gradient Descent (GD) algorithm on the objective $R_{\mathcal{D}}(\mathcal{S})$, as described in Algorithm 1. Let us parameterize any K -simplex via its vertices, i.e. the $K \times (K+1)$ matrix $\mathbf{X} \triangleq [\mathbf{X}_0 | \dots | \mathbf{X}_K]$. In this regard, one needs to calculate $\nabla_{\mathcal{S}} R_{\mathcal{D}}(\mathcal{S})$ in each iteration.

According to (3), $R_{\mathcal{D}}(\mathcal{S})$ is naturally broken into two separate terms. Computation of the gradient with respect to the last term, i.e. $\gamma \text{Vol}(\mathcal{S})$, is straightforward, since

$$\text{Vol}_K(\mathcal{S}) = \frac{1}{K!} \left| \det \begin{bmatrix} \mathbf{X}_1 - \mathbf{X}_0 & \dots & \mathbf{X}_K - \mathbf{X}_0 \end{bmatrix} \right|, \quad (4)$$

and hence its derivatives can be computed easily.

For the first term in (3), i.e. $\frac{1}{\sqrt{n}} \sum_{i=1}^n \ell(\min_{\mathbf{u} \in \mathcal{S}} \|\mathbf{y}_i - \mathbf{u}\|_2)$, one needs to compute the gradient vectors $\mathbf{d}_{ij} = \nabla_{\mathbf{X}_j} \ell(\min_{\mathbf{u} \in \mathcal{S}} \|\mathbf{y}_i - \mathbf{u}\|_2)$ for valid i, j . The remainder of this section is mostly dedicated to computing this expression. Let $\phi_i^* \in \Phi$ be the solution of the following quadratic program:

$$\begin{aligned} & \min_{\phi \in \mathbb{R}^{K+1}} (\mathbf{y}_i - \mathbf{X}\phi)^T (\mathbf{y}_i - \mathbf{X}\phi) \\ & \text{subject to } \mathbf{1}^T \phi = 1, \\ & \phi \geq 0. \end{aligned} \quad (5)$$

Then, through applying the chain rule we have:

$$\nabla_{\mathbf{X}_j} \ell \left(\min_{\mathbf{u} \in \mathcal{S}} \|\mathbf{y}_i - \mathbf{u}\|_2 \right) = \ell'(\|\mathbf{y}_i - \mathbf{X}\phi_i^*\|_2) \nabla_{\mathbf{X}_j} \left(\left\| \mathbf{y}_i - \sum_{k=0}^K \phi_{i,k}^* \mathbf{X}_k \right\|_2 \right), \quad (6)$$

where $\ell'(\cdot)$ denotes the derivative of $\ell(\cdot)$.

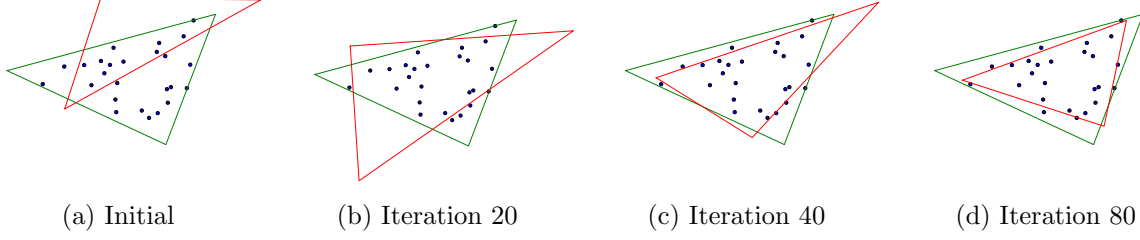


Figure 1: Snapshots from running the method on a set of $n = 40$ noiseless samples in a two-dimensional simplex. As a reference, the original triangle is drawn in green.

Let \mathcal{S} be desirable with respect to \mathbf{y}_i if any infinitesimal perturbation of \mathbf{y}_i does not change the support of ϕ_i^* . It is easy to show that for a fixed \mathbf{y}_i , occurrence of an undesirable simplex is almost surely impossible. Then, assuming \mathcal{S} is desirable, we can compute \mathbf{d}_{ij} by investigating the following cases:

- $\phi_{i,j}^* = 0$: There exists $\varepsilon > 0$ such that any infinitesimal perturbation of \mathbf{X}_j does not change the optimum value of the (5), which concludes that $\mathbf{d}_{ij} = 0$.
- $\phi_{i,j}^* \neq 0$: It can be shown that $\mathbf{X}\phi_i^*$ is the projection of \mathbf{y}_i on the affine hull of $X_{\text{supp}(\phi_i^*)}$. Also, desirability of \mathcal{S} implies that $\mathbf{X}\phi_i^*$ is in the relative-interior of $X_{\text{supp}(\phi_i^*)}$. These conclude that, \mathbf{d}_{ij} equals to the gradient of distance of \mathbf{y}_i from a known affine space, which is a quadratic form and can be computed efficiently.

4 Experimental Results

Optimization algorithm described in Section 3 has already been implemented in a software package which is available as a supplementary material. This section is devoted to investigating the performance of the proposed method on synthetic and real-world datasets, as well as comparison with rival frameworks. Throughout this section, the performance is measured as the average Euclidean distance between the vertices of the ground truth and those of the estimate $\hat{\mathbf{X}}$. We call it *error* which can be written as

$$error \triangleq \min_{(i_0, \dots, i_K)} \sqrt{\frac{1}{K+1} \sum_{k=0}^K \|\mathbf{X}_k - \hat{\mathbf{X}}_{i_k}\|_2^2},$$

where minimization is taken over all permutations (i_0, \dots, i_K) of the numbers $0, \dots, K$. Also, all synthetic and real-world datasets have been normalized in all dimensions prior to simulation, thus any scaling effect in *error* has been removed. Also, we have chosen $\ell(u) \triangleq u^2$. Parameters γ and the learning rate α in Algorithm 1 are manually adjusted during simulations. Noticeably, we did not observe any considerable sensitivities to these parameters.

4.1 Synthetic Data

Figure 1 shows a number of snapshots of the proposed method while running on a set of nominal synthetic noiseless data points. As it can be seen, despite the fact that algorithm has started from

an inappropriate initial condition, it converges to an acceptable solution in a moderate number of iterations.

Figure 2a illustrates the performance of our algorithm in the presence of noise. Accordingly, 100 noisy samples generated from a two-dimensional simplex. The additive noise for each sample is drawn from a zero-mean white Gaussian noise with standard deviation σ . Let us define the Signal to Noise Ratio (SNR) as $SNR \triangleq \lambda_{\min}/\sigma$, where λ_{\min} is the smallest singular value of matrix $\tilde{\mathbf{X}} \triangleq [\mathbf{X}_1 - \mathbf{X}_0 | \cdots | \mathbf{X}_K - \mathbf{X}_0]$. Figure 2a represents the performance of our algorithm with respect to different values of SNRs (which can be done by changing the standard deviation of the noise). The result shows that our method performs well in moderate or high SNR scenarios. Figure 2b shows the estimation error as a function of dimensionality K . Noiseless dataset size has been increased proportionally to K^2 , however due to the choice of $\ell(\cdot)$ (instead of the one suggested in proof of Corollary 1), error increases smoothly with respect to K .

In Table 1, we have compared our method to a number of well-known methods in this area. Datasets used for experiments are 1) Simple Dataset: a simple two-dimensional simplex with 100 data points, 2) Noisy Dataset: a noisy version of the latter with $SNR = 1$, and 3) High Dimension Dataset: a noiseless simplex with $K = 9$ and $n = 1000$. Due to the results, our method has a comparable performance both in the simple and high-dimensional cases, while it outperforms all the rival strategies in noisy scenarios. In the next subsections, performance of our method is tested on two real-world applications.

4.2 Computational Biology

Unmixing cell-types from biological organs is becoming an interesting area in bioinformatics. Recently, authors in [20] synthetically merged cells from three different tissues (namely brain, liver and kidney) several times and each time with known combination weights. They aimed to perform a subsequent deconvolution of samples via micro-array gene expression screens. Their dataset is a potentially appropriate target for our algorithm.

We have collected $n = 42$ samples from the dataset, where the initial dimensionality of data is 31100. Samples have been linearly projected into a corresponding 42-dimensional subspace, and then the proposed method has been applied. Figure 3 depicts the final results where the gene expression profiles of the initial three tissues have been identified with a significant accuracy.

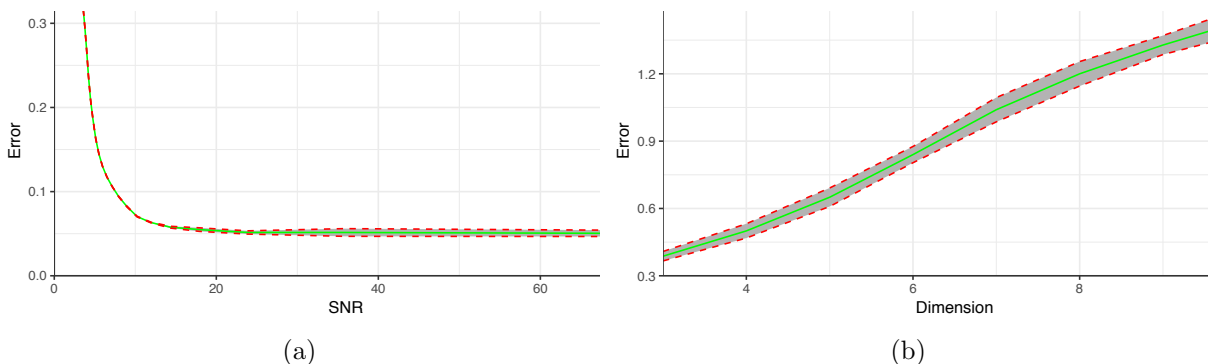


Figure 2: Estimation error as a function of noise and dimension. Data samples are noisy and kept to $n = 100$ for the two dimensional simplex in 2a. Data samples are noiseless and being increased proportional to K^2 in 2b.

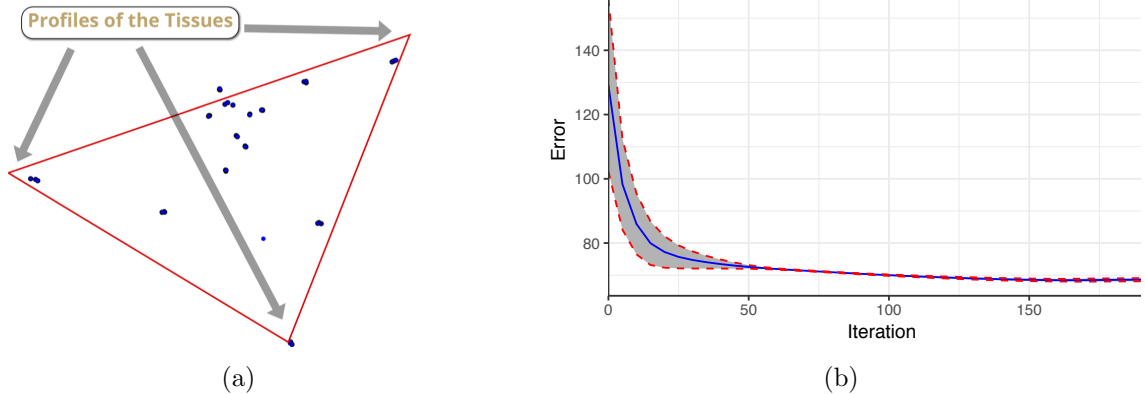


Figure 3: Cell-type identification from micro-array data given in [20]. 3a: Visualization of data points, as well as the estimated simplex. Vertices of the estimated simplex highly resemble the expression levels of the ground truth tissues. 3b: Estimation error as a function of iterations.

Moreover, the obtained combination weights obtained by our framework highly resemble the ground truth.

4.3 Hyper-spectral Remote Sensing

As mentioned in Section 1, a major application of unmixing falls in the area of hyper-spectral remote sensing where researchers aim to find the material composition profiles of remote areas via hyper-spectral imaging devices. In this regard, Cuprit dataset [21] includes $n = 47500$ pixels, where each pixel has been measured in effectively $m = 188$ spectral bands. Authors in [21] suggested the presence of 12 basic elements in the dataset, while a smaller subset of them might be dominant.

We have randomly chosen $n = 10000$ points from this dataset and reduced the dimensionality of data to $m' = 10$ via PCA. According to the numbers suggested by the eigen-analysis of the data, number of vertices for the simplex is chosen as $K + 1 = 3$. Figure 4 shows the performance of the proposed method on the data compared to the ground truth profiles presented in the literature. Evidently, algorithm finds the dominant elements with a considerable accuracy.

	Simple Dataset	Noisy Dataset	High Dimension Dataset
Proposed	0.22	0.48	0.79
MVSA	0.14	1.84	0.76
SISAL	0.16	1.65	0.77
VCA	1.09	1.006	5.93
UNMIX	0.14	1.83	-

Table 1: Error comparison of the proposed methods with MVSA [1], SISAL [18], VCA [19], and UNMIX [3]. Methods have been tested on three different scenarios. UNMIX did not execute on “Dimension” dataset in a reasonable time.

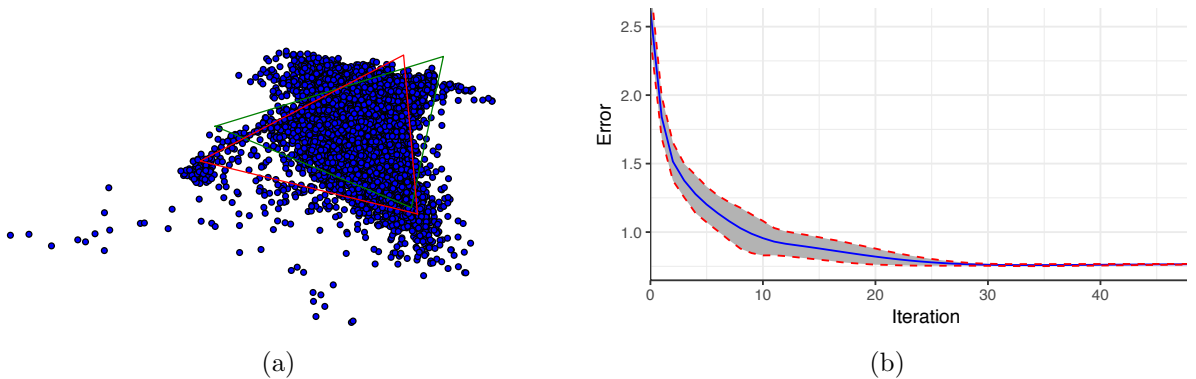


Figure 4: 4a: Estimation of dominant elements in a hyper-spectral dataset (red simplex) compared to the ground truth (green simplex). Three major elements, called *Andradite*, *Dumortierite* and *Sphene* have been identified which significant match with experimental findings. Data points have been visualized via the first two PCs. 4b: Estimation error as a function of iterations for the Cuprit dataset.

5 Conclusions

This paper presents a set of bounds on the sample complexity of learning high-dimensional simplices from uniformly-sampled observations. In particular, the required number of samples for PAC-learnability of the ML estimator has been shown to be $O(K^2 \log K)$, which yields a significant improvement over existing results. In addition, a continuously-relaxed (and thus computationally tractable) sub-optimal solution is proposed for this task which is backed by rigorous theoretical guarantees. On the other hand, numerous experiments magnify the applicability of our method on real-world datasets. Our method has shown a comparable performance to a number of well-known rival strategies, while shows a considerable superiority in highly noisy regimes. In future approaches, one may attempt to provide similar sample complexity bounds for the noisy case, which has not been tackled yet. Moreover, there is still room for improvement of sub-optimal solutions in both noisy and noiseless cases.

References

- [1] J. Li, A. Agathos, D. Zaharie, J. M. Bioucas-Dias, A. Plaza, and X. Li, “Minimum volume simplex analysis: A fast algorithm for linear hyperspectral unmixing,” *IEEE Transactions on Geoscience and Remote Sensing*, vol. 53, no. 9, pp. 5067–5082, 2015.
- [2] A. Ambikapathi, T.-H. Chan, W.-K. Ma, and C.-Y. Chi, “Chance-constrained robust minimum-volume enclosing simplex algorithm for hyperspectral unmixing,” *IEEE Transactions on Geoscience and Remote Sensing*, vol. 49, no. 11, pp. 4194–4209, 2011.
- [3] D. Tolliver, C. Tsourakakis, A. Subramanian, S. Shackney, and R. Schwartz, “Robust unmixing of tumor states in array comparative genomic hybridization data,” *Bioinformatics*, vol. 26, no. 12, pp. i106–i114, 2010.

- [4] G. Satas and B. J. Raphael, “Tumor phylogeny inference using tree-constrained importance sampling,” *Bioinformatics*, vol. 33, no. 14, pp. i152–i160, 2017.
- [5] N. S. Zuckerman, Y. Noam, A. J. Goldsmith, and P. P. Lee, “A self-directed method for cell-type identification and separation of gene expression microarrays,” *PLoS computational biology*, vol. 9, no. 8, p. e1003189, 2013.
- [6] J. Anderson, N. Goyal, and L. Rademacher, “Efficient learning of simplices,” in *Conference on Learning Theory*, 2013, pp. 1020–1045.
- [7] A. Frieze, M. Jerrum, and R. Kannan, “Learning linear transformations,” in *Foundations of Computer Science, 1996. Proceedings., 37th Annual Symposium on*. IEEE, 1996, pp. 359–368.
- [8] A. Packer, “Np-hardness of largest contained and smallest containing simplices for v-and h-polytopes,” *Discrete and Computational Geometry*, vol. 28, no. 3, pp. 349–377, 2002.
- [9] T.-H. Chan, C.-Y. Chi, Y.-M. Huang, and W.-K. Ma, “A convex analysis-based minimum-volume enclosing simplex algorithm for hyperspectral unmixing,” *IEEE Transactions on Signal Processing*, vol. 57, no. 11, pp. 4418–4432, 2009.
- [10] P. Q. Nguyen and O. Regev, “Learning a parallelepiped: Cryptanalysis of ggh and ntru signatures,” *Journal of Cryptology*, vol. 22, no. 2, pp. 139–160, 2009.
- [11] A. Hyvärinen, J. Karhunen, and E. Oja, *Independent component analysis*. John Wiley & Sons, 2004, vol. 46.
- [12] S. Zhang, A. Agathos, and J. Li, “Robust minimum volume simplex analysis for hyperspectral unmixing,” *IEEE Transactions on Geoscience and Remote Sensing*, vol. 55, no. 11, pp. 6431–6439, 2017.
- [13] A. Agathos, J. Li, J. M. Bioucas-Dias, and A. Plaza, “Robust minimum volume simplex analysis for hyperspectral unmixing,” in *Signal Processing Conference (EUSIPCO), 2014 Proceedings of the 22nd European*. IEEE, 2014, pp. 1582–1586.
- [14] J. M. Bioucas-Dias, A. Plaza, N. Dobigeon, M. Parente, Q. Du, P. Gader, and J. Chanussot, “Hyperspectral unmixing overview: Geometrical, statistical, and sparse regression-based approaches,” *IEEE journal of selected topics in applied earth observations and remote sensing*, vol. 5, no. 2, pp. 354–379, 2012.
- [15] C.-H. Lin, A. Ambikapathi, W.-C. Li, and C.-Y. Chi, “On the endmember identifiability of craig’s criterion for hyperspectral unmixing: A statistical analysis for three-source case,” in *Acoustics, Speech and Signal Processing (ICASSP), 2013 IEEE International Conference on*. IEEE, 2013, pp. 2139–2143.
- [16] R. Schwartz and S. E. Shackney, “Applying unmixing to gene expression data for tumor phylogeny inference,” *BMC bioinformatics*, vol. 11, no. 1, p. 42, 2010.
- [17] R. Osserman, “The isoperimetric inequality,” *Bulletin of the American Mathematical Society*, vol. 84, no. 6, pp. 1182–1238, 1978.
- [18] J. M. Bioucas-Dias, “A variable splitting augmented lagrangian approach to linear spectral unmixing,” in *Hyperspectral Image and Signal Processing: Evolution in Remote Sensing, 2009. WHISPERS’09. First Workshop on*. IEEE, 2009, pp. 1–4.

- [19] J. M. Nascimento and J. M. Dias, “Vertex component analysis: A fast algorithm to unmix hyperspectral data,” *IEEE transactions on Geoscience and Remote Sensing*, vol. 43, no. 4, pp. 898–910, 2005.
- [20] S. S. Shen-Orr, R. Tibshirani, P. Khatri, D. L. Bodian, F. Staedtler, N. M. Perry, T. Hastie, M. M. Sarwal, M. M. Davis, and A. J. Butte, “Cell type-specific gene expression differences in complex tissues,” *Nature methods*, vol. 7, no. 4, p. 287, 2010.
- [21] F. Zhu, Y. Wang, B. Fan, G. Meng, S. Xiang, and C. Pan, “Spectral unmixing via data-guided sparsity,” *CoRR*, vol. abs/1403.3155, 2014.
- [22] M. Mohri, A. Rostamizadeh, and A. Talwalkar, *Foundations of machine learning*. MIT press, 2012.
- [23] H. Cartan and H. P. Cartan, *Differential calculus*. Hermann, 1971, vol. 1.

A Proof of Theorem 1

Proof. The proof consists of two major steps. First, we will show that the solution to the proposed optimization problem, regardless of the choice of parameters and/or sample complexity, has always a volume less than or equal to that of the actual simplex \mathcal{S}_T . Also, the intersection of solution \mathcal{S}^* and \mathcal{S}_T is always non-empty. Second, it will be shown that for sufficiently large n , solutions with insignificant overlap with \mathcal{S}_T are highly improbable. The mathematical tools behind this proof are basic concepts from algebra and high-dimensional geometry, as well as notions from Vapnik-Chervonenkis (VC) theory in statistical learning.

Before proceeding to the main body of proof, it would be helpful to make a number of definitions and introduce some useful notation. The proposed optimization is rewritten here

$$\mathcal{S}^* \triangleq \operatorname{argmin}_{\mathcal{S} \in \mathbb{S}_K} \frac{1}{\sqrt{n}} \sum_{i=1}^n \ell \left(\min_{\mathbf{u} \in \mathcal{S}} \|\mathbf{y}_i - \mathbf{u}\|_2 \right) + \gamma \operatorname{Vol}(\mathcal{S}), \quad (7)$$

For any K -simplex $\mathcal{S} \in \mathbb{S}_K$, we simply show the objective function in (7) by

$$R_{\mathcal{D}}(\mathcal{S}) \triangleq \frac{1}{\sqrt{n}} \sum_{i=1}^n \ell \left(\min_{\mathbf{u} \in \mathcal{S}} \|\mathbf{y}_i - \mathbf{u}\|_2 \right) + \gamma \operatorname{Vol}_K(\mathcal{S}). \quad (8)$$

For $0 \leq \epsilon \leq 1$, define

$$\mathcal{Q}_{\mathcal{S}_T}(\epsilon) \triangleq \left\{ \mathcal{S} \in \mathbb{S}_K \mid \operatorname{Vol}(\mathcal{S}) \leq V_T, \operatorname{Vol}(\mathcal{S} \cap \mathcal{S}_T) / V_T \leq 1 - \epsilon, \mathcal{S} \cap \mathcal{S}_T \neq \emptyset \right\},$$

as the set of all K -simplices with volume less or equal than V_T , a relative overlap of at most $1 - \epsilon$, and at least one point of intersection with \mathcal{S}_T . Also, let us define the functions $g(\mathbf{y}, \mathcal{S})$ for $\mathbf{y} \in \mathbb{R}^m$ and $\mathcal{S} \in \mathbb{S}_K$ as

$$g(\mathbf{y}, \mathcal{S}) \triangleq \sqrt{n} \ell \left(\min_{\mathbf{u} \in \mathcal{S}} \|\mathbf{y} - \mathbf{u}\|_2 \right).$$

This way, it can be easily seen that the loss function in (7) is a shifted version of the empirical mean computed over all $g(\mathbf{y}_i, \mathcal{S})$, i.e. $R_{\mathcal{D}}(\mathcal{S}) = \frac{1}{n} \sum_i g(\mathbf{y}_i, \mathcal{S}) + \gamma \operatorname{Vol}(\mathcal{S})$. The following lemma shows that minimization of $R_{\mathcal{D}}$ over $\mathcal{S} \in \mathbb{S}_K$ can be reduced to minimizing it over $\mathcal{Q}_{\mathcal{S}_T}(0)$ instead.

Lemma 1. Consider the loss function $R_{\mathcal{D}}(\mathcal{S})$ as defined in (8). Then, there exists $\delta > 0$ such that minimizing the $R_{\mathcal{D}}(\mathcal{S})$ over the two hypothesis sets \mathbb{S}_K and $\mathcal{Q}_{\mathcal{S}_T}(\delta)$ are equivalent. In other words,

$$\operatorname{argmin}_{\mathcal{S} \in \mathbb{S}_K} R_{\mathcal{D}}(\mathcal{S}) = \operatorname{argmin}_{\mathcal{S} \in \mathcal{Q}_{\mathcal{S}_T}(0)} R_{\mathcal{D}}(\mathcal{S}),$$

where according to definitions, $\mathcal{Q}_{\mathcal{S}_T}(0)$ represents the set of K -simplices in \mathbb{R}^m with maximal volume $V_T \triangleq \operatorname{Vol}_K(\mathcal{S}_T)$, which has non-empty intersections with \mathbb{S}_K .

Proof. See Appendix A for the proof. \square

The lemma will enforce many useful properties over the space of possible solutions which can be used in later stages of the proof. Before that, let us make a couple of more definitions. Interestingly, it can be easily verified that for all $\mathcal{S} \in \mathcal{Q}_{\mathcal{S}_T}(0)$ ($0 \leq \epsilon \leq 1$) and all $\mathbf{y} \in \mathcal{S}_T$, $g(\mathbf{y}, \mathcal{S})$ has a finite value. Let us define g_{\max} as

$$g_{\max} \triangleq \max_{\mathbf{y} \in \mathcal{S}_T} \sup_{\mathcal{S} \in \mathcal{Q}_{\mathcal{S}_T}(0)} g(\mathbf{y}, \mathcal{S}), \quad (9)$$

and accordingly the function set

$$\mathbf{G}(\ell, \epsilon) \triangleq \left\{ \forall \frac{g(\cdot, \cdot)}{g_{\max}} \mid \mathbf{y} \in \mathcal{S}_T, \mathcal{S} \in \mathcal{Q}_{\mathcal{S}_T}(\epsilon) \right\}. \quad (10)$$

Note that according to the definition of g_{\max} , for every function $f \in \mathbf{G}(\ell, \epsilon)$ maps the input space into the interval $[0, 1]$ for all choices of ℓ and ϵ .

Next, we have to show that for sufficiently large n , the deviation between empirical values of $R_{\mathcal{D}}(\mathcal{S})$ and its expected value (statistical risk) is strictly bounded for all \mathcal{S} and with a high probability. An important thing to note is that the risk can be written as an empirical mean, and thus enjoys a number of useful concentration bounds as long as the hypothesis (function) set $\mathbf{G}(\ell, \epsilon)$ has certain desired properties. In this regard, a fundamental theorem from Vapnik-Chervonenkis (VC) theory of statistical learning gives us the following probability bound, for all $0 < \zeta \leq 1$ and $0 \leq \epsilon \leq 1$:

$$\mathbb{P} \left\{ \sup_{\mathcal{S} \in \mathcal{Q}_{\mathcal{S}_T}(\epsilon)} \left| \frac{R_{\mathcal{D}}(\mathcal{S}) - \mathbb{E}_{\mathcal{S}_T} \{R_{\mathcal{D}}(\mathcal{S})\}}{g_{\max}} \right| \leq 2\mathfrak{R}_n(\mathbf{G}(\ell, \epsilon)) + \sqrt{\frac{\log \frac{2}{\zeta}}{2n}} \right\} \geq 1 - \zeta, \quad (11)$$

where $\mathfrak{R}_n(\mathbf{G}(\ell, \epsilon))$ represents the *Rademacher complexity* of the function set $\mathbf{G}(\ell, \epsilon)$ for data set size n [22]. Rademacher complexity is a complexity measure showing how different the functions in a function set can behave comparing to each other.

Based on the definition of $\mathcal{Q}_{\mathcal{S}_T}(\epsilon)$ and considering the fact it intersects with \mathcal{S}_T in at least one point, it can be verified that

$$g_{\max} \leq \sqrt{n} \ell (\mathcal{L}_{\max}(\mathcal{S}_T)) \leq \sqrt{n} \ell \left(\underline{\theta} K V_T^{\frac{1}{K}} \right),$$

where $\mathcal{L}_{\max}(\mathcal{S}_T)$ represent the diameter of K -simplex \mathcal{S}_T . Dealing with the term $\mathfrak{R}_n(\mathbf{G}(\ell, \epsilon))$ requires more sophisticated mathematical tools and analyses. In the following lemma we obtain an upper bound on the Rademacher complexity of the function set $\mathbf{G}(\ell, \epsilon)$. This bound shows that both terms in the r.h.s. of the inequality in (11) decrease with the rate $n^{-1/2}$ (ignoring the term $\sqrt{\log n}$).

Lemma 2. Assume the function set $\mathbf{G}(\ell, \epsilon)$ for a strictly increasing function $\ell : \mathbb{R}^+ \rightarrow \mathbb{R}^+$ and $0 \leq \epsilon \leq 1$ as

$$\mathbf{G}(\ell, \epsilon) \triangleq \left\{ \forall \bar{g} : \mathcal{S}_T \times \mathcal{Q}_{\mathcal{S}_T}(\epsilon) \rightarrow [0, 1] \mid \bar{g}(\mathbf{y}, \mathcal{S}) \triangleq \frac{g(\mathbf{y}, \mathcal{S})}{g_{\max}} \right\},$$

where $g(\mathbf{y}, \mathcal{S}) \triangleq \sqrt{n} \ell(\min_{\mathbf{u} \in \mathcal{S}} \|\mathbf{y} - \mathbf{u}\|_2)$ and g_{\max} is defined as in (9). Then, the Rademacher complexity of $\mathbf{G}(\ell, \epsilon)$ can be bounded through the following inequality:

$$\mathfrak{R}_n(\mathbf{G}(\ell, \epsilon)) \leq \sqrt{\frac{2}{n} \left((K+1)^2 \log \frac{ne}{K+1} + \log(n+1) \right)}$$

Proof. See Appendix B for the proof. \square

Lemma 3. Consider a K -simplex $\mathcal{S}_T \in \mathbb{S}_K$ with $V_T \triangleq \text{Vol}_K(\mathcal{S}_T) > 0$, which is assumed to be $(\underline{\theta}, \bar{\theta})$ -isoperimetric for some $(\underline{\theta}, \bar{\theta}) \succ 0$. Assume $\mathbf{D} \triangleq \{\mathbf{y}_1, \dots, \mathbf{y}_n\}$ to be a set of n i.i.d. samples drawn uniformly from \mathcal{S}_T , and we have

$$n \geq \left(\frac{\gamma V_T}{\ell \left(\frac{\epsilon V_T^{1/K}}{(K+1)\bar{\theta}} \right)} \right)^2.$$

Then, the following inequality holds for all $0 \leq \epsilon \leq 1$:

$$\min_{\mathcal{S} \in \mathcal{Q}_{\mathcal{S}_T}(\epsilon)} \mathbb{E}_{\mathcal{S}_T} \{R_{\mathbf{D}}(\mathcal{S})\} \geq \left(\sqrt{n} L \left(\frac{\epsilon V_T^{1/K}}{(K+1)\bar{\theta}} \right) - \gamma V_T \right) \epsilon + R_{\mathbf{D}}(\mathcal{S}_T),$$

where $R_{\mathbf{D}}(\cdot)$ is defined as in (8).

Proof. See Appendix C for the proof. \square

Through simple substitutions and subsequent simplifications, it can be said that for all $\mathcal{S} \in \mathcal{Q}_{\mathcal{S}_T}(\epsilon)$ and $0 \leq \epsilon \leq 1$, the following lower-bound holds with probability at least $1 - \zeta$:

$$R_{\mathbf{D}}(\mathcal{S}) \geq \mathbb{E}_{\mathcal{S}_T} \{R_{\mathbf{D}}(\mathcal{S})\} - \ell \left(\frac{\theta K V_T^{\frac{1}{K}}}{\epsilon} \right) \left(4 \sqrt{K^2 \log \frac{ne}{K+1} + \log n} + \sqrt{\frac{1}{2} \log \frac{2}{\zeta}} \right).$$

The only remaining piece of the puzzle is to show that the expected risk, i.e. $\mathbb{E}_{\mathcal{S}_T} \{R_{\mathbf{D}}(\mathcal{S})\}$, increases with respect to n faster than $\sqrt{\log n}$, when $\mathcal{S} \in \mathcal{Q}_{\mathcal{S}_T}(\epsilon)$ and ϵ is strictly positive. The condition $\epsilon > 0$ implies that the relative differential volume between \mathcal{S}_T and any K -simplex in $\mathcal{Q}_{\mathcal{S}_T}(\epsilon)$ is strictly non-zero. Lemma 3 provides us with a very useful lower-bound on $\mathbb{E}_{\mathcal{S}_T} \{R_{\mathbf{D}}(\mathcal{S})\}$ which scales with \sqrt{n} , given n is sufficiently large. This gives us in return an appropriate lower-bound on n as a sufficient sample complexity for PAC-learnability.

Lemma 4. Let us denote by $\Pi_{\mathbb{S}_{K(\text{soft})}}(n)$, the growth function of the family $\mathbb{S}_{K(\text{soft})}$, i.e. the set of all soft K -simplices in \mathbb{R}^m . Then, the following upper-bound holds for all n and K :

$$\Pi_{\mathbb{S}_{K(\text{soft})}}(n) \leq (n+1) \left(\frac{ne}{K+1} \right)^{(K+1)^2}.$$

Proof. See Appendix D for the proof. \square

Substitution from Lemma 3 will result into the following inequality which holds with probability at least $1 - \zeta$ for all $\mathcal{S} \in \mathcal{Q}_{\mathcal{S}_T}(\epsilon)$:

$$R_D(\mathcal{S}) - R_D(\mathcal{S}_T) \geq \left(\sqrt{n}L \left(\frac{\epsilon V_T^{1/K}}{(K+1)\bar{\theta}} \right) - \gamma V_T \right) \epsilon - \ell \left(\theta K V_T^{\frac{1}{K}} \right) \left(4 \sqrt{K^2 \log \frac{ne}{K+1}} + \log n + \sqrt{\frac{1}{2} \log \frac{2}{\zeta}} \right), \quad (12)$$

given that n is larger than some constant mentioned in the Lemma 3.

Given the condition on n in the statement of theorem, the l.h.s. of (12) remains positive regardless of $\mathcal{S} \in \mathcal{Q}_{\mathcal{S}_T}(2\epsilon/3)$ with probability at least $1 - \zeta$. Thus, the solution to (7) cannot lie in $\mathcal{Q}_{\mathcal{S}_T}(2\epsilon/3)$. That is due to the fact that at least one solution, i.e. $\mathcal{S}_T \in \mathcal{Q}_{\mathcal{S}_T}(0)$, provides a smaller cost. On the other hand, it has already been shown in Lemma 1 that the solution(s) surely exists in $\mathcal{Q}_{\mathcal{S}_T}(0)$. Thus, it can simply deduced that

$$V^* \leq V_T \quad \text{and} \quad \text{Vol}_K(\mathcal{S}^* \cap \mathcal{S}_T) \geq V_T \left(1 - \frac{2\epsilon}{3} \right).$$

Noting the fact that $\mathcal{D}_{\text{TV}}(\mathbb{P}_{\mathcal{S}^*}, \mathbb{P}_{\mathcal{S}_T}) = \frac{1}{2} \int |\mathbb{P}_{\mathcal{S}^*} - \mathbb{P}_{\mathcal{S}_T}|$, it can be easily verified that given the above conditions we have

$$\mathcal{D}_{\text{TV}}(\mathbb{P}_{\mathcal{S}^*}, \mathbb{P}_{\mathcal{S}_T}) \leq \frac{\epsilon}{3} \left(\frac{3 - 2\epsilon/3}{1 - 2\epsilon/3} \right) \simeq \epsilon.$$

This completes the proof of the theorem. \square

B Proof of Corollary 1

Proof. According to Theorem 1, one just needs to set $\ell(\cdot)$ as follows

$$\ell(u) = \begin{cases} 1 & u > 0 \\ 0 & u = 0 \end{cases}$$

This way, the integral function $L(u)$ also becomes as above. Moreover, it should be noted that when $\gamma \rightarrow 0$, the proposed method in the paper becomes equivalent to ML estimation. Substitution into the results of Theorem 1 for sample complexity, and performing $\lim_{\gamma \rightarrow 0}$ simply gives the desired results and completes the proof. \square

A Proof of Lemma 1

This lemma basically states that K -simplices which do not intersect with \mathcal{S}_T , and/or have a larger volume than V_T would be naturally rejected during the minimization of R_D , and thus can be ignored from the hypothesis set.

As before, assume \mathcal{S}^* represents a minimizer of $R_D(\mathcal{S})$. First, we prove $V^* \triangleq \text{Vol}_K(\mathcal{S}^*) \leq V_T$ by contradiction. In this regard, assume for a solution \mathcal{S}^* we have $V^* > V_T$. Since $\min_{\mathbf{u} \in \mathcal{S}_T} \|\mathbf{y}_i - \mathbf{u}\|_2 = 0$ for $i = 1, \dots, n$, it can be readily seen that

$$R_D(\mathcal{S}^*) \geq \sqrt{n}\ell(0) + \gamma V^* \geq \sqrt{n}\ell(0) + \gamma V_T = R_D(\mathcal{S}_T),$$

which, due to assumptions $V^* > V_T$ and $\mathcal{S}^* \neq \mathcal{S}_T$, results in a contradiction. In other words, there exists at least one feasible solution, i.e. \mathcal{S}_T , which results in a smaller cost while \mathcal{S}^* has been assumed to be the minimizer of (7). Therefore, we always have $V^* \leq V_T$.

Next, it needs to be shown that having a non-empty intersection with \mathcal{S}_T is necessary for each \mathcal{S}^* to be a minimizer of R_D , regardless of the random sample set D . Again, let us proceed to the proof by contradiction. Assume \mathcal{S}^* and \mathcal{S}_T do not intersect with each other. Since both simplices are convex bodies in a Euclidean space, then there must exist a hyper-plane $\mathbf{w}^T \mathbf{x} + b$, $\mathbf{x} \in \mathbb{R}^K$ and $\|\mathbf{w}\|_2 = 1$ such that

$$\begin{aligned} \mathbf{w}^T \mathbf{x} + b &> 0, \quad \forall \mathbf{x} \in \mathcal{S}^* \\ \mathbf{w}^T \mathbf{x} + b &< 0, \quad \forall \mathbf{x} \in \mathcal{S}_T. \end{aligned}$$

The minimum distance between \mathcal{S}_T and \mathcal{S}^* with respect to the separating hyper-plane specified by (\mathbf{w}, b) can be defined as

$$a \triangleq \min_{\mathbf{x} \in \mathcal{S}^*, \mathbf{y} \in \mathcal{S}_T} \mathbf{w}^T (\mathbf{x} - \mathbf{y}),$$

where, according to the above assumptions we have $a > 0$. Now consider the new solution $\hat{\mathcal{S}}^* \triangleq \mathcal{S}^* - \frac{a}{2} \mathbf{w}$ (all points in \mathcal{S}^* are shifted with the vector $-\frac{a}{2} \mathbf{w}$, toward the hyper-plane). Obviously, we have $\hat{\mathcal{S}}^* \neq \mathcal{S}^*$, even though they have the same volume. Then, it can be easily shown that

$$R_D(\hat{\mathcal{S}}^*) < R_D(\mathcal{S}^*),$$

which will complete the proof, since \mathcal{S}^* was assumed to be a minimizer of R_D . In order to do that, first let us define the set of points $\{\mathbf{z}_1, \dots, \mathbf{z}_n\} \in \mathcal{S}^*$ such that

$$R_D(\mathcal{S}^*) = \frac{1}{\sqrt{n}} \sum_{i=1}^n \ell(\|\mathbf{y}_i - \mathbf{z}_i\|_2) + \gamma V^*.$$

Then, it can be easily verified that the following relations hold:

$$\begin{aligned} R_D(\mathcal{S}^*) - R_D(\hat{\mathcal{S}}^*) &= \frac{1}{\sqrt{n}} \sum_{i=1}^n \ell(\|\mathbf{y}_i - \mathbf{z}_i\|_2) - \frac{1}{\sqrt{n}} \sum_{i=1}^n \ell\left(\left\|\mathbf{y}_i - \mathbf{z}_i + \frac{a}{2} \mathbf{w}\right\|_2\right) \\ &= \frac{1}{\sqrt{n}} \sum_{i=1}^n \left[\ell \circ \sqrt{\cdot} \left(\|\mathbf{y}_i - \mathbf{z}_i\|_2^2 \right) - \ell \circ \sqrt{\cdot} \left(\left\|\mathbf{y}_i - \mathbf{z}_i + \frac{a}{2} \mathbf{w}\right\|_2^2 \right) \right], \end{aligned}$$

which by using Mean theorem in calculus [23], can be alternatively written as

$$\begin{aligned} &\frac{1}{\sqrt{n}} \sum_{i=1}^n \left[\|\mathbf{y}_i - \mathbf{z}_i\|_2^2 - \left\|\mathbf{y}_i - \mathbf{z}_i + \frac{a}{2} \mathbf{w}\right\|_2^2 \right] (\ell \circ \sqrt{\cdot})'(\rho_i) \\ &= \frac{1}{\sqrt{n}} \sum_{i=1}^n \left(a \mathbf{w}^T (\mathbf{z}_i - \mathbf{y}_i) - \frac{a^2}{4} \right) (\ell \circ \sqrt{\cdot})'(\rho_i) \\ &\geq \frac{1}{\sqrt{n}} \sum_{i=1}^n \left(a^2 - \frac{a^2}{4} \right) (\ell \circ \sqrt{\cdot})'(\rho_i) > 0, \end{aligned}$$

where f' denotes the derivative of the function $f : \mathbb{R} \rightarrow \mathbb{R}$ and ρ_i is a real positive value between $\|\mathbf{y}_i - \mathbf{z}_i\|_2^2$ and $\left\|\mathbf{y}_i - \mathbf{z}_i + \frac{a}{2} \mathbf{w}\right\|_2^2$. Note that since both $\ell(\cdot)$ and $\sqrt{\cdot}$ are strictly increasing functions, then $(\ell \circ \sqrt{\cdot})'(\rho_i)$ is always positive.

B Proof of Lemma 2

Rademacher complexity of $\mathbf{G}(\ell, \epsilon)$ measures (in some sense) how well the hypothesis set can assign randomly chosen binary labels to a set of n generally positioned points in space. Mathematically speaking, it has the following definition:

$$\mathfrak{R}_n(\mathbf{G}(\ell, \epsilon)) \triangleq \mathbb{E}_{\mathbf{y}_{1:n} \stackrel{i.i.d.}{\sim} \mathbb{P}_{\text{unif}}(\mathbf{y}|\mathcal{S}_T)} \left\{ \mathbb{E}_{\boldsymbol{\sigma}} \left(\sup_{\mathcal{S} \in \mathcal{Q}_{\mathcal{S}_T}(\epsilon)} \frac{1}{n} \sum_{i=1}^n \sigma_i \bar{g}(\mathbf{y}_i, \mathcal{S}) \right) \right\},$$

where $\boldsymbol{\sigma} \in \{-1, +1\}^n$ are *i.i.d.* Rademacher random variables, and $\bar{g}(\cdot, \cdot)$ has already been defined in the lemma. Without loss of generality, representation of the points are considered in the K -dimensional linear subspace spanned by vertices of simplices in $\mathcal{Q}_{\mathcal{S}_T}(\epsilon)$. We approach the proof by first showing that

$$\mathfrak{R}_n(\mathbf{G}(\ell, \epsilon)) \leq \mathfrak{R}_n(f \circ \mathbf{G}(\ell, \epsilon)), \quad (13)$$

where function $f: \mathbb{R} \rightarrow \{-1, +1\}$ is defined as below:

$$f(x) \triangleq \begin{cases} +1 & x > 0 \\ 0 & x \leq 0 \end{cases}.$$

It should be noted that mathematical properties of the r.h.s. of (13) are easier to handle.

Before proving (13), we need to make a number of definitions. A *soft* version of the K -simplex $\mathcal{S} \in \mathbb{S}_K$ with margin $\varepsilon \geq 0$, denoted by $\mathcal{S}_{\varepsilon(\text{soft})}$, is defined as

$$\mathcal{S}_{\varepsilon(\text{soft})} \triangleq \left\{ \forall \mathbf{x} \in \mathbb{R}^K \left| \min_{\mathbf{u} \in \mathcal{S}} \|\mathbf{x} - \mathbf{u}\|_2 \leq \varepsilon \right. \right\}.$$

In fact, $\mathcal{S}_{\varepsilon(\text{soft})}$ represents the union of points inside the simplex with all the outside ones which has a Euclidean distance from \mathcal{S} less than or equal to ε . In this regard, let $\mathbb{S}_{K(\text{soft})}$ and $\mathcal{Q}_{\mathcal{S}_T(\text{soft})}(\epsilon)$ represent the set of all simplices as well as all their softened versions in \mathbb{S}_K and $\mathcal{Q}_{\mathcal{S}_T}(\epsilon)$, respectively.

Now we can proceed to the proof. One can claim that for each $\boldsymbol{\sigma} \in \{-1, +1\}^n$, the following inequality is true:

$$g^* = \sup_{\mathcal{S} \in \mathcal{Q}_{\mathcal{S}_T}(\epsilon)} \frac{1}{n} \sum_{i=1}^n \sigma_i \bar{g}(\mathbf{y}_i, \mathcal{S}) \leq \sup_{\mathcal{S} \in \mathcal{Q}_{\mathcal{S}_T(\text{soft})}(\epsilon)} \frac{1}{n} \sum_{i=1}^n \sigma_i f(\bar{g}(\mathbf{y}_i, \mathcal{S})). \quad (14)$$

Since $\mathcal{Q}_{\mathcal{S}_T}(\epsilon)$ is closed and \bar{g} is continuous, there exists \mathcal{S}^{g^*} that minimizes the l.h.s. of (14). Without loss of generality, assume that:

$$0 = \bar{g}(\mathbf{y}_1, \mathcal{S}^{g^*}) = \dots = \bar{g}(\mathbf{y}_{n_0}, \mathcal{S}^{g^*}) < \bar{g}(\mathbf{y}_{n_0+1}, \mathcal{S}^{g^*}) \leq \dots \leq \bar{g}(\mathbf{y}_n, \mathcal{S}^{g^*}) \quad (15)$$

Also, in order to simplify the analysis in the above ordering, assume that for every $i < j$, if $\bar{g}(\mathbf{y}_i, \mathcal{S}) = \bar{g}(\mathbf{y}_j, \mathcal{S})$, then $\sigma_i \geq \sigma_j$. In this regard, to prove (14) one only needs to run the following algorithm:

Assume all numbers $n_0 \leq i \leq n$ are unmarked. Run i from n_0 to n , and on each step, if σ_i is equal to $+1$, just pass. If σ_i is equal to -1 , define j as the largest unmarked index such that $n_0 \leq j < i$, and $\sigma_j = +1$. If there is no j satisfying this conditions, leave it unmatched. In any other case, match σ_i with σ_j and set i and j as marked.

Note that according to the above algorithm, each matched pair contribute a negative value to g^* . Let n^* be the largest index satisfying the conditions $\sigma_{n^*} = -1$, and $n^* > n_0$. If there is no index with this conditions, set $n^* = n_0 - 1$. Then, the following facts hold for n^* :

- For all matched pairs (σ_i, σ_j) , either $\min(i, j) < n^*$, or $\max(i, j) > n^*$.
- For all unmarked $j \leq n^*$, we have $\sigma_j = -1$.
- For all unmarked $j > n^*$, we have $\sigma_j = +1$.

Define $\mathcal{S}_{\text{soft}}^{g^*}$ as

$$\mathcal{S}_{\text{soft}}^{g^*} \triangleq \left\{ \forall \mathbf{x} \in \mathbb{R}^K \left| \min_{\mathbf{u} \in \mathcal{S}^{g^*}} \|\mathbf{x} - \mathbf{u}\|_2 \leq \min_{\mathbf{u} \in \mathcal{S}^{g^*}} \|\mathbf{y}_{n^*} - \mathbf{u}\|_2 \right. \right\}.$$

We investigate the contribution of each sample data on both of \mathcal{S}^{g^*} and $\mathcal{S}_{\text{soft}}^{g^*}$, according to the following cases:

- For all unmatched $n_0 \leq j \leq n^*$, contribution to \mathcal{S}^{g^*} is negative and contribution to $\mathcal{S}_{\text{soft}}^{g^*}$ is zero.
- For each matched pair, contribution to \mathcal{S}^{g^*} is non-positive and contribution to $\mathcal{S}_{\text{soft}}^{g^*}$ is zero.
- For all unmatched $j > n^*$, contribution to \mathcal{S}^{g^*} is at most one, and contribution to $\mathcal{S}_{\text{soft}}^{g^*}$ is one.

So in all the cases, contribution of each \mathbf{y}_i to \mathcal{S}^{g^*} is less than or equal of its contribution to $\mathcal{S}_{\text{soft}}^{g^*}$ which proves (14). A direct consequence of this, is the following:

$$\mathfrak{R}_n(\mathbf{G}(\ell, \epsilon)) \leq \mathfrak{R}_n(f \circ \mathbf{G}_{(\text{soft})}(\ell, \epsilon))$$

We define $f \circ \mathbf{G}_{(\text{soft})}(\ell, \epsilon)$ as a class of hypothesis for classification problem, where each data point inside the soft simplex labeled as zero, and each data point outside it labeled as one. For this class of functions, we can bound the Rademacher complexity by incorporating the notions from *growth functions*. In other words, we need to bound the VC-dimension of $f \circ \mathbf{G}_{(\text{soft})}(\ell, \epsilon)$, which is attained in Lemma 4. In this regard, according to Massart's lemma and with respect to relation in (14), we have

$$\mathfrak{R}_n(\mathbf{G}(\ell, \epsilon)) \leq \sqrt{\frac{2 \log \Pi_{\mathbb{S}_{K(\text{soft})}}(n)}{n}},$$

where Π represents the growth function, and $\mathbb{S}_{K(\text{soft})}$ denotes the set all binary classifiers using soft simplices. Substitution from Lemma 4 completes the proof.

C Proof of Lemma 3

This lemma roughly states that when the overlaps between a class of K -simplices and \mathcal{S}_T are strictly smaller than $1 - \epsilon$, regardless of how to choose any particular K -simplex in this class, it cannot cover all data points when n becomes sufficiently large. Thus, the expected value of cost function will increase accordingly.

First let us take a closer look at $\mathbb{E}_{\mathcal{S}_T} \{R_{\mathcal{D}}\}$ in order to analyze its minimal value among all $\mathcal{S} \in \mathcal{Q}_{\mathcal{S}_T}(\epsilon)$:

$$\min_{\mathcal{S} \in \mathcal{Q}_{\mathcal{S}_T}(\epsilon)} \mathbb{E}_{\mathcal{S}_T} \{R_{\mathcal{D}}(\mathcal{S})\} = \sqrt{n} \min_{\mathcal{S} \in \mathcal{Q}_{\mathcal{S}_T}(\epsilon)} \mathbb{E}_{\mathcal{S}_T} \left\{ \ell \left(\min_{\mathbf{u} \in \mathcal{S}} \|\mathbf{y} - \mathbf{u}\|_2 \right) \right\} + \gamma V,$$

where throughout the proof we refer to $\text{Vol}_K(\mathcal{S})$ simply as V for the ease of notations.

The term $\min_{\mathbf{u} \in \mathcal{S}} \|\mathbf{y} - \mathbf{u}\|_2$ within the expectation becomes zero for all $\mathbf{y} \in \mathcal{S} \cap \mathcal{S}_T$. Thus all its nonzero terms would correspond to the points in the differential set $\mathcal{S}_T - \mathcal{S}$, which due to the minimization over $\mathcal{S} \in \mathcal{Q}_{\mathcal{S}_T}(\epsilon)$, has a Lebesgue measure of at least ϵV_T . With respect to previous discussions, let us define the following sets:

$$\mathcal{A}_k = \mathcal{A}_k(\mathcal{S}, \mathcal{S}_T) \triangleq \left\{ \mathbf{y} \in \mathcal{S}_T - \mathcal{S} \mid \min_{\mathbf{u} \in \mathcal{S}} \|\mathbf{y} - \mathbf{u}\|_2 = \min_{\mathbf{u} \in \mathcal{S}_{-k}} \|\mathbf{y} - \mathbf{u}\|_2 \right\}, \quad \forall k = 1, 2, \dots, K+1,$$

where \mathcal{S}_{-k} represents the k th polygonal facet of K -simplex \mathcal{S} . In other words, \mathcal{A}_k shows the set of points inside \mathcal{S}_T and outside of \mathcal{S} , which are closest to the k th polygonal facet of \mathcal{S} . For each point that has an equal Euclidean distance from more than one facet, k can be chosen as any of those facets arbitrarily. In this regard, it is easy to see that

$$\mathcal{A}_k \cap \mathcal{A}_l = \emptyset \Leftrightarrow k \neq l, \quad \bigcup_{k=1}^{K+1} \mathcal{A}_k = \mathcal{S}_T - \mathcal{S}.$$

Also, let

$$\alpha_k \triangleq \frac{\text{Vol}_K(\mathcal{A}_k)}{\sum_{l=1}^{K+1} \text{Vol}_K(\mathcal{A}_l)}, \quad k = 1, \dots, K+1,$$

with $\sum_k \alpha_k = 1$. Consider the parameterized sets $\mathcal{B}_{\hat{\epsilon}}$, $\epsilon \leq \hat{\epsilon} \leq 1$, defined as

$$\mathcal{B}_{\hat{\epsilon}} \triangleq \left\{ \mathcal{S} \in \mathcal{Q}_{\mathcal{S}_T}(\epsilon) \mid \text{Vol}(\mathcal{S} \cap \mathcal{S}_T) / V_T = 1 - \hat{\epsilon} \right\}.$$

Obviously, we have $\bigcup_{\epsilon \leq \hat{\epsilon} \leq 1} \mathcal{B}_{\hat{\epsilon}} = \mathcal{Q}_{\mathcal{S}_T}(\epsilon)$. Now we are ready to propose the following useful inequality for all $\epsilon \leq \hat{\epsilon} \leq 1$:

$$\begin{aligned} \min_{\mathcal{S} \in \mathcal{B}_{\hat{\epsilon}}} (\mathbb{E}_{\mathcal{S}_T} \{R_D(\mathcal{S})\} - \gamma V) &= \sqrt{n} \min_{\mathcal{S} \in \mathcal{B}_{\hat{\epsilon}}} \mathbb{E}_{\mathcal{S}_T} \left\{ \ell \left(\min_{\mathbf{u} \in \mathcal{S}} \|\mathbf{y} - \mathbf{u}\|_2 \right) \right\} \\ &\geq \hat{\epsilon} \sqrt{n} \min_{\mathcal{S} \in \mathcal{B}_{\hat{\epsilon}}} \sum_{k=1}^{K+1} \alpha_k \mathbb{E}_{\mathcal{A}_k} \left\{ \ell \left(\min_{\mathbf{u} \in \mathcal{A}_k} \|\mathbf{y} - \mathbf{u}\|_2 \right) \right\} + (1 - \hat{\epsilon}) \sqrt{n} \ell(0) \\ &\geq \hat{\epsilon} \sqrt{n} \min_{\boldsymbol{\alpha} \in \boldsymbol{\Psi}_{K+1}} \sum_{k=1}^{K+1} \left(\frac{\alpha_k}{\Delta_k} \int_0^{\Delta_k} \ell(u) du \right) + (1 - \hat{\epsilon}) \sqrt{n} \ell(0) \\ &= \hat{\epsilon} \sqrt{n} \min_{\boldsymbol{\alpha} \in \boldsymbol{\Psi}_{K+1}} \sum_{k=1}^{K+1} \alpha_k L(\Delta_k) + \sqrt{n} \ell(0), \end{aligned} \tag{16}$$

where $L(x) \triangleq \frac{1}{x} \int_0^x (\ell(u) - \ell(0)) du$ for $x \geq 0$, $\Delta_k \triangleq \text{Vol}_K(\mathcal{A}_k) / \mathcal{P}_{\max}(\mathcal{S})$, and $\mathcal{P}_{\max}(\mathcal{S})$ shows the maximal facet of \mathcal{S}_T (according to Lebesgue measure). Due to the assumption of $(\underline{\theta}, \bar{\theta})$ -isoperimetricity for \mathcal{S}_T , we have $\mathcal{P}_{\max}(\mathcal{S}_T) \leq \bar{\theta} V_T^{\frac{K-1}{K}}$. Moreover, due to the above definitions we have $\text{Vol}(\mathcal{A}_k) = \hat{\epsilon} V_T \alpha_k$, which gives the following inequality:

$$\Delta_k \geq \frac{\hat{\epsilon} \alpha_k}{\bar{\theta}} V_T^{1/K}.$$

Also, note that since $\ell(\cdot)$ is assumed to be a monotonically increasing function, $L(\cdot)$ is also an increasing convex function. Therefore, the minimization over $\boldsymbol{\alpha} \in \boldsymbol{\Psi}_{K+1}$ in (16) results in $\boldsymbol{\alpha}^* =$

$\left(\frac{1}{K+1}, \dots, \frac{1}{K+1}\right)$. Substitution into (16) yields the following lower-bound for the expected risk minimized over $\mathcal{B}_{\hat{\epsilon}}$:

$$\begin{aligned} \min_{\mathcal{S} \in \mathcal{B}_{\hat{\epsilon}}} \mathbb{E}_{\mathcal{S}_T} \{R_{\mathcal{D}}(\mathcal{S})\} &\geq \hat{\epsilon} \sqrt{n} L \left(\frac{\hat{\epsilon} V_T^{1/K}}{(K+1)\bar{\theta}} \right) + \gamma \min_{\mathcal{S} \in \mathcal{B}_{\hat{\epsilon}}} V + \sqrt{n} \ell(0) \\ &\geq \hat{\epsilon} \sqrt{n} L \left(\frac{\hat{\epsilon} V_T^{1/K}}{(K+1)\bar{\theta}} \right) - \gamma V_T \hat{\epsilon} + R_{\mathcal{D}}(\mathcal{S}_T), \end{aligned} \quad (17)$$

where we have used the facts that $V_T(1 - \hat{\epsilon}) = \min_{\mathcal{S} \in \mathcal{B}_{\hat{\epsilon}}} V$ and $R_{\mathcal{D}}(\mathcal{S}_T) = \sqrt{n} \ell(0) + \gamma V_T$.

The rest of the proof is straightforward. Finding a lower-bound for when $\mathcal{S} \in \mathcal{Q}_{\mathcal{S}_T}(\epsilon)$ can be accomplished through the following set of relations and inequalities:

$$\begin{aligned} \min_{\mathcal{S} \in \mathcal{Q}_{\mathcal{S}_T}(\epsilon)} \mathbb{E} \{R_{\mathcal{D}}(\mathcal{S})\} &= \min_{\epsilon \leq \hat{\epsilon} \leq 1} \min_{\mathcal{S} \in \mathcal{B}_{\hat{\epsilon}}} \mathbb{E} \{R_{\mathcal{D}}(\mathcal{S})\} \\ &\geq \min_{\epsilon \leq \hat{\epsilon} \leq 1} \left(\hat{\epsilon} \sqrt{n} L \left(\frac{\hat{\epsilon} V_T^{1/K}}{(K+1)\bar{\theta}} \right) - \gamma V_T \hat{\epsilon} \right) + R_{\mathcal{D}}(\mathcal{S}_T). \end{aligned}$$

Again, remember that $L(\cdot)$ is an increasing function. Therefore, given that the derivative of the r.h.s. of the above inequality remains positive for all $\epsilon \leq \hat{\epsilon} \leq 1$, then the minimum occurs at $\hat{\epsilon}^* = \epsilon$. It can easily be verified that given the condition on n in the statement of lemma the derivative remains positive and thus the proof is complete.

D Proof of Lemma 4

The proof is motivated by the fact that every K -simplex $\mathcal{S} \in \mathbb{S}_K$ can be viewed as a set of points in \mathbb{R}^K , where each point satisfies the following set of constraints:

$$\forall \mathcal{S} \in \mathbb{S}_K \Rightarrow \mathcal{S} = \{\mathbf{u} \in \mathbb{R}^K \mid \mathbf{w}_k^T \mathbf{u} + b_k \geq 0, \forall k = 1, \dots, K+1\},$$

where for each k , the set of parameters $H_k \triangleq (\mathbf{w}_k \in \mathbb{R}^K, b_k \in \mathbb{R})$ represent the $(K-1)$ -dimensional linear subspace (hyper-plane) in \mathbb{R}^K that represents the k th polygonal facet of \mathcal{S} . Obviously, the vectors \mathbf{w}_k are assumed to be inwards in accordance to \mathcal{S} . Accordingly, every soft K -simplex can then be defined as³

$$\mathcal{S}_{\varepsilon(\text{soft})}(H_1, \dots, H_{K+1}) = \left\{ \forall \mathbf{x} \in \mathbb{R}^K \mid \min_{\mathbf{u} \in \mathcal{S}(H_1, \dots, H_{K+1})} \|\mathbf{x} - \mathbf{u}\|_2 \leq \varepsilon \right\}.$$

In this regard, the maximum number of ways a set of n points in \mathbb{R}^K can be labeled by binary numbers through the simplices in \mathbb{S}_K can be bounded through careful use of the growth function of hyper-planes, which are considered a common-knowledge in machine learning community.

Let us define $\mathbf{L}_{K+1} \triangleq \{-1, +1\}^{K+1}$ as the set of all possible binary *super labels* of size $K+1$, and the family of functions \mathcal{H} such that $h = h(\mathbf{w}_1, \dots, \mathbf{w}_{K+1}, b_1, \dots, b_{K+1}) \in \mathcal{H} : \mathbb{R}^K \rightarrow \mathbf{L}_{K+1}$ is defined as:

$$\forall \mathbf{x} \in \mathbb{R}^K, h(\mathbf{x}) \triangleq [\text{sign}(\mathbf{w}_1^T \mathbf{x} + b_1), \dots, \text{sign}(\mathbf{w}_{K+1}^T \mathbf{x} + b_{K+1})]^T.$$

³This is an alternative definition of the simplex which obviously conflicts with the previous notations introduced in the main paper. However, this form of defining a K -simplex has only been used in this lemma, and for the sake of simplicity, we avoid introducing new notations for it.

If we denote by \mathcal{I}_K , the set of all separating hyper-planes in \mathbb{R}^K , then according to the *rule of product* the growth function of \mathcal{H} can be obtained as

$$\Pi_{\mathcal{H}}(n) = \underbrace{\Pi_{\mathcal{I}_K}(n) \times \cdots \times \Pi_{\mathcal{I}_K}(n)}_{K+1 \text{ replications}}.$$

Also, it can clearly be seen that $\Pi_{\mathbb{S}_K}(n) \leq \Pi_{\mathcal{H}}(n)$, since each distinct labeling of data points by any member of \mathbb{S}_K corresponds to at least one distinct super label in \mathbf{L}_K and a corresponding function in \mathcal{H} . On the other hand, considering the fact that VC dimension of hyper-planes in \mathbb{R}^K is exactly $K + 1$, by using Sauer-Shelah lemma we have the following inequality for $\Pi_{\mathcal{I}_K}(n)$ [22]:

$$\Pi_{\mathcal{I}_K}(n) \leq \sum_{i=0}^{K+1} \binom{n}{i} \leq \left(\frac{ne}{K+1} \right)^{K+1}.$$

Through respective substitutions one can simply attain $\Pi_{\mathbb{S}_K}(n) \leq \left(\frac{ne}{K+1} \right)^{(K+1)^2}$.

The set of hypotheses in $\mathbb{S}_{K(\text{soft})}$ has one more degree of freedom comparing to those in \mathbb{S}_K , which is the choice of ε or maximum Euclidean distance from the boundary of the K -simplex. Intuitively, this degree of freedom can increase the growth function only through a factor of maximum $n + 1$ due to the following arguments: Assume the subset of n points which happen to fall outside of $\mathcal{S}(H_1, \dots, H_{K+1})$, to be sorted in an increasing order according to their Euclidean distance from the simplex. Then, by increasing ε (starting from 0), only $n + 1$ different labelings can occur. This will complete the proof.