

Spherical Triangle Algorithm: A Fast Oracle for Convex Hull Membership Queries

Bahman Kalantari and Yikai Zhang

Department of Computer Science, Rutgers University, NJ

{kalantari,yz422}@cs.rutgers.edu

Abstract

The *Convex Hull Membership* (CHM) problem [12] is: Given a point p and a subset S of n points in \mathbb{R}^m , is $p \in \text{conv}(S)$? CHM is not only a fundamental problem in Linear Programming, Computational Geometry, Machine Learning and Statistics, it also serves as a query problem in many applications e.g. Topic Modeling, LP Feasibility, Data Reduction. The *Triangle Algorithm* (TA) [12] computes $p' \in \text{conv}(S)$ so that, either $\|p' - p\| \leq \varepsilon R$, $R = \max\{\|p - v\| : v \in S\}$; or p' is a *witness*, i.e. the orthogonal bisector of pp' separates p from $\text{conv}(S)$. By the *Spherical-CHM* we mean a CHM, where $p = 0$, $\|v\| = 1$, $\forall v \in S$. First, we prove the equivalence of exact and approximate versions of CHM and Spherical-CHM. On the one hand, this makes it possible to state a simple $O(1/\varepsilon^2)$ iteration TA, each taking $O(n + m)$ time. On the other hand, we prove if for each $p' \in \text{conv}(S)$ with $\|p'\| > \varepsilon$ that is not a witness there exists $v \in S$ with $\|p' - v\| \geq \sqrt{1 + \varepsilon}$, the iteration complexity reduces to $O(1/\varepsilon)$. The analysis also suggests a strategy for when the property does not hold at an iterate. We refer to the version of TA that converts a given CHM into a Spherical CHM before applying the algorithm as *Spherical-TA*. Next we introduce a series of applications of Spherical-TA. In particular, Spherical-TA serves as a fast version of vanilla TA to boost its efficiency. As an example, this results in a fast version of AVTA [2] called AVTA⁺ in solving exact or approximate irredundancy problem, i.e. computing all or a good subset of vertices of convex hull of a finite point set. Computationally, we have considered two classes of applications: 1) CHM, LP Feasibility and Strict LP Feasibility; 2) Irredundancy problem for data reduction. Based on substantial amount of computing, we have convincing evidence that Spherical-TA achieves better efficiency than state of the art algorithms. Leveraging on the efficiency of Spherical-TA, we propose AVTA⁺ as pre-processing step for data reduction. As an example, we show that in solving Minimum Volume Enclosing Ellipsoid [17], this approach results in faster running time.

1 Introduction

Given a set $S = \{v_1, \dots, v_n\} \subset \mathbb{R}^m$ and a distinguished point $p \in \mathbb{R}^m$, the *Convex Hull Membership* problem (CHM) is to test if p lies in $\text{conv}(S)$, the convex hull of S . CHM is a basic and fundamental problem in linear programming, computational geometry, machine learning, statistics and more. The homogeneous case of CHM, when $p = 0$ arises in some fundamental polynomial time algorithms for linear programming. For instance, Karmarkar's algorithm [14] deals with a homogeneous CHM. On the other hand, Khachiyan's ellipsoid algorithm [16] is actually designed to test the feasibility of a strict system of $n \times m$ inequalities, $Ax < b$. Using classical LP dualities, it is easy to show the dual to the strict LP feasibility is the homogeneous CHM corresponding to the equations $A^T y = 0$, $b^T y + s = 0$. This implies homogeneous CHM is an inherent dual to strict LP feasibility. In fact homogeneous CHM admits a *matrix scaling* duality that leads to a simple polynomial time interior method, see [15]. An important application of CHM in computational geometry and in machine learning is the *irredundancy problem*, the problem of computing all the vertices of $\text{conv}(S)$, see e.g. [20].

When the number of points, n , and dimension, m , are large, polynomial time algorithms for CHM are prohibitive. For this reason *fully polynomial time approximation schemes* for CHM have been studied. These algorithms produce ε -approximate solutions in time complexity polynomial in m, n and $1/\varepsilon$. There are other criteria in the use of iterative algorithms for large-scale problems, e.g. representation of an approximate solution and the sparsity of this representation. In CHM one prefers an approximate solution to be represented in terms of a small number of points in S . One of the well known algorithms for computing the distance from p to $\text{conv}(S)$, sometimes known as *polytope distance* problem, is the Frank-Wolfe method [9] and its variations. Letting A denote the matrix $[v_1, \dots, v_n]$ of points in S , $e \in \mathbb{R}^n$ the vector of ones, Frank-Wolfe method considers the convex minimization problem: $\min\{f(x) = \|Ax - p\|^2 : x \in \Sigma_n\}$, where $\Sigma_n = \{x \in \mathbb{R}^n : e^T x = 1, x \geq\}$, the unit simplex. Given $x' \in \Sigma_n$, Frank-Wolfe algorithm computes an index j for which the partial derivative $\partial f(x')/\partial x_j$ is minimized. It then computes the minimizer x'' of $f(x)$ along the line segment connecting x' and e_j , the j -th standard basis. It replaces x' with x'' and repeats. If $x_* \in \Sigma_n$ is the optimal solution of the convex minimization, an ε -approximate solutions is an $x \in \Sigma_n$ such that $f(x) - f(x_*) = O(\varepsilon)$. The notion of *coreset* is related both to representation of the approximate solutions, as well as the iteration complexity of an algorithm. The Frank-Wolfe algorithm gives an ε -approximate solution with ε -coreset of size $O(1/\varepsilon^2)$. Clarkson [7] argues that with a more sophisticated version of the algorithm that uses the *Wolfe dual*, together with more computation, a coreset of size $1/\varepsilon$ can be shown. Additionally, a popular class of algorithms that are of $O(1/\varepsilon)$ iteration complexity are the so-called *first-order* methods, see *fast-gradient* method of Nesterov [18]. In more generality, in the polytope distance problem, one is interested in computing the distance between two convex hulls. Gilbert's algorithm [11] for the polytope distance problem coincides with Frank-Wolfe algorithm, see Gärtner and Jaggi [10]. A related problem is the *hard margin* support vector machines (SVM): testing if the convex hull of two finite sets of points intersect and if not computing the optimal pair of supporting hyperplanes separating the convex hulls, see [5].

The *Triangle Algorithm* (TA), introduced in [12], is a geometrically inspired algorithm designed to solve CHM. When $p \in \text{conv}(S)$ it works analogously to Frank Wolfe algorithm, however the iterates are not necessarily the same and it offers more flexibility and geometric intuition. When p is not in $\text{conv}(S)$, TA computes a *witness*, a point p' in $\text{conv}(S)$, where the orthogonal bisector hyperplane to the line segment pp' separates p and $\text{conv}(S)$. This is an important feature of TA and has proved to be very useful in several applications. As an example in [2], TA is used efficiently in AVTA in order to compute the set of all vertices of $\text{conv}(S)$, or an approximate subset of vertices whose convex hull approximates $\text{conv}(S)$. The practicality and advantages of TA over Frank-Wolfe are supported by large-scale computations in realistic applications. To test if $p \notin \text{conv}(S)$, there is no need to compute the minimum of $f(x)$ over Σ_n . In fact a witness p' gives an estimate of the distance from p to $\text{conv}(S)$ to within a factor of two. The crude complexity of TA gives an $O(1/\varepsilon^2)$ iteration algorithm for computing a point $p_\varepsilon \in \text{conv}(S)$ so that either $\|p - p_\varepsilon\| \leq \varepsilon R$, where $R = \max\{\|p - v_i\| : v_i \in S\}$, or p_ε is a witness. In each iteration the algorithm uses at most one more of the v_i 's to represent the current approximation p' . It can thus be seen that when $p \in \text{conv}(S)$, the algorithm produces an ε -coreset of size $O(1/\varepsilon^2)$. The complexity of TA improves if p is contained in a ball of radius ρ , contained in the relative interior of $\text{conv}(S)$. Specifically, the number of iterations to compute an ε -approximate solution p_ε is $O((R^2/\rho^2) \log(1/\varepsilon))$. Generalization of Triangle Algorithm for computing the distance between two arbitrary compact convex sets is developed in [13]. It either computes an approximate point of intersection, or a separating hyperplane, or an optimal supporting pair of hyperplane, or the distance between the sets, whichever is preferred. The complexity of each iteration is dependent on the nature and description of the underlying sets but is in the worst-case solving an LP over one or the other convex set.

The contributions of this article are three folds. First, we propose a novel algorithm called *Spherical Triangle Algorithm* (Spherical-TA) which is faster than vanilla Triangle Algorithm, both provably and empirically. Second, we list applications of Spherical-TA. In particular, we introduce two classes of problems: the feasibility problems and the irredundancy problem. Third, we provide solid computational results to verify the efficiency of Spherical-TA in both feasibility and irredundancy problems. We also show that, as an efficient oracle, Spherical-TA could bring significant impact on various domains.

The article is organized as follows: we first review the Triangle Algorithm in Section 2. In Section 3, we

prove the equivalence of exact and approximate CHM and Spherical-CHM. In Section 4, we give an $O(1/\varepsilon^2)$ iteration Triangle Algorithm for Spherical-CHM. In Section 5, we prove that if in Spherical-CHM for each $p' \in \text{conv}(S)$ with $\|p'\| > \varepsilon$ that is not a witness, there exists $v \in S$ satisfying $\|p' - v\| \geq \sqrt{1 + \varepsilon}$, then TA iteration complexity reduces to $O(1/\varepsilon)$, matching Nesterov's fast-gradient algorithm. This geometric assumption is not unreasonable and also suggests offering a strategy for when this property is not satisfied at an iterate. In Section 6 and 7, as an application of TA, we solve feasibility problem, i.e. strict LP feasibility and LP feasibility. In Section 8, we introduce the irredundancy problem. In Section 9, we demonstrate our empirical results. Lastly, we conclude with remarks and future work.

2 A Summary of Triangle Algorithm, Dualities and Complexity

The *Triangle Algorithm* (TA) described in [12] is an iterative algorithm for solving the *Convex Hull Membership* problem (CHM). Formally, given a set $S = \{v_1, \dots, v_n\} \subset \mathbb{R}^m$, a distinguished point $p \in \mathbb{R}^m$, and $\varepsilon \in (0, 1)$, solving CHM means either computing an ε -approximate solution, i.e. $p_\varepsilon \in \text{conv}(S)$ so that

$$\|p - p_\varepsilon\| \leq \varepsilon R, \quad R = \max\{\|v_i - p\| : v_i \in S\}, \quad (1)$$

or a hyperplane that separates p from $\text{conv}(S)$. Given an *iterate* $p' \in \text{conv}(S)$, TA searches for a *pivot* to get closer to p : $v \in S$ is a p -pivot (or simply *pivot*) if $\|p' - v\| \geq \|p - v\|$. Equivalently,

$$(p - p')^T v \geq \frac{1}{2}(\|p\|^2 - \|p'\|^2). \quad (2)$$

A p -witness (or simply *witness*) is a point $p' \in \text{conv}(S)$, where the orthogonal bisecting hyperplane to pp' separates p from $\text{conv}(S)$. Equivalently,

$$\|p' - v_i\| < \|p - v_i\|, \quad \forall i = 1, \dots, n. \quad (3)$$

The separating hyperplane H is given as

$$H = \{x : (p - p')^T x = \frac{1}{2}(\|p\|^2 - \|p'\|^2)\}. \quad (4)$$

Given an iterate $p' \in \text{conv}(S)$ that is neither an ε -approximate solution nor a witness, TA finds a p -pivot $v \in S$. Then on the line segment $p'v$ it compute the closest point to p , denoted by $\text{Nearest}(p; p'v)$. It then replaces p' with $\text{Nearest}(p; p'v)$ and repeats. It is easy to show,

Proposition 1. *Suppose $p' \in \text{conv}(S)$ satisfies $\|p' - p\| \leq \min\{\|p - v_i\| : i = 1, \dots, n\}$, and v_j is a p -pivot, then the new iterate is*

$$p'' = \text{Nearest}(p; p'v_j) = (1 - \alpha)p' + \alpha v_j, \quad \alpha = (p - p')^T (v_j - p') / \|v_j - p'\|^2. \quad (5)$$

If $p' = \sum_{i=1}^n \alpha_i v_i$, a convex combination, $p'' = \sum_{i=1}^n \alpha'_i v_i$, $\alpha'_j = (1 - \alpha)\alpha_j + \alpha$, $\alpha'_i = (1 - \alpha)\alpha_i$, $\forall i \neq j$. \square

The correctness and complexity of TA are stated in the following:

Theorem 1. (Distance Duality) $p \in \text{conv}(S)$ if and only if for each $p' \in \text{conv}(S)$ there exists a pivot $v_j \in S$. Equivalently, $p \notin \text{conv}(S)$ if and only if there exists a witness $p' \in \text{conv}(S)$. \square

Theorem 2. (Complexity Bounds) Given $\varepsilon \in (0, 1)$, if TA starts with p_0 , the v_i closest to p , in $O(1/\varepsilon^2)$ iterations it either computes $p_\varepsilon \in \text{conv}(S)$ with $\|p - p_\varepsilon\| \leq \varepsilon R$, or a witness. \square

Definition 1. Given $p' \in \text{conv}(S)$, $v \in S$ is a *strict p -pivot* (or simply *strict pivot*) if $\angle p'pv \geq \pi/2$.

Theorem 3. (Strict Distance Duality) Assume $p \notin S$. Then $p \in \text{conv}(S)$ if and only if for each $p' \in \text{conv}(S)$ there exists strict p -pivot $v \in S$. \square

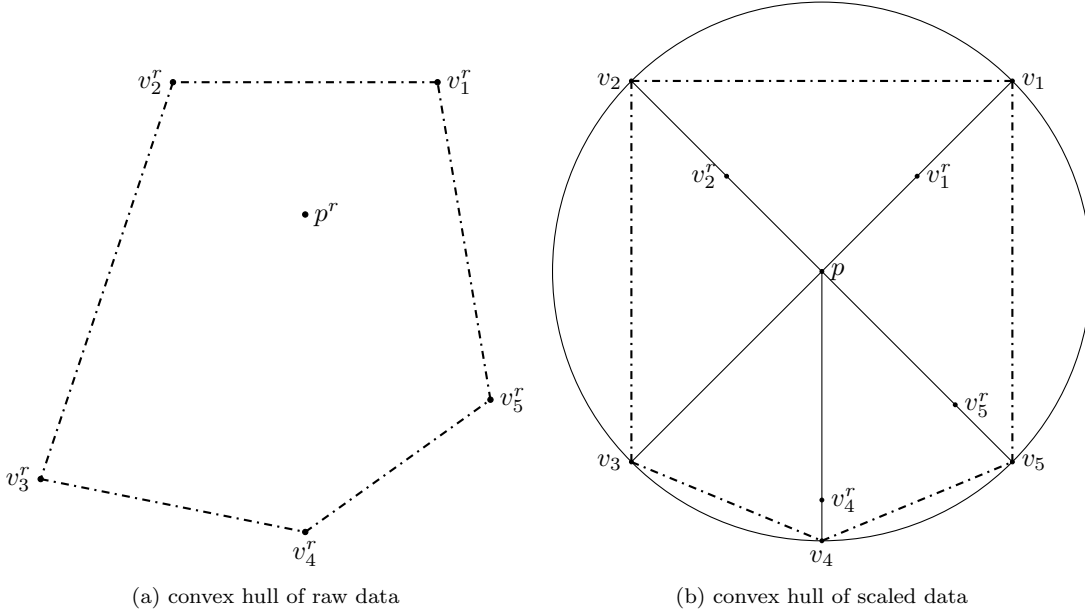


Figure 1: Compute $S = \{v_1, \dots, v_n\}$ by scaling raw data set $S^r = \{v_1^r - p^r, \dots, v_n^r - p^r\}$ onto unit sphere

Theorem 4. Suppose $p \in B_\rho(p) = \{x : \|x - p\| \leq \rho R\} \in \text{conv}^\circ(S)$, the relative interior of $\text{conv}(S)$. If TA uses a strict pivot in each iteration, $p_\varepsilon \in \text{conv}(S)$ can be computed in $O(\rho^{-2} \log \frac{1}{\varepsilon})$ iterations. \square

Theorem 5. Let $\widehat{S} = \{\widehat{v}_1, \dots, \widehat{v}_N\}$ be a subset of $S = \{v_1, \dots, v_n\}$. Given $p \in \mathbb{R}^m$, consider testing if $p \in \text{conv}(\widehat{S})$. Given $\varepsilon \in (0, 1)$, the complexity of testing if there exists an ε -approximate solution is

$$O\left(mN^2 + \frac{N}{\varepsilon^2}\right). \quad (6)$$

In particular, suppose in testing if $p \in \text{conv}(S)$, $S = \{v_1, \dots, v_n\}$, the Triangle Algorithm computes an ε -approximate solution p_ε by examining only the elements of a subset $\widehat{S} = \{\widehat{v}_1, \dots, \widehat{v}_N\}$ of S . Then the number of operations to determine if there exists an ε -approximate solution $p_\varepsilon \in \text{conv}(S)$, is as stated in (6). \square

3 Spherical-CHM and Equivalence to CHM

The *Spherical-CHM* is the case of CHM, where $p = 0$ and each $v_i \in S$ has unit norm. Given raw data set $S^r = \{v_1^r, \dots, v_n^r\}$ and p^r , we set $p = 0$ and set $S = \{v_1, \dots, v_n\}$, where $v_i = (v_i^r - p^r) / \|v_i^r - p^r\|$. This step scales every point onto a unit sphere. (See Figure 1)

Intuitively we expect CHM and Spherical CHM to be equivalent. However, we need to make this precise, that is we need to convert approximate solutions and separating hyperplanes. The theorem below shows that given an instance of CHM we can convert it to an instance of Spherical-CHM so that the convex hull of points in CHM contains p^r if and only if the convex hull of points in Spherical-CHM contains the origin. Next, it proves if we have an ε -approximate solution of Spherical-CHM, we can convert it to an ε -approximate solution of CHM. Finally, given a separating hyperplane for Spherical-CHM, we can construct a separating hyperplane for the CHM.

Theorem 6. Given $p \in \mathbb{R}^m$, $S = \{v_i : i = 1, \dots, n\} \subset \mathbb{R}^m$, $p \notin S$, let $R = \max\{\|v_i - p\| : v_i \in S\}$. Let $\bar{p} = 0$, and $\bar{S} = \{\bar{v}_i = v_i - p : i = 1, \dots, n\}$. Let $S_0 = \{\bar{v}_i / \|\bar{v}_i\| : i = 1, \dots, n\}$.

(i) (Equivalence of Exact Feasibility in CHM and Spherical-CHM)

$p \in \text{conv}(S)$ if and only if $0 \in \text{conv}(\bar{S})$ if and only if $0 \in \text{conv}(S_0)$.

(ii) (Equivalence of Approximate Solutions in CHM and Spherical-CHM)

Given $\varepsilon \in (0, 1)$, suppose $\hat{p}_\varepsilon = \sum_{i=1}^n \alpha_i \bar{v}_i / \|\bar{v}_i\|$, $\sum_{i=1}^n \alpha_i = 1$, $\alpha_i \geq 0$ satisfies

$$\|\hat{p}_\varepsilon\| \leq \varepsilon. \quad (7)$$

Set

$$p_\varepsilon = \sum_{i=1}^n \beta_i v_i, \quad \beta_i = \frac{\alpha_i / \|\bar{v}_i\|}{\sum_{j=1}^n (\alpha_j / \|\bar{v}_j\|)}, \quad i = 1, \dots, n. \quad (8)$$

Then

$$\|p - p_\varepsilon\| \leq \varepsilon R. \quad (9)$$

(iii) (Equivalence of Separation in CHM and Spherical-CHM)

Assume $p \notin \text{conv}(S)$. Without loss of generality assume $p = 0$, hence $R = \max\{\|v_i\| : i = 1, \dots, n\}$. Let $S_R = \{v_i/R : i = 1, \dots, n\}$. Suppose $p' \in \text{conv}(S_0)$ is a 0-witness, i.e. the orthogonal bisector hyperplane to the line segment $0p'$, say H_0 , separates 0 from $\text{conv}(S_0)$. Let $w_i = v_i/R$, $i = 1, \dots, n$. Then all w_i 's lie in the same hemisphere as the one enclosing S_0 . For each i , let w'_i be the projection of w_i onto the line segment $0p'$. Let the closest of the w'_i to the origin be denoted by \hat{w}' . Then the orthogonal bisector hyperplane to the line segment $0\hat{w}'$, say H , separates 0 from $\text{conv}(S_R)$ (see Figure 1). Equivalently, a scaled version of H separates 0 from $\text{conv}(S)$.

Proof. (i): Suppose $p = \sum_{i=1}^n \alpha_i v_i$, $\sum_{i=1}^n \alpha_i = 1$, $\alpha_i \geq 0$. Writing $p = \sum_{i=1}^n \alpha_i p$, we get

$$0 = \sum_{i=1}^n \alpha_i (v_i - p) = \sum_{i=1}^n \alpha_i \bar{v}_i \in \text{conv}(\bar{S}). \quad (10)$$

Since $p \neq v_i$, $\bar{v}_i \neq 0$. We can thus rewrite the equation in (10) as

$$\sum_{i=1}^n \alpha_i \|\bar{v}_i\| \frac{\bar{v}_i}{\|\bar{v}_i\|} = 0. \quad (11)$$

Dividing both sides by $\sum_{j=1}^n \alpha_j \|\bar{v}_j\|$, we get $0 \in \text{conv}(S_0)$. We have thus proved one direction of the implications in (i). The other direction follow analogously.

(ii): Multiplying (7) by R we get

$$\left\| \sum_{i=1}^n \frac{\alpha_i R}{\|\bar{v}_i\|} \bar{v}_i \right\| \leq R\varepsilon. \quad (12)$$

Dividing each side of (12) by $\sum_{j=1}^n \alpha_j R / \|\bar{v}_j\|$, and from the definition β_i 's in (8) we get,

$$\left\| \sum_{i=1}^n \beta_i \bar{v}_i \right\| = \left\| p - \sum_{i=1}^n \beta_i v_i \right\| \leq \varepsilon R / \sum_{i=1}^n \frac{\alpha_i R}{\|v_i\|}. \quad (13)$$

From the definition of R , $R/\|v_i\| \geq 1$ so that we have

$$\sum_{j=1}^n \frac{\alpha_j R}{\|v_j\|} \geq \sum_{j=1}^n \alpha_j = 1. \quad (14)$$

Using (14) in (13), the proof of (ii) follows.

(iii): Since p' is a 0-witness, the hyperplane $H_0 = \{x : p'^T x = 0.5\|p'\|\}$ separates 0 from $\text{conv}(S_0)$. Thus one of the two hemisphere whose base is parallel to H_0 contains all of S_0 . While H_0 may not separate 0 from $\text{conv}(S_R)$, it is easy to argue that the hemisphere that contains S_0 must also contain S_R . Thus the projection of $w_i = v_i/R$ on the line segment $0p'$ and its extension, strictly lies in the hemisphere containing S_R . Then the projection w_i that is closet to the origin gives rise to a separating hyperplane H (see Figure 2). \square

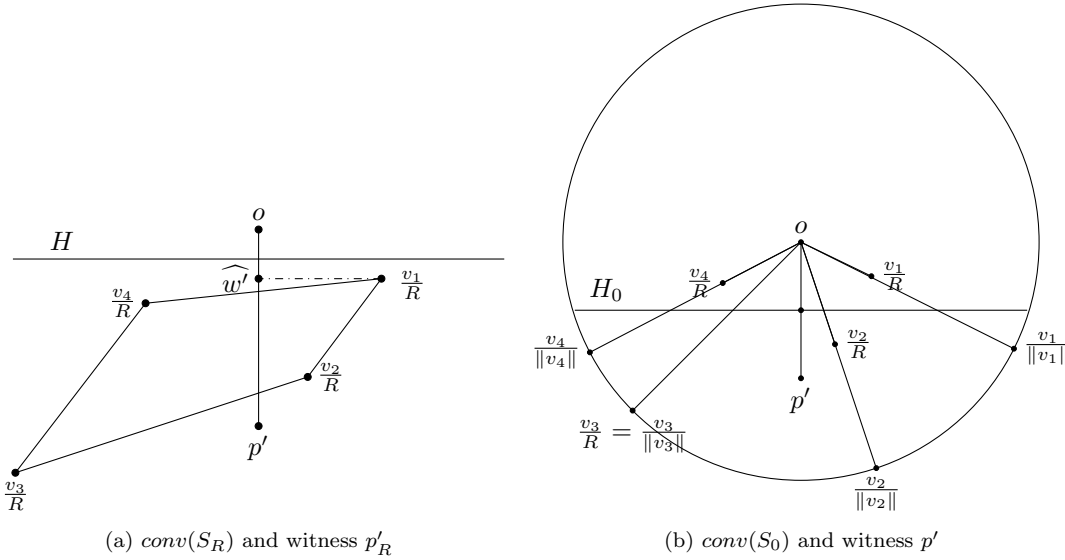


Figure 2: $S = \{v_i : i = 1, 2, 3, 4\}$ (not drawn), $S_0 = \{v_i/\|v_i\|, i = 1, 2, 3, 4\}$, $R = \|v_3\|$, $S_R = \{v_i/R, i = 1, 2, 3, 4\}$. The point $p' \in \text{conv}(S_0)$ is a witness. In Figure 2a, all vertices are scaled by a constant (the maximum distance between query point and vertices). The orthogonal bisecting hyperplane of $O\widehat{w'}$, H , separates O from $\text{conv}(S_R)$. In Figure 2b, all vertices are scaled onto a unit sphere. The orthogonal bisecting hyperplane of Op' , H_0 , separates O from $\text{conv}(S_0)$. S_R lies on the same hemisphere as S_0 .

4 Spherical Triangle Algorithm and its Complexity

Recall that we define Spherical Triangle Algorithm by converting a CHM into a Spherical-CHM and apply Triangle Algorithm. From now on we consider CHM where $p = 0$ and $S = \{v_i : i = 1, \dots, n\} \subset \mathbb{R}^m$, where $\|v_i\| = 1$, for all $i = 1, \dots, n$, thus a Spherical-CHM. Consider the Triangle Algorithm for Spherical-CHM:

4.1 Algorithm Description

Algorithm 1 Spherical-TA ($S^r = \{v_1^r, \dots, v_n^r\}$, p^r , $\varepsilon \in (0, 1)$)

- 1: **Step 0.** Compute $S = \{v_1, \dots, v_n\}$ where $v_i = (v_i^r - p^r)/\|v_i^r - p^r\|$. Set $p = 0$.
 - 2: **Step 1.** Set $p' = v_1$.
 - 3: **Step 2.** If $\|p'\| \leq \varepsilon$, then output p' as an ε -approximate solution, stop.
 - 4: **Step 3.** If there is a strict pivot $v_j \in S$, set $p' \leftarrow \text{Nearest}(0; p'v_j)$. Goto Step 1.
 - 5: **Step 4.** Output p' as a witness. Stop.
-

In what follows we will derive the worst-case complexity of Spherical-TA. The worst scenario occurs when in each iteration that the iterate is not a witness, the pivot is orthogonal to the iterate (See Figure 4). Thus it suffices to analyze the complexity under the worst-case in each iteration. These will be formalized next and used in the next section as well.

Lemma 1. *Given $p' \in \text{conv}(S)$, let $v \in S$ be a strict pivot (see Figure 3). Let $p'' = \text{Nearest}(0, p'v)$, $\delta = \|p'\|$, $\delta' = \|p''\|$, $\mu = \|p' - p''\|$. Let \widehat{v} be a point of unit distance, orthogonal to p' (drawn for convenience on Figure 4). Let $\widehat{p}'' = \text{Nearest}(0, p'\widehat{v})$, $\widehat{\delta}' = \|\widehat{p}''\|$, $\widehat{\mu} = \|p' - \widehat{p}''\|$. Then we have,*

$$\delta'^2 \leq \frac{\delta^2}{1 + \delta^2}, \quad \widehat{\delta}'^2 = \frac{\delta^2}{1 + \delta^2}, \quad \widehat{\mu}^2 = \frac{\delta^4}{1 + \delta^2} \geq \frac{\delta^4}{2}. \quad (15)$$

In particular,

$$\delta' \leq \widehat{\delta}', \quad \mu \geq \widehat{\mu} \geq \frac{\delta^2}{\sqrt{2}}. \quad (16)$$

Proof. The first inequality in (15) holds because $\angle p'ov$ is obtuse. The equality in (15) holds because $\angle p'0\widehat{v}$ is right angle. From the similarity of the triangle $\triangle p'\widehat{v}0$ and $\triangle 0\widehat{p}''\widehat{v}$ in Figure 4 we may write $\widehat{\mu}/\delta = \widehat{\delta}'/1$. Squaring and substituting for $\widehat{\delta}'^2$, we get the expression for $\widehat{\mu}^2$ in (15). The lower bound is obvious. The first and last inequalities in (16) follow from (15). The second inequality follows from,

$$\mu^2 = \delta^2 - \delta'^2 \geq \delta^2 - \frac{\delta^2}{1 + \delta^2} = \widehat{\mu}^2. \quad \square$$

Theorem 7. For $k \geq 0$, let $\delta_k = \|p_k\|$, where p_k is the sequence of iterates of TA, $p_0 = v_1$ and none of the iterates is a witness. Define

$$\widehat{\delta}_{k+1}^2 = \frac{\delta_k^2}{1 + \delta_k^2}, \quad k \geq 0. \quad (17)$$

Then for all $k \geq 1$,

$$\delta_k \leq \widehat{\delta}_k. \quad (18)$$

Proof. We prove this by induction on k . From Lemma 1 the inequality is true for $k = 1$. Assume true for k . The function $g(t) = t/(1 + t)$ is monotonically increasing on $(0, \infty)$. From the relationship between δ_{k+1} and δ_k in Lemma 1, together with monotonicity of $g(t)$, we may write

$$\delta_{k+1}^2 \leq \frac{\delta_k^2}{1 + \delta_k^2} \leq \frac{\widehat{\delta}_k^2}{1 + \widehat{\delta}_k^2} = \widehat{\delta}_{k+1}^2. \quad (19)$$

□

Theorem 8. Consider Spherical-CHM. TA terminates in $O(1/\varepsilon^2)$ iterations with $p_\varepsilon \in \text{conv}(S)$, either a witness or $\|p_\varepsilon\| \leq \varepsilon$.

Proof. Let p_k , δ_k and $\widehat{\delta}_k$ be as in the previous theorem. We claim for any natural number N ,

$$\widehat{\delta}_N^2 = \frac{1}{1 + N}. \quad (20)$$

This is true for $N = 1$. By induction hypothesis and the recursive definition of $\widehat{\delta}_i$, (17), we have,

$$\widehat{\delta}_{N+1}^2 = \frac{1}{2 + N}. \quad (21)$$

In particular, if $N = \lceil 1/\varepsilon \rceil$, we get

$$\widehat{\delta}_N = \frac{1}{\sqrt{1 + N}} \leq \frac{1}{\sqrt{1 + 1/\varepsilon}} = \frac{\sqrt{\varepsilon}}{\sqrt{1 + \varepsilon}} \leq \sqrt{\varepsilon}. \quad (22)$$

From Lemma 1 $\delta_k \leq \widehat{\delta}_k$ for all $k \geq 1$. From this and (22) if $0 \in \text{conv}(S)$, in $O(1/\sqrt{\varepsilon})$ iterations TA computes p_k such that $\delta_k \leq \sqrt{\varepsilon}$. To complete the proof it suffices to replace $\sqrt{\varepsilon}$ with ε . □

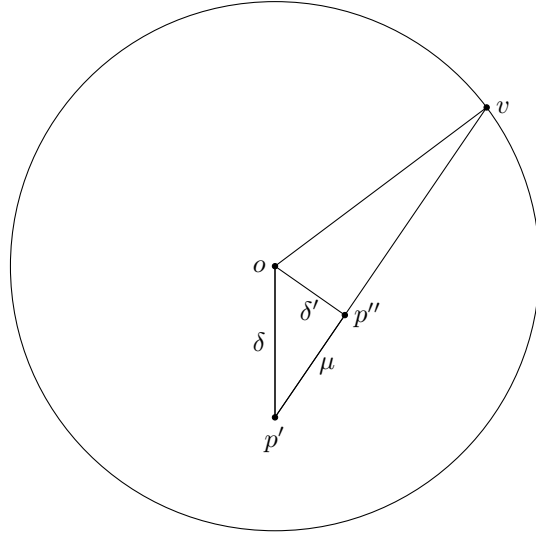


Figure 3: An iteration of TA at p' with a strict pivot v : p'' is projection of 0 on $p'v$, $\delta = \|p'\|$, $\delta' = \|p''\|$, $\mu = \|p' - p''\|$.

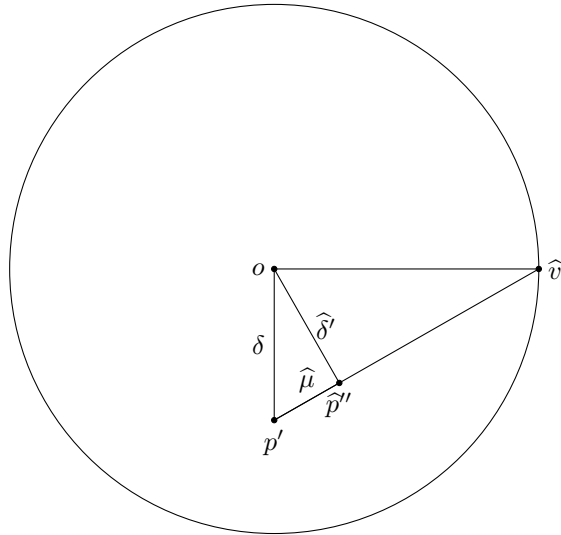


Figure 4: An iteration of triangle algorithm at p' with least reduction if a strict pivot \hat{v} is orthogonal to p' : \hat{p}'' projection of 0 on $p'\hat{v}$, $\delta = \|p'\|$, $\hat{\delta}' = \|\hat{p}''\|$, $\hat{\mu} = \|p' - \hat{p}''\|$.

5 Spherical-TA as a Faster Version of TA

Definition 2. Given a Spherical-CHM, we say a point $p' \in \text{conv}(S)$ that is not a witness has ε -property if $\|p'\| > \varepsilon$ and there exists a pivot v such that

$$\|p' - v\| \geq \sqrt{1 + \varepsilon}. \quad (23)$$

As an example if the ball of radius $\sqrt{\varepsilon}$ is contained in $\text{conv}(S)$, then Spherical-CHM has ε -property everywhere. We prove an improved complexity TA for such Spherical-CHM.

Theorem 9. Consider a Spherical-CHM. If every iterate $p' \in \text{conv}(S)$ in TA that is not a witness has ε -property, then in $O(1/\varepsilon)$ iterations, either TA computes a witness, or $p_\varepsilon \in \text{conv}(S)$ such that $\|p_\varepsilon\| \leq \varepsilon$.

Proof. If $0 \in \text{conv}(S)$ from previous theorem in $O(1/\sqrt{\varepsilon})$ we get an iterate p_{k_0} such that $\|p_{k_0}\| \leq \sqrt{\varepsilon}$. We claim at any subsequent iterate $k \geq k_0$, as long as p_k is not a witness and $\delta_k = \|p_k\| > \varepsilon$, the next iterate will decrease the gap sufficiently. More precisely, we claim

$$\delta_{k+1}^2 \leq \delta_k^2 - (\sqrt{2} - 1)^2 \varepsilon^2 \leq \varepsilon - (\sqrt{2} - 1)^2 \varepsilon^2. \quad (24)$$

To prove (24), on the one hand we have

$$\delta_{k+1}^2 = \delta_k^2 - \mu_k^2. \quad (25)$$

Consider Figure 5 and assume $p' = p_k$, $\delta = \delta_k$, $\delta' = \delta_{k+1}$, $\mu = \|p' - p''\| = \mu_k$, $v = v_k \in S$ satisfying $\|p' - v\| \geq \sqrt{1 + \varepsilon}$. Let q be the point on vp' , where $\|v - q\| = 1$. Note that p'' must be closer to v than to q . Thus,

$$\mu_k \geq \|p' - q\| \geq \sqrt{1 + \varepsilon} - 1 \geq (\sqrt{2} - 1)\varepsilon \geq 0.4\varepsilon. \quad (26)$$

Also, since $\delta_k \leq \sqrt{\varepsilon}$, we have proved (24). Hence the number of iteration $k \geq k_0$ to get $\delta_{k+1}^2 \leq \varepsilon^2$ is $O(1/\varepsilon)$. \square

Definition 3. We say an iterate $p_k \in \text{conv}(S)$ is ε -reduced at an iterate $p_t \in \text{conv}(S)$, $t > k$, if

$$\|p_t\|^2 \leq \|p_k\|^2 - (0.4\varepsilon)^2. \quad (27)$$

The strategy we propose when we get an iterate p_k that does not have ε -property and is not a witness, is to compute p_t , if possible, that ε -reduces p_k , and in the simplest way possible. Then restart the ordinary TA with p_t , checking if it in turn has ε -property and so on. Suppose v^k is a strict pivot for p_k . We compute the nearest point to 0 on $p_k v^k$ to get p_{k+1} . Next, we compute a strict pivot v^{k+1} for p_{k+1} . Let the *restricted* ε -approximate Spherical-CHM be testing if $0 \in \text{conv}(\{p_k, v^k, v^{k+1}\})$. At each iteration in solving the restricted problem we check if the corresponding iterate, say p_t , ε -reduces p_k . If so, we start from p_t . Otherwise, we obtain a *relative* witness, say p_t . Next, we compute a strict pivot in S , say v^{k+2} (if it p_t is not a witness with respect to S). We then augment the restricted Spherical-CHM to testing if 0 is in $\text{conv}(\{p_k, v^k, v^{k+1}, v^{k+2}\})$ and repeat the process. This process would stop either with a witness with respect to S , or an iterate p_t that ε -reduces p_k and we return to ordinary TA with p_t as the current iterate.

The worst-case complexity of such a composite iterate is unknown at this time. However, considering the geometry of the points in S , we would expect that this complexity depends on n and m and the relationship between them. For $n \gg m$ one would expect that the composite iterate will stop after a few iterations so that the overall number of iterations would remain to be $O(1/\varepsilon)$, however the complexity of a composite iteration may exceed $O(n+m)$. The theoretical analysis of the composite iterate is nevertheless an interesting open problem.

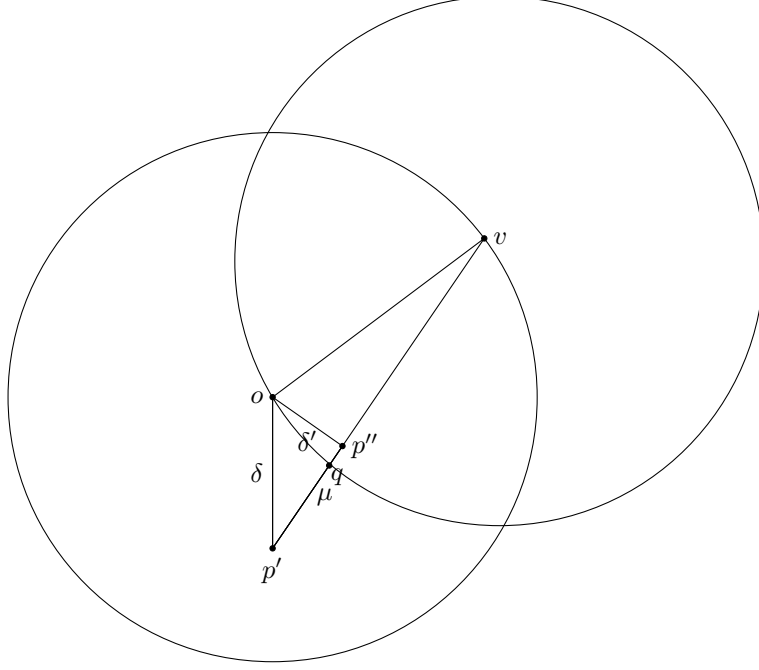


Figure 5: At iterate p' the pivot v satisfies $\|p' - v\| \geq \sqrt{1 + \varepsilon}$. The circle of radius one centered at v intersect $p'v$ at q and $\mu = \|p' - p''\| \geq \|p' - q\| \geq (\sqrt{2} - 1)\varepsilon$.

6 Solving Strict Linear Feasibility as Spherical-CHM

The following lemma connects strict LP feasibility to CHM and is a consequence of Gordan's Theorem, hence also provable via Farkas Lemma:

Lemma 2. *Let A be an $n \times m$ real matrix and $b \in \mathbb{R}^n$. Then $Ax < b$ is feasible if and only if there is no feasible solution to the homogenous CHM: $A^T y = 0$, $b^T y + s = 0$, $\sum_{i=1}^n y_i + s = 1$, $y \geq 0$, $s \geq 0$. \square*

The next theorem shows if we have a witness for the homogenous CHM dual of strict linear feasibility, it solves the strict linear feasibility itself. In particular, TA can test the solvability of a strict linear feasibility.

Theorem 10. *For $i = 1, \dots, n+1$, let v_i be the i -th column of the $(n+1) \times (m+1)$ matrix $B = \begin{pmatrix} A^T & 0 \\ b^T & 1 \end{pmatrix}$.*

Suppose $\text{conv}(\{v_1, \dots, v_{n+1}\})$ does not contain the origin. Let $p' = \begin{pmatrix} x \\ \alpha \end{pmatrix} \in \mathbb{R}^{m+1}$ be a witness. Then $A(-x/\alpha) < b$.

Proof. We will use the distance duality to prove the theorem. Denote the rows of A by a_i^T . Then for $i = 1, \dots, n$, $v_i = \begin{pmatrix} a_i \\ b_i \end{pmatrix}$ and $v_{n+1} = \begin{pmatrix} 0 \\ 1 \end{pmatrix}$, all in \mathbb{R}^{m+1} . Since p' is a witness,

$$\|p' - v_i\|^2 < \|v_i\|^2, \quad \forall i = 1, \dots, n+1. \quad (28)$$

From (28) we get

$$\|x - a_i\|^2 + (\alpha - b_i)^2 < \|a_i\|^2 + b_i^2, \quad \forall i = 1, \dots, n. \quad (29)$$

Simplifying (29) we get

$$-2(a_i^T x + \alpha b_i) < -(\|x\|^2 + \alpha^2), \quad \forall i = 1, \dots, n. \quad (30)$$

From (28) for $i = n + 1$ we get,

$$\|x\|^2 + (1 - \alpha)^2 < 1. \quad (31)$$

From (31) $\alpha > 0$. This together with (30) give

$$-a_i^T x < \alpha b_i, \quad \forall i = 1, \dots, n. \quad (32)$$

Dividing both sides of (32) by α implies $-x/\alpha$ is a feasible solution to the strict linear feasibility problem. \square

Remark 1. Without loss of generality we may assume the first n columns of B have unit norm. Clearly the $(n + 1)$ -th column has unit norm. Thus the CHM corresponding to B can be assumed to be Spherical.

7 Spherical-TA for LP feasibility

The LP feasibility problem is to test the feasibility of :

$$\begin{aligned} Ax &= b \\ x &\geq 0 \end{aligned} \quad (33)$$

In other words, to test if b lies in the cone of columns of A . i.e. $b \in \text{cone}(A) = \{y | y = \sum_{j=1}^n \alpha_j A_j, \alpha_j \geq 0\}$. It is well known that this problem is equivalent to general Linear Programming problem.

Given a bound M on the feasible solution of (33) , one can convert it into the following convex hull membership problem:

$$\begin{aligned} \begin{pmatrix} A & 0 & -b \\ e^T & 1 & -M \end{pmatrix} \begin{pmatrix} \alpha \\ \beta \\ \gamma \end{pmatrix} &= 0 \\ e^T \alpha + \beta + \gamma &= 1 \\ \alpha, \beta, \gamma &\geq 0 \end{aligned} \quad (34)$$

It is easy to show that (33) is feasible iff (34) is feasible. This suggests one can apply Spherical-TA to solve the LP feasibility problem.

8 Spherical-TA for computing all vertices of a convex hull

Given a set of n points $S = \{v_1, \dots, v_n\}$ in \mathbb{R}^m , computing all vertices of its convex hull, known as the *irredundancy problem* [20], is an important problem in computational geometry and machine learning. This problem becomes challenging as dimension grows, especially for classical algorithms such as Gift Wrapping [8] and QuickHull [3] due to their exponential running time in terms of the dimension. The irredundancy problem can be solved via $O(n)$ membership queries, i.e. for each point, checking if it is an extreme point of the convex hull. One can take LP as an oracle for membership query, however, it is impractical to solve $O(n)$ LPs for large scale problems. The AVTA algorithm is proposed to tackle the efficiency issue for this class of problems [2]. Sharing a similar spirit with membership type method, AVTA applies Triangle Algorithm as a membership query oracle and computes all vertices of the convex hull of set of points under a natural assumption called γ robustness [1] (see Definition 4. Given a set of points $S = \{v_1, \dots, v_n\}$, we denote $T \subset S$ to be the set of vertices of $\text{conv}(S)$.

Definition 4. The convex hull of S is γ -robust if the minimum distance from each vertex to the convex hull of the remaining vertices is at least γ . (See Figure 6(a).)

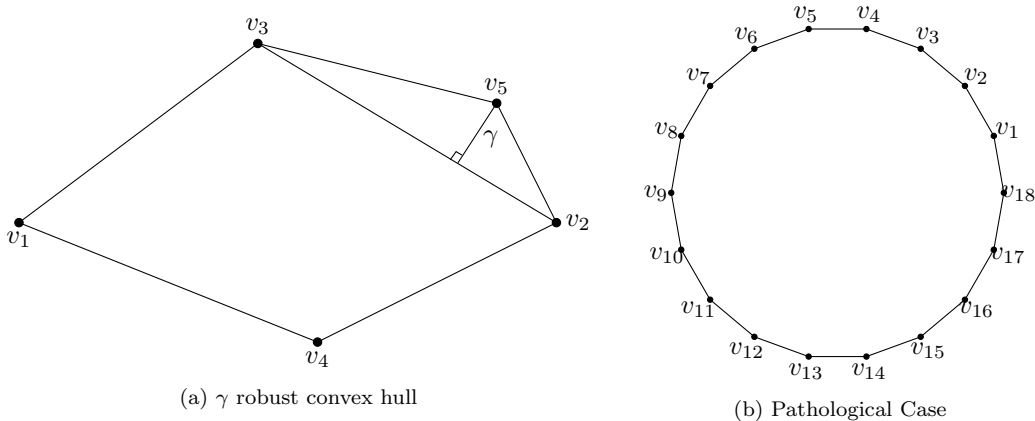


Figure 6

The intuition behind the γ robust assumption is as follows: a vertex is important if it is far away from the convex hull of the remaining vertices. For instance, consider S as an ε -Net from a unit sphere, say \mathcal{N}_ε , the number of vertices could be exponential in terms of dimension. In such case, every vertex is of $O(\varepsilon)$ distance to the convex hull of remaining vertices, thus no single vertex is important to the geometrical structure of $\text{conv}(\mathcal{N}_\varepsilon)$ (See Figure 6 (b)). In such pathological case, instead of computing all vertices, one will need a ‘good’ subset of vertices to approximate $\text{conv}(\mathcal{N}_\varepsilon)$. Indeed, AVTA also works in such approximation scheme. We refer interested readers to [2]. In this paper, we only consider the irredundancy problem under γ robustness assumption.

The γ robustness allows one to test whether a subset \hat{S} contains all vertices of $\text{conv}(S)$: a set $\hat{S} \subset S$ contains every vertex of $\text{conv}(S)$ if every point in S is within a distance at most γ to $\text{conv}(\hat{S})$. As an approximation algorithm, the Triangle Algorithm could exploit such property to solve the membership query with precision parameter $\gamma/2R$ where R is the diameter of $\text{conv}(S)$. Indeed, if the query point $p \notin \text{conv}(\hat{S})$, Triangle Algorithm will return a hyperplane H which separates p and $\text{conv}(\hat{S})$ (See distance duality in [12]). This allows one to find a vertex by the following observation: *the set of farthest points w.r.t a hyperplane always contains an extreme point*. In Figure 7, vertices of $\text{conv}(S)$ is $T = \{v_1, \dots, v_7\}$ and the subset $\hat{S} = \{v_1, \dots, v_5\}$ does not contain all vertices of $\text{conv}(S)$ as v_6, v_7 are excluded. Given a query point $p \notin \text{conv}(\hat{S})$, TA returns a witness p' and H is the bisecting hyperplane of pp' . In Figure 7 (a), the set of farthest points from H is a single point and a vertex v_6 . In Figure 7 (b), the set of farthest points above H are points on the line segment v_6v_7 (red line). In such case, the set of farthest points will be a facet of $\text{conv}(S)$. One can capture a missing vertex of $\text{conv}(S)$ by picking any point of S on the facet and finding its farthest point on this facet.

The above approach is the motivation behind AVTA: It iteratively adds a new vertex v' to \hat{S} by computing separating hyperplane, until all points are within distance $\gamma/2$ to $\text{conv}(\hat{S})$. Next we give a detailed description for the AVTA. Given a working subset \hat{S} of S , initialized with $v_1 \in S$ which has the maximum norm, AVTA randomly selects $v \in S \setminus \hat{S}$. It then tests via the Triangle Algorithm if $\text{dist}(v, \text{conv}(\hat{S})) \leq \gamma/2$. If so v can not be a vertex thus labeled as a redundant point which will not be considered in further computation. In case $\|v - \text{conv}(\hat{S})\| > \gamma/2$, it computes a v -witness $p' \in \text{conv}(\hat{S})$. The vector $c' = v - p'$ leads to hyperplane separating v and $\text{conv}(\hat{S})$. By maximizing $c'^T v_i$ where v_i ranges in $S \setminus \hat{S}$, one can find a new vertex $v' \notin \hat{S}$ and the working set \hat{S} will be updated by including v' . If v coincides with v' , AVTA selects a new point in $S \setminus \hat{S}$. Otherwise, AVTA continues to test if the same v (for which a witness was found) is within a distance of $\gamma/2$ of the convex hull of the augmented set \hat{S} . Also, as an iterate, AVTA uses the same witness p' . The algorithm stops when all points in S are detected either as a redundant point or an extreme point. We next describe AVTA more precisely.

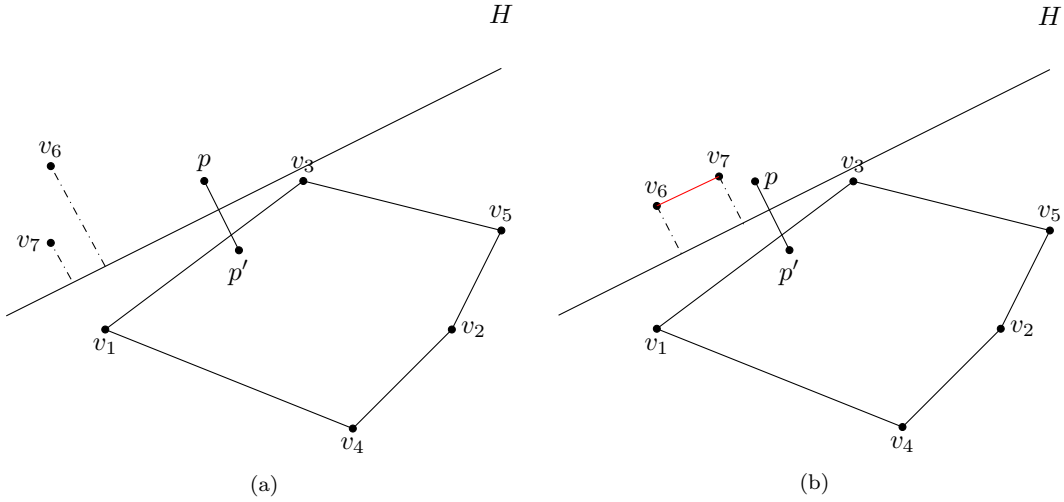


Figure 7

8.1 Algorithmic Description of AVTA

Algorithm 2 AVTA and AVTA⁺ ($S, \gamma \in (0, 1)$)

- 1: **Step 0.** Set $\widehat{S} = \{\text{Farthest}(v, S)\}$ for some $v \in S$.
 - 2: **Step 1.** Randomly select $v \in S \setminus \widehat{S}$.
 - 3: **Step 2. Option I:** Call **TA** ($\widehat{S}, v, \gamma/(2R)$).
Option II: Call **Spherical-TA** ($\widehat{S}, v, \gamma/(2R)$).
 - 4: **Step 3.** If the output p' of Step 2 is a v -witness then Goto Step 4. Otherwise, p' is a $\gamma/2$ -approximate solution to v . Set $S \leftarrow S \setminus \{v\}$. If $S = \emptyset$, stop. Otherwise, Goto Step 1.
 - 5: **Step 4.** Let $c' = v - p'$. Compute S' , the set of optimal solutions of $\max\{c'^T x : x \in S \setminus \widehat{S}\}$. Randomly select $v' \in S'$.
 $v' \leftarrow \text{Farthest}(v', S'), \widehat{S} \leftarrow \widehat{S} \cup \{v'\}$.
 - 6: **Step 5.** If $v = v'$, Goto Step 1. Otherwise, Goto Step 2.
-

Recall that in section 4 we have introduced Spherical-TA as a faster Triangle algorithm which can be directly applied in AVTA to replace TA as a membership query oracle. Throughout this paper, we use AVTA to represent the original version with **Option I** and AVTA⁺ if it applies **Option II**.

8.2 Applications of AVTA

AVTA has various applications, including NMF (nonnegative matrix factorization) and Topic Modeling which relies on the robustness of AVTA in recovering vertices of the convex hull of a set of perturbed points. We refer for the details of such class of problems to [2]. In this paper, we focus on the *Size Reduction* problem. Following the goal of irredundancy, AVTA⁺ can be applied to reduce over complete dataset. In other words, it is applicable when a given $m \times n$ matrix A as data, the convex hull of the columns of A , denoted by $\text{conv}(A)$, has K vertices, where $K \ll n$. In certain problems, instead of keeping the full data set which is of size n , one only need to focus on the K vertices. This suggests applying AVTA⁺ as a pre-processing algorithm to remove non-extreme points in A . Such problems include, Conditional Gradient, [7], Minimum Volume Enclosing Ellipsoid (MVVE) [17, 19] and Convex Hull Approximation [4]. In particular, we briefly introduce (MVVE) here and demonstrate the improvement of efficiency brought about by AVTA⁺ in Section 9.2.2. The MVVE estimator is based on the smallest volume ellipsoid that covers $\text{conv}(A)$. The MVVE problem has been studied for decades and has attained interest in broad areas, e.g. outlier detection, see [21]. Indeed, given MVVE of the data, one can identify data outliers simply by picking points on the boundary, see [21]. Improving the efficiency of algorithms that solve MVVE would have great impact on robust statistics

and other domains. Formally, the MVEE is the following optimization problem:

$$\begin{aligned}
 & \min_M \log \det(M^{-1}) \\
 & (v_i - b)^T M (v_i - b) \leq 1, i = 1, \dots, n \\
 & M \succ 0.
 \end{aligned}
 \tag{35}$$

where the optimization computes a vector $b \in \mathbb{R}^m$ and an $m \times m$ symmetric and positive definite matrix M given a set of points $S = \{v_1, \dots, v_n\}$. Then the resulting ellipsoid $E = \{x | (x - b)^T M (x - b) \leq 1\}$ will be the MVEE centered at b and contains the convex hull of A . One can easily verify that E contains all points of $\text{conv}(A)$ as long as it contains all vertices of A . This suggests that one can run AVTA⁺ before solving MVEE since the number of vertices K is generally much less than size of A . (See Figure 8)

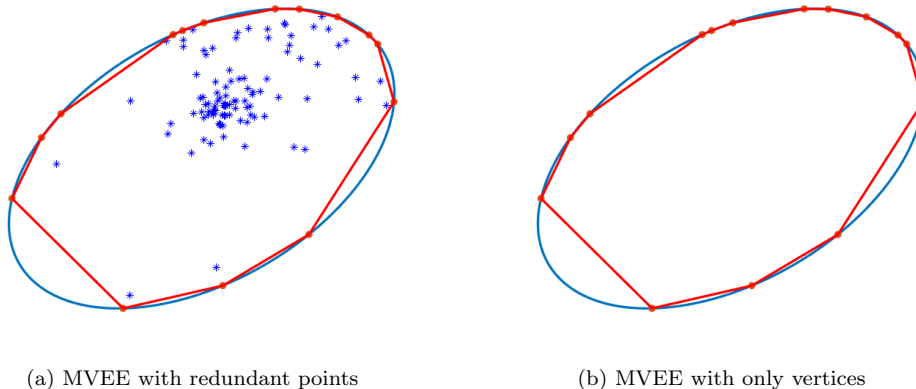


Figure 8

9 Experimentation with Spherical-TA and AVTA⁺

In this section we demonstrate the power of Spherical-TA in solving Convex Hull Membership and the significance of CHM in solving various problems. In Section 9.1 we compare the efficiency of Spherical-TA, Triangle Algorithm and Linear Programming solver when solving CHM (9.1.1), LP feasibility (9.1.2) and strict LP Feasibility (9.1.3). In Section 9.2.1 we apply Spherical-TA as a separating hyperplane oracle to find all vertices of convex hull of a finite set. In Section 9.2.2, we use AVTA⁺ as preprocessing step for the Minimum Volume Enclosing Ball problem. In particular, we apply our own implementation of Triangle Algorithm, Spherical Triangle Algorithm, AVTA and AVTA⁺ using MATLAB. For Linear Programming solver, we apply *linprog* package provided by MATLAB. For QuickHull solver we apply *convhulln* package provided by MATLAB. For the Minimum Volume Enclosing Ellipsoid we apply *MinVolEllipse* package provided by [17].

9.1 Feasibility: CHM, LP Feasibility, Strict LP Feasibility

9.1.1 Convex hull membership

In the experiments, we apply two ways to generate the data set. One is by Gaussian distribution, i.e. $v_i \sim \mathcal{N}(0, \mathcal{I}_m), i \in [K]$ and the other is data points on the unit sphere, i.e. vertices of the convex hull are generated by uniformly picking points on a unit sphere. We represent the dataset as a matrix $A \in \mathbb{R}^{m \times n}$, where m is the dimension and n is the number of data points. We compare the efficiency of the following three algorithms for solving the CHM problem: The Simplex method [6], the Triangle Algorithm (TA) [12],

Feasibility	Epsilon	Matrix Size	Spherical-TA	TA	LP solver
			time	time	time
Feasible	0.010	100x500	0.152	0.490	0.594
		500x1000	1.293	24.993	31.562
		1000x2000	4.750	116.110	502.631
	0.005	100x500	0.159	0.806	0.594
		500x1000	1.977	44.375	31.562
		1000x2000	18.954	260.622	502.631
	0.001	100x500	0.456	1.946	0.594
		500x1000	8.006	220.713	31.562
		1000x2000	32.199	1321.413	502.631
Infeasible	0.010	100x500	0.131	0.185	2.443
		500x1000	0.117	0.148	12.969
		1000x2000	0.297	0.488	124.903
	0.005	100x500	0.011	0.012	2.443
		500x1000	0.097	0.136	12.969
		1000x2000	0.298	0.477	124.903
	0.001	100x500	0.009	0.010	2.443
		500x1000	0.091	0.132	12.969
		1000x2000	0.285	0.470	124.903

Table 1: Running time of different algorithms on CHM problem with Gaussian Vertices

and the Spherical Triangle Algorithm. The running time of the three algorithms are shown in Table 1 and 2. One can observe that TA and Spherical-TA have much better efficiency than LP solver with relatively large value of precision parameter Epsilon. In particular, Spherical-TA has significantly a better running time than other two algorithms in all cases.

9.1.2 LP feasibility

Here we compare the efficiency of AVTA , AVTA⁺ and a linear programming solver in order to solve the LP feasibility problem introduced in Section 7. We compare the running time of the three algorithms on datasets with different dimension, number of points, precision parameter and generator for the vertices. We first generate the coefficient matrix A according to an entrywise uniform $(0, 1)$ or uniformly from a unit sphere. In case $Ax = b, x \geq 0$ is feasible, we generate $x \in \mathbb{R}^m$, the solution of linear system, as an entrywise uniform $(0, 1)$ vector and compute b as $b = Ax$. In case $Ax = b, x \geq 0$ is infeasible, we generate b as a random vector which has the same distribution as that of the columns of A . We simply set an upper bound on x , as $M = 1000$ in all cases. The running time of the three algorithms are shown in Table 3 and 4. As can be seen, in large scale regime, the Spherical-TA has significantly less running time than the LP Solver in both feasible and infeasible cases. Compared to the vanilla Triangle Algorithm, Spherical-TA has superior performance in the feasible case and comparable performance in the infeasible case.

9.1.3 Strict LP feasibility

Here we solve the Strict LP feasibility problem, $Ax < b, x \geq 0$, using AVTA , AVTA⁺ and a LP solver. We compare the running time of the three algorithms on dataset with different size, feasible and infeasible cases, and different distribution for generating the coefficient matrix. We generate columns of A : 1) uniformly from a unit sphere; 2) entrywise uniform $(0, 1)$. For the case of feasible $Ax < b$, b is computed by $b = Ax + \xi + 0.1e$ where $\xi \in \mathbb{R}^d$ is an entrywise uniform $(0, 1)$ random vector. For the case of infeasible $Ax < b$, we generate $b = Ax + \xi'$ where half of coordinates of ξ' are randomly chosen to be zeros while the remaining coordinates has uniform $(0, 1)$ distribution. The running time of the three algorithms are shown in Table 5 and Table 6.

Feasibility	Epsilon	Matrix Size	Spherical-TA	TA	LP solver
			time	time	time
Feasible	0.010	100x500	0.167	0.496	2.182
		500x1000	0.613	24.927	30.224
		1000x2000	2.670	127.012	658.543
	0.005	100x500	0.053	0.737	2.182
		500x1000	1.047	49.364	30.224
		1000x2000	7.589	332.067	658.543
	0.001	100x500	0.216	1.852	2.182
		500x1000	1.259	235.435	30.224
		1000x2000	8.622	1425.037	658.543
Infeasible	0.010	100x500	0.048	0.041	0.912
		500x1000	0.091	0.104	11.374
		1000x2000	0.400	0.437	130.429
	0.005	100x500	0.006	0.005	0.912
		500x1000	0.090	0.103	11.374
		1000x2000	0.336	0.397	130.429
	0.001	100x500	0.006	0.007	0.912
		500x1000	0.124	0.132	11.374
		1000x2000	0.401	0.463	130.429

Table 2: Running time of different algorithms on CHM problem with vertices on Unit Sphere

Feasibility	Epsilon	Matrix size	Spherical TA	TA	LP solver
			time	time	time
Feasible	0.010	100x500	0.07	0.36	0.36
		500x2000	0.20	4.09	4.13
		1000x5000	1.65	34.64	35.91
	0.005	100x500	0.08	0.34	0.36
		500x2000	0.32	4.22	4.13
		1000x5000	2.62	35.46	35.91
	0.001	100x500	0.08	0.36	0.36
		500x2000	0.32	4.13	4.13
		1000x5000	3.28	35.89	35.91
Infeasible	0.010	100x500	0.02	0.04	0.14
		500x2000	0.05	0.25	0.25
		1000x5000	0.24	0.96	1.01
	0.005	100x500	0.02	0.04	0.14
		500x2000	0.05	0.26	0.25
		1000x5000	0.25	0.97	1.01
	0.001	100x500	0.02	0.04	0.14
		500x2000	0.05	0.26	0.25
		1000x5000	0.25	1.02	1.01

Table 3: Running time of different algorithms on LP feasibility problem (Uniform Matrix)

Feasibility	Epsilon	Matrix size	Spherical-TA	TA	Linear Programming
			time	time	time
Feasible	0.010	100x500	0.06	0.03	0.55
		500x2000	15.46	5.01	53.35
		1000x5000	178.95	251.58	1023.24
	0.005	100x500	0.20	0.02	0.55
		500x2000	20.26	41.97	53.35
		1000x5000	253.60	697.54	1023.24
	0.001	100x500	0.41	0.61	0.55
		500x2000	106.24	197.05	53.35
		1000x5000	641.29	2202.60	1023.24
Infeasible	0.010	100x500	0.04	0.02	0.56
		500x2000	0.66	0.52	55.86
		1000x5000	4.11	2.53	1007.26
	0.005	100x500	0.03	0.02	0.56
		500x2000	0.62	0.52	55.86
		1000x5000	4.38	2.41	1007.26
	0.001	100x500	0.03	0.02	0.56
		500x2000	0.76	0.54	55.86
		1000x5000	3.66	2.40	1007.26

Table 4: Running time of different algorithms on LP feasibility problem (Unit Sphere data)

Feasibility	Matrix size	Spherical-TA	TA	LP solver
		time	time	time
Feasible	100x300	0.28	0.48	0.89
	200x1000	5.17	11.64	11.58
	500x2000	186.28	392.84	890.75
Infeasible	100x300	1.93	1.13	0.20
	200x1000	6.55	5.36	1.74
	500x2000	28.73	50.27	60.67

Table 5: Running time of different algorithms on Strict LP feasibility problem(Unit Sphere)

Feasibility	Matrix size	Spherical-TA	TA	LP solver
		time	time	time
Feasible	100x300	0.01	0.01	0.62
	200x1000	0.03	0.05	6.96
	500x2000	0.34	0.57	329.05
Infeasible	100x300	0.01	0.03	0.51
	200x1000	0.09	0.09	1.99
	500x2000	0.19	0.20	10.11

Table 6: Running time of different algorithms on Strict LP feasibility problem (Uniform Matrix)

Fraction of redundant points	Matrix Size	AVTA ⁺	AVTA	Quick Hull
		time	time	time
0%	5x20	0.152	0.110	0.015
	7x30	0.185	0.140	0.096
	9x50	0.268	0.215	3.850
	12x100	0.592	0.454	-
	50x500	11.191	10.415	-
	100x1000	63.960	64.553	-
20%	5x20	0.133	0.088	0.013
	7x30	0.236	0.166	0.067
	9x50	0.308	0.221	2.955
	12x100	0.580	0.435	-
	50x500	8.785	9.999	-
	100x1000	49.164	61.537	-
50%	5x20	0.135	0.106	0.010
	7x30	0.194	0.145	0.022
	9x50	0.312	0.222	0.367
	12x100	0.613	0.475	-
	50x500	6.353	9.055	-
	100x1000	31.807	53.824	-

Table 7: Running time of different algorithms on Irredundancy problem (Unit Sphere)

9.2 The Irredundancy Problem

9.2.1 Finding all vertices

Here we apply AVTA, AVTA⁺ and Quickhull [3] to solve the irredundancy problem. We compare the efficiency of the three algorithms where we control different parameters: 1) dimension of the problem; 2) number of point in S ; 3) fraction of redundant points in S (i.e. fraction of points inside $\text{conv}(S)$); and 4) distributions used to generate the vertices. We generate vertices according to a Gaussian distribution $\mathcal{N}(0, 1)^m$ or uniformly from a unit sphere. Having generated the set of vertices, redundant points are generated as convex combination of the vertices, where the weights are entrywise $(0, 1)$ uniform distribution and scaled to sum up to 1. The running time of the three algorithms are shown in Table 7 and 8. While Quickhull performs better in small size problems, especially for low dimension, it fails to output the vertices in high dimensions. In particular, AVTA⁺ demonstrates significantly better efficiency in large size problem than the other two algorithms.

9.2.2 Minimum Volume Enclosing Ellipsoid

Here we show AVTA⁺ can handle large scale overcomplete data in solving MVEE problem. In the experiments vertices of the convex hull are generated by the Gaussian distribution. We set the number of vertices $K = 500$. Having generated the vertices, the 'redundant' points d_j , where $d_j \in \text{conv}(S), j \in [n - K]$, are generated using a random convex combination $d_j = \sum_{i=1}^K \alpha_i v_i$. Here α_i 's are scaled standard uniform random variable so that $\sum_{i=1}^K \alpha_i = 1$. The algorithm AVTA⁺+ MVEE is implemented as follows: First we run AVTA⁺ on S to find all vertices $\hat{S} \subset S$, then we run MVEE on \hat{S} . The AVTA+ MVEE is implemented in a similar manner. The quantity Epsilon in Table 9 is the precision parameter for solving the MVEE problem using the *MinVolEllipse* function. The running time of the three algorithms are presented in Table 9. The result in Table 9 demonstrates that AVTA⁺ is an efficient pre-processing step for data reduction in high dimension, especially when the number of redundant points dominates the dataset.

Fraction of redundant points	Matrix size	AVTA ⁺	AVTA	Quick Hull
		time	time	time
0%	5x20	0.163	0.136	0.008
	7x30	0.194	0.158	0.080
	9x50	0.375	0.291	3.796
	12x100	0.576	0.450	-
	50x500	10.296	9.716	-
	100x1000	62.874	64.436	-
20%	5x20	0.131	0.101	0.007
	7x30	0.181	0.146	0.054
	9x50	0.280	0.236	2.559
	12x100	0.610	0.512	-
	50x500	9.011	15.808	-
	100x1000	50.637	110.265	-
50%	5x20	0.126	0.117	0.005
	7x30	0.184	0.152	0.018
	9x50	0.259	0.229	0.472
	12x100	0.508	0.485	-
	50x500	7.314	23.023	-
	100x1000	32.852	167.049	-

Table 8: Running time of different algorithms on Irredundancy problem (Gaussian)

Epsilon	Dimension	Number of Redundant Points	AVTA ⁺ +MVEE	AVTA+MVEE	MVEE
			time	time	time
0.010	5	1000	6.406	6.474	3.156
	10	2000	14.581	36.683	8.610
	50	5000	145.331	532.021	79.578
	100	15000	853.124	7837.116	1916.788
0.005	5	1000	7.643	8.045	4.183
	10	2000	14.398	36.872	12.817
	50	5000	147.153	534.509	83.446
	100	15000	867.688	8845.036	1947.007
0.001	5	1000	9.848	9.069	48.236
	10	2000	18.199	40.493	45.131
	50	5000	153.960	543.938	86.73577
	100	15000	1109.610	9723.262	2222.543

Table 9: Running time on Minimum Volume Enclosing Ball problem

10 Concluding Remarks

In this article we considered the Convex Hull Membership problem (CHM), a fundamental problem in diverse fields. We considered the special case of CHM called Spherical-CHM, which tests if the origin lies in the convex hull of set of n points on the unit sphere. This canonical formulation has important features that can be explored algorithmically. We first showed that both in the sense of exact and approximate solutions, Spherical-CHM is equivalent to CHM. We then gave a faster version of the Triangle Algorithm, called Spherical Triangle Algorithm which first converts a CHM into a Spherical-CHM. On one hand, we used a complexity analysis for the Triangle Algorithm to prove that under an checkable assumption in each iteration called ε -property, the iteration complexity of the Triangle Algorithm improved to be $O(1/\varepsilon)$. One

the other hand, we applied the Spherical-TA to solve a set of distinct problems. Our substantial empirical results demonstrated that the Spherical-TA achieves impressive performance in solving problems that include, CHM, LP Feasibility, Strict LP Feasibility and the Irredundancy Problem. In particular, we applied the irredundancy for reducing data in the Minimum Volume Enclosing Ellipsoid in large scale problems.

In summary, the Spherical-TA can be used as a fast membership query oracle in high dimensional problems. The computational results strongly support the Spherical-TA as effective tool in such areas as Linear Programming, Computational Geometry, Machine Learning and more. The algorithms were implemented in MATLAB and we will make available the software so that interested users can apply them to other problems, including Topic Modeling [1, 2], Coreset Approximation [7].

References

- [1] Sanjeev Arora, Rong Ge, Yonatan Halpern, David Mimno, Ankur Moitra, David Sontag, Yichen Wu, and Michael Zhu. A practical algorithm for topic modeling with provable guarantees. In *International Conference on Machine Learning*, pages 280–288, 2013.
- [2] Pranjal Awasthi, Bahman Kalantari, and Yikai Zhang. Robust vertex enumeration for convex hulls in high dimensions. *arXiv preprint arXiv:1802.01515*, 2018.
- [3] C Bradford Barber, David P Dobkin, and Hannu Huhdanpaa. The quickhull algorithm for convex hulls. *ACM Transactions on Mathematical Software (TOMS)*, 22(4):469–483, 1996.
- [4] Avrim Blum, Sarel Har-Peled, and Benjamin Raichel. Sparse approximation via generating point sets. In *Proceedings of the twenty-seventh annual ACM-SIAM symposium on Discrete algorithms*, pages 548–557. Society for Industrial and Applied Mathematics, 2016.
- [5] Christopher JC Burges. A tutorial on support vector machines for pattern recognition. *Data mining and knowledge discovery*, 2(2):121–167, 1998.
- [6] Vasek Chvátal. *Linear programming*. Macmillan, 1983.
- [7] Kenneth L Clarkson. Coresets, sparse greedy approximation, and the frank-wolfe algorithm. *ACM Transactions on Algorithms (TALG)*, 6(4):63, 2010.
- [8] Merle Dixon. Gift wrapping, February 16 1993. US Patent 5,186,988.
- [9] Marguerite Frank and Philip Wolfe. An algorithm for quadratic programming. *Naval Research Logistics (NRL)*, 3(1-2):95–110, 1956.
- [10] Bernd Gärtner and Martin Jaggi. Coresets for polytope distance. In *Proceedings of the twenty-fifth annual symposium on Computational geometry*, pages 33–42. ACM, 2009.
- [11] Elmer G Gilbert. An iterative procedure for computing the minimum of a quadratic form on a convex set. *SIAM Journal on Control*, 4(1):61–80, 1966.
- [12] Bahman Kalantari. A characterization theorem and an algorithm for a convex hull problem. *Annals of Operations Research*, 226(1):301–349, 2015.
- [13] Bahman Kalantari. An algorithmic separating hyperplane theorem and its applications. *Discrete Applied Mathematics*, 256:59–82, 2019.
- [14] Narendra Karmarkar. A new polynomial-time algorithm for linear programming. In *Proceedings of the sixteenth annual ACM symposium on Theory of computing*, pages 302–311. ACM, 1984.
- [15] Leonid Khachiyan and Bahman Kalantari. Diagonal matrix scaling and linear programming. *SIAM Journal on Optimization*, 2(4):668–672, 1992.

- [16] Leonid G Khachiyan. Polynomial algorithms in linear programming. *USSR Computational Mathematics and Mathematical Physics*, 20(1):53–72, 1980.
- [17] Nima Moshtagh et al. Minimum volume enclosing ellipsoid. *Convex optimization*, 111(January):1–9, 2005.
- [18] Yu Nesterov. Smooth minimization of non-smooth functions. *Mathematical programming*, 103(1):127–152, 2005.
- [19] Peng Sun and Robert M Freund. Computation of minimum-volume covering ellipsoids. *Operations Research*, 52(5):690–706, 2004.
- [20] Csaba D Toth, Joseph O’Rourke, and Jacob E Goodman. *Handbook of discrete and computational geometry*. Chapman and Hall/CRC, 2017.
- [21] Stefan Van Aelst and Peter Rousseeuw. Minimum volume ellipsoid. *Wiley Interdisciplinary Reviews: Computational Statistics*, 1(1):71–82, 2009.