

Classes of treebased networks

Mareike Fischer · Michelle Galla · Lina
Herbst · Yangjing Long · Kristina Wicke

Received: date / Accepted: date

Abstract Recently, so-called treebased phylogenetic networks have gained considerable interest in the literature, where a treebased network is a network that can be constructed from a phylogenetic tree, called the *base tree*, by adding additional edges. The main aim of this manuscript is to provide some sufficient criteria for treebasedness by reducing phylogenetic networks to related graph structures. While it is generally known that deciding whether a network is treebased is NP-complete, one of these criteria, namely *edgebasedness*, can be verified in polynomial time. Next to these edgebased networks, we introduce further classes of treebased networks and analyze their relationships.

Keywords phylogenetic tree · phylogenetic network · treebased network · edgebased network · chordal network · Hamilton connected · Hamiltonian path

1 Introduction

Phylogenetic networks are of considerable interest in the current literature as they allow for the representation of non-treelike evolutionary events, such as hybridization and horizontal gene transfer.

Various classes of phylogenetic networks have been introduced and studied, one of them being the class of so-called treebased networks. Roughly speaking, a phylogenetic network is treebased if it can be obtained from a phylogenetic tree by adding additional edges.

Mareike Fischer (✉) E-mail: email@mareikefischer.de
Mareike Fischer, Michelle Galla, Lina Herbst, Kristina Wicke
Institute of Mathematics and Computer Science, University of Greifswald, Germany
Yangjing Long
School of Mathematics and Statistics, Central China Normal University, Wuhan, Hubei, China

While Francis and Steel (2015) first introduced this concept for binary rooted phylogenetic networks, recently Francis et al (2018) extended it to binary unrooted networks, Jetten and van Iersel (2018) to non-binary rooted networks and Hendriksen (2018) and Fischer et al (2018) to non-binary unrooted networks.

In the present manuscript, we focus on unrooted networks and consider both the binary and non-binary case. First, we introduce three procedures that reduce a phylogenetic network to related graphs. This leads to some sufficient criteria which guarantee a phylogenetic network to be treebased (whether they are binary or not). Some of these criteria are based on classical graph theory, particularly on the theory of Hamiltonian paths, cycles, and graphs. Another sufficient criterion for treebasedness is a property that we refer to as *edgebasedness*. We will introduce this concept in detail and remark that it can be tested in polynomial time. This is also of practical relevance as, in general, the problem of deciding whether a network is treebased or not is an NP-complete problem (cf. Francis et al (2018)).

The remainder of this manuscript is organized as follows. In Section 2, we introduce some basic phylogenetic and graph-theoretical concepts and terminology. We then introduce three procedures, *leaf cutting*, *leaf shrinking* and *leaf connecting* that reduce a phylogenetic network to related graphs in Section 3. This leads to some sufficient criteria for treebasedness, e.g. edgebaseness, and some classes of phylogenetic networks that are guaranteed to be treebased, which we introduce in Section 4. After summarizing the relationships between these classes, we conclude this manuscript with Section 5, where we discuss our results and indicate possible directions of future research.

2 Preliminaries

Phylogenetic Concepts

Throughout this manuscript, X denotes a finite set (e.g. of taxa or species) with $|X| \geq 1$. An *unrooted phylogenetic network* N^u (on X) is a connected, simple graph $G = (V, E)$ with $X \subseteq V$ and no vertices of degree 2, where the set of degree 1 vertices (referred to as the *leaves* or *taxa* of the network) is bijectively labelled by X . Such an unrooted network is called *unrooted binary* if every inner vertex $u \in V \setminus X$ has degree 3. It is called a *phylogenetic tree* if the underlying graph structure is a tree. In the following, we denote by \mathring{E} the set of inner edges of N^u , i.e. those edges that are *not* incident to a leaf. Moreover, in general $E(G)$ denotes the edge set of a graph G and $V(G)$ denotes the set of vertices of G .

A phylogenetic network $N^u = (V, E)$ on X is called *treebased* if there is a spanning tree $T = (V, E')$ in N^u (with $E' \subseteq E$) whose leaf set is equal to X . This spanning tree is then called a *support tree* for N^u . Moreover, the tree T' that can be obtained from T by suppressing potential degree 2 vertices is

called a *base tree* for N^u . Note that the existence of a support tree T for N^u implies the existence of a base tree T' for N^u .

When analyzing the treebasedness of networks, it is often useful to decompose it into simpler pieces, which can then be analyzed individually. Therefore, recall the following definitions from Gambette et al (2012). Let N^u be an unrooted network. A *cut edge*, or *bridge*, of N^u is an edge e whose removal disconnects the graph, i.e. an edge e such that $N^u - e$ is disconnected. Similarly, we call a vertex v a *cut vertex* if deleting v and all its incident edges disconnects the graph and a set \mathcal{C} of vertices whose removal disconnects a graph is called a *separating set* or *vertex cut*.

If after the removal of a cut edge one of the induced connected components of the resulting graph is a single vertex, the corresponding cut edge is called *trivial*. We call N^u a *simple* network if all of its cut edges are trivial.

A *blob* in a network is a maximal connected subgraph that has no cut edge. If a blob consists only of one vertex, we call the blob *trivial*. Note, however, that a blob may contain cut vertices. An example for such a blob can be seen in Figure 1. Moreover, note that we can consider a network as a “tree” with blobs as vertices (cf. Gusfield and Bansal (2005)).

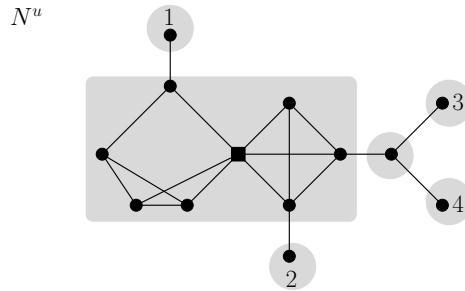


Fig. 1 Unrooted non-binary phylogenetic network N^u on leaves 1,2,3 and 4. The gray areas correspond to the blobs of N^u . Notice that the biggest blob contains a cut vertex (depicted as a square vertex). Moreover, notice that N^u can be considered as a tree with blobs as vertices, as the cut edges and blobs of N^u induce a “tree structure”.

Following Fischer et al (2018), we call N^u *proper* if the removal of any cut edge or cut vertex present in the network leads to connected components containing at least one leaf each.

Moreover, following Francis et al (2018), we define a simple network B_{N^u} associated with a blob B of a network N^u by taking the union of B and all cut edges in N^u incident with vertices in B . This means that the leaf set of B_{N^u} is the set of end vertices of these cut edges that are not already a vertex in B .

Lastly, two important operations on phylogenetic networks that will be used in the following are the concepts of *subdividing an edge* and *suppressing a vertex*. Therefore, let N^u be a phylogenetic network with some edge $e = \{u, v\}$. Then, we say that we *subdivide* e by deleting e , adding a new vertex w and

adding the edges $\{u, w\}$ and $\{w, v\}$. The new degree 2 vertex w is sometimes also called an *attachment point*. Note that we often also refer to the vertex incident to a leaf x as the attachment point of x , even if it is a vertex of degree higher than three. On the opposite, given a degree 2 vertex w with adjacent vertices u and v , by *suppressing* w we mean deleting w and its two incident edges $\{u, w\}$ and $\{w, v\}$ and adding a new edge $\{u, v\}$.

Graph-theoretical concepts

Before we can introduce three procedures to reduce a phylogenetic network to related graphs, we need to recall some basic concepts from classical graph theory. Most importantly, we need to recall the notion of *Hamiltonian paths* and *Hamiltonian cycles*.

A *Hamiltonian path* is a path in a graph that visits each vertex exactly once. If this path is a cycle, we call the path a *Hamiltonian cycle*. Moreover, a graph that contains a Hamiltonian cycle is called a *Hamiltonian graph*. A graph is called *Hamilton connected* if for every two vertices u, v there is a Hamiltonian path from u to v . Note that in particular, every Hamilton connected graph is Hamiltonian, because the strong property of Hamilton connectedness also holds for adjacent vertices, so the edge $e = \{u, v\}$ together with the Hamilton path from u to v forms a Hamiltonian cycle. As has been noted in Francis et al (2018), there is a strong connection between Hamiltonian paths and treebasedness of phylogenetic networks. However, before we can elaborate this in more detail, we need to introduce a few more concepts.

First, recall that the *toughness* $t(G)$ of a graph G (or, analogously, of a phylogenetic network N) is defined as

$$t(G) = \min_{\mathcal{C}} \frac{|\mathcal{C}|}{|G - \mathcal{C}|},$$

where the minimum is taken over all separating sets \mathcal{C} of G , and where $G - \mathcal{C}$ denotes the (disconnected) graph that results from deleting all nodes of \mathcal{C} from G and all edges incident to \mathcal{C} . The concept of toughness plays an important role in the study of Hamiltonian graphs (Chvátal 1973; Kabela and Kaiser 2017), and thus, as we will show, also for treebasedness of a network.

Next, another graph theoretic concept we will consider are *chordal* graphs. Recall that a graph is called chordal if all cycles of length four or more have a chord, i.e. an edge that connects two vertices of the cycle which are not adjacent in the cycle (Diestel 2017, p. 135). We will call a phylogenetic network chordal if its underlying graph is chordal.

Finally, recall that in graph theory, if a (multi)graph G can be converted into another (multi)graph G' by a sequence of vertex deletions, edge deletions and suppression of degree 2 vertices, G' is called a *topological subgraph* of G (cf. Grohe et al (2011)). Note that in a multigraph, parallel edges and so-called loops, i.e. edges from a vertex to itself, are allowed (as opposed to simple graphs, where these two concepts are excluded). In the present manuscript,

we will consider a restricted version of topological subgraphs. In particular, we call a (multi)graph G' a *restricted topological subgraph* of a (multi)graph G , if G' can be converted into G by a sequence of the following operations:

1. Delete a leaf (and its incident edge).
2. Suppress a vertex of degree 2.
3. Delete one copy of a multiple edge, i.e. if $e_1 = e_2 \in E(G)$, delete e_2 .
4. Delete a loop, i.e. if $e = \{u, u\} \in E(G)$, delete e .

Note that G' is in this case also a topological subgraph as the above operations are restricted versions of the respective operations which lead to topological subgraphs: deleting a leaf is a special kind of vertex deletion, and the deletion of a multiple edge or of a loop are special types of edge deletions.

3 Reducing phylogenetic networks to related graphs

In the following, we will introduce three ways to reduce phylogenetic networks to graphs, which will play a crucial role in what follows.

Leaf cutting: Let N^u be a phylogenetic network on taxon set X with at least three nodes, at least two of which are leaves, i.e. $|V(N^u)| \geq 3$, $|X| \geq 2$. Let G be the graph resulting from deleting all leaves labelled by X from $V(N^u)$ and their incident edges. (Note that this may result in some vertices of degree 2 and – e.g. if N^u is a tree – even new leaves not labelled by X , which we do *not* remove). We call the graph resulting from this procedure the *leaf cut graph* of N^u and denote it by $\mathcal{LCUT}(N^u)$. An illustration of the described procedure is depicted in Figure 2.

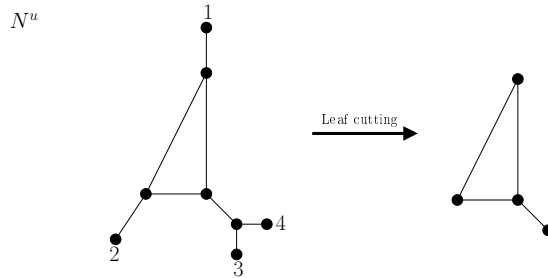


Fig. 2 Network N^u on labelset $X = \{1, 2, 3, 4\}$ and the graph resulting from the leaf cutting procedure. Note that this procedure results in one new leaf not labeled by X .

Based on the leaf cutting procedure, we can define a special class of phylogenetic networks, namely so-called \mathcal{H} -connected networks, which will be of interest later on (e.g. in Section 4.2).

Definition 1 Let N^u be a proper phylogenetic network on leaf set X with $|X| \geq 2$ such that $\mathcal{LCUT}(N^u)$ is Hamilton connected. Then, N^u is called an \mathcal{H} -connected network.

We can now turn to a second network reduction procedure, namely to the leaf shrinking procedure.

Leaf shrinking: Let N^u be a phylogenetic network with at least three nodes, at least two of which are leaves, i.e. $|V(N^u)| \geq 3$, $|X| \geq 2$. We shrink N^u to a smaller graph by constructing restricted topological subgraphs as described in Section 2, i.e. we delete leaves, suppress vertices of degree 2 and delete a copy of parallel edges or loops, if applicable (i.e. as long as a restriction operation is still possible, we apply it). We call a graph resulting from this procedure the *leaf shrink graph of N^u* and denote it by $\mathcal{LS}(N^u)$.

Based on the leaf shrinking procedure, we can again introduce a special class of phylogenetic networks, namely so-called *edgebased* phylogenetic networks (cf. Figure 4). We will elaborate on edgebased phylogenetic networks in Section 4.1.

Definition 2 Let N^u be a proper phylogenetic network with $|V(N^u)| \geq 3$ and $|X| \geq 2$. If the leaf shrink graph $\mathcal{LS}(N^u)$ is a single edge, N^u is called *edgebased*. Else, N^u is called *non-edgebased*.

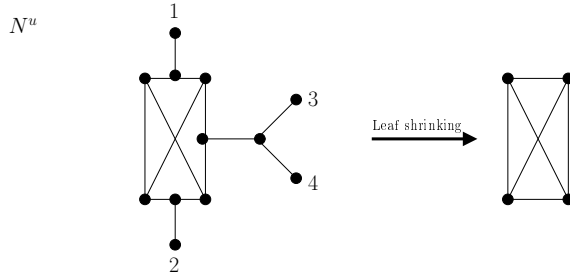


Fig. 3 Network N^u on labelset $X = \{1, 2, 3, 4\}$ and the graph resulting from the leaf shrinking procedure. At first, leaves 1, 2, 3 and 4 are deleted, resulting in a graph with one new leaf without label, which is subsequently removed. Afterwards, all resulting degree 2 vertices are suppressed.

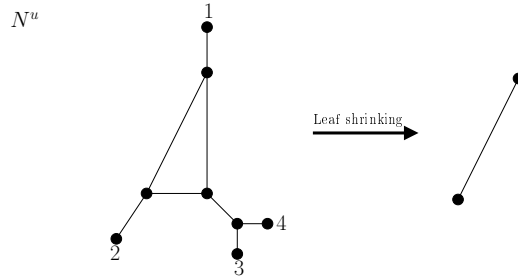


Fig. 4 Network N^u on labelset $X = \{1, 2, 3, 4\}$ and the graph resulting from the leaf shrinking procedure, which is an edge. At first, leaves 1, 2, 3 and 4 are deleted, resulting in a graph with one new leaf without label (cf. Figure 2). Then, this new leaf is removed as well, which results in a triangle. Now, one vertex of degree 2 is suppressed and the parallel edge is deleted resulting in one single edge. Thus, N^u is called edgebased. Note that this graph resulting from the leaf shrinking procedure differs from the graph resulting from the leaf cutting procedure depicted in Figure 2.

The last network reduction procedure that we want to introduce is the so-called *leaf connecting* procedure.

Leaf connecting: Let N^u be a phylogenetic network that is not a tree¹ on taxon set X with at least two leaves, i.e. $|X| \geq 2$. Then, we turn N^u into a graph without nodes of degree 1 as follows: First of all, as a pre-processing step, as long as there exists an internal vertex v of N^u such that there is more than one leaf attached to v , delete all but one of the leaves adjacent to v . If this results in $\deg(v) = 2$, suppress v . Note that this can only happen if v is adjacent to only one inner vertex of N^u and at least two leaves. In particular, this implies that suppressing v cannot lead to parallel edges (cf. Figure 5, where in the pre-processing step vertex x is suppressed).

Note that this pre-processing step may have to be repeated several times, but does not influence the property of a network being treebased or not. If a network is treebased, there exists a base tree that in particular covers all leaves attached to some vertex v . By deleting all but one of them and suppressing resulting degree 2 vertices, we obtain a base tree for the pre-processed network. Conversely, given a base tree for a pre-processed network, we can obtain a base tree for the original network by subdividing edges (if necessary) and adding leaves to these attachment points or to existing vertices of the base tree.

After the pre-processing step, we continue as follows:

- Select two leaves x_1 and x_2 (if they exist). We call their respective attachment points u_1 and u_2 , respectively. Delete x_1 and x_2 as well as edges $\{x_1, u_1\}$ and $\{x_2, u_2\}$ and add an edge $e := \{u_1, u_2\}$. If this edge is a parallel edge, i.e. if there is another edge \tilde{e} connecting u_1 and u_2 , add two more nodes a and b and replace e by two new edges, namely $e_1 := \{u_1, a\}$ and $e_2 := \{a, u_2\}$. Similarly, replace \tilde{e} by two new edges, namely $\tilde{e}_1 := \{u_1, b\}$

¹ Note that for a tree, the pre-processing step would always result in a single edge.

and $\tilde{e}_2 := \{b, u_2\}$. Last, add a new edge $\{a, b\}$.

Repeat this procedure until no pair of leaves is left.

- If there is one more leaf x left in the end, remove x and, if its attachment point u then has degree 2, suppress u . If this results in two parallel edges, say $e = \{y, z\}$ and $\tilde{e} = \{y, z\}$, re-introduce u on edge e and add a new vertex a to the graph, delete \tilde{e} and introduce two new edges $\tilde{e}_1 := \{y, a\}$ and $\tilde{e}_2 := \{a, z\}$. Last, add an edge $\{u, a\}$.

Note that the order in which the leaves are joined may alter the resulting graph. So if $|X| > 2$, there might be more than one graph that can be achieved from N^u in this manner. We refer to the set of such graphs as $\mathcal{LCON}(N^u)$. Two illustrations of this concept are given in Figures 5 and 6, respectively.

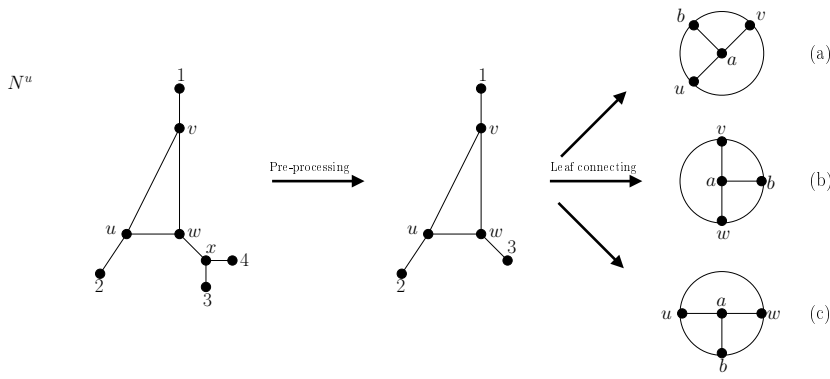


Fig. 5 Network N^u and the graphs resulting from the leaf connecting procedure. First, according to the pre-processing phase of the leaf connecting procedure, leaf 4 is deleted from the network because x is adjacent to two leaves. Then, x has degree 2 and thus needs to be suppressed. Then, first a pair of leaves is chosen and removed from the network, before the last leaf is removed (for (a), first leaves 1 and 2 were removed, followed by leaf 3; for (b), first leaves 1 and 3 were removed, followed by leaf 2 and for (c), first leaves 2 and 3 were removed, followed by leaf 1). Note that the graphs depicted in (a), (b) and (c) are isomorphic. Thus, here $\mathcal{LCON}(N^u)$ consists of a single graph (in general, $\mathcal{LCON}(N^u)$ can consist of several graphs; as an example see Figure 6). Note, however, that the graph in $\mathcal{LCON}(N^u)$ differs from the graphs obtained from the leaf cutting and leaf shrinking procedure (cf. Figures 2 and 4). Moreover, note that even though new vertices (a and b) were introduced, the total number of vertices of the graph in $\mathcal{LCON}(N^u)$ did not increase compared to N^u or even compared to N^u after the pre-processing step.

To summarize, *leaf cutting*, *leaf shrinking* and *leaf connecting* are three different procedures to reduce a phylogenetic network to related graphs. In general, the resulting graphs differ from each other. However, all of them lead to sufficient criteria for treebasedness, which we will introduce in the following. We start with considering of *edgebased* phylogenetic networks in more detail.

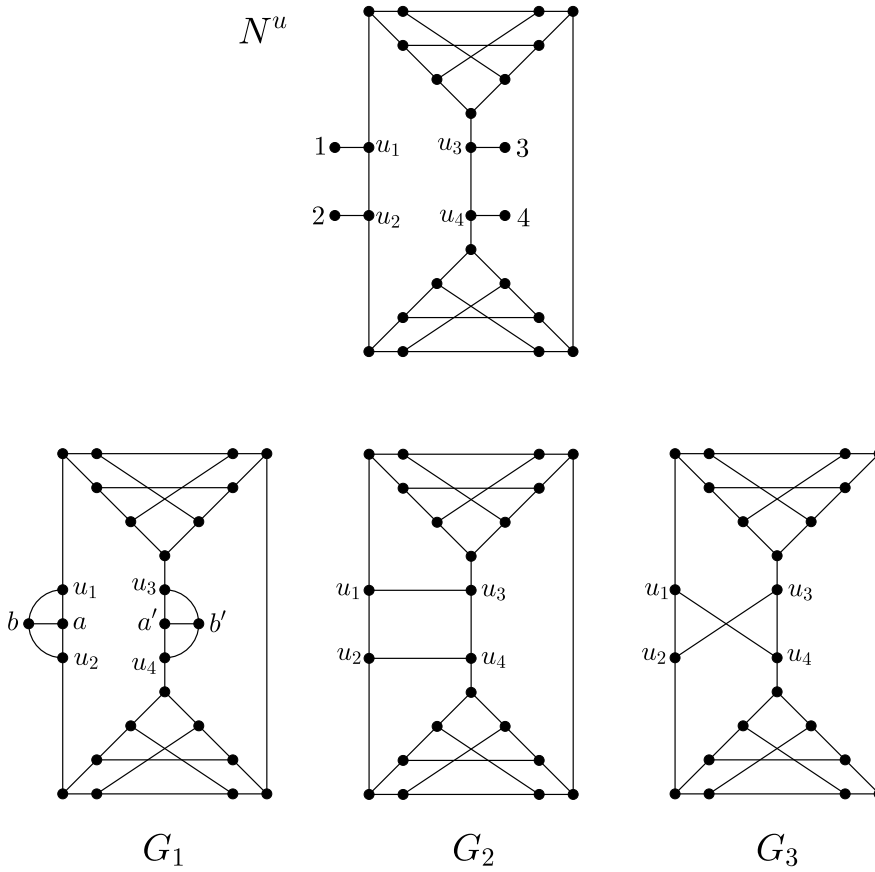


Fig. 6 Network N^u (adapted from Fischer et al (2018)) and the set $\mathcal{LCON}(N^u)$ resulting from the leaf connecting procedure. G_1 is obtained by deleting leaves 1, 2 and 3, 4 and connecting their attachment points respectively, while G_2 is obtained by connecting leaves 1, 3 and 2, 4 and G_3 is obtained by connecting leaves 1, 4 and 2, 3. Note that in case of G_1 , 4 vertices (a, b, a', b') have to be introduced in order to prevent the graph from becoming a multigraph. For G_2 and G_3 this step is not necessary. Note, however, that in any case the number of vertices of a graph in $\mathcal{LCON}(N^u)$ cannot increase compared to N^u , because in each step 2 leaves are deleted and at most 2 new nodes are created.

4 Classes of treebased networks

Deciding whether an unrooted phylogenetic network is treebased or not is generally NP-complete (cf. Francis et al (2018)). So for practical purposes, it would be useful to know some sufficient properties that can be checked in polynomial time and which assure that a given network is indeed treebased (even if these criteria are not necessary). In this section, we will introduce a class of unrooted phylogenetic networks which are guaranteed to be treebased, namely edgebased networks. While edgebasedness can be checked in polynomial time,

we will additionally mention other classes of networks which are also guaranteed to be treebased, but are based on properties like being Hamiltonian or Hamilton connected. However, while it is generally hard to check these properties (cf. Karp (1972)), graphs with these properties have been extensively studied, which is why such properties link phylogenetic network theory to classical graph theory. Moreover, various graphs are already known to be Hamiltonian or Hamilton connected (cf. eg. Wilson (1988); Rahman and Kaykobad (2005); Zhao et al (2007) and Hu et al (2005); Alspach (2013)). Therefore, these properties might help to further enhance the understanding of phylogenetic networks.

4.1 Edgebased networks

We now state the first main theorem of this section, which shows that all edgebased networks (cf. Definition 2) are also treebased.

Theorem 1 *Let N^u be a proper phylogenetic network on leaf set X with $|X| \geq 2$ and consider $\mathcal{LS}(N^u)$. If N^u is edgebased, i.e. if $\mathcal{LS}(N^u)$ consists of two vertices connected by an edge, then N^u is also treebased.*

Note that the converse does not hold: Figure 3 for example shows a treebased network N^u that is not edgebased.

Proof (Theorem 1) Let N^u be an edgebased network and let the graph $\mathcal{LS}(N^u)$ (which consists of two vertices connected by an edge) be denoted by H . Let us consider each step of creating H from N^u , and let us take all these steps backwards, i.e. let us re-build N^u from H by duplicating edges, introducing nodes of degree 2 on edges, adding new nodes to the multigraph and connecting these new unconnected nodes with existing nodes via new edges. Note that whenever an edge is duplicated, it will eventually be used to add a node of degree 2 to it or its parallel edges (this must happen, because the parallel edges are not present in N^u , as N^u is a simple graph, so eventually, they must be turned into different edges by edge subdivision). Moreover, whenever a degree 2 vertex is added somewhere, it will eventually be connected with a *new* node. This is because it is not allowed to connect any existing nodes (as this would imply deleting an arbitrary edge between two nodes in the leaf shrinking procedure, which is not allowed), and it cannot remain a degree 2 vertex in N^u , because N^u is a phylogenetic network and thus has no such vertex. We can then construct a spanning tree T for N^u iteratively as follows (for an illustration see Figure 7).

- The edge of H is contained in T .
- Whenever a vertex w of degree 2 is added to an edge that has so far not been contained in T , i.e. when an edge $\{u, v\}$ of G is replaced by new edges $\{u, w\}$ and $\{w, v\}$, in order to cover w but prevent cycles, we add *one* of these new edges to T .

- Whenever a previously unconnected node is connected via a new edge, in order to cover this new node, we add the new edge to T , too.
- Whenever an edge of G , which is already in T , is subdivided by a new degree 2 vertex, we keep both resulting edges in T .

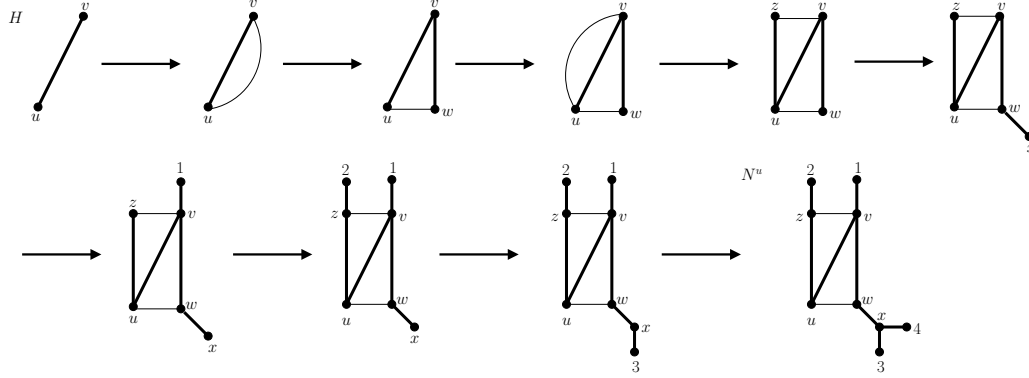


Fig. 7 Process of reconstructing the support tree of an edgebased network N^u . First, T contains only edge $\{u, v\}$. After introducing a parallel edge, a new vertex w of degree 2 is added and T is extended by edge $\{v, w\}$. After the introduction of a second parallel edge, a new vertex z of degree 2 is added. z is connected to T via edge $\{u, z\}$. Note that we do not use edge $\{v, z\}$ at this point in order to prevent vertex u from becoming a leaf in T . Afterwards, vertex x is added via introducing edge $\{w, x\}$ to T . Similarly, leaves 1, 2, 3 and 4 are added.

Clearly, this construction yields a tree that covers all nodes of N^u . So any such T is a spanning tree of N^u . However, we still need to argue why T has no leaves other than N^u . Note that all leaves that are newly added are immediately reached by precisely one edge. However, if a node is added that is ultimately no leaf in N^u , it will eventually be connected to a subsequently arising new node by another edge, which will again be contained in T . So no new node in this procedure keeps degree 1 in T if it is not a leaf of N^u . Thus, the only danger is that T might contain one extra leaf resulting from the original edge $\{u, v\}$ in H . This could theoretically happen if u and v are inner nodes of N^u , but one of them is a leaf of T (note that they cannot both be leaves of T except if N^u does not contain any other nodes, in which case T is a support tree, so there is nothing to show). So assume u is an inner node of N^u but a leaf in T . Being an inner node of N^u must mean that the edge $\{u, v\}$ was duplicated during the process of going from H to N^u or that a new node was attached to u . However, if a new node had been attached to u , this new edge would be contained in T , so u would not be a leaf of T . So on the entire path from H to N^u , no new node was ever connected to u , but it is still an inner node of N^u . This must mean that the edge $\{u, v\}$ was duplicated – and not only once! Otherwise, u would have degree 2 in N^u , which is not allowed. So this edge was duplicated at least twice, and on each of these new

copies, eventually new nodes must have been added (because N^u does not contain any parallel edges, the only purpose of adding them must be to add degree 2 vertices on them as attachment points for new nodes later on). So if u has degree 1 in T but degree at least 3 in N^u , this must mean that all these new degree 2 vertices added to parallel edges of $\{u, v\}$ must have been connected to v and none of them to u . We avoid this technicality as follows: If the first edge is duplicated multiple times this necessarily leads to at least two new non-adjacent degree 2 vertices a and b which are both adjacent to u and v . We then enforce that one of them gets connected to u and one of them to v . So we will add edges $\{u, a\}$ and $\{v, b\}$ rather than $\{v, a\}$ and $\{v, b\}$. This ensures that in T , all inner nodes of N^u are also inner nodes. So in total, T is a spanning tree of N^u and does not induce any new leaves. This means that T is a support tree for N^u and thus N^u is treebased. This completes the proof.

We remark that we can check in polynomial time if a network N^u is edge-based or not. In fact, it can easily be seen that checking whether a network is edgebased or not can be done in quadratic time (i.e. in $\mathcal{O}(n^2)$, where n is the number of vertices of the network). This is due to the fact that the order of restriction operations does not matter, which we state in the following theorem.

Theorem 2 *Let G be a (multi)graph with at least two nodes. Let H be a simple graph consisting only of two nodes and one connecting edge. Then, H is a restricted topological subgraph of G if and only if all sequences of the restriction operations (i.e. leaf deletion, suppression of a degree 2 node, deletion of one copy of a parallel edge, deletion of a loop) starting at G eventually lead to H .*

The proof of this theorem requires the following lemmas.

Lemma 1 *Let H be a simple graph consisting only of two nodes and one connecting edge. Let G be a (multi)graph with vertex set $V(G)$ and edge set $E(G)$ such that H is a restricted topological subgraph of G . Let G' result from G by precisely one of the following operations:*

1. *Choose a node $u \in V(G)$, introduce a new node x and an edge $\{u, x\}$ ('Add leaf x ').*
2. *Choose an edge $e \in E(G)$ and subdivide it into two edges by introducing a new degree 2 vertex ('Add a degree 2 vertex').*
3. *Choose an edge $e \in E(G)$ and add a copy e' of e to $E(G)$.*
4. *Choose a node $u \in V(G)$ and add a loop, i.e. add edge $e = \{u, u\}$ to $E(G)$.*

Then, H is also a restricted topological subgraph of G' .

Proof We can convert G' into G by undoing the respective operation. Then, because G can be reduced to H , so can G' (using the conversion to G as a first step and adding the sequence that converts G to H). This completes the proof.

The proofs of the following two lemmas can be found in the appendix.

Lemma 2 *Let H be a simple graph consisting only of two nodes and one connecting edge. Let G be a connected (multi)graph with vertex set $V(G)$ and edge set $E(G)$. Let G' result from G by deleting one loop. Then, H is a restricted topological subgraph of G if and only if H is a restricted topological subgraph of G' .*

Lemma 3 *Let H be a simple graph consisting only of two nodes and one connecting edge. Let G be a connected (multi)graph with vertex set $V(G)$ and edge set $E(G)$. Let G' result from G by deleting one copy of a parallel edge. Then, H is a restricted topological subgraph of G if and only if H is a restricted topological subgraph of G' .*

The last two lemmas immediately lead to the following corollary, which plays a fundamental role in the proof of Theorem 2.

Corollary 1 *Let G be a multigraph and let G' be its underlying simple graph. Let H be the simple graph consisting of two nodes and one edge connecting them. Then, H is a restricted topological subgraph of G if and only if H is a restricted topological subgraph of G' .*

Proof G' is like G but without parallel edges and without loops. Now if G' has H as a restricted topological subgraph, by repeatedly applying Lemma 1, so does G . On the other hand, if G has H as a restricted topological subgraph, by repeatedly applying Lemmas 2 and 3, so does G' . This completes the proof.

We are finally in a position to prove Theorem 2.

Proof (Theorem 2) If all sequences of the four allowed restriction operations lead to a single edge, H is by definition a restricted topological subgraph of G , so there is nothing to show.

Now assume that there exist graphs which have H as a restricted topological subgraph, but which also have a restricted topological subgraph that does *not* have H as a restricted topological subgraph. We take a minimal graph with this property in terms of the number of nodes. So we assume that G has H as a restricted topological subgraph, but that there exists a restricted topological subgraph G' of G which does not have H as a restricted topological subgraph, and that there is no other graph with this property with fewer nodes than G . Due to Corollary 1, we may assume that G has no loops and no parallel edges.

We now consider the reduction of G to G' . As G has no parallel edges and no loops, the first step on the way from G to G' must be the deletion of a leaf or the suppression of a degree 2 vertex. Moreover, the resulting graph G'' after one step must already be such that H is not a restricted topological subgraph: Otherwise, G'' would also have G' as a restricted topological subgraph (as it is on the path from G to G'), it would have H as a restricted topological subgraph and it would have strictly fewer nodes than G , which would contradict the minimality of G .

Let us now consider G'' . So G'' can be reached from G by deleting a leaf x or suppressing a node u of degree 2, and while H is a restricted topological subgraph of G , it is not of G'' . Moreover, we consider \tilde{G} , which shall be a graph that can be reached from G within one step (i.e. after performing one restriction operation) on the way from G to H . As \tilde{G} has H as a restricted topological subgraph, and as \tilde{G} has strictly fewer nodes than G , we know that *all* restricted topological subgraphs of \tilde{G} have H as a restricted topological subgraph.

We now consider the case that a leaf x has been deleted on the way from G to G'' . Note that x is also present in \tilde{G} , as by some other restriction operation, x cannot be affected. So now we delete x from \tilde{G} to obtain a graph \hat{G} , which has H as a restricted topological subgraph. By Lemma 1, we can undo the step that has been done on the way from G to \hat{G} , i.e. we can re-add the leaf that has been deleted or the suppressed degree 2 vertex to \hat{G} , and the resulting graph – which, by the way, is precisely G'' – has H as a restricted topological subgraph. This is a contradiction to the construction of G'' .

If, on the other hand, a degree 2 vertex u has been suppressed on the way from G to G'' , then either u is still present as a degree 2 vertex in \tilde{G} , or u is a leaf in \tilde{G} (if a leaf adjacent to u has been deleted). In the first case, i.e. if u still has degree 2 in \tilde{G} , we can suppress u in order to obtain a graph \hat{G} , which has H as a restricted topological subgraph. By Lemma 1, we can undo the step that has been done on the way from G to \hat{G} , i.e. we can re-add the leaf that has been deleted or the suppressed degree 2 vertex to \hat{G} , and the resulting graph – which, by the way, is precisely G'' – has H as a restricted topological subgraph. This is a contradiction to the construction of G'' .

So the only remaining case is the case that a degree 2 vertex u has been suppressed on the way from G to G'' , and u is a leaf in \tilde{G} . However, this can only be the case if a leaf x adjacent to u has been deleted on the way from G to \tilde{G} . But if u is a degree 2 vertex adjacent to a leaf, then deleting the leaf and its incident edge is equivalent to suppressing u , i.e. the resulting graphs G'' and \tilde{G} are isomorphic. This is illustrated by Figure 8. Thus, as H is a restricted topological subgraph of \tilde{G} , it is also of G'' , but this contradicts the construction of G'' .

Therefore, all cases lead to a contradiction, which shows that no such graphs can exist. This completes the proof.

To summarize, edgebased networks are always treebased and, more importantly, it can be checked in polynomial time whether a network is edgebased or not, as all sequences of restriction operations eventually lead to a single edge. This implies that the order of restriction operations does not matter.

Additionally note that in order to check the edgebasedness of a network, we can make use of the fact that a network can be seen as a “blobbed” tree (cf. Gusfield and Bansal (2005)), i.e. as a tree with blobs as vertices (cf. p. 3). In particular, we have the following decomposition statement, which is the final statement of this section.

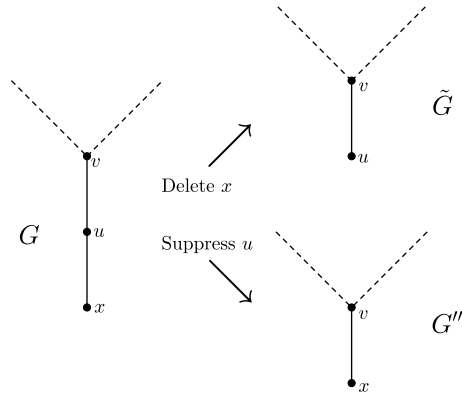


Fig. 8 Two isomorphic graphs \tilde{G} and G'' that are constructed from G by either deleting leaf x or suppressing node u .

Proposition 1 *Let N^u be a proper unrooted phylogenetic network with at least two leaves. Then, N^u is edgebased if and only if every non-trivial blob of N^u is edgebased.*

Proof First of all note that if N^u contains only trivial blobs, it is a tree and is therefore trivially edgebased. Thus, we now consider the case that N^u contains at least one non-trivial blob. If N^u is edgebased, then all non-trivial blobs of N^u are also necessarily edgebased. If there was a non-trivial blob of N^u with a restricted topological subgraph that cannot be reduced to an edge, this subgraph would also be contained as a restricted topological subgraph in N^u , which means that N^u would have a restricted topological subgraph that cannot be reduced to a single edge. However, due to Theorem 2 *all* restricted topological subgraphs of N^u must have a single edge as a restricted topological subgraph, so this is a contradiction.

If, on the other hand, all non-trivial blobs of N^u are edgebased, then we can show inductively that N^u is edgebased. If N^u contains only one non-trivial blob, there is nothing to show. Now assume that we know the statement is true for all networks with at most m non-trivial blobs, and let N^u contain $m + 1$ non-trivial blobs. We now make use of the fact that N^u must contain a cut edge $e = \{a, b\}$ whose removal results in two connected components, each containing at least one non-trivial blob. We denote these components by N_a^u and N_b^u and assume that a is contained in N_a^u and b is contained in N_b^u . We now re-introduce the cut edge $\{a, b\}$ to both components by attaching a new leaf a to N_b^u and b to N_a^u , respectively. Now, without loss of generality, we first consider N_a^u . As N_a^u contains less or equal than m non-trivial blobs it is edgebased by the inductive hypothesis. In particular, by Lemma 7 in the Appendix we can reduce it to its leaf edge $e = \{a, b\}$. Similarly, as N_b^u contains less or equal than m blobs it is also edgebased and can be reduced to its leaf edge $e = \{a, b\}$. In total, this implies that N^u can be reduced to edge $e = \{a, b\}$. In particular, N^u is edgebased. This completes the proof.

4.2 Other networks that are guaranteed to be treebased

After having thoroughly analyzed edgebased networks, we will now turn to other classes of networks that are guaranteed to be treebased by using some classic graph theoretical arguments.

Theorem 3 *Let N^u be a proper phylogenetic network on leaf set X with $|X| \geq 2$, and consider the graph $\mathcal{LCUT}(N^u)$ as well as the set $\mathcal{LCON}(N^u)$ as defined in Section 3. Then, the following statements hold:*

1. *If N^u contains two leaves x and y with attachment points u and v , respectively, such that the edge $\{u, v\}$ is contained in the edge set of N^u and such that there is a path in N^u from u to v visiting all inner nodes of N^u , then N^u is treebased.*
2. *If N^u is an \mathcal{H} -connected network (i.e. if $\mathcal{LCUT}(N^u)$ is Hamilton connected), then N^u is treebased.*
3. *If there is a graph G in $\mathcal{LCON}(N^u)$ such that G is Hamiltonian and contains a Hamiltonian cycle which uses an edge of G which is not contained in N^u and which did not result from deleting the last leaf in case $|X^r|$ is odd (where X^r denotes the reduced leaf set of N^u after a potential pre-processing step), then N^u is treebased.*
4. *If there is a graph G in $\mathcal{LCON}(N^u)$ such that G is Hamiltonian and such that at least two new nodes, say a and b , had to be added when connecting the attachment points u and v of two leaves x and y during the construction of G in order to prevent parallel edges, then N^u is treebased.*

Note that the converse of this theorem does not hold: Figure 9 shows that the converse of the first part of Theorem 3 does not hold, because it depicts a treebased network that does not contain a path from one attachment point of a leaf to any other one which visits all inner nodes. Note that such a path would imply a Hamiltonian path from one leaf to another one (when disregarding the remaining leaves), which does not exist.

Moreover, Figure 2 shows an example of a treebased network for which $\mathcal{LCUT}(N^u)$ is not Hamilton connected. This implies that the second part of Theorem 3 cannot be converted.

Figure 6 shows an example of a treebased network for which there is no G in $\mathcal{LCON}(N^u)$ such that $\mathcal{LCON}(N^u)$ is Hamiltonian. Neither G_1 , G_2 or G_3 in $\mathcal{LCON}(N^u)$ contain a Hamiltonian cycle. So conditions three and four stated by Theorem 3 are also sufficient, but not necessary.

Moreover, before we turn our attention to the proof of the theorem, we want to mention that concerning $\mathcal{LCON}(N^u)$, the exact order in which the leaves are connected can play a fundamental role. Figure 10 shows a phylogenetic network (based on the famous Petersen graph) which is treebased, and two different graphs in $\mathcal{LCON}(N^u)$. However, only one of them is Hamiltonian, while the other one is not, because the Petersen graph is non-Hamiltonian (see for example properties of the Petersen graph in the “House of graphs” database (graph ID 660); Brinkmann et al (2013)).

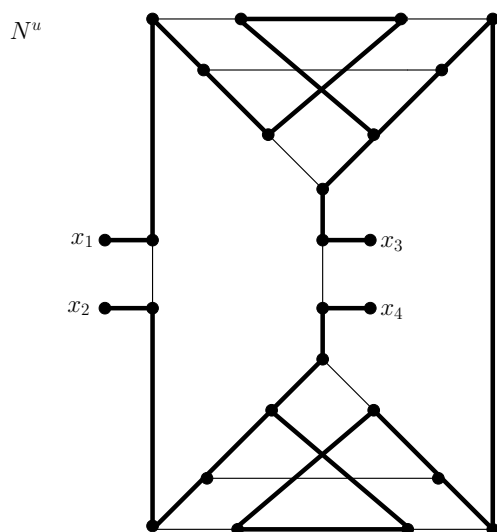


Fig. 9 Binary treebased unrooted phylogenetic network N^u on $X = \{x_1, x_2, x_3, x_4\}$. The corresponding support tree is highlighted in bold. $N^u - x_i$ is not treebased for $i = 1, \dots, 4$, because there is no spanning tree in $N^u - x_i$ whose leaf set is equal to $X \setminus \{x_i\}$ (Figure taken from Fischer et al (2018)).

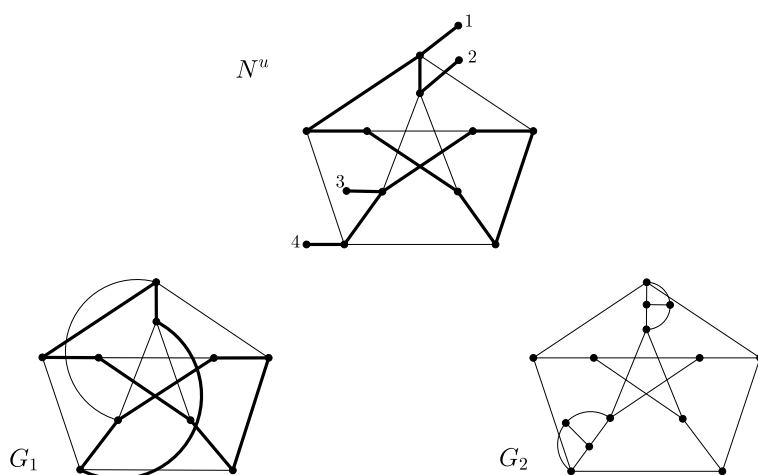


Fig. 10 Treebased network N^u (support tree depicted in bold) that is based on the Petersen graph. G_1 and G_2 are both in $\mathcal{LCCN}(N^u)$, but only G_1 is Hamiltonian (a Hamiltonian cycle is depicted in bold).

We now prove Theorem 3.

Proof (Theorem 3)

1. If N^u contains two leaves x and y with attachment points u and v , respectively, such that the edge $\{u, v\}$ is contained in the edge set of N^u and such that there is a path in N^u from u to v visiting all inner nodes of N^u , then we can construct a support tree T for N^u as follows: take the path from u to v visiting all inner nodes of N^u and add all leaves of N^u together with their pending edges to it. As all attachment points of leaves are contained in the path already (as this path visits all inner nodes), now that we re-introduced all leaves, T indeed covers all nodes of N^u . As we did not add the edge $\{u, v\}$, there is no cycle. In total, T is a spanning tree of N^u . Moreover, its leaf set must coincide with N^u : All leaves of N^u are at the same time leaves of T (as a degree 1 node of N^u naturally also has degree 1 in T). Moreover, all nodes on the path from u to v have degree at least 2, except for u and v . But as u and v were attachment points of leaves, after re-attaching those, they now also have degree at least 2 in T . So T cannot have any leaves that are not leaves of N^u . So T is a support tree of N^u and thus N^u is treebased.
2. Let N^u be a \mathcal{H} -connected network, i.e. let $\mathcal{LCUT}(N^u)$ be Hamilton connected. Consider any two leaves x and y of N^u and their respective attachment points, say u and v . As $\mathcal{LCUT}(N^u)$ is Hamilton connected, there is a Hamiltonian path from u to v in $\mathcal{LCUT}(N^u)$. We now consider this path in N^u and extend it by all pending edges of all leaves. This leads to a tree T that covers all inner nodes on the original path from u to v and all leaves as they were re-attached. There indeed cannot be any cycles as the Hamiltonian path itself has no cycle and as adding leaves, which are of degree 1, cannot create cycles. Thus, T is a spanning tree of N^u . Moreover, the leaf set of T coincides with that of N^u : All nodes on the path from u to v except for u and v have degree 2 before re-attaching their leaves. u and v have degree 1 in the path, but their leaves x and y also got re-attached, so in the final tree, they have degree 2. Therefore, the only degree 1 nodes in T are the leaves of N^u . Thus, T is a support tree and N^u is treebased.
3. Now let us assume that there is a G in $\mathcal{LCON}(N^u)$ such that G contains a Hamiltonian cycle that uses at least one of the edges that N^u does not contain, i.e. that were introduced when turning N^u into G . Consider such a graph G and such a Hamiltonian cycle. Note that as this cycle covers all nodes of G , it in particular covers all nodes to which the leaves of N^u are attached. Moreover, it also covers all nodes of G that are not in N^u , namely precisely the nodes of type a and b that may have been added during the construction of G to prevent parallel edges. We will now turn this cycle into a support tree of N^u as follows.
 - If no new nodes were added when G was constructed, this particularly implies that no connection of leaves led to parallel edges. However, as N^u has at least two leaves, at least one edge of G is not an edge of N^u . By assumption, such an edge $\{u, v\}$ is covered by the Hamiltonian

cycle of G which we are considering. Then we consider the same cycle in N^u , but break the edge $\{u, v\}$ in order to get an acyclic tree. This path tree has only two nodes of degree 1, namely u and v . But as the edge $\{u, v\}$ was added during the construction of G , it must imply that both u and v are leaf attachment points in N^u . Now we re-attach all leaves in order to turn this path tree into a tree T whose only leaves are the leaves of N^u (because now the degrees of both u and v are at least 2) and which by construction covers all nodes of N^u . So T is a support tree of N^u and therefore N^u is treebased.

- If there is a pair of nodes a and b that had to be added to G when it was constructed in order to prevent parallel edges between, say, u and v , we continue with constructing a support tree T as follows: First, all edges of the cycle in G that were already present in N^u are considered. Moreover, except for one fixed pair a and b that was added to prevent parallel edges, for all other such pairs a' , b' between nodes u' and v' , say, as we do not have edges $\{u', a'\}$, $\{a', b'\}$ and $\{b', v'\}$ in N^u , we remove them. (Note that up to permuting the names of u' and v' , these edges must be contained in the Hamiltonian cycle as otherwise it could not cover a' and b'). Instead add to T the corresponding edge $\{u', v'\}$, which must be contained in N^u as otherwise, a' and b' would not have been added during the construction of G . Also, if the number of leaves of N^u is odd (after a potential pre-processing step), this means that during the construction of G , there may have been another node added, say a'' , for the last leaf x with attachment point w , again to prevent parallel edges between, say, u'' and v'' . If this is the case, we must have edges $\{u'', v''\}$, $\{x, w\}$, $\{u'', w\}$ and $\{w, v''\}$ in N^u . Note that G does not contain $\{x, w\}$ and $\{u'', v''\}$, but instead $\{w, a''\}$, $\{u'', a''\}$, $\{a'', v''\}$. In order to cover a'' and w , the Hamiltonian cycle we consider must contain the edge $\{w, a''\}$ and either the pair $\{u'', a''\}$ and $\{w, v''\}$, or the pair $\{v'', a''\}$ and $\{w, u''\}$. In either case, u'' and v'' are covered by the Hamiltonian cycle in G such that one path between them visits only a'' and b'' , while the other one covers all other nodes of G . So for T , we keep edge $\{u'', v''\}$ as a replacement for the path containing a'' and b'' , and additionally add edges $\{x, w\}$ and $\{u'', w\}$ in order to re-attach leaf x . Subsequently, we re-attach all other leaves of N^u .

Last, we have to deal with our fixed pair a and b . As before, these two nodes can only be covered by the Hamiltonian cycle of G if u and v are connected via one path visiting all nodes of G except u and v , and by one path only using a and b . However, the existence of a and b implies that there is an edge $\{u, v\}$ in N^u . For T , we do *not* consider this edge, i.e. we do not translate it from the Hamiltonian cycle of G into N^u . This way, when we delete a and b (which we have to as they are not present in N^u), u and v will be connected via one path visiting all inner nodes of N^u , but as the edge $\{u, v\}$ is not contained in T , T is acyclic. Moreover, by construction, T covers all nodes of N^u . As it was created from a Hamiltonian cycle, it is clear that all nodes along this cycle have

degree at least 2 in T , except for u and v , which is where we broke the cycle. However, as u and v are attachment points of leaves, they have degree at least 2 in T as well. So in total, all inner nodes of N^u are inner nodes of T , too, and so T is a support tree of N^u and N^u is treebased.

4. Now assume $G \in \mathcal{LCON}(N^u)$ is Hamiltonian and that G contains two nodes a and b which were added when joining two leaf attachment points u and v when constructing G from N^u . As we have seen before, in order to cover a and b , the Hamiltonian cycle must contain a path from u to v only visiting a and b (and another path from u to v visiting all other nodes of G). So the edge $\{a, b\}$ must be used. That N^u is treebased now follows from Part 3 of this theorem.

This completes the proof.

We are now in the position to show that some classes of phylogenetic networks are treebased due to well-known graph theoretical properties.

Corollary 2 *Let N^u be a proper unrooted phylogenetic network with at least two leaves and such that $\mathcal{LCUT}(N^u)$ is not Hamiltonian and such that there is a graph G in $\mathcal{LCON}(N^u)$ which is a 10-tough chordal graph. Then, N^u is treebased.*

Proof We know from Kabela and Kaiser (2017) that every 10-tough chordal graph is Hamiltonian. Thus, G is Hamiltonian. However, as $\mathcal{LCUT}(N^u)$ is not Hamiltonian, the cycle in G must use edges that are not contained in N^u . Thus, N^u is treebased by Theorem 3(3). This completes the proof.

Note that while Corollary 2 implies a connection between chordal graphs and treebasedness, not all chordal graphs are treebased. This can be seen in Figure 11. However, we will now prove that such a scenario cannot happen when N^u is binary.

Theorem 4 *Let N^u be a proper unrooted phylogenetic network with at least two leaves. Then, if N^u is binary and chordal, N^u is edgebased (and thus, by Theorem 1, also treebased).*

Proof Let N^u be a proper unrooted phylogenetic network with at least two leaves, such that N^u is binary and chordal. If N^u is a tree, there is nothing to show, because N^u is trivially edgebased and thus treebased by Theorem 1. Thus, now assume that N^u is not a tree. This implies that N^u has to contain at least one non-trivial blob (if it only contained trivial blobs, N^u would be a tree).

By Lemma 1, it now suffices to consider one such non-trivial blob of N^u , which we denote by G . As G is a non-trivial blob, this means that G has no cut edges and no leaves; in particular, G only has nodes of degree 2 and 3, and as N^u has leaves, the existence of a degree 2 vertex u in G is guaranteed. Moreover, G is still chordal (as the deletion of leaves cannot destroy chordality).

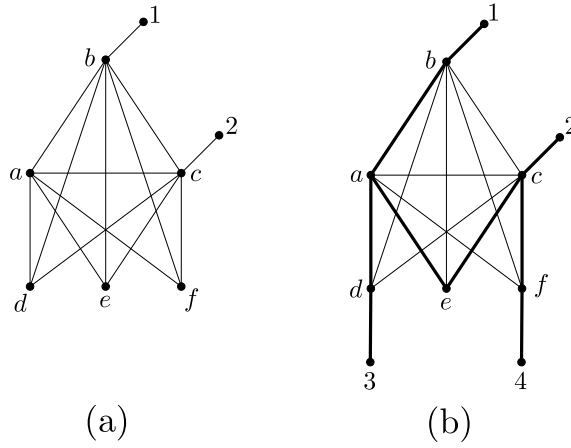


Fig. 11 (a) Chordal graph that – considered as an unrooted non-binary phylogenetic network – is not treebased, because there is no Hamiltonian path between 1 and 2. (b) Attaching at least two more leaves to either d , e or f produces a treebased network (the support tree is depicted in bold).

Now note that in the given chordal graph, *every* node belongs to a triangle by Lemma 8 in the Appendix. Therefore, this applies also to u , so u and its neighbors v and w form a triangle.

So we have a chordal graph, in which all nodes have degree at least 2 and at most 3, and we have one node u of degree 2, which belongs to a triangle uvw . We now repeat the following procedure:

First we suppress u . As v and w are adjacent (they belong to the triangle uvw), this causes a parallel edge $e = \{v, w\}$. Deleting this parallel edge will strictly decrease the degrees of v and w . Thus, if the degrees of v and w were both 2 before the deletion of the parallel edge, we now get two new leaves. However, in this case, the edge $e = \{v, w\}$ is the only edge left, and thus, N^u is edgebased. Else, if either v or w (or both) have degree 2 after the deletion of the parallel edge, we re-name this node (or one of them, respectively) to u . Again, as the current graph is still chordal (we did not increase the cycle length of any cycle), the new node u of degree 2 belongs to a triangle, whose suppression causes a parallel edge and so forth. So we can repeat this procedure, which is depicted by Figure 12, until only one edge remains. This completes the proof.

Remark 1 A generalization of chordal graphs are so-called *perfect* graphs (also known as *Berge* graphs), where a perfect graph is a graph G such that neither G nor its complement \bar{G} contain an odd cycle of length ≥ 5 . An interesting question is whether the result of all binary chordal networks being edgebased (Theorem 4) generalizes to binary perfect networks. If we only consider $\mathcal{LCUT}(N^u)$ this is not necessarily the case, as there are networks N^u such that $\mathcal{LCUT}(N^u)$ is binary and perfect, but not edgebased (cf. Figure 13).

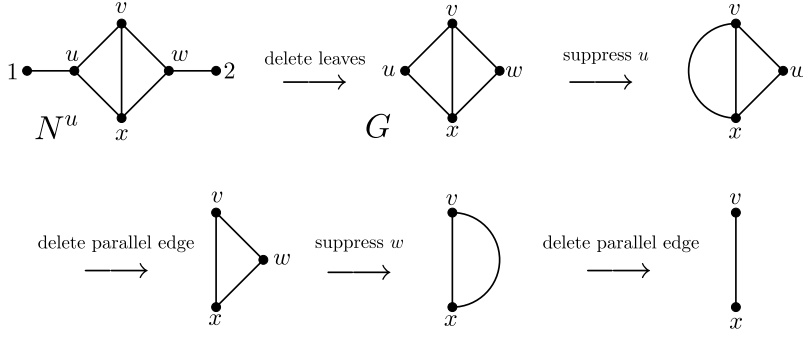


Fig. 12 Proper unrooted phylogenetic network N^u (consisting of one non-trivial blob and two trivial blobs (leaves)) that is binary and chordal. After deleting its leaves, it can be reduced to a single edge by a sequence of vertex suppression and edge deletion operations. First, we consider the triangle uvx and suppress u . This results in a parallel edge between v and x , which gets deleted. Then, the triangle $vw x$ is considered and w is suppressed. Deleting the resulting parallel edge between v and x leads to a single edge. This implies that N^u is edgebased.

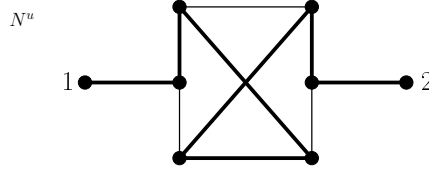


Fig. 13 Proper phylogenetic network such that $\mathcal{LCUT}(N^u)$ is a binary and perfect graph. N^u is treebased (the support tree is highlighted in bold), but not edgebased.

4.3 Relationships between different classes of treebased networks

In the previous sections we have introduced a variety of networks that are guaranteed to be treebased, ranging from edgebased networks to \mathcal{H} -connected ones. We conclude this section by analyzing the relationships between these classes.

Figure 14 shows a Venn diagram of different classes of proper phylogenetic networks in connection with treebasedness.

If the intersection of different classes of such networks is non-empty, Figure 14 contains representative examples. To summarize, we have

- There exist proper phylogenetic networks that are treebased (e.g. Figure 6 in Fischer et al (2018)).
- Not all proper phylogenetic networks are treebased (e.g. Figure 7 in Fischer et al (2018)).
- All proper phylogenetic networks that are edgebased are treebased (cf. Theorem 1).
- All proper phylogenetic networks that are binary and chordal, are edgebased and thus also treebased (cf. Theorem 4).

- Proper phylogenetic networks that are chordal, are not necessarily tree-based (cf. Figure 11).
- Proper phylogenetic networks that are \mathcal{H} -connected, are treebased (cf. Theorem 3, Part 2).

Note, however, that the intersection of networks that are at the same time edgebased, \mathcal{H} -connected, and non-chordal is empty. This is due to the fact that such networks do not exist. We will explain this subsequently (cf. Remark 2). Moreover, even if the network *is* chordal, the classes of \mathcal{H} -connected and edgebased networks have only a very small overlap, as we will show in the following (cf. Theorem 5).

So they are indeed very different types of networks. We will subsequently fully characterize their overlap, i.e. we will describe which phylogenetic networks are \mathcal{H} -connected and edgebased. In particular, we will show that they are all chordal. We start with the following theorem.

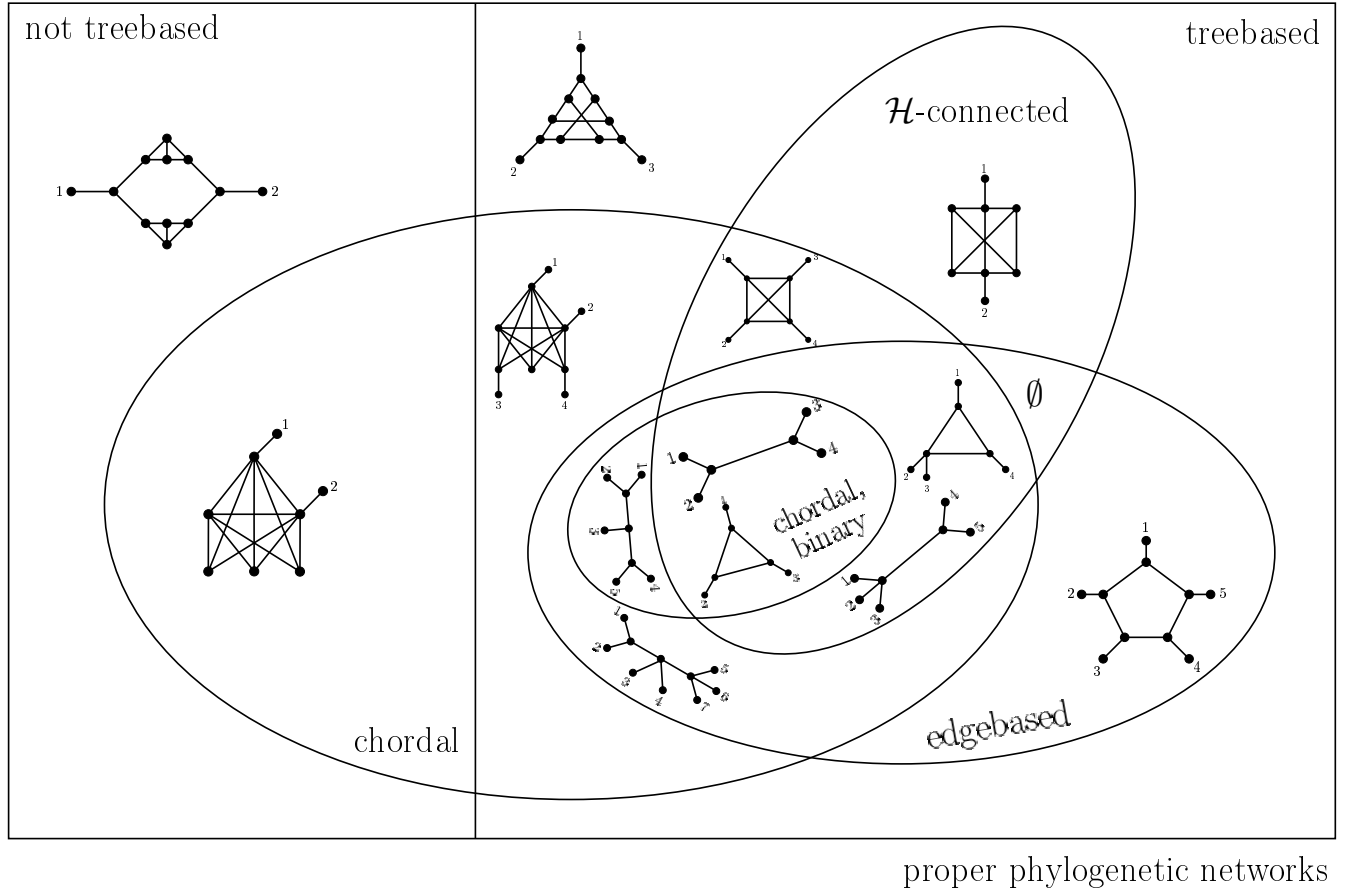


Fig. 14 Venn diagram of different classes of proper phylogenetic networks and their connection to treebasedness.

Theorem 5 *Let N^u be an edgebased and \mathcal{H} -connected phylogenetic network. Then, $\mathcal{LCUT}(N^u)$ contains less than four nodes.*

Remark 2 This theorem actually shows that there are no edgebased, \mathcal{H} -connected and non-chordal phylogenetic networks, because non-chordal networks require a cycle of length at least four (without a chord) and thus at least four nodes in \mathcal{LCUT} .

Before we can prove Theorem 5, we need two more lemmas.

Lemma 4 *Let N^u be an \mathcal{H} -connected phylogenetic network such that $\mathcal{LCUT}(N^u)$ consists of more than just one edge. Then, $\mathcal{LCUT}(N^u)$ contains no cut vertices and no cut edges.*

Proof Let N^u be an \mathcal{H} -connected phylogenetic network such that $\mathcal{LCUT}(N^u)$ consists of more than just one edge. Assume $\mathcal{LCUT}(N^u)$ contains a cut vertex

v . As v is a cut vertex, there are at least two more nodes u and w which get disconnected by the removal of v . So the only paths from u to w in $\mathcal{LCUT}(N^u)$ are all via v . This implies that there cannot be a Hamiltonian path from u to v , because any sequence of nodes starting at u and going via w (and possibly other nodes) to v would visit v at least twice. Thus, if N^u contains cut vertices, N^u is not \mathcal{H} -connected, which is a contradiction.

On the other hand, if $\mathcal{LCUT}(N^u)$ contains a cut edge $e = \{u, v\}$, this implies that u and v are cut vertices. So again, this leads to a contradiction. This completes the proof.

Lemma 5 *Let $G = (V, E)$ be a Hamilton-connected graph with at least 4 vertices. Then for all $v \in V$ we have $\deg(v) > 2$.*

Proof First note that in a Hamilton-connected graph, there are clearly no isolated vertices, i.e. $\deg(v) > 0$ for all $v \in V$. Moreover, there cannot be any nodes of degree 1 in G , because by the same arguments used in the proof of Lemma 4, G cannot contain a cut edge (but each edge incident to a leaf would be a cut edge). So we conclude $\deg(v) > 1$ for all $v \in V$. So now let u, v, w be in V such that $\deg(v) = 2$ and u and w are the two neighbors of v in G , and let x denote some other vertex in V , which must exist as $|V| \geq 4$. Now there is no path from u to w visiting both v and x , because all vertex sequences from u to w via x contain either u or w twice. So this is a contradiction, as G is Hamilton-connected. This completes the proof.

We are now in the position to prove Theorem 5.

Proof (Theorem 5) Assume the statement is wrong, i.e. assume there exists a phylogenetic network N^u which is \mathcal{H} -connected and edgebased and such that $\mathcal{LCUT}(N^u)$ contains at least four nodes. As N^u is \mathcal{H} -connected, by Lemma 5, $\mathcal{LCUT}(N^u)$ contains no vertices of degree at most 2 because it by assumption contains at least four nodes. We now consider $\mathcal{LS}(N^u)$. When we create $\mathcal{LS}(N^u)$ from $\mathcal{LCUT}(N^u)$ (note that we can go from N^u to $\mathcal{LS}(N^u)$ via $\mathcal{LCUT}(N^u)$ as the order of restriction operations does not matter due to Theorem 2), there are no degree 2 vertices to suppress. Moreover, there are no parallel edges, because if $\mathcal{LCUT}(N^u)$ contained parallel edges, so would N^u , which contradicts the definition of a phylogenetic network. Additionally, there can also be no leaves as this would imply degree 1 vertices (which cannot exist due to Lemma 5). So there is no leaf to suppress, no degree 2 vertex and no parallel edge – in other words, $\mathcal{LS}(N^u) = \mathcal{LCUT}(N^u)$ as there is nothing to shrink. As $|V(\mathcal{LCUT}(N^u))| \geq 4$, this implies $|V(\mathcal{LS}(N^u))| \geq 4$, which shows that N^u cannot be edgebased. This is a contradiction. Therefore, the assumption was wrong and such a network cannot exist. This completes the proof.

Next we want to characterize all cases in which a phylogenetic network is \mathcal{H} -connected and edgebased. We will show that the number of networks in this class is in fact very small – in fact we can fully characterize their \mathcal{LCUT} graphs.

Theorem 6 *Let N^u be an \mathcal{H} -connected and edgebased phylogenetic network. Then, one of the following two cases holds:*

- *N^u is a tree with at most one inner edge, i.e. $\mathcal{LCUT}(N^u)$ consists of either only one node or one edge.*
- *N^u contains precisely one cycle, and this cycle is a triangle, and $\mathcal{LCUT}(N^u)$ consists only of this triangle.*

In particular, N^u is chordal.

Proof Let N^u be an \mathcal{H} -connected and edgebased phylogenetic network. By Theorem 5, $\mathcal{LCUT}(N^u)$ contains at most 3 vertices. We now distinguish two cases:

- If $|V(\mathcal{LCUT}(N^u))| \leq 2$, then N^u is clearly a tree (because the at most two vertices of $\mathcal{LCUT}(N^u)$ cannot form a cycle) with at most one inner edge (because there is at most one edge in $\mathcal{LCUT}(N^u)$ as there are at most two vertices). So in this case, the first case of the theorem holds.
- Now suppose that $|V(\mathcal{LCUT}(N^u))| = 3$. Then we are clearly not in the first case of the theorem. Now assume that the three vertices u, v and w of $\mathcal{LCUT}(N^u)$ do not form a cycle. As $\mathcal{LCUT}(N^u)$ is connected, this implies that u, v and w form a path, i.e. $\mathcal{LCUT}(N^u)$ contains precisely two edges, say $e_1 = \{u, v\}$ and $e_2 = \{v, w\}$. Then, both e_1 and e_2 are cut edges, as their removal would disconnect u and w . But as N^u is \mathcal{H} -connected, $\mathcal{LCUT}(N^u)$ does not contain any cut edges due to Lemma 4. So this is a contradiction. So the three vertices u, v and w must form a triangle. As there cannot be a further node in $\mathcal{LCUT}(N^u)$, this completes the proof.

So by Theorem 6 we know that *all* \mathcal{H} -connected and edgebased phylogenetic networks are chordal, and that all of them either have a single node, a single edge or a triangle as their \mathcal{LCUT} graph. However, note that the number of networks with these properties is not restricted, because arbitrarily many leaves can be attached to such \mathcal{LCUT} graphs.

5 Discussion

The main aim of the present manuscript was to link treebasedness of phylogenetic networks a bit more to classical graph theory, in particular to the theory of Hamiltonian or Hamilton connected graphs. The close links of treebased networks to these well-studied graphs allow for sufficient criteria that make a network treebased, even if none of these criteria is necessary. We are sure that future research will establish even more links between Hamiltonicity of graphs and treebasedness of phylogenetic networks. Furthermore, as more and more classes of graphs are e.g. discovered to be Hamilton connected (see e.g. Hu et al (2005); Alspach (2013)), this will deliver more and more known graphs that lead to treebased networks.

However, none of these links to classical graph theory leads to classes of networks for which treebasedness can be efficiently checked, as the mentioned graph theoretical counterparts of treebasedness, e.g. testing if a graph is Hamiltonian, are known to be NP-complete (cf. Karp (1972)). Therefore, we additionally introduced the sufficient criterion of edgebasedness, which can be efficiently verified. In this regard, edgebased phylogenetic networks form a class of treebased networks that can easily be found. We, for example, showed that all unrooted, binary, chordal phylogenetic networks are edgebased. As mentioned in Remark 1, an interesting question is whether this result generalizes to other classes of proper phylogenetic networks, e.g. to binary, perfect ones.

We concluded our study with analyzing the relationships between the classes of treebased networks presented in this manuscript and summarized them in Figure 14. Again, we are sure that future research will characterize more and more classes of treebased networks, adding to our results.

Acknowledgement

We wish to thank Clemens A. Fischer for helpful discussions concerning chordal graphs. The third and fifth author also thank the state Mecklenburg-Western Pomerania for the Landesgraduierten-Studentship. Moreover, the second author thanks the University of Greifswald for the Bogislaw-Studentship and the fifth author thanks the German Academic Scholarship Foundation for a studentship.

References

- Alspach B (2013) Johnson graphs are Hamilton-connected. *Ars Mathematica Contemporanea* 6:21 – 23
- Brinkmann G, Coolsaet K, Goedgebeur J, Mélot H (2013) House of graphs: A database of interesting graphs. *Discrete Applied Mathematics* 161(1-2):311–314, DOI 10.1016/j.dam.2012.07.018
- Chvátal V (1973) Tough graphs and hamiltonian circuits. *Discrete Mathematics* 5(3):215–228, DOI 10.1016/0012-365X(73)90138-6
- Diestel R (2017) *Graph Theory*. Springer
- Fischer M, Galla M, Herbst L, Long Y, Wicke K (2018) Non-binary treebased unrooted phylogenetic networks and their relations to binary and rooted ones. URL <https://arxiv.org/abs/1810.06853>, [arXiv:1810.06853](https://arxiv.org/abs/1810.06853)
- Francis A, Steel M (2015) Which phylogenetic networks are merely trees with additional arcs? *Systematic Biology* 64(5):768–777, DOI 10.1093/sysbio/syv037, URL <http://dx.doi.org/10.1093/sysbio/syv037>
- Francis A, Huber KT, Moulton V (2018) Tree-based unrooted phylogenetic networks. *Bulletin of Mathematical Biology* 80(2):404–416, DOI 10.1007/s11538-017-0381-3, URL <https://doi.org/10.1007/s11538-017-0381-3>
- Gambette P, Berry V, Paul C (2012) Quartets and unrooted phylogenetic networks. *Journal of Bioinformatics and Computational Biology* 10(04):1250,004, DOI 10.1142/S0219720012500047, pMID: 22809417
- Grohe M, Kawarabayashi Ki, Marx D, Wollan P (2011) Finding topological subgraphs is fixed-parameter tractable. In: *Proceedings of the Forty-third Annual ACM Symposium on Theory of Computing*, ACM, New York, NY, USA, STOC '11, pp 479–488, DOI 10.1145/1993636.1993700, URL <http://doi.acm.org/10.1145/1993636.1993700>
- Gusfield D, Bansal V (2005) A fundamental decomposition theory for phylogenetic networks and incompatible characters. In: Miyano S, Mesirov J, Kasif S, Istrail S, Pevzner PA, Waterman M (eds) *Research in Computational Molecular Biology*, Springer Berlin Heidelberg, Berlin, Heidelberg, pp 217–232
- Hendriksen M (2018) Tree-based unrooted nonbinary phylogenetic networks. *Mathematical Bioscience* 302:131–138, DOI 10.1016/j.mbs.2018.06.005
- Hu Z, Tian F, Wei B (2005) Hamilton connectivity of line graphs and claw-free graphs. *Journal of Graph Theory* 50(2):130–141, DOI 10.1002/jgt.20099
- Jetten L, van Iersel L (2018) Nonbinary tree-based phylogenetic networks. *IEEE/ACM Trans Comput Biol Bioinformatics* 15(1):205–217, DOI 10.1109/TCBB.2016.2615918, URL <https://doi.org/10.1109/TCBB.2016.2615918>
- Kabela A, Kaiser T (2017) 10-tough chordal graphs are hamiltonian. *Journal of Combinatorial Theory, Series B* 122:417–427, DOI 10.1016/j.jctb.2016.07.002
- Karp RM (1972) Reducibility among combinatorial problems. In: *Complexity of Computer Computations*, Springer US, pp 85–103, DOI 10.1007/978-1-4684-2001-2_9
- Rahman MS, Kaykobad M (2005) On hamiltonian cycles and hamiltonian paths. *Information Processing Letters* 94(1):37–41, DOI 10.1016/j.ipl.2004.12.002
- Wilson R (1988) A brief history of hamiltonian graphs. In: *Graph Theory in Memory of G.A. Dirac*, Elsevier, pp 487–496, DOI 10.1016/s0167-5060(08)70484-9
- Zhao K, Lai HJ, Shao Y (2007) New sufficient condition for hamiltonian graphs. *Applied Mathematics Letters* 20(1):116–122, DOI 10.1016/j.aml.2005.10.024

6 Appendix

Lemma 2 *Let H be a simple graph consisting only of two nodes and one connecting edge. Let G be a connected (multi)graph with vertex set $V(G)$ and edge set $E(G)$. Let G' result from G by deleting one loop. Then, H is a restricted topological subgraph of G if and only if H is a restricted topological subgraph of G' .*

Proof By Lemma 1, if H is a restricted topological subgraph of G' , then it is also a restricted topological subgraph of G , so this direction is clear.

Now assume that there is a graph G such that H is a restricted topological subgraph of G , but if we delete one loop of G to obtain G' , H no longer is a restricted topological subgraph. If such (multi)graphs exist, we may consider a minimal one in terms of the number of edges. So assume that G is minimal with this property, i.e. for all (multi)graphs with fewer edges we know that if H is a restricted topological subgraph, this property still holds after the deletion of a loop.

As G has H as a restricted topological subgraph, there is a sequence of the restriction operations which converts G into H . However, there is also a loop $\{u, u\}$, whose deletion turns G into G' . So the first operation to convert G into H cannot be the deletion of this loop. So the first step is either the deletion of a leaf (together with its incident edge), the suppression of a degree 2 vertex (which ‘melts’ two edges into one), the deletion of one copy of a parallel edge or the deletion of some other loop. In all cases, we obtain a graph G'' which has fewer edges than G and which must have H as a restricted topological subgraph as it is on the path from G to H . However, as G is minimal with the property that the deletion of a loop can cause a loss of H as a restricted topological subgraph, we can delete the loop $\{u, u\}$ from G'' to obtain \tilde{G} , which again has H as a restricted topological subgraph. By Lemma 1, we can undo the first step which we took from G to G'' , i.e. we can re-add the deleted leaf or degree 2 vertex or parallel edge or loop (note that this means we convert \tilde{G} into G'), without losing the property that H is a restricted topological subgraph. Thus, H is a restricted topological subgraph of G' , which contradicts our assumption. Therefore, such graphs cannot exist, which means that the question whether H is a restricted topological subgraph of a graph G cannot depend on the loops of G . This completes the proof.

Lemma 3 *Let H be a simple graph consisting only of two nodes and one connecting edge. Let G be a connected (multi)graph with vertex set $V(G)$ and edge set $E(G)$. Let G' result from G by deleting one copy of a parallel edge. Then, H is a restricted topological subgraph of G if and only if H is a restricted topological subgraph of G' .*

Proof By Lemma 1, if H is a restricted topological subgraph of G' , then it is also a restricted topological subgraph of G , so this direction is clear.

Now assume that there is a graph G such that H is a restricted topological subgraph of G , but if we delete a copy of a parallel edge of G to obtain G' , H no longer is a restricted topological subgraph. If such (multi)graphs exist, we may consider a minimal one in terms of the number of edges. So assume that G is minimal with this property, i.e. for all (multi)graphs with fewer edges we know that if H is a restricted topological subgraph, this property still holds after the deletion of a parallel edge.

As G has H as a restricted topological subgraph, there is a sequence of the restriction operations which converts G into H . However, there is also an edge e of which multiple copies exist, such that the deletion of e turns G into

G' . So the first operation to convert G into H cannot be the deletion of e . Thus, the first step is either the deletion of a leaf (together with its incident edge), the suppression of a degree 2 vertex (which ‘melts’ two edges into one), the deletion of one copy of a parallel edge other than e or the deletion of a loop. In all cases, we obtain a graph G'' which has fewer edges than G and which must have H as a restricted topological subgraph as it is on the path from G to H . However, as G is minimal with the property that the deletion of a parallel edge can cause a loss of H as a restricted topological subgraph, if e is contained in G'' , we can delete one copy of e from G'' to obtain \tilde{G} , which again has H as a restricted topological subgraph. By Lemma 1, we can now undo the first step which we took from G to G'' , i.e. we can re-add the deleted leaf or degree 2 vertex or parallel edge or loop (note that this means we convert \tilde{G} into G') to \tilde{G} , without losing the property that H is a restricted topological subgraph. Thus, H is a restricted topological subgraph of G' , which contradicts our assumption.

If, on the other hand, G'' does not contain e , this must imply that e disappeared on the way from G to G'' by one of the other operations. Note that a leaf deletion only affects a degree 1 vertex and its incident edge, which thus cannot be a parallel edge (else the vertex would have degree at least 2). Moreover, the deletion of a loop – even if it was parallel, i.e. even if it existed multiple times – would not cause the disappearance of an edge e which is present multiple times in G ; and neither would the deletion of another parallel edge which has nothing to do with e . So the only way for e to disappear in the first step is if there are precisely two copies of $e = \{u, v\}$ that lead to a node v which is *only* incident to these two edges e , i.e. $\deg(v) = 2$. Then, the suppression of v would lead to a loop $\{u, u\}$, and indeed no copy of e would be present in G'' . However, in this case, we know by Lemma 2 that we can delete loop $\{u, u\}$ to obtain G''' , and G''' still has H as a restricted topological subgraph. As above, we can now undo the first step (which we took from G to G'') in G''' by Lemma 1. This leads to a graph \tilde{G} , which still has H as a restricted topological subgraph. Again by Lemma 1, we can then add node v and connect it to node u with one new edge $e = \{u, v\}$. This is equivalent to introducing a new leaf and thus keeps H as a restricted topological subgraph. However, the resulting graph is G' , which means it cannot have H as a restricted topological subgraph by assumption. Therefore, this is a contradiction.

So in both cases we obtain a contradiction, which means that such graphs cannot exist. So the question whether H is a restricted topological subgraph of a graph G cannot depend on G ’s copies of multiple edges. This completes the proof.

Lemma 7 *Let N^u be a phylogenetic network with at least two leaves. Let H be the simple graph consisting of only two nodes and an edge connecting them. Then, if N^u is edgebased, we can arbitrarily choose a pending edge e of N^u (i.e. an edge incident to a leaf), such that there is a sequence of restriction operations such that N^u is transformed into a single edge and e is never deleted; i.e. e is precisely the edge we keep.*

Proof Suppose the statement is not true. This implies that there exists an edgebased phylogenetic network N^u with a leaf x and an edge $e = \{u, x\}$ leading to x such that x and thus e need to be deleted in the course of reducing N^u to H , where H as before denotes the graph consisting of two nodes connected by a single edge. However, this means that on the way of reducing N^u to H , there is a graph G which cannot be reduced any further except if x and thus e are deleted. In particular, this must mean that G contains no leaves other than x (because otherwise we could still delete this leaf, which would be a reduction), and also no degree 2 vertices, parallel edges or loops. But as G occurs on the way of reducing N^u to H , H must be a topological subgraph of G , too, so G is edgebased.

Now if G was isomorphic to H , the assumption that e cannot be preserved during the course of reducing N^u to H would be wrong (because then G would obviously only consist of vertices u and x and edge e) – so G must contain more than just one edge, i.e. at least one more edge other than e . In particular, node u adjacent to x cannot be a leaf. Thus, u is an inner node, but as G cannot be reduced without deleting e , u cannot have degree 2. So u must at least have degree 3, which means that there are at least two more nodes, say a and b , in G . Again, a and b cannot be leaves or degree 2 vertices, as otherwise a further reduction of G would be possible, but a and b can also not be adjacent to x as x is a leaf. So there must be at least one more node, say c , to ensure that $\deg(a), \deg(b) \geq 3$. So in total, there are at least four nodes other than x , namely u, a, b and c , all of which have degree at least 3, and there is only one leaf in N^u , namely x .

However, this implies that G is a phylogenetic network on leaf set $\{x\}$, as there are no parallel edges, loops or degree 2 vertices, but G is not proper, because removing e would lead to two connected components, one of which contains x , and another one which contains all other vertices but no leaf. Now by Lemma 2 in Fischer et al (2018) we have that all unrooted treebased networks are proper. This implies that G is not treebased, because G is not proper. In particular, G cannot be edgebased, because by Theorem 1 edgebasedness would imply treebasedness. This is a contradiction as we have already seen that G must be edgebased. This completes the proof.

Lemma 8 *Let $G = (V, E)$ be a simple chordal graph without cut edges and with $\deg(v) \geq 2$ for all $v \in V$. Then, for every node $v \in V$, there exist two other nodes u and w , such that u, v and w form a triangle in G , i.e. such that the edges $\{u, v\}$, $\{u, w\}$ and $\{v, w\}$ are all in E .*

Proof Let G be a chordal graph without cut edges and with $\deg(v) \geq 2$ for all $v \in V$.

First we show that every node belongs to a cycle. Assume there is a node v in V which does not belong to any cycle. As $\deg(v) \geq 2$, v has at least two neighbors a and b . Now if we remove the edge $e = \{a, v\}$, the resulting graph must still be connected, because otherwise, e would be a cut edge, but G has no cut edge. However, this must mean that there is a path P from a to v ,

which does not use edge e . Re-introducing edge e therefore closes a cycle. So indeed, v belongs to a cycle in G .

Now assume that v does not belong to a triangle. Then, v belongs to a cycle of length at least four. As G is chordal, this cycle must have a chord. So v belongs also to a smaller cycle. Recursively, this shows that v must belong to a triangle, as all cycles of length larger than three by definition of chordality have a chord. This completes the proof.