

A Machine Learning Approach to Persian Text Readability Assessment Using a Crowdsourced Dataset

Hamid Mohammadi · Seyed Hossein Khasteh

Received: date / Accepted: date

Abstract An automated approach to text readability assessment is essential to a language and can be a powerful tool for improving the understandability of texts written and published in that language. However, the Persian language, which is spoken by over 110 million speakers [3], lacks such a system. Unlike other languages such as English, French, and Chinese, very limited research studies have been carried out to build an accurate and reliable text readability assessment system for the Persian language.

In the present research, the first Persian dataset for text readability assessment was gathered and the first model for Persian text readability assessment using machine learning was introduced. The experiments showed that this model was accurate and could assess the readability of Persian texts with a high degree of confidence. The results of this study can be used in a number of applications such as medical and educational text readability evaluation and have the potential to be the cornerstone of future studies in Persian text readability assessment.

Keywords text readability · machine learning · Persian language · readability dataset

1 Introduction

With the advent of the world-wide-web, the amount of digital contents such as text is growing fast every day. One of the main properties of a text is its

H. Mohammadi
Computer Engineering Department
K. N. Toosi University of Technology
Seyed Khandan, Tehran, Tehran, Iran
E-mail: mohammadi2823@email.kntu.ac.ir

S. H. Khasteh
E-mail: khasteh@kntu.ac.ir

readability. Readability or difficulty of a text means that how understandable it is for a human reader. The massive amount of accessible text makes it hard to find those texts with a certain readability level or accurately assess the readability of available texts by a human. With that in mind, the Internet is not the only place where we need to assess the readability of a text. Readability measurement is indispensable in an education system where it can help teachers/instructors find suitable content for students to read based on their reading skills or help textbook authors to evaluate their books with regard to its suitability for the intended students. Another application of readability measurement lies in medical texts. Studies have shown that readability of a text can significantly enhance its understandability by readers [24]. By measuring the readability of educational medical contents written for patients, it is possible to ensure that it is understandable for the public. Text readability measurement has many other applications in areas such as advertising, publishing and so forth. Computers can help us to facilitate the process of text readability assessment; however, we need an accurate and reliable measure to assess text readability. Early automated text readability assessments were undertaken using readability formulae. These formulae would measure the readability of a text by the consideration of some simple properties. One of the most popular and widely used readability formulae is Flesch-Kincaid readability formula [22]. This formula measures the readability of a given text regarding the total number of words and syllables in sentences. Nonetheless, Readability formulae are corroborated not to be accurate enough through several research studies [7, 10, 18]. A more effective approach to the assessment of the text readability is to use machine learning techniques for this task. Therefore, in the recent years, several research studies have been carried out on designing and testing a text readability assessment system using machine learning techniques. One of the first studies of this kind was the work of Schwarm and Ostendorf [30], which introduced a model for English text readability assessment using machine learning approaches.

The only known method for Persian text readability assessment is the Flesch-Dayani [11] formula. Flesch-Dayani formula is a recalculated version of Flesch-Kincaid formula which makes it optimal for the Persian language.

As we mentioned earlier, the traditional approaches to text readability assessment were not accurate enough. However, no previous machine learning model is available for Persian language text readability assessment. The main reasons for the absence of such model are the lack of any text readability datasets for Persian language and likewise some differences of Persian language with other languages. In this research paper, a text readability dataset for the Persian language is gathered using a novel method. Moreover, the first machine learning model for Persian text readability assessment is designed and tested.

The structure of this paper is designed as follows: (i) We discuss the previous research studies carried out in this field (section 2); (ii) Our approach to gathering a Persian text readability dataset and its properties is proposed (section 3); (iii) the details of a machine learning model for Persian text readability

assessment is explained (section 4); (iv) Test results are presented (section 5); And (v) finally, conclusions and future research are discussed (section 6).

2 State of the Art

The previously published research studies in the field of text readability assessment for the Persian language are limited. As mentioned before, the only well-known text readability measure the Persian language is Flesch-Dayani [11] measure. This formula is shown in Eq. 1.

$$Flesch-Dayani\ Score = 0.31 - 0.846 \cdot \frac{|syllables|}{|words|} - 1.01 \cdot \frac{|words|}{|sentences|} \quad (1)$$

Other research studies of Persian text readability assessment are limited to the assessment of Persian text resources such as medical resources [5, 19] or readability evaluation of some Persian texts translated from English [23]. On the contrary, there are many research studies conducted in the field of text readability assessment for other languages such as English, French and Chinese.

Approaches to text readability assessment can be classified into two major classes: (i) traditional approaches to text readability assessment and (ii) machine learning approaches. In this respect, traditional approaches are the approaches composed of simple variables and metrics and they are easy to compute. Simply put, these approaches mostly use surface features of a text to assess its readability. In contrast, machine learning approaches are using complex and deep features alongside traditional surface features so as to extract more information from the text.

One of the earliest research studies of traditional text readability assessment is the work of Flesch [14]. Flesch published a readability measurement formula which was developed under contract to the U.S. Navy [22]. Later it was recalculated under the name of Flesch-Kincaid formula and became one of the most popular text readability measures. Currently, many popular text processing programs are using this formula as a built-in readability assessment criteria [2]. This formula is shown in Eq. 2.

$$Flesch-Kincaid\ GradeLevel = 0.39 \cdot \frac{|words|}{|sentences|} + 11.8 \cdot \frac{|syllables|}{|words|} - 15.59 \quad (2)$$

As shown in Eq. 2, the Flesch-Kincaid formula only considers the number of syllables, words, and sentences for readability assessment. Another text readability measure is Gunning Fog index [16]. This measure calculates the readability of a text by counting the number of complex words in the text, which are provided by a list of words. This formula is displayed in Eq. 3.

$$\text{Gunning-Fog Score} = 0.4 \cdot \frac{|words|}{|sentences|} + 100 \cdot \frac{|complex words|}{|words|} \quad (3)$$

Another similar formula is the Chall and Dale readability formula [8] which is shown in Eq. 4.

$$\text{Dale-Chall Readability Score} = 15.79 \cdot \frac{|difficult words|}{|words|} + 0.0496 \cdot \frac{|words|}{|sentences|} \quad (4)$$

The Chall and Dale readability formula calculates the text readability regarding the frequency of familiar words, which are provided by a list of such words. Lexile [32] is another text readability measure. Lexile was the first readability measure that applied word frequency as a feature to measure the readability of a text. Another research study which employed statistical properties of a text to predict the readability level was the work of Collins-Thompson and Callan [9]. Collins used a unigram language model to measure the text readability.

Besides the simplicity of traditional approaches, they lack the accuracy needed to reliably assess the readability of a text. The main problem of traditional approaches is that they only take into account a very limited number of features of a text to assess the readability [17, 29]. The use of a limited set of features makes these algorithms low level of accuracy. The other weakness of traditional approaches is that they need a long text to reach an accurate conclusion about the readability of a text [21]. This problem, for example, can make such approaches unable to reliably assess the readability level of texts in snippets, short chats, or other applications of short texts. Low degree of accuracy of these approaches in assessing the readability of web pages is yet another drawback of these approaches [9, 12, 28]. Generally, there are a great number of research studies which have compared the human judgment with readability formulae and have concluded that traditional assessment of text readability can have a great difference from human's evaluation [7, 10, 18].

The next class of approaches towards text readability assessment are machine learning-based approaches. Machine learning approaches outperform traditional approaches due to their intensive use of natural language processing (NLP) features and machine learning techniques [15]. Text readability assessment can be either a regression or a classification problem; however, research studies have shown that classification approaches can result in a better assessment of text readability [13].

One of the most common classifiers used in text readability assessment studies is Support Vector Machine (hereafter SVM). The reason behind this choice is that in order to accurately assess the readability of a text, many features are needed to be extracted from the text which will increase the dimensionality of the classifier's input. On top of that, SVM naturally performs better on data with high level of dimensionality compared to other classifiers such as

neural networks. With that in mind, SVM seems to be an appropriate selection with regard to text classification. The most prominent difference between the research studies on text readability assessment using machine learning techniques is the set of features that each study has used. Selecting features depends on the number of criteria such as the text's application, language, and many other parameters.

One of the first attempts to apply machine learning for text readability assessment was the works of Schwarm and Ostendorf [30] and Petersen and Ostendorf [28]. They used statistical language models, average sentence length, the average number of syllables per word, parse features, and some other features to train and test their classification model. They also used some traditional readability scores such as Flesch-Kincaid readability score as an input for their model. Other studies such as the work of Kate et al. [20] used syntactical features of text to assess its readability, which augmented the accuracy of the assessment. Cohesive features were used in other research studies undertaken by Sung et al. [33] and Vajjala and Meurers [37]. However, a recent study has demonstrated that a simpler feature like word frequency can be more significant than cohesive features on improving the text readability assessment results [35].

Despite the traditional approaches, machine learning approaches can be applied for short texts. Models designed by Vajjala and Meurers [37] and Stajner et al. [31] are capable of assessing the readability of texts as short as a single sentence.

Another machine learning approach to text readability assessment is the ranking-based approach. In this approach, instead of classifying the text into some readability classes, a classifier is trained to compare two texts and then decide which text is more readable than the other. Having used this classifier as a comparison function, the rank-based approach sorts out all texts in a text collection according to their readability, which can be more useful for some applications. Some examples of recent research studies which introduce ranking-based machine learning models for text readability assessment are the works of Tanaka-Ishii et al. [34], Ma et al. [25] and Vajjala and Meurers [36]. This research paper tends to introduce a machine learning approach toward assessing the text readability for Persian text.

3 Dataset

As mentioned in section 2, no research studies were available for Persian text readability assessment. Therefore, a Persian dataset for text readability assessment is collected in order to use machine learning to automate the Persian text readability assessment. The dataset is collected as a multi-class dataset to be applicable for classification models due to better performance of classification models compared to regression models [13].

There are two major approaches to text readability dataset collection. The first approach is to use texts labeled by text readability experts. And the sec-

ond approach is to crowdsource the information needed for a text readability dataset. This research study selects the crowdsource approach due to the fact that it is more accessible and it can reflect the real readability of Persian texts as the labels have been determined by a vast number of Persian speakers. These labels are the Persian voters' opinion about the readability of the questioned Persian text.

The texts for the dataset have gathered from various sources and belong to different topics. Some of the texts are gathered from Persian websites such as [fa.wikipedia](http://fa.wikipedia.org), beytoote.com, koodakan.org, tebyan.net, akhlagh.porsemani.ir, dastanak.com, shahrekhavar.ir, and zoomit.ir. Some texts are gathered from several Telegram¹ messenger channels such as Sedanet, Vivaphilosophy, and Filmosophy. And finally, this research study selects some texts from several Persian books (e.g. Akhlagh Naseri by Nasir al-Din al-Tusi, Tarikh-e Jahangosha-ye Joveini by Ata Malik Joveini, Kelileh o Demneh by Ibn al-Muqaffa, and Gulistan by Saadi Shirazi). These texts cover various topics such as news, children stories, novels, sports, history, science, philosophy and so forth.

In order to gather readability information from Persian speakers, Telegram messenger platform is selected. Telegram is an open-source cross-platform messenger which is popular among Iranians. In addition to a vast number of Telegram users in Iran, Telegram messenger is capable of hosting third-party chatbots. In order to gather information for text readability dataset, a Telegram chatbot is designed. This chatbot asks Telegram users about Persian texts' readability and requests users to express their opinions about the readability of those texts. The user can submit his/her opinion by choosing among three options namely; easy, medium and hard readability. Three levels of readability are chosen since a higher number of classes might confuse the user to select the appropriate readability level. This is due to the fact that it is not possible to set a clear and understandable definition for each readability level. Fewer readability levels are not suitable because the readability information collected from users would not be adequate to build a machine learning model for text readability assessment that can have useful applications in the real world. The number of unfamiliar or complex words, grammatical complexity, text and sentence length, overall understandability and some other criteria are introduced to chatbot users and users are asked to evaluate the readability of texts using these criteria. After designing and implementing such chatbot, the bot has been published in some popular Telegram channels so that Persian users can interact with the chatbot. Chatbot users are composed of two groups. The first group is initial collaborators, who are undergraduate college students. The second group is public Telegram users of different ages, genders, and levels of education. In order to avoid human errors and malicious users, the bot is designed to gather at least three labels for each text from different users. Labels are gathered in about three months. Some pieces of information regarding the collected dataset is shown in Table 1.

¹ Telegram.org

Table 1 Statistics of the gathered persian text readability dataset.

| Property | Value |
|--|--------------------------|
| Total number of texts in the dataset | 12780 |
| Total number of collaborators | 400 |
| Average number of texts labeled by each collaborator | 127 |
| Average number of labels per text | 3.5 |
| Average text length | 37 words, 173 characters |
| Total number of labels gathered | 45368 |
| Portion of easy labels | 54 percent |
| Portion of medium labels | 32 percent |
| Portion of hard labels | 14 percent |

Such texts with more than 80 percent agreement on their labels between voters are selected and used to test a Persian text readability assessment model which is represented in section 4.

4 Proposed Approach

One of the fundamental steps of designing and implementing a machine learning model is to find and select suitable features. The aim of the present research is to design a machine learning model to automate the text readability assessment for the Persian language. The Persian language belongs to Indo-European language family Persian is also called Farsi. One of the distinguishing properties of Farsi is the intensive use of prefix and postfix. This means that different meanings can be derived by adding a prefix or postfix to a word it is. The Persian language has also very loose grammatical rules. It is through expressing the same meaning by multiple and different order of words. These properties make Persian a bit different from other languages. In order to create an effective machine learning model for Persian text readability assessment, the features should be carefully selected. Firstly, an initial list of possible features is collected from the other related secondary resources. Then, all the collected features are implemented and likewise, top features are selected as the final list of features used in this research study. The final list of features is demonstrated in Table 2.

In Table 2, word N-gram is a sequence of words with the length of N and character N-gram is a sequence of characters with the length of N.

Another statistical model used in this research study is N-gram which is a part-of-speech model. In order to design such model, firstly, a version of Hamshahri Persian corpus [6] is created in which every word has been replaced by its part-of-speech tag. Then, a word N-gram model is created from the modified Hamshahri corpus. To calculate the average N-gram part of speech frequency of a text, it is the present research replaces each word with its part-of-speech tag and then uses the previously created N-gram part-of-speech model to calculate the frequency of each N-gram.

All statistical language models are build using Hamshahri Persian corpus (Ta-

Table 2 The list of used features.

| Feature |
|---|
| Average length of sentences in the text |
| Variance of sentences length in the text |
| Average length of sentences in the text |
| Variance of words length in the text |
| Average word n-gram model frequency (n = 1 to 5) |
| Average character n-gram model frequency (n = 1 to 5) |
| Variance of word n-gram model frequency (n = 1 to 5) |
| Variance of character n-gram model frequency (n = 1 to 5) |
| Number of sentences in the text |
| Number of words in the text |
| Number of characters in the text |
| Number of unique words in the text |
| Entropy (number of unique words divided by total number of words) |
| Average of n-max unigram model frequency words (n = 1 to 5) |
| Average of n-min unigram model frequency words (n = 1 to 5) |
| Percentage of each part of speech tagged words to the total number of words |
| Average n-gram part of speech model frequency (n = 1 to 5) |
| Variance of n-gram part of speech model frequency (n = 1 to 5) |
| User reading ability |

ble 2). Also, part-of-speech tagging is executed by Hazm python library [1]. To achieve a higher degree of accuracy, texts have gone through a set of processes such as normalization and stopword removal in the dataset.

Furthermore, the users' reading ability is taken into account in this research study in order to increase the accuracy of predicted text readability. User reading ability is defined by the portion of easy, medium and hard texts that the user tagged from a preselected uniform set of easy, medium and hard texts. User reading ability is extracted from the information gathered from each chatbot user. Thanks to this feature, it is possible to assess the text readability regarding a certain reader by identifying the reading ability of that reader. To define a user reading ability for each data point tagged by multiple chatbot users, the average reading ability of users which labeled the text is used. To ensure that these reading ability levels are uniform, there were some pre-labeled texts in the chatbot that were asked from every chatbot user in order to determine his/her reading ability.

Because of the differences in features' scales, it is important to perform feature scaling on data points in order to increase the accuracy of the model. This task is performed by the tools available in the Scikit-learn machine learning python library [27]. The processed features and the difficulty levels, derived from the chatbot are then fed to classifiers such as support vector machine, linear support vector machine, random forest, decision tree, and Gaussian naive Bayes (hereafter GNB), which are available in Scikit-learn machine learning library. The test results are discussed in section 5.

Table 3 Classification test results using multiple classifiers.

| Classifier | Precision (train/test) | Recall (train/test) | F1-score (train/test) |
|---------------|------------------------|---------------------|-----------------------|
| SVM | 0.92 | 0.93 | 0.92 |
| | 0.89 | 0.89 | 0.89 |
| Linear SVM | 0.9 | 0.91 | 0.9 |
| | 0.9 | 0.9 | 0.9 |
| Random forest | 1 | 1 | 1 |
| | 0.88 | 0.89 | 0.88 |
| Decision tree | 1 | 1 | 1 |
| | 0.83 | 0.83 | 0.83 |
| GBN | 0.83 | 0.66 | 0.71 |
| | 0.82 | 0.63 | 0.68 |

5 Experiments

In order to test the created model, a ten-fold cross-validation technique is used. The final results are demonstrated using precision, recall, and f1-score measures. The equations for this measures are displayed in Eq. 5, Eq. 6, and Eq. 7.

$$Precision = \frac{|true\ positive|}{|true\ positive| + |false\ positive|} \quad (5)$$

$$Recall = \frac{|true\ positive|}{|true\ positive| + |false\ negative|} \quad (6)$$

$$F1-score = 2 \cdot \frac{precision \cdot recall}{precision + recall} \quad (7)$$

Where in the case of this study, if it is intended to calculate the precision, recall, and f1-score of the classifier with regard to class A, a true positive is when the classifier predicts a text belonging to class A correctly as A. False positive is when the classifier incorrectly predicts a text that belongs to other classes as a class A text. And false negative is when the classifier incorrectly predicts a text which belongs to class A as a member of other classes.

In the conducted experiments, support vector machine, linear support vector machine, decision tree, and Gaussian naive Bayes classifiers are used with default settings. Random forest classifier is used with 50 estimators. Test results are shown in Table 3. The reported precision, recall, and f1-score are weighted measures, substantiating that the total precision, recall, and f1-scores are a weighted average of each class's precision, recall, and f1-score. The weights are the number of data points in each class. Because of the unbalanced number of data points in each class in the gathered dataset (Table 1), the effect of the precision, recall, and f1-score of each class on final results are different.

Table 4 Class level test results of SVM classifier.

| Class | Precision (train/test) | Recall (train/test) | F1-score (train/test) |
|--------|------------------------|---------------------|-----------------------|
| Easy | 0.93 | 0.99 | 0.96 |
| | 0.92 | 0.98 | 0.95 |
| Medium | 0.89 | 0.59 | 0.71 |
| | 0.85 | 0.5 | 0.63 |
| Hard | 0.92 | 0.9 | 0.91 |
| | 0.84 | 0.84 | 0.84 |

As shown in Table 3, most classifiers had high precision, recall, and f1-score. Linear support vector machine outperformed other classifiers and it yielded f1-score of 0.9. This clearly showed that this model could accurately label Persian texts by their readability level. In order to have a deeper insight into the performance of the classifiers, a class level classification report of SVM classifier results is shown in Table 4.

As displayed in Table 4, the support vector machine classification model could effectively classify texts in easy and hard classes. However, the result of the medium class was different. Model's precision in medium class was high; but, its recall was lower than the recall of other classes.

To further analyze the problem of medium class recall, the features extracted from the dataset were visualized. A visualization tool from Tensorflow library [4], called Embedding Projector was used to visualize the text readability dataset. The Embedding Projector used the t-SNE [26] technique to reduce the dimensionality of a dataset. The t-SNE was applied to visualize a dataset with a high number of dimensions in a 2 or 3 dimensional space. The visualization results were shown in Figures 1 to 4.

Figure 1, blue showed easy class data points, green medium class data points, and red hard class data points. And in Figures 2 to 4, 0 displayed easy class data points, 1 medium class data points, and 2 hard class data points. As shown in Figures 1 to 4, some data points from texts in the medium class were mixed with other classes data points. The problem of low recall in medium class has not resolved in this research study; nonetheless, further studies have shown that the medium class has been highly opinion-based and has tightly depended on a reader's definition of a text with medium readability. In order to improve medium class recall, it is a more concrete definition or new features for the medium readability class are needed to capture each reader's opinion on the definition of medium class.

6 Conclusions and Future works

In this paper, two important goals were achieved namely: (i) the first Persian text readability dataset was gathered using a novel solution and (ii), the first machine learning model for Persian text readability assessment was intro-




Fig. 1 2D visualization of all data points in the text readability dataset

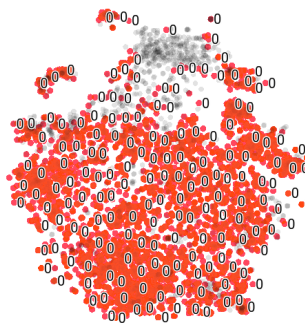


Fig. 2 2D visualization of the easy labeled data points in the text readability dataset

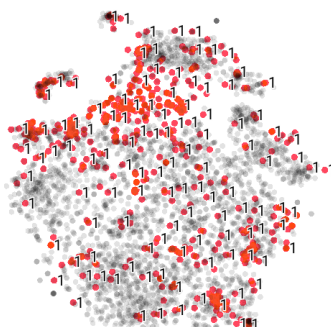


Fig. 3 2D visualization of the medium labeled data points in the text readability dataset




Fig. 4 2D visualization of the hard labeled data points in the text readability dataset

duced. The machine learning model introduced in this research study had high accuracy and could be employed in many applications such as text simplification, automated medical and educational text assessment, finding suitable content for second language learners, and so forth. Future research will focus on investigating and introducing new features in order to improve the accuracy of the proposed model. As a future research, it is possible to find new features in order to improve the accuracy of the model. On top of that, the high number of texts in the gathered dataset makes it suitable for implementation of deep learning models on text readability assessment, which could be another interesting future study.

References

1. (2017) Sobhe/hazm: python library for digesting persian text. URL <https://github.com/sobhe/hazm>, retrieved September 1, 2017

2. (2018) Fleschkincaid readability tests. URL https://en.wikipedia.org/wiki/FleschKincaid_readability_tests
3. (2018) Persian language. URL https://en.wikipedia.org/wiki/Persian_language
4. Abadi M, Agarwal A, Barham P, Brevdo E, Chen Z, Citro C, Corrado GS, Davis A, Dean J, Devin M, Ghemawat S, Goodfellow I, Harp A, Irving G, Isard M, Jia Y, Jozefowicz R, Kaiser L, Kudlur M, Levenberg J, Mané D, Monga R, Moore S, Murray D, Olah C, Schuster M, Shlens J, Steiner B, Sutskever I, Talwar K, Tucker P, Vanhoucke V, Vasudevan V, Viégas F, Vinyals O, Warden P, Wattenberg M, Wicke M, Yu Y, Zheng X (2015) TensorFlow: Large-scale machine learning on heterogeneous systems. URL <https://www.tensorflow.org/>, software available from tensorflow.org
5. Ahmadzadeh Z, Ahmadzadeh K (2015) Assessing the readability level of patient educational resources distributed in shiraz health centers by flesch dayani formula. *Journal of Modern Medical Information Sciences* 1(2):62–69
6. AleAhmad A, Amiri H, Darrudi E, Rahgozar M, Oroumchian F (2009) Hamshahri: A standard persian text collection. *Knowledge-Based Systems* 22(5):382–387, DOI 10.1016/j.knosys.2009.05.002, URL <https://doi.org/10.1016%2Fj.knosys.2009.05.002>
7. Begeny JC, Greene DJ (2013) CAN READABILITY FORMULAS BE USED TO SUCCESSFULLY GAUGE DIFFICULTY OF READING MATERIALS? *Psychology in the Schools* 51(2):198–215, DOI 10.1002/pits.21740, URL <https://doi.org/10.1002%2Fpits.21740>
8. Chall JS, Dale E (1995) Readability revisited: The new Dale-Chall readability formula. Brookline Books
9. Collins-Thompson K, Callan J (2005) Predicting reading difficulty with statistical language models. *Journal of the American Society for Information Science and Technology* 56(13):1448–1462, DOI 10.1002/asi.20243, URL <https://doi.org/10.1002%2Fasi.20243>
10. Crossley SA, Skalicky S, Dascalu M, McNamara DS, Kyle K (2017) Predicting text comprehension, processing, and familiarity in adult readers: New approaches to readability formulas. *Discourse Processes* 54(5-6):340–359, DOI 10.1080/0163853x.2017.1296264, URL <https://doi.org/10.1080%2F0163853x.2017.1296264>
11. Dayani M (2000) A criteria for assessing the persian texts readability. *Journal of Social Science and Humanities* 10:35–48
12. Feng L, Elhadad N, Huenerfauth M (2009) Cognitively motivated features for readability assessment. In: *Proceedings of the 12th Conference of the European Chapter of the Association for Computational Linguistics on - EACL '09*, Association for Computational Linguistics, DOI 10.3115/1609067.1609092, URL <https://doi.org/10.3115%2F1609067.1609092>
13. Feng L, Jansche M, Huenerfauth M, Elhadad N (2010) A comparison of features for automatic readability assessment. In: *Coling 2010: Posters*, Coling 2010 Organizing Committee, pp 276–284, URL <http://www.aclweb.org/anthology/C10-2032>

14. Flesch R (1943) Marks of readable style; a study in adult education. Teachers College Contributions to Education
15. François T, Miltsakaki E (2012) Do nlp and machine learning improve traditional readability formulas? In: Proceedings of the First Workshop on Predicting and Improving Text Readability for target reader populations, Association for Computational Linguistics, pp 49–57, URL <http://www.aclweb.org/anthology/W12-2207>
16. Gunning R (1952) The technique of clear writing
17. Hartley J (2016) Is time up for the flesch measure of reading ease? *Scientometrics* 107(3):1523–1526, DOI 10.1007/s11192-016-1920-7, URL <https://doi.org/10.1007/s11192-016-1920-7>
18. Heydari P, Riazzi AM (2012) Readability of texts: Human evaluation versus computer index. *Mediterranean Journal of Social Sciences* 3(1):177–190
19. Jabbari AA, Saghari N (2011) A comparison between the difficulty level (readability) of english medical texts and their persian translations. *International Journal of English Linguistics* 1(1), DOI 10.5539/ijel.v1n1p37, URL <https://doi.org/10.5539/ijel.v1n1p37>
20. Kate R, Luo X, Patwardhan S, Franz M, Florian R, Mooney R, Roukos S, Welty C (2010) Learning to predict readability using diverse linguistic features. In: Proceedings of the 23rd International Conference on Computational Linguistics (Coling 2010), Coling 2010 Organizing Committee, pp 546–554, URL <http://www.aclweb.org/anthology/C10-1062>
21. Kidwell P, Lebanon G, Collins-Thompson K (2011) Statistical estimation of word acquisition with application to readability prediction. *Journal of the American Statistical Association* 106(493):21–30, DOI 10.1198/jasa.2010.ap09318, URL <https://doi.org/10.1198/jasa.2010.ap09318>
22. Kincaid JP, Fishburne J, P RR, L CR, S B (1975) Derivation of new readability formulas (automated readability index, fog count and flesch reading ease formula) for navy enlisted personnel. Tech. rep., DOI 10.21236/ada006655, URL <https://doi.org/10.21236/ada006655>
23. Kolahi S, Shirvani E (2012) A comparative study of the readability of english textbooks of translation and their persian translations. *International Journal of Linguistics* 4(4), DOI 10.5296/ijl.v4i4.2737, URL <https://doi.org/10.5296/ijl.v4i4.2737>
24. Leroy G, Kauchak D, Mouradi O (2013) A user-study measuring the effects of lexical simplification and coherence enhancement on perceived and actual text difficulty. *International Journal of Medical Informatics* 82(8):717–730, DOI 10.1016/j.ijmedinf.2013.03.001, URL <https://doi.org/10.1016/j.ijmedinf.2013.03.001>
25. Ma Y, Fosler-Lussier E, Lofthus R (2012) Ranking-based readability assessment for early primary children’s literature. In: Proceedings of the 2012 Conference of the North American Chapter of the Association for Computational Linguistics: Human Language Technologies, Association for Computational Linguistics, pp 548–552, URL <http://www.aclweb.org/anthology/N12-1063>

26. Maaten Lvd, Hinton G (2008) Visualizing data using t-sne. *Journal of machine learning research* 9(Nov):2579–2605
27. Pedregosa F, Varoquaux G, Gramfort A, Michel V, Thirion B, Grisel O, Blondel M, Prettenhofer P, Weiss R, Dubourg V, Vanderplas J, Passos A, Cournapeau D, Brucher M, Perrot M, Duchesnay E (2011) Scikit-learn: Machine learning in Python. *Journal of Machine Learning Research* 12:2825–2830
28. Petersen SE, Ostendorf M (2006) Assessing the reading level of web pages. In: *Ninth International Conference on Spoken Language Processing*
29. Petersen SE, Ostendorf M (2009) A machine learning approach to reading level assessment. *Computer Speech & Language* 23(1):89–106, DOI 10.1016/j.csl.2008.04.003, URL <https://doi.org/10.1016%2Fj.csl.2008.04.003>
30. Schwarm SE, Ostendorf M (2005) Reading level assessment using support vector machines and statistical language models. In: *Proceedings of the 43rd Annual Meeting on Association for Computational Linguistics - ACL '05*, Association for Computational Linguistics, DOI 10.3115/1219840.1219905, URL <https://doi.org/10.3115%2F1219840.1219905>
31. Stajner S, Ponzetto SP, Stuckenschmidt H (2017) Automatic assessment of absolute sentence complexity. In: *Proceedings of the Twenty-Sixth International Joint Conference on Artificial Intelligence*, International Joint Conferences on Artificial Intelligence Organization, DOI 10.24963/ijcai.2017/572, URL <https://doi.org/10.24963%2Fijcai.2017%2F572>
32. Stenner AJ (1996) Measuring reading comprehension with the lexile framework.
33. Sung YT, Chen JL, Cha JH, Tseng HC, Chang TH, Chang KE (2014) Constructing and validating readability models: the method of integrating multilevel linguistic features with machine learning. *Behavior Research Methods* 47(2):340–354, DOI 10.3758/s13428-014-0459-x, URL <https://doi.org/10.3758%2Fs13428-014-0459-x>
34. Tanaka-Ishii K, Tezuka S, Terada H (2010) Sorting texts by readability. *Computational Linguistics* 36(2):203–227, DOI 10.1162/coli.2010.09-036-r2-08-050, URL <https://doi.org/10.1162%2Fcoli.2010.09-036-r2-08-050>
35. Todirascu A, François T, Bernhard D, Gala N, Ligozat AL (2016) Are cohesive features relevant for text readability evaluation? In: *26th International Conference on Computational Linguistics (COLING 2016)*, pp 987–997
36. Vajjala S, Meurers D (2014) Assessing the relative reading level of sentence pairs for text simplification. In: *Proceedings of the 14th Conference of the European Chapter of the Association for Computational Linguistics*, Association for Computational Linguistics, DOI 10.3115/v1/e14-1031, URL <https://doi.org/10.3115%2Fv1%2Fe14-1031>
37. Vajjala S, Meurers D (2015) Readability assessment for text simplification: From analysing documents to identifying sentential simplifications. *Recent Advances in Automatic Readability Assessment and Text Simplification*

165(2):194–222, DOI 10.1075/itl.165.2.04vaj, URL <https://doi.org/10.1075%2Fitl.165.2.04vaj>