

Strong- vs. weak-coupling pictures of jet quenching: a dry run using QED

Peter Arnold,¹ Shahin Iqbal,² and Tanner Rase³

¹*Department of Physics, University of Virginia,
Charlottesville, Virginia 22904-4714, U.S.A.*

²*National Centre for Physics, Quaid-i-Azam University Campus,
Shahdra Valley Road, P.O. Box No. 2141, Islamabad – 440000, Pakistan*

³*Department of Physics, University of Washington,
Seattle, Washington 98195, U.S.A.*

(Dated: April 25, 2019)

Abstract

High-energy partons ($E \gg T$) traveling through a quark-gluon plasma lose energy by splitting via bremsstrahlung and pair production. Regardless of whether or not the quark-gluon plasma itself is strongly coupled, an important question lying at the heart of philosophically different approaches to energy loss is whether the high-energy partons of an in-medium shower can be thought of as a collection of individual particles, or whether their coupling to each other is also so strong that a description as high-energy “particles” is inappropriate. We discuss some possible theorists’ tests of this question for simple situations (e.g. an infinite, non-expanding plasma) using thought experiments and first-principles quantum field theory calculations (with some simplifying approximations). The physics of in-medium showers is substantially affected by the Landau-Pomeranchuk-Midgal (LPM) effect, and our proposed tests require use of what might be called “next-to-leading order” LPM results, which account for quantum interference between consecutive splittings. The complete set of such results is not yet available for QCD but is already available for the theory of large- N_f QED. We therefore use large- N_f QED as an example, presenting numerical results as a function of $N_f\alpha$, where α is the strength of the coupling at the relevant high-energy scale characterizing splittings of the high-energy particles.

Contents

I. Introduction and Preview of Results	4
A. Overview	4
B. Overlapping Formation Times	6
C. Stopping distances	8
D. Shape of stopping distribution	12
E. Why not talk about dE/dz ?	15
F. Outline	15
II. Stopping distributions	16
A. Simplifying assumptions	16
B. More assumptions for the analysis in the main text	16
C. Integro-differential equation for the charge distribution $\rho(z)$	18
D. Warm-up: charge stopping with no logarithms	19
1. Results for moments	19
2. Measures of size of NLO correction	20
E. Charge stopping with single logarithms	22
F. Charge stopping with double logarithms, etc.	23
III. The example of large-N_f QED	24
A. The relevant diagrams	24
B. Formulas and Numerical Integrals	26
C. Results	27
IV. Renormalization scale dependence of $\Delta\ell_{\text{stop}}/\ell_{\text{stop}}^{(0)}$	27
V. Caveats for $\chi\alpha$ test of strong vs. weak-coupled splitting	29
A. Warm up / review for a single logarithm	29
B. Double logarithms	30
VI. Conclusion	31
Acknowledgments	31
A. Energy stopping distance and other generalizations	31
1. Energy deposition	31
a. $1\rightarrow 2$ splitting: single species	31
b. $1\rightarrow 2$ splitting: multiple species	33
c. $1\rightarrow 2$ and $1\rightarrow 3$ splitting	33
d. Cancellation of QCD power-law divergences	34
2. Charge deposition without assuming large N	35
B. Numerical solution for leading-order $\rho^{(0)}(z)$	36
1. Numerical Procedure	36
2. Large- \tilde{z} solution	36
3. Result	37
C. One method for charge stopping with double logarithms, etc.	37

1. Basic equations	37
2. Leading-Order Equation	39
3. Finding $P^{(\text{NLO})}$ from $P^{(0)}$	40
4. NLO corrections to moments $\langle z^n \rangle$	42
D. Limiting behavior and numerical interpolation of $d\Gamma/dx_e d\eta_e$	43
1. $2 \operatorname{Re}[d\Gamma^{(\text{subtracted})}/dx_e d\eta_e]$	43
2. $2 \operatorname{Re}[2 d\Gamma_{(f)}/dx_e d\eta_e]$	46
References	47

I. INTRODUCTION AND PREVIEW OF RESULTS

A. Overview

Consider the cartoon in fig. 1a depicting energy loss of a high-energy parton traversing a lower-energy quark-gluon plasma (QGP) produced in a relativistic heavy-ion collision. This figure and this paper focuses on the in-medium evolution, ignoring the complications of both (i) early-time initial vacuum-like radiation associated with the hard parton-level collision that scattered the high-energy parton out of the beam direction in the first place and (ii) the late-time hadronization when a high-energy parton leaves the quark-gluon plasma. Generically, energy loss of high-energy relativistic particles traveling through a medium is dominated by bremsstrahlung and pair production, as depicted by the splittings in the cartoon. In detail, this picture of energy loss implicitly assumes that the high-energy particle and its high-energy daughters and granddaughters *et cetera* may be thought of as individual particles, which in quantum field theory implies a perturbative description of the *states* of the high-energy particles (even if the underlying quark-gluon plasma is strongly coupled). Such a perturbative treatment requires that the running QCD coupling $\alpha_s(\mu)$ be “small” at the relevant scale μ that characterizes the high-energy splittings. This is in contrast to the separate question of whether the quark-gluon plasma itself is weakly- or strongly-coupled, which depends on the strength of α_s at QGP scales, such as $\alpha_s(T)$ or $\alpha_s(\xi^{-1})$, where T is the temperature and ξ is the QGP chromo-electric screening length.

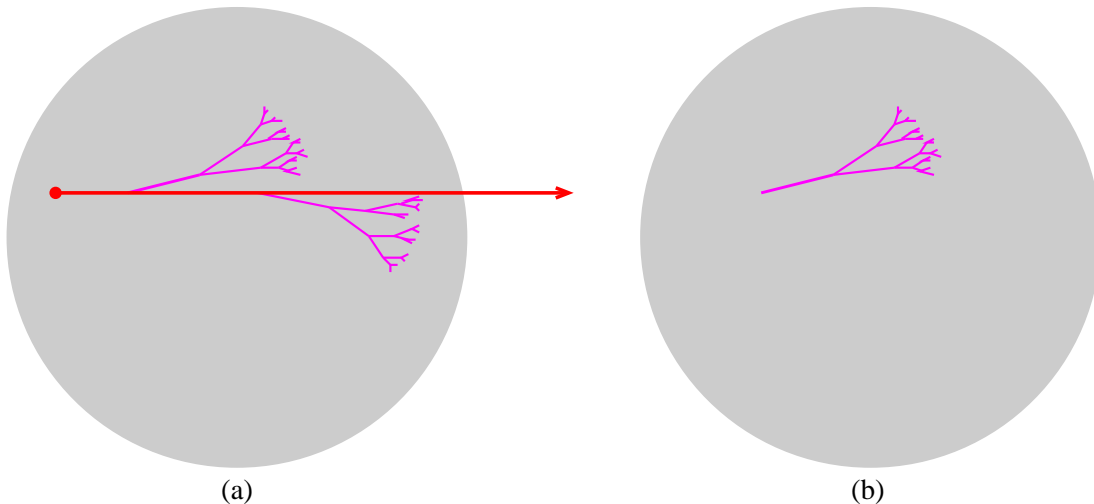


FIG. 1: (a) A cartoon of in-medium energy loss of a high-energy parton traversing a quark-gluon plasma. (Initial vacuum-like radiation associated with the hard event that created the initial particle is not shown. Vacuum-like radiation and then hadronization of a high-energy particle that leaves the medium is also not shown.) (b) Depiction of a branch that deposits all of its energy in the medium.

Though real-world quark-gluon plasmas are generally considered to be strongly coupled (or to at the very least require complicated reorganizations of small-coupling expansions [1]), the situation has been less clear with regard to the coupling of each high-energy parton to its daughters in the energy-loss picture of fig. 1. On the “weakly-coupled splitting” side,

there is a large literature built upon the formalism of Baier et al. [2, 3] and Zakharov [4] (BDMPS-Z), which treats high-energy partons as individual particles. At high energy, the dependence of splitting on medium properties may (with caveats) for many purposes be summarized by the medium parameter \hat{q} , whether the medium itself is weakly or strongly coupled. \hat{q} is the proportionality constant in the relationship $\langle Q_\perp^2 \rangle = \hat{q} \Delta z$, where Q_\perp is the transverse momentum that a high-energy parton picks up, relative to its initial direction of motion, after passing through length Δz of the medium. Alternatively, on the “strongly-coupled splitting” side, where high-energy partons cannot be treated individually, there are studies of how energy loss behaves at extremely large coupling in QCD-like theories with gravity duals [5–7].¹ Because of all the complexities that enter describing the many different stages of relativistic heavy-ion collisions, it has been difficult to settle the issue of weakly vs. strongly coupled splitting from experimental data. So it would be useful to have theoretical calculations we could do, for some simplified thought experiments, that would shed light on whether we are in the weakly-coupled or strongly-coupled splitting limit for energy loss.

As we shall review, previous authors [9–11] have made leading-log studies of the correction to BDMPS-Z splitting rates due to additional, softer gluon bremsstrahlung happening simultaneously with the underlying splitting process. They found that such corrections are large but are also universal in the sense that they are completely absorbed (at leading log level) by accounting for similar corrections to \hat{q} . One may then pose a refined question about the merits of a weakly-coupled splitting picture of in-medium showering: how large are the corrections to this picture that *cannot* be absorbed into an effective value of \hat{q} ?²

In this paper, we will give some examples of measures that can be used in theory thought experiments to address this question, and we will discuss advantages and disadvantages of those measures. Though our ultimate motivation is to eventually address the question for QCD, the full set of QCD calculations required is not yet available. Here we will show concrete results for a different theory: large- N_f QED. For that case, we give quantitative measures of the size of corrections to the weakly-coupled splitting picture as a function of the size of $N_f \alpha_{\text{EM}}$.

For the sake of simplicity, we are going to focus on high-energy particles which completely stop and deposit their energy in the medium, like the first branch of fig. 1a, isolated in fig. 1b. Phenomenologically, one could view this as a choice to focus on partons whose energy is large compared to that of typical plasma particles but not so large that they punch all the way through the plasma. Alternatively, one could instead consider arbitrarily high energy partons but imagine, as a theory exercise, that the extent of the plasma were large enough for them to stop completely. Whether in-medium showers of high-energy particles have weakly-coupled or strongly-coupled splittings in this case is an interesting and important

¹ For an example of a phenomenological model that attempts to combine certain aspects of both the weakly-coupled and strongly-coupled pictures of splitting, see the hybrid model of ref. [8].

² There is precedent for a similar distinction in a very different context: For calculations of a weakly-self-interacting quark gluon plasma [that is, $\alpha_s(gT)$ small, which we do not assume here], calculations of the shear viscosity to entropy ratio η/s of the quark-gluon plasma find that the next-to-leading order (NLO) correction in $\alpha_s(gT)$ is very large but almost completely accounted for by the also-large NLO correction to \hat{q} [12]. (Technically, the calculation covers only “almost” all next-to-leading order contributions to η/s [12].) We should emphasize that their expansion in the quark-gluon plasma coupling is not our expansion in the high-energy splitting coupling, and what they call a NLO correction to \hat{q} is something that in our expansions will already be part of the leading-order value of \hat{q} , which we will later refer to as $\hat{q}^{(0)}$.

first question. And studying that limit provides a way to examine the issue independent of the complicated details necessary to discuss all cases relevant to the full phenomenology of energy loss.

Throughout, we will use the phrase “quark-gluon plasma” as a generic term for the QCD background generically produced in heavy-ion collisions without committing to any more specific, detailed picture of that background other than that scattering of high-energy particles from the medium can be characterized by some value of \hat{q} .

B. Overlapping Formation Times

In any single example of a shower, the exact time or place where each splitting occurred has some ambiguity, and the extent of that uncertainty is known as the formation time or formation length for that splitting. In terms of calculations of the splitting rate, consider multiplying an amplitude times a conjugate amplitude to get a rate. The formation time corresponds, parametrically, to the largest time difference $|t - \bar{t}|$ for which a splitting at time t in the amplitude non-negligibly interferes with the same splitting at time \bar{t} in the conjugate amplitude, as depicted in fig. 2. At high energy, the corresponding formation length in the direction of motion is the same as the formation time (times the speed of light), and they grow with energy. For example, for bremsstrahlung with energy xE from a parton with energy E , the formation length is parametrically³

$$l_{\text{form}} \sim \sqrt{\frac{x(1-x)E}{\hat{q}}} \quad (\text{gluon bremsstrahlung}), \quad (1.1a)$$

$$l_{\text{form}} \sim \sqrt{\frac{(1-x)E}{x\hat{q}}} \quad (\text{photon bremsstrahlung}), \quad (1.1b)$$

in the limit of a thick medium. When the formation time becomes large compared to the mean free path for collisions with the medium, as in fig. 2, it causes a reduction in the bremsstrahlung rate known as the Landau-Pomeranchuk-Migdal (LPM) effect [14, 15]. A similar reduction occurs for pair production.

In fig. 3a, we show a shower where we have qualitatively depicted the formation lengths for each splitting by ovals. This picture implicitly assumes a hierarchy of scales in which the distance between consecutive splittings is large compared to the formation lengths for each splitting, so that the probability of each splitting is independent. If true, one may take as a starting point for simulating this type of in-medium shower a calculation (or model) of single-splitting rates. As simulation time progresses, one could roll dice every time increment to determine whether a new splitting happened in that time interval. Such a model of independent dice rolls for each splitting assumes that the chance of two or more consecutive splittings having *overlapping formation* times, such as depicted in fig. 3b, is small.

Consider for a moment the case of nearly-democratic splittings, where the two daughters of each splitting have roughly comparable energy. In general, at very high energy, each

³ For a very brief review of formation times in the language of this paper, see section II.A.1 of ref. [13]. The QED formation time essentially goes back to Migdal [15], though he did not use this language. ($\hat{q}t_{\text{form}}$ is proportional to what Migdal would call m^2/s for bremsstrahlung and m^2/\bar{s} for pair production.)

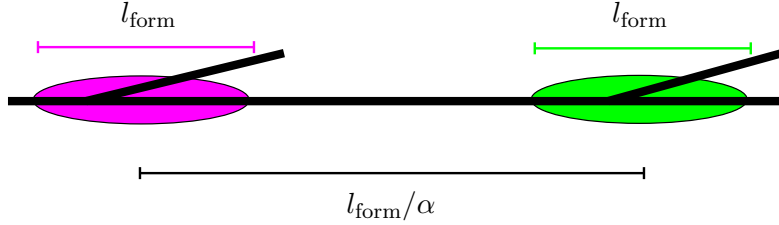


FIG. 4: The hierarchy of scales (1.2).

The above argument that (1.3) is the relevant scale for α is qualitative, but it has been checked by explicit calculation in the case of large- N_f QED [13].

Note that though this scale grows with energy E , it does not grow quickly! For example, for $\hat{q} \sim 1 \text{ GeV}^3$ for quark-gluon plasmas and E as large as $\sim 100 \text{ GeV}$, the parametric estimate (1.3) is $Q_\perp \sim$ only a few GeV (in the theoretical limit of a thick medium). If $\alpha(Q_\perp)$ is too big, then splittings will usually overlap, and we cannot then use a weakly-coupled description of splittings. A way to diagnose this problem is to first formally assume α is small, calculate the corrections to shower development due to overlapping formation times, and then see how large those corrections are when one evaluates them for realistic values of α . If the corrections are of order 20%, for example, then the basic picture of weak-splitting behind figs. 1 and 3a is reasonable. If the corrections are 200%, then it is not, and the number of high-energy particles present at any moment in the shower would not (even approximately) be a well-defined concept.

Throughout this paper, the coupling α will generally refer to $\alpha(Q_\perp)$ [and not to $\alpha(T)$].

C. Stopping distances

Hard bremsstrahlung is more efficient at decreasing the energy of particles in the shower than soft bremsstrahlung. In more general language, nearly-democratic splittings are more efficient for development of the shower than splittings where one of the daughters is soft. To study the size of overlap effects on the development and stopping of showers, we would like to find simple quantities that naturally weight different processes by how much they contribute to the degradation of the energies of the particles in the shower. A natural quantity to consider is simply the characteristic length of the shower to where it ends and deposits its energy into the medium. We'll generically refer to this as the average “stopping distance” ℓ_{stop} .

There are different variants of stopping length one could define. If the original high-energy particle carries a conserved charge, like fermion number, then one could track the statistical distribution $\rho(z)$ of the charge density deposited in the medium as a function of distance z from the initial position of the initial high-energy particle.⁴ (Transverse displacements will be small compared to z , so we need not distinguish between distance and longitudinal distance.) Following ref. [16], we then define the average “charge stopping distance” as the

⁴ Once deposited, charge will then flow with the medium and also diffuse hydrodynamically. Our definition here of $\rho(z)$ does not follow that evolution but instead refers to where the charge was deposited when it became part of the medium.

first moment of the distribution:

$$\ell_{\text{stop}}^{(\text{charge})} \equiv \langle z \rangle_{\rho} \equiv \frac{1}{q_0} \int_0^{\infty} dz z \rho(z), \quad (1.4a)$$

where q_0 is the charge of the initial particle (e.g. $q_0=1$). Alternatively, we could do the same with the energy density $\varepsilon(z)$ deposited in the medium to define an “energy stopping distance,”

$$\ell_{\text{stop}}^{(\text{energy})} \equiv \langle z \rangle_{\varepsilon} \equiv \frac{1}{E} \int_0^{\infty} dz z \varepsilon(z). \quad (1.4b)$$

In principle, the very last stage for particles from the shower stopping in the medium—when their energies finally become comparable to the characteristic energy scale T of the plasma—is not described by the high-energy approximations that we shall use throughout this paper. Fortunately, the effect of that last stage has only a parametrically small effect on the stopping length for showers initiated by high-energy particles $E \gg T$ [16]. To see this, consider the scale (1.2) characterizing the distance between consecutive splittings. For nearly-democratic splittings, this is

$$l_{\text{rad}}(E) \sim \frac{1}{\alpha} \sqrt{\frac{E}{\hat{q}}}. \quad (1.5)$$

As a crude estimate, imagine that the energies of individual particles drop by a factor of 2 with each splitting. Then the total distance the shower would propagate would be

$$\begin{aligned} \ell_{\text{stop}}(E) &\sim l_{\text{rad}}(E) + l_{\text{rad}}(\tfrac{1}{2}E) + l_{\text{rad}}(\tfrac{1}{4}E) + l_{\text{rad}}(\tfrac{1}{8}E) + \dots \\ &\sim \frac{1}{\alpha} \sqrt{\frac{E}{\hat{q}}} + \frac{1}{\alpha} \sqrt{\frac{E}{2\hat{q}}} + \frac{1}{\alpha} \sqrt{\frac{E}{4\hat{q}}} + \frac{1}{\alpha} \sqrt{\frac{E}{8\hat{q}}} + \dots \end{aligned} \quad (1.6)$$

This is a convergent series giving, parametrically,

$$\ell_{\text{stop}}(E) \sim \frac{1}{\alpha} \sqrt{\frac{E}{\hat{q}}} \sim l_{\text{rad}}(E). \quad (1.7)$$

The error in the treatment of stopping when the particles degrade to energy of order T is just a piece of order $l_{\text{rad}}(T) \sim \alpha^{-1} \sqrt{T/\hat{q}}$ in the series (1.6) and so is suppressed by $\sqrt{T/E}$ compared to the sum (1.7).

We could now ask what effect overlapping formation times have on these stopping lengths. Is it a small or large effect for relevant sizes of the coupling α ? Consider an expansion

$$\ell_{\text{stop}} = \ell_{\text{stop}}^{(0)} + \Delta\ell_{\text{stop}} + O(\alpha^2 \ell_{\text{stop}}). \quad (1.8)$$

Here $\ell_{\text{stop}}^{(0)}$ is the result in the approximation that no splittings interfere with each other, in which case the statistical development of the shower can be computed based just on single-splitting probabilities. $\Delta\ell_{\text{stop}}$ is the $O(\alpha \ell_{\text{stop}})$ correction due to overlapping formation lengths, computed in the formal limit that α is small. We might then consider taking the ratio

$$\frac{\Delta\ell_{\text{stop}}}{\ell_{\text{stop}}^{(0)}} = O(\alpha) \quad (1.9)$$

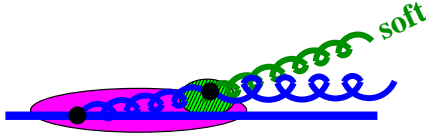


FIG. 5: An example of overlapping formation lengths associated with soft gluon emission from a harder bremsstrahlung gluon. For QCD, softer gluon emission corresponds to shorter formation lengths (the green region) than harder gluon emission (the magenta region). This type of process contributes to the double logarithm in (1.11).

as our measure of whether splitting in showers is weakly or strongly coupled for a given size of α .

There is a problem with this measure for QCD. In the parametric estimates leading to (1.9), we have so far only discussed nearly-democratic splitting. However, soft gluon bremsstrahlung ($x \ll 1$) is associated with shorter formation lengths than hard gluon bremsstrahlung, as reflected in the small x dependence of (1.1a). That means that soft gluon bremsstrahlung is less LPM suppressed and so happens more often than hard gluon bremsstrahlung. Various authors [9–11] have found that overlap effects of soft-gluon bremsstrahlung during harder-gluon bremsstrahlung, as depicted in fig. 5, correct the harder emission probability by an amount that is formally suppressed by order⁵

$$\alpha_s \ln^2 \left(\frac{L}{\tau_0} \right) \quad (1.10)$$

instead of α_s , where τ_0 characterizes the scale of the mean-free path for scattering from the medium and reflects a characteristic scale of the medium. (Here we write α_s instead of α because this part of the discussion is specific to QCD and does not apply to QED.) In the context of a thick medium, as considered in this paper, the L in the logarithm should be interpreted as the formation time for the harder splitting. If the harder splitting is nearly democratic, then $L \sim \sqrt{E/\hat{q}}$ and so the effect of a soft emission during a nearly-democratic splitting is suppressed by order

$$\alpha_s \ln^2 \left(\frac{E}{\hat{q}\tau_0^2} \right), \quad (1.11)$$

which is no suppression at all for energy large enough that the double log compensates for the smallness of $\alpha_s(Q_\perp)$.

This effect on splitting rates will result in the same soft double-log enhancement to the ratio considered in (1.9), so that

$$\frac{\Delta \ell_{\text{stop}}}{\ell_{\text{stop}}^{(0)}} = O(\alpha_s \ln^2(E/\hat{q}\tau_0)). \quad (1.12)$$

However, the double-log corrections to splitting rates have a very special form [9–11]: they can be absorbed into a redefinition of the effective value of \hat{q} , exactly corresponding to the

⁵ If the medium is expanding, ref. [17] shows in detail that the L in (1.10) should be replaced by $\sim \min(L, \tau)$ where τ is the characteristic time of expansion (at the time of the splitting). In our paper, we consider a static medium for simplicity of designing theory tests of weak vs. strong splitting.

result of an earlier calculation [18] of the double-log soft-bremsstrahlung correction $\delta\hat{q}$ to the definition of \hat{q} itself. At first order in α , in leading-log approximation, they found

$$\delta\hat{q}_R \approx \frac{C_A\alpha_s}{2\pi} \hat{q}_R^{(0)} \ln^2\left(\frac{L}{\tau_0}\right), \quad (1.13)$$

where R indicates the color representation of the particle whose deflection is being described by \hat{q} , where $C_A=N_c$ is the quadratic Casimir for the adjoint color representation (i.e. for a bremsstrahlung gluon), and where \approx is our notation for leading-log approximation. Moreover, the leading logs can be summed to all orders in α_s [18] with the result that the effective value of \hat{q} scales with L as $\hat{q}_{\text{eff}} \sim L^\gamma$ [9] for sufficiently large values of L , with $\gamma = 2\sqrt{C_A\alpha_s/\pi}$. For splitting in the limit of a thick medium, this corresponds to the scaling

$$\hat{q}_{\text{eff}}(E) \sim E^{\gamma/2} = E\sqrt{C_A\alpha_s/\pi} \quad (1.14)$$

for the effective \hat{q} to use in calculations of nearly-democratic splitting. If inserted into the parametric formula (1.7) for the stopping length, this gives

$$\ell_{\text{stop}} \propto E^{\frac{1}{2}(1-\frac{\gamma}{2})} \sim E^{\frac{1}{2}} [1 - \sqrt{C_A\alpha_s/\pi}], \quad (1.15)$$

up to yet higher order corrections in the exponent. This is an important result for theory because it explains how, in QCD-like theories where strong-coupling results are also known (namely theories that have gravity duals), the weak-coupling behavior $\ell_{\text{stop}} \propto E^{1/2}$ can change as α_s is increased to move toward the known strong-coupling behavior $\ell_{\text{stop}} \propto E^{1/3}$ [5–7]. The above $E^{-\gamma/4}$ relative correction from soft overlapping emissions to the weak-splitting result $E^{1/2}$ is a parametrically large effect at large E , even if γ were small. Moreover, the relative correction $\gamma/2$ to the exponent is controlled by the size of $\sqrt{\alpha_s}$ rather than (the parametrically smaller) α_s .

The upshot is that it has already been known for some time that corrections due to overlapping formation lengths are very significant in the case of overlap with soft emissions, but that this effect can be absorbed into an effective value of \hat{q} . On the more phenomenological side, Zakharov [20] has recently calculated that other, *non*-logarithmic corrections to \hat{q} at relative order α_s are comparably important in applications of interest and can change the sign of the effect.

In this paper, we want to address the question of how large are the corrections due to overlapping formation times that *cannot* simply be absorbed into an effective value of \hat{q} ? There are two ways to do this. One is to look for some different measure that is insensitive to the size of \hat{q} in the first place and so avoids double-log enhanced corrections. We'll propose a (partly) successful choice in section ID below.

Alternatively, one can re-organize the expansion (1.8) so that the \hat{q} used in the leading term is calculated using the effective value \hat{q}_{eff} of \hat{q} instead of the original value $\hat{q}^{(0)}$, where $\hat{q}_{\text{eff}} = \hat{q}^{(0)} + \delta\hat{q}$ when formally expanded to first order in α . There is an ambiguity in exactly how one defines \hat{q}_{eff} in this context, however, because the identification of the scale L in (1.13) as the formation length $\sim \sqrt{E/\hat{q}}$ is only a parametric identification of scale. Similar to ambiguities associated with choosing renormalization scale in perturbation theory, or factorization scales for defining parton distribution functions at next-to-leading order, the exact choice of L here is a matter of convention as long as one chooses $L \sim \sqrt{E/\hat{q}}$ in order to eliminate the large double logarithm in the re-organized small- α expansion. (There are

further concerns one can have about sub-leading, single log terms, but we leave that for later discussion.)

Though we have motivated our discussion with QCD applications, in this paper we are going to give example calculations for the case of large- N_f QED, where N_f is the number of electron flavors. For this theory, all the overlap corrections to BDMPS-Z splitting rates that will be needed are already available [13]. (The only reason for the large- N_f limit was to reduce the number of diagrams that needed to be calculated in ref. [13].) The behavior of the LPM effect in QED is qualitatively similar to the LPM effect in QCD for the case of nearly-democratic bremsstrahlung or pair production but is qualitatively different for the case of softer bremsstrahlung. In QCD there is less LPM suppression of softer bremsstrahlung; in QED there is more. In particular, QED does not have the double-log enhancement (1.12). It does, however, have a different type of logarithm (which QCD also has): for any quantity that depends on coupling α at leading order, the next-to-leading-order (NLO) correction will necessarily have logarithmic dependence on the choice of renormalization scale. As we'll discuss, this logarithm has the form

$$\frac{\Delta\ell_{\text{stop}}}{\ell_{\text{stop}}^{(0)}} = O\left(N_f\alpha_{\text{EM}} \ln\left(\frac{\mu}{(\hat{q}E)^{1/4}}\right)\right) + O(N_f\alpha_{\text{EM}}). \quad (1.16)$$

As discussed qualitatively before in the context of (1.3), the renormalization scale should be chosen of order $Q_\perp \sim (\hat{q}E)^{1/4}$, here in order to eliminate large logarithms (1.16) in the expansion of ℓ_{stop} in α . But, like our discussion of L for absorbing QCD double logs, the exact choice to make for μ is ambiguous. Since our goal is to judge the relative size of NLO corrections, we must therefore account for this ambiguity by considering a reasonable range of μ . Fig. 6 previews our large- N_f QED results for the size of the relative correction $\Delta\ell_{\text{stop}}/\ell_{\text{stop}}$ to the charge stopping length $\ell_{\text{stop}}^{\text{charge}}$ as a function of $N_f\alpha_{\text{EM}}$, where the different curves give a sense of the ambiguities associated with varying the choice of μ around $(\hat{q}E)^{1/4}$. The central line is given by

$$\Delta\ell_{\text{stop}}/\ell_{\text{stop}}^{(0)} = -1.302 N_f\alpha_{\text{EM}}((\hat{q}E)^{1/4}). \quad (1.17)$$

We will comment at the end of the paper on what one might take away from this and other QED results.

D. Shape of stopping distribution

Ideally, it would be nice if in the QCD case we could sidestep the scale ambiguities associated with absorbing the corrections to \hat{q} and instead construct a thought-experiment observable that is independent of the size of \hat{q} . We have a (partly) successful proposal (we'll explain the caveat "partly" later on) which has the added benefit of pushing the renormalization-scale ambiguity of $\alpha(\mu)$ off to next-to-next-to-leading order (NNLO).

The average stopping distance ℓ_{stop} was the first moment (1.4) of the spatial distribution $\rho(z)$ or $\varepsilon(z)$ of where charge or energy is deposited by the shower. But one could also ask after the width σ of the region across which those quantities are deposited, as depicted in fig. 7. As we'll see later, both σ and ℓ_{stop} are of the same order:

$$\sigma \sim \ell_{\text{stop}} \sim \frac{1}{\alpha} \sqrt{\frac{\hat{q}}{E}}. \quad (1.18)$$

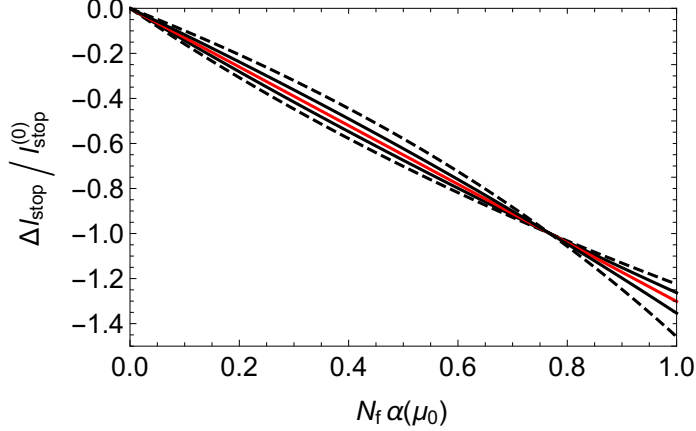


FIG. 6: The relative size $\Delta\ell_{\text{stop}}/\ell_{\text{stop}}^{(0)}$ of the NLO correction in large- N_f QED to charge stopping length $\ell_{\text{stop}}^{\text{charge}}$, versus $N_f\alpha_{\overline{\text{MS}}}(\mu_0)$ for $\mu_0 \equiv (\hat{q}E)^{1/4}$. The different lines correspond to different choices ($\mu_0/5$, $\mu_0/2$, μ_0 , $2\mu_0$, $5\mu_0$) of the renormalization scale μ used in the calculation of $\Delta\ell_{\text{stop}}/\ell_{\text{stop}}^{(0)}$. The features of this graph are discussed in section IV.

So the scale of \hat{q} will cancel if we consider their ratio $\sigma/\ell_{\text{stop}}$. We propose computing the dimensionless ratio,

$$\frac{\sigma}{\ell_{\text{stop}}} \equiv \frac{[\langle z^2 \rangle - \langle z \rangle^2]^{1/2}}{\langle z \rangle}, \quad (1.19)$$

which could be taken for either the deposited charge or deposited energy distributions, similar to (1.4). We will discuss how to compute the formal expansion of (1.19) in powers of $\alpha(Q_\perp)$, writing

$$\frac{\sigma}{\ell_{\text{stop}}} = \left(\frac{\sigma}{\ell_{\text{stop}}} \right)^{(0)} [1 + \chi\alpha + O(\alpha^2)]. \quad (1.20)$$

Here, as in (1.8), the superscript “(0)” indicates an approximation based only on the results for single splitting rates, ignoring overlapping formation length effects. $\chi\alpha$ represents the relative size of the effect of overlapping formation lengths on $\sigma/\ell_{\text{stop}}$, calculated to first order in α . Our proposed test is whether or not $\chi\alpha$ is at least somewhat small compared to 1. One may also look at dimensionless ratios involving higher moments of the distributions, but for the moment we focus on (1.19).

Note from (1.18) that the leading-order dependence on α will also cancel in the ratio $\sigma/\ell_{\text{stop}}$. Since the leading-order term $(\sigma/\ell_{\text{stop}})^{(0)}$ in (1.20) is independent of $\alpha = \alpha(\mu)$, there will be no explicit $\ln\mu$ dependence in the NLO correction. So there will be no explicit renormalization scale ambiguity when we discuss the relative size $\chi\alpha$ of the NLO correction as a function of α . In contrast, we had to deal with the ambiguity when discussing the relative size of the NLO correction in the expansion (1.8) of ℓ_{stop} because there the leading-order result $\ell_{\text{stop}}^{(0)}$ depended on α .

As a concrete example, a preview of our results in large- N_f QED of the relative size $\chi\alpha$ of the NLO correction to $\sigma/\ell_{\text{stop}}$ is

$$\chi\alpha = -0.870 N_f \alpha_{\text{EM}}. \quad (1.21)$$

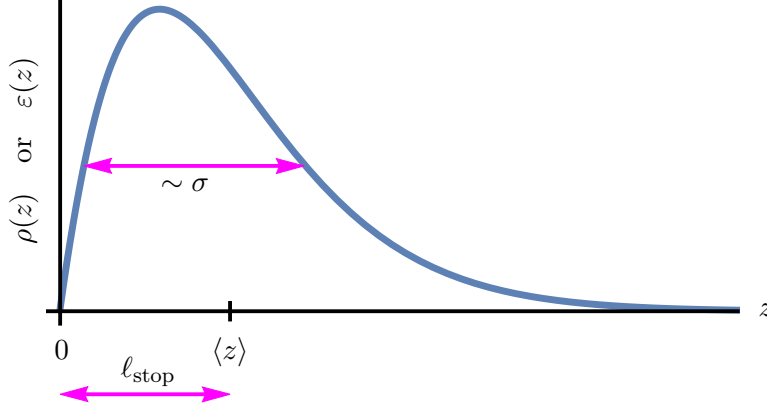


FIG. 7: The stopping distance and width characteristic of where charge or energy is deposited by a shower. (The above curve is presented here for qualitative purposes, but the shape depicted just happens to be the precise *leading-order* numerical result for QED charge deposition $\rho(z)$ — see appendix B. In that case, the specific “ $\sim \sigma$ ” line shown above has length 2σ .)

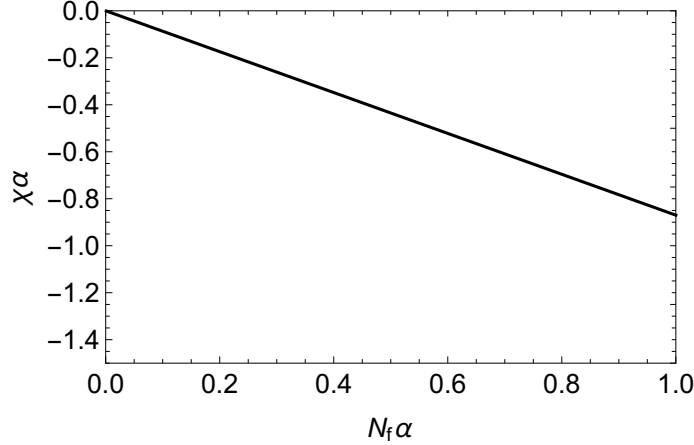


FIG. 8: The relative size $\chi\alpha$ of the NLO correction in large- N_f QED to the ratio $\sigma/\ell_{\text{stop}}$ for the deposited charge distribution. The horizontal axis is $N_f\alpha$, where it is not necessary for this ratio at this order to distinguish the precise choice of renormalization scale (or scheme) other than that $\mu \sim (\hat{q}E)^{1/4}$ parametrically.

We plot this in fig. 8 for the sake of visual comparison to fig. 6. The two measures give roughly similar conclusions for large- N_f QED: For $N_f\alpha \simeq 1$, overlap corrections are large, in which case the weakly-coupled splitting picture (as in fig. 1) of the high-energy particles in showers would not be a very good picture. In contrast, for $N_f\alpha \leq 0.2$, the overlap corrections are only a modest effect.

It was of course a foregone conclusion that *parametrically* the weakly-coupled splitting picture would break down at $N_f\alpha \sim 1$, but it was not previously clear whether quantitatively that meant $N_f\alpha \simeq 1$ or $N_f\alpha/2\pi \simeq 1$ or something else.

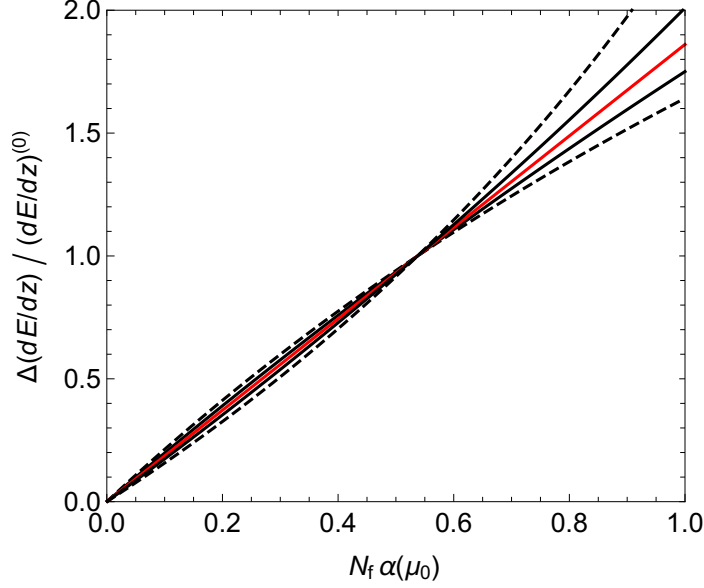


FIG. 9: Like fig. 6 but here for the relative size $\Delta(dE/dz)/(dE/dz)^{(0)}$ of NLO corrections to the electron energy loss rate.

E. Why not talk about dE/dz ?

It is more common and traditional to package discussions of energy loss into the evaluation of the rate dE/dz of energy loss of a particular particle per unit length of medium. So why have we instead been focusing on stopping lengths and the charge deposition distribution? As we'll explain in section II B, the definition of dE/dz becomes ambiguous, in the general case, once one considers corrections from overlapping formation times. In this paper, our philosophy is to consider tests of the importance of overlapping formation times which can be applied in general situations.

That said, it will turn out that dE/dz is unambiguously defined for the example we use for numerics in this paper: electron energy loss in large- N_f QED. (It is also well defined for quark energy loss in large- N_c QCD.) So for this case, we can make contact with the more traditional dE/dz by showing in figure 9 a plot of the relative size $\Delta(dE/dz)/(dE/dz)^{(0)}$ of the NLO correction to dE/dz , analogous to our plot in fig. 6 for $\Delta\ell_{\text{stop}}/\ell_{\text{stop}}^{(0)}$.

F. Outline

In the next section, we first state a little more clearly some of our assumptions. Then we present in the main text the simplest derivations (that will be adequate for the explicit case of large- N_f QED analyzed in this paper) of the moments $\langle z^n \rangle$ of the charge deposition distribution $\rho(z)$. From those results, we derive explicit integral formulas for $\Delta\ell_{\text{stop}}/\ell_{\text{stop}}$ and the measure $\chi\alpha$ in terms of leading-order and NLO contributions to differential rates $d\Gamma/dx$ for splitting. We leave discussion of energy stopping distances, and more general techniques that can handle QCD double logarithms, to appendices. In section III, we then discuss in more detail the origin of the leading-order and NLO contributions to the relevant rates $d\Gamma/dx$, making contact with the explicit results and expressions given for large- N_f

QED rates derived in ref. [13], which are then used to produce our final numerical results of figs. 6 and 8. The NLO contributions to the splitting rates contain both (i) overlap corrections $\Delta\Gamma/dx dy$ for two consecutive emissions (like the overlap shown in fig. 3b), and (ii) corresponding NLO virtual corrections to leading-order, single-splitting results. At the moment, (ii) has not yet been computed for (large- N_c) QCD but has been for large- N_f QED. In section IV, we discuss more about renormalization scale dependence and discuss how the breakdown of QED at high momentum scales (the Landau pole) is not a concern even for the relatively large values of $N_f\alpha_{\text{EM}}$ we have investigated.

In large part, we motivated consideration of the relative size $\chi\alpha$ of the NLO correction to $\sigma/\ell_{\text{stop}}$ (fig. 8) by looking for tests of strong vs. weak splitting that would be insensitive to corrections to \hat{q} . Section V discusses why we anticipate that, for QCD, this particular test will be only partly successful at eliminating sensitivity to \hat{q}_{eff} . Finally, we offer our conclusions in section VI.

II. STOPPING DISTRIBUTIONS

A. Simplifying assumptions

For simplicity, both for the sake of calculation and the sake of constructing as simple a thought experiment as possible to test weakly-coupled vs. strongly-coupled splitting, we will treat the underlying value of \hat{q} as constant in space and time. In contrast, the properties of quark-gluon plasmas produced in actual heavy-ion collisions depend on both.

In quoting results for large- N_f QED, we will make a further simplification. This theory does not have the NLO double-log enhancements (1.10), but that does not mean that the value of \hat{q} relevant to splitting calculations is independent of formation length and so of energy. For QED, there is already (single) logarithmic dependence in the value of leading-order $\hat{q}^{(0)}$. (For a very brief review qualitatively comparing and contrasting the QED and QCD energy dependence of \hat{q} in the language of this paper, see, for example, Appendix C of ref. [13].) Since our interest is not so much in the details of large- N_f QED but in using it as an example for the calculation of overlap corrections, we will bypass this particular complication and simply treat $\hat{q}^{(0)}$ as independent of energy. One could do better if interested: For QED (unlike QCD) the tentative assumption $N_f\alpha_{\text{EM}}((\hat{q}E)^{1/4}) \ll 1$ of weak splitting in our calculation at large energy means that the QED plasma itself is *also* weakly coupled, $N_f\alpha_{\text{EM}}(gT) \ll 1$. So, if desired, one could use a *perturbative* calculation of the relevant $\hat{q}^{(0)}$ and its scale dependence. Since this is unnecessarily specific to the QED case, we've chosen to avoid complicating our presentation and will treat $\hat{q}^{(0)}$ as constant.

B. More assumptions for the analysis in the main text

In the main text, we will focus on charge deposition rather than energy deposition because it is simpler to discuss at NLO. We leave discussion of energy deposition to appendix A.

We will also focus in the main text on the simplest derivations that will get us results for our example of large- N_f QED, and leave discussion of more complicated situations to the appendices. In particular, we focus here on situations where the net “charge” carried by the parent of each splitting is unambiguously carried by just one, identifiable daughter of that splitting, with more general discussions in appendix A. Graphically, this corresponds

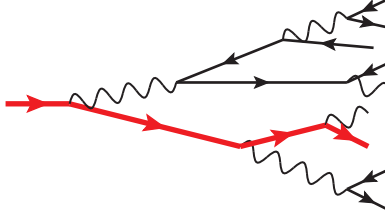


FIG. 10: The red (heavy) line above shows an example of following an initial fermion through a shower to see where it is deposited. When the NLO effect of overlapping formation times is considered, this picture is only valid in certain theories like large- N_f QED (see text).

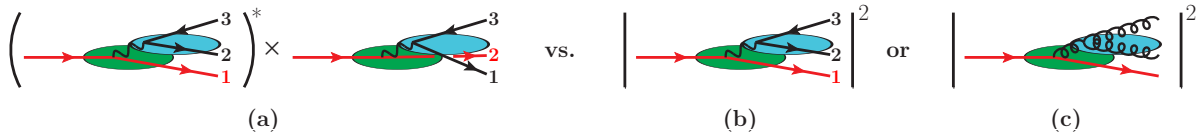


FIG. 11: For overlapping formation time contributions to the splitting of a fermion, a comparison of contributions to the rate where identification of the direct heir of the parent fermion (a) is or (b,c) is not ambiguous. (a,b) apply to both QED and QCD (with the wavy line a photon or gluon respectively), whereas (c) applies only to QCD. (b) dominates over (a) in large- N_f QED, and (c) dominates over both (a) and (b) in large- N_c QCD.

to simply following the original fermion line through the entire shower, such as the red line depicted in fig. 10, and then asking for the probability distribution for where that red line comes to a stop in the medium. If the splittings do not overlap (e.g. as in a calculation that used only leading-order results for splitting processes), there would be no problem: we could unambiguously identify the red line of fig. 10. At next-to-leading order, however, overlapping formation times allow the possibility of non-negligible interference between different final-state fermions, as shown by fig. 11a. However, this interference is suppressed in large N . For both large- N_f QED and large- N_c QCD, it is suppressed (after summing over final fermion flavors or colors) compared to fig. 11b, for which the direct heir of the original fermion is unambiguous: the chance that the original fermion and the photon/gluon-produced pair have the same flavor or color is $1/N_f$ or $1/N_c$ suppressed, and distinguishable fermions cannot be confused with one another. In large- N_c QCD, both figs. 11(a,b) are suppressed compared to fig. 11c after summing over final colors, and fig. 11c has no ambiguity regarding which daughter carries the quark number of the initial quark.

The advantage of cases where we can make this assumption is that, freed from having to follow anything but the single red line through any given shower like fig. 10, all that is needed to determine charge stopping can be packaged into a single differential rate $d\Gamma/d\xi$ for that red-line particle to reduce its longitudinal momentum by a factor of ξ . In a purely leading-order analysis, this rate would represent the bremsstrahlung process of fig. 12a. For a NLO analysis, it would also include the corrections to that rate due to overlapping formation time effects with the next splitting, such as depicted in figs. 12b and c.⁶ The

⁶ For a very generic description of treating overlap corrections as contributions to rates, see the discussion

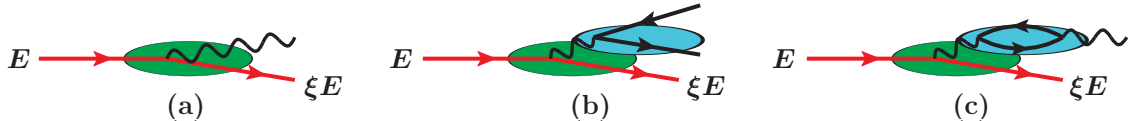


FIG. 12: Examples of processes which would contribute to the calculation of the differential rate $d\Gamma/d\xi$ at which a particle carrying a conserved charge (such as fermion number) degrades in energy: (a) leading-order bremsstrahlung; (b) the NLO effect of a subsequent splitting that has an overlapping formation time with the bremsstrahlung; (c) a virtual correction to the leading-order bremsstrahlung (with overlapping formation time). In the case of large- N_c QCD, the initial particle would be a quark (for study of charge deposition), but the particles in the real or virtual pair produced in (b) or (c) would be gluons.

rate $d\Gamma/d\xi$ has the added convenience that many of the contributions to overlapping double splitting cancel each other in $d\Gamma/d\xi$, which simplifies computational work and is one reason we focus on charge deposition instead of energy deposition in this paper. We'll discuss the cancellations more concretely in section III. Here, we will just assume that the formula for $d\Gamma/d\xi$ is known through next-to-leading order.

The ambiguity of following the red line in fig. 11a is also the reason that the fermion energy loss rate dE/dz is ambiguous (beyond leading order) outside of the large- N limit.

In what follows, we first discuss a general equation (given the above assumptions) whose solution determines the statistical distribution of charge $\rho(z)$ in terms of splitting rates $d\Gamma/d\xi$. After, we will discuss the fairly simple solution for the moments of ρ if one ignores logarithmic factors in rates. We then present a trick for extending that analysis to the case where next-to-leading-order splitting rates contain terms involving single logarithms of energy, which will cover the case of large- N_f QED. Finally, we mention (and then defer to the appendices) a different and computationally more difficult method that could be used in the case of more-complicated dependence on energy, such as double logarithms.

C. Integro-differential equation for the charge distribution $\rho(z)$

Let $\rho(E, z)$ be the distribution of charge deposition from an initial charge of energy E . To find an equation for ρ in terms of splitting rates, consider $\rho(E, z+\Delta z)$ where Δz is tiny, and think of traveling the distance $z+\Delta z$ as first traveling Δz followed by traveling distance z . In the first Δz , the particle has a chance of not splitting at all, in which case the chance of traveling the remaining distance z will just be $\rho(E, z)$. Alternatively, there is a chance that the particle splits in the first Δz , reducing its energy to ξE , in which case the chance of traveling the remaining distance is $\rho(\xi E, z)$. In formulas,

$$\rho(E, z+\Delta z) \simeq [1 - \Gamma(E) \Delta z] \rho(E, z) + \int_0^1 d\xi \frac{d\Gamma}{d\xi}(E, \xi) \Delta z \rho(\xi E, z), \quad (2.1)$$

in section I.A of ref. [19].

where $\Gamma(E)$ is the splitting rate for a particle with energy E . Re-arranging terms and taking the limit $\Delta z \rightarrow 0$,

$$\frac{\partial \rho(E, z)}{\partial z} = -\Gamma(E) \rho(E, z) + \int_0^1 d\xi \frac{d\Gamma}{d\xi}(E, \xi) \rho(\xi E, z), \quad (2.2)$$

which can be rewritten as

$$\frac{\partial \rho(E, z)}{\partial z} = - \int_0^1 d\xi \frac{d\Gamma}{d\xi}(E, \xi) [\rho(E, z) - \rho(\xi E, z)]. \quad (2.3)$$

The total LPM splitting rate $\Gamma = \int (d\Gamma/d\xi) d\xi$ is typically infrared (IR) divergent from soft bremsstrahlung (at leading order in QCD and from NLO overlap corrections in large- N_f QED), corresponding to $\xi \rightarrow 1$ above. However, the factor $\rho(E, z) - \rho(\xi E, z)$ in the integrand of (2.3) will give an extra suppression as $\xi \rightarrow 1$ that makes that ξ integral finite. So, even though we introduced IR-divergent quantities in the derivation of (2.3), the final equation is IR-safe.

The above argument for the ρ equation, as well as what we will do next, was inspired by related arguments made directly for the first moment ℓ_{stop} of ρ in ref. [16]. It is also reminiscent of evolution equations explored in refs. [21, 22] for the distribution $N(E, x, t)$ of shower particles in longitudinal momentum fraction x as a function of time $t=z$, except that here we focus directly on the spatial distribution ρ of deposition and need not keep track of the detailed distribution N in x .⁷

D. Warm-up: charge stopping with no logarithms

1. Results for moments

Our simple parametric estimate (1.5) showed that splitting rates scale with energy as $E^{-1/2}$. If we ignore logarithmic corrections (e.g. from energy dependence of α and \hat{q}), the simple energy scaling allows us to derive simple results for stopping lengths ℓ_{stop} , and for other moments of the deposited charge distribution, in terms of $d\Gamma/d\xi$. To see this, pull out the explicit energy dependence of the splitting rate by writing

$$\frac{d\Gamma}{d\xi}(E, \xi) = E^{-\nu} \frac{d\tilde{\Gamma}}{d\xi}(\xi) \quad (2.4)$$

where

$$\nu = \frac{1}{2}. \quad (2.5)$$

(The only reason we introduce the symbol ν for the power $\frac{1}{2}$ is that later it will help in generalizing this analysis to the case of single logarithms.) Because the rate scales as $E^{-\nu}$,

⁷ Refs. [21–23] studied $N(E, x, t)$ using leading-order splitting rates and found that they could make a great deal of interesting and useful progress in finding closed-form *analytic* results if they modified the leading-order LPM rate $d\Gamma/d\xi$ to a not-too-different mathematical function that agrees arbitrarily well as ξ approaches 0 or 1 and differs a bit in the middle. We will not make that replacement in our work, and we will be including NLO corrections, which have a more complicated structure.

the distance that the charge travels before stopping in the medium will scale as $E^{+\nu}$. Let's factor this scaling out of the probability distribution $\rho(E, z)$ by replacing it with a probability distribution $\tilde{\rho}(\tilde{z})$ in terms of $\tilde{z} \equiv z/E^\nu$, normalized so that $\rho dz = \tilde{\rho} d\tilde{z}$. That is,

$$\rho(E, z) = E^{-\nu} \tilde{\rho}(E^{-\nu} z). \quad (2.6)$$

Plugging (2.4) and (2.6) into the ρ equation (2.3) gives

$$\frac{\partial \tilde{\rho}(E^{-\nu} z)}{\partial z} = - \int_0^1 d\xi \frac{d\tilde{\Gamma}}{d\xi} \left[E^{-\nu} \tilde{\rho}(E^{-\nu} z) - (\xi E)^{-\nu} \tilde{\rho}((\xi E)^{-\nu} z) \right], \quad (2.7)$$

which can be rewritten as

$$\frac{d\tilde{\rho}(\tilde{z})}{d\tilde{z}} = - \int_0^1 d\xi \frac{d\tilde{\Gamma}}{d\xi} [\tilde{\rho}(\tilde{z}) - \xi^{-\nu} \tilde{\rho}(\xi^{-\nu} \tilde{z})]. \quad (2.8)$$

As an aside, we note that numerical solution of this equation for *leading*-order QED splitting was used to generate the precise shape of $\rho(z)$ shown as an example in fig. 7 (see appendix B).

Now multiply both sides by \tilde{z}^n and integrate over \tilde{z} to get (after integration by parts on the left-hand side of the equation) a recursive relationship between the moments of the probability distribution $\tilde{\rho}$:

$$-n \langle \tilde{z}^{n-1} \rangle = - \int_0^1 d\xi \frac{d\tilde{\Gamma}}{d\xi} [\langle \tilde{z}^n \rangle - (\xi^\nu)^n \langle \tilde{z}^n \rangle], \quad (2.9)$$

giving

$$\langle \tilde{z}^n \rangle = \frac{n \langle \tilde{z}^{n-1} \rangle}{\int_0^1 d\xi \frac{d\tilde{\Gamma}}{d\xi} [1 - \xi^\nu]}. \quad (2.10a)$$

From now on, we will assume that the charge q_0 of the particle initiating the shower is normalized to be $q_0=1$, so that ρ is normalized such that $\langle 1 \rangle = 1$. The case $n=1$ of (2.10a) then gives the formula

$$\ell_{\text{stop}} = \langle z \rangle = E^\nu \langle \tilde{z} \rangle = \frac{E^\nu}{\int_0^1 d\xi \frac{d\tilde{\Gamma}}{d\xi} [1 - \xi^\nu]}, \quad (2.10b)$$

in agreement with ref. [16].⁸ But the recursion relation (2.10a) derived here lets us find higher moments like $\langle \tilde{z}^2 \rangle$ and so $\sigma = E^\nu \sqrt{\langle \tilde{z}^2 \rangle - \langle \tilde{z} \rangle^2}$.

2. Measures of size of NLO correction

We'll now expand (2.10) to first order in α to get formulas for the measures $\Delta \ell_{\text{stop}} / \ell_{\text{stop}}^{(0)}$ and $\chi\alpha$ of the relative size of corrections to showering from overlapping formation times.

⁸ Specifically (3.7–8) of ref. [16], where the $1-x$ there is the ξ here.

To this end, decompose the splitting rate $d\Gamma/d\xi$ into its leading order piece (the usual LPM calculation for single splitting) and its NLO correction:

$$\frac{d\Gamma}{d\xi} \simeq \frac{d\Gamma^{(0)}}{d\xi} + \frac{d\Gamma^{(\text{NLO})}}{d\xi}. \quad (2.11)$$

The NLO piece is suppressed by $O(\alpha)$ compared to the leading-order rate, and the \simeq above just indicates that we are ignoring yet-higher order terms, suppressed by $O(\alpha^2)$ or more.

Plugging (2.11) into (2.10b) and expanding $\ell_{\text{stop}} \simeq \ell_{\text{stop}}^{(0)} + \Delta\ell_{\text{stop}}$ gives

$$\frac{\Delta\ell_{\text{stop}}}{\ell_{\text{stop}}^{(0)}} = - \frac{\int_0^1 d\xi \frac{d\tilde{\Gamma}^{(\text{NLO})}}{d\xi} [1 - \sqrt{\xi}]}{\int_0^1 d\xi \frac{d\tilde{\Gamma}^{(0)}}{d\xi} [1 - \sqrt{\xi}]}. \quad (2.12)$$

We find the structure of later equations to be a little clearer if we use the alternative notation

$$\frac{\Delta\ell_{\text{stop}}}{\ell_{\text{stop}}^{(0)}} = - \frac{\text{Avg}[1 - \sqrt{\xi}]^{(\text{NLO})}}{\text{Avg}[1 - \sqrt{\xi}]^{(0)}}, \quad (2.13)$$

where we define leading and next-to-leading order rate-weighted averages of any function $f(\xi)$ as

$$\text{Avg}[f(\xi)]^{(0)} \equiv \int_0^1 d\xi \frac{d\tilde{\Gamma}^{(0)}}{d\xi} f(\xi), \quad \text{Avg}[f(\xi)]^{(\text{NLO})} \equiv \int_0^1 d\xi \frac{d\tilde{\Gamma}^{(\text{NLO})}}{d\xi} f(\xi). \quad (2.14)$$

Similarly, plugging (2.11) into the $n=2$ case

$$\langle \tilde{z}^2 \rangle = \frac{2\tilde{\ell}_{\text{stop}}}{\int_0^1 d\xi \frac{d\tilde{\Gamma}}{d\xi} [1 - \xi]} \quad (2.15)$$

of (2.10a) gives

$$\frac{\sigma}{\ell_{\text{stop}}} = \frac{\tilde{\sigma}}{\tilde{\ell}_{\text{stop}}} = \sqrt{\frac{\langle \tilde{z}^2 \rangle - \tilde{\ell}_{\text{stop}}^2}{\tilde{\ell}_{\text{stop}}^2}} \simeq \left(\frac{\sigma}{\ell_{\text{stop}}} \right)^{(0)} [1 + \chi\alpha] \quad (2.16)$$

with

$$\chi\alpha = \frac{\text{Avg}[(1 - \sqrt{\xi})^2]^{(\text{NLO})}}{2 \text{Avg}[(1 - \sqrt{\xi})^2]^{(0)}} - \frac{\text{Avg}[1 - \xi]^{(\text{NLO})}}{2 \text{Avg}[1 - \xi]^{(0)}}. \quad (2.17)$$

A feature of (2.17) worth noting is that if the next-to-leading order rate $d\Gamma^{(\text{NLO})}/d\xi$ contains a piece that is any ξ -independent constant times the leading-order rate $d\Gamma^{(0)}/d\xi$, that piece will completely cancel between the two terms of (2.17) and so will not contribute at all to $\chi\alpha$. So, for instance, if the NLO rate were to contain contributions corresponding to ξ -independent NLO corrections to the \hat{q} appearing in the leading-order rate, such corrections to \hat{q} would not contribute to $\chi\alpha$. This was part of our earlier motivation to consider the ratio $\sigma/\ell_{\text{stop}}$ and thence $\chi\alpha$.

E. Charge stopping with single logarithms

We now generalize the previous analysis to a case that will cover QED in the approximations used in this paper. Consider the parametric formula (1.5) for the distance l_{rad} between nearly-democratic splittings. Taking its inverse, the correspond splitting rate is

$$\Gamma \sim \alpha \sqrt{\frac{\hat{q}}{E}} \quad (\text{nearly-democratic splittings}). \quad (2.18)$$

In general, the *leading-order* splitting rate $(d\Gamma/d\xi)^{(0)}$ is proportional to the $\alpha = \alpha(\mu)$ associated with the splitting vertex, like in the parametric formula above. As previously discussed, the renormalization and running of α means that logarithms $\ln(\mu/Q_\perp)$ must therefore appear at next-to-leading order, similar to (1.16). Specifically, for large- N_f QED, ref. [13] found by explicit calculation that the rate (2.11) has leading-order behavior $d\Gamma^{(0)}/d\xi \propto E^{-1/2}$, like (2.4) and (2.18), but NLO corrections of the form⁹

$$\begin{aligned} \frac{d\Gamma^{(\text{NLO})}}{d\xi} &= -\beta_0 \alpha_{\text{EM}} \frac{d\Gamma^{(0)}}{d\xi} \ln\left(\frac{\mu}{(\hat{q}E)^{1/4}}\right) \\ &\quad + E^{-1/2} \times (\text{something independent of } E), \end{aligned} \quad (2.19)$$

where here

$$\beta_0 = \frac{2N_f}{3\pi} \quad (\text{QED}) \quad (2.20)$$

is the coefficient in the 1-loop renormalization group β -function for α_{EM} . We'll find it convenient to rewrite (2.19) as

$$\begin{aligned} \frac{d\Gamma^{(\text{NLO})}}{d\xi} &= \frac{1}{4}\beta_0 \alpha_{\text{EM}} \frac{d\Gamma^{(0)}}{d\xi} \ln E \\ &\quad + E^{-1/2} \times (\text{something independent of } E). \end{aligned} \quad (2.21)$$

In this section, we consider generally cases like (2.21) where the NLO corrections to the leading-order rate may have, in addition to terms with energy dependence $E^{-1/2}$, a term with energy dependence $E^{-1/2} \ln E$ proportional to the leading-order rate. Similar to (2.4), we will scale out all the explicit factors of $E^{-1/2}$ by writing

$$\frac{d\Gamma}{d\xi}(E, \xi) = E^{-1/2} \frac{d\tilde{\Gamma}}{d\xi}(E, \xi) \simeq E^{-1/2} \left\{ \frac{d\tilde{\Gamma}^{(0)}}{d\xi}(\xi) + \frac{1}{4}\beta_0 \alpha \frac{d\tilde{\Gamma}^{(0)}}{d\xi}(\xi) \ln E + \frac{d\tilde{\Gamma}^{(\text{NLO}')}}{d\xi}(\xi) \right\}, \quad (2.22)$$

where NLO' means all the NLO terms except the $\ln E$ term. In principle, the coefficient “ $\frac{1}{4}\beta_0$ ” above could represent any coefficient of any sort of NLO single-log correction to the leading-order result, but we will use the notation $\frac{1}{4}\beta_0$ relevant to the QED application (2.21).

⁹ Our choice for how to write the argument of the explicit logarithm in (2.19) does not mean that the appropriate scale for $\alpha(Q_\perp)$ is $(\hat{q}E)^{1/4}$ [the nearly-democratic splitting estimate] for any value of ξ . But since $\ln(\mu/[f(\xi)(\hat{q}E)^{1/4}])$ can be written as $\ln(\mu/(\hat{q}E)^{1/4}) - \ln(f(\xi))$ for any ξ -dependence $f(\xi)$, the ξ dependence of the scale can be absorbed into the last term of (2.19). Here, the adjustments we need to make to our previous derivation of formulas for moments of the stopping distribution will only revolve around the dependence of the argument of the logarithm on E , not on ξ .

We can now use the following trick. Through next-to-leading order, (2.22) is equivalent to

$$\frac{d\Gamma}{d\xi}(E, \xi) \simeq E^{-\nu} \left\{ \frac{d\tilde{\Gamma}^{(0)}}{d\xi}(\xi) + \frac{d\tilde{\Gamma}^{(\text{NLO}')}}{d\xi}(\xi) \right\} \equiv E^{-\nu} \frac{d\hat{\Gamma}}{d\xi}(\xi) \quad (2.23)$$

with

$$\nu = \frac{1}{2} - \frac{1}{4}\beta_0\alpha. \quad (2.24)$$

This allows us to use the same formulas (2.10) that we derived for moments in the previous section, except that ν is now (2.24). Accounting for this difference in ν when we expand in α , (2.13) and (2.17) are modified to

$$\frac{\Delta\ell_{\text{stop}}}{\ell_{\text{stop}}^{(0)}} = -\frac{\text{Avg}[1 - \sqrt{\xi}]^{(\text{NLO})}}{\text{Avg}[1 - \sqrt{\xi}]^{(0)}} - \frac{\beta_0\alpha \text{Avg}[\sqrt{\xi} \ln \xi]^{(0)}}{4 \text{Avg}[1 - \sqrt{\xi}]^{(0)}} \quad (2.25)$$

and

$$\begin{aligned} \chi\alpha = & \frac{\text{Avg}[(1 - \sqrt{\xi})^2]^{(\text{NLO}')}}{2 \text{Avg}[(1 - \sqrt{\xi})^2]^{(0)}} - \frac{\text{Avg}[1 - \xi]^{(\text{NLO}')}}{2 \text{Avg}[1 - \xi]^{(0)}} \\ & + \frac{\beta_0\alpha \text{Avg}[(\sqrt{\xi} - \xi) \ln \xi]^{(0)}}{4 \text{Avg}[(1 - \sqrt{\xi})^2]^{(0)}} - \frac{\beta_0\alpha \text{Avg}[\xi \ln \xi]^{(0)}}{4 \text{Avg}[1 - \xi]^{(0)}}. \end{aligned} \quad (2.26)$$

These are the formulas that we will use later with large- N_f QED results for $d\Gamma/d\xi$ in order to produce figs. 6 and 8.

F. Charge stopping with double logarithms, etc.

For cases (such as QCD) where the NLO contribution to $d\Gamma/d\xi$ contains terms with more complicated energy dependence than $E^{-1/2} \ln E$, we have not figured out a way to get formulas as simple as (2.25) and (2.26) for our tests of overlap corrections to shower development. One could turn to direct numerical simulation of the original equation (2.3) for $\rho(E, z)$, but in the general case we have not so far figured out any particularly efficient way (numerically or otherwise) to solve the equation and cleanly isolate the expansion of that solution to first order in α . We present a different approach in Appendix C, which has been relegated to an appendix because (i) it is more complicated to derive and will be more complicated to implement numerically, and (ii) the previous results (2.25) and (2.26) are all that we will need for the large- N_f QED results presented in this paper. Also, since we do not yet have full QCD results for $d\Gamma/d\xi$, we leave the task of numerically implementing the procedure described in Appendix C to later work.

Note that, because all our measures of the size of NLO corrections are linear in $d\Gamma^{(\text{NLO})}/d\xi$, one could use different techniques for different contributions to $d\Gamma^{(\text{NLO})}/d\xi$ and then sum together the results. So, if desired, (2.25) and (2.26) could be used to calculate the contribution to $\Delta\ell_{\text{stop}}/\ell_{\text{stop}}$ and $\chi\alpha$ from all terms of $d\Gamma^{(\text{NLO})}/d\xi$ *except* the $\ln^2 E$ term, and then just the $\ln^2 E$ contribution could be evaluated using some other method like Appendix C.

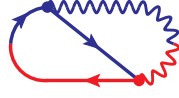


FIG. 13: Leading-order time-ordered diagram for $e \rightarrow \gamma e$. Blue represents a contribution to the amplitude and red represents a contribution to the conjugate amplitude. Repeated interactions with the medium are present but not explicitly shown. This diagram should be added to its complex conjugate by taking $2 \text{Re}[\dots]$.

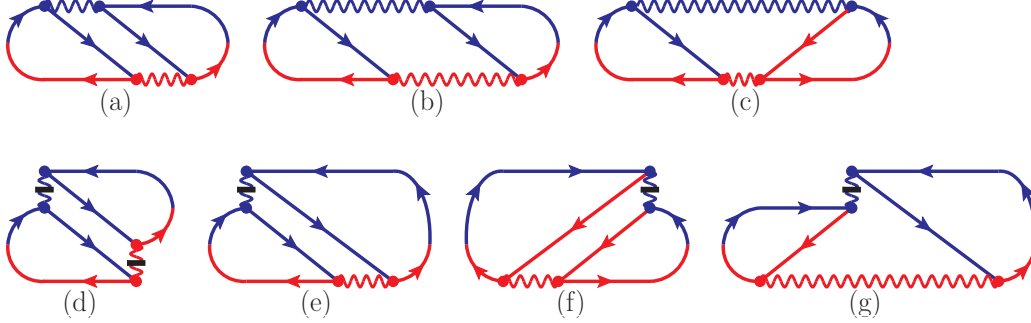


FIG. 14: Time-ordered interference diagrams for $e \rightarrow e \bar{e} e$ in large- N_f QED [13]. Complex conjugates should also be included by taking $2 \text{Re}[\dots]$ of the above.

III. THE EXAMPLE OF LARGE- N_f QED

A. The relevant diagrams

In preceding sections, we have talked abstractly about the rate $d\Gamma/d\xi$ relevant to following the original charged particle through the medium in cases (like large N) where the original particle's heir is always identifiable, even at next-to-leading order. Here we will relate this $d\Gamma/d\xi$, for large- N_f QED, to the specific diagrams and results of ref. [13]. In the conventions of ref. [13], the leading-order rate $d\Gamma^{(0)}/d\xi$ is given by the time-ordered interference diagram fig. 13 (plus its complex conjugate) for $e \rightarrow \gamma e$; the NLO corrections due to overlapping real-double splitting $e \rightarrow \gamma e \rightarrow e \bar{e} e$ are given by fig. 14 (plus complex conjugates); and the NLO virtual corrections to single splitting are given by fig. 15 (plus complex conjugates). Each diagram represents a contribution to the rate for the process, which is the product of an amplitude (represented by the blue part) times a conjugate amplitude (represented by the red part). In each diagram, only the high-energy particles are explicitly shown, but each high-energy particle is interacting an arbitrary number of times with the medium, and a medium average is performed. See refs. [13, 19, 24] for more detail. The vertical photon lines with bars across them represent photons with longitudinal polarization in light-cone gauge, which produce instantaneous interactions in light-cone time, whereas the unbarred photon lines represent transverse photons.

All together, the $d\Gamma/d\xi$ discussed earlier in this paper is

$$\frac{d\Gamma}{d\xi} \simeq \frac{d\Gamma^{(0)}}{d\xi} + \frac{d\Gamma^{(\text{NLO})}}{d\xi}, \quad (3.1a)$$

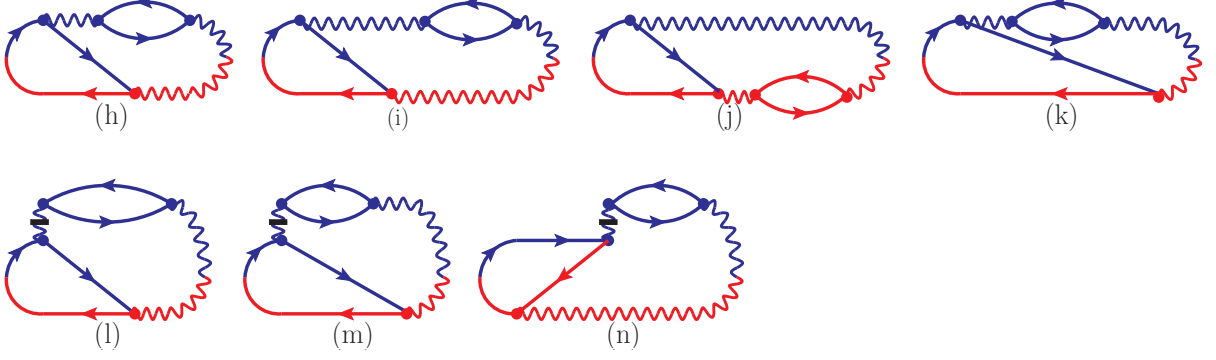


FIG. 15: Time-ordered interference diagrams for the virtual correction to $e \rightarrow \gamma e$ in large- N_f QED [13]. Again, complex conjugates should be included by taking $2 \text{Re}[\dots]$.

where the first term corresponds to fig. 13 and where

$$\begin{aligned} \frac{d\Gamma^{(\text{NLO})}}{d\xi} &= \left(\int_0^1 d\eta_e \left[\frac{\Delta d\Gamma}{d\xi d\eta_e} \right]_{e \rightarrow e\bar{e}e} \right) + \left[\frac{\Delta d\Gamma}{d\xi} \right]_{e \rightarrow \gamma e}^{(\text{NLO})} \\ &= 2 \text{Re} \left(\int_0^1 d\eta_e \left[\frac{\Delta d\Gamma}{d\xi d\eta_e} \right]_{(\text{a-g})} \right) + 2 \text{Re} \left[\frac{\Delta d\Gamma}{d\xi} \right]_{(\text{h-n})}. \end{aligned} \quad (3.1b)$$

In the last equation, the two terms correspond respectively to figs. 14 and 15. ξ is called x_e in ref. [13] and is the factor by which the original charge loses energy via single or overlapping double splitting. η_e represents the momentum fraction of the pair-produced electron relative to the photon that produced it. The Δ in $\Delta d\Gamma$ indicates that one should subtract from fig. 14 for $e \rightarrow e\bar{e}e$ the result one would get instead if one simply combined the *leading-order* formulas for the rate of $e \rightarrow \gamma e$ with that for $\gamma \rightarrow \bar{e}e$. In this way, double counting is avoided when using $d\Gamma/d\xi$ to generate shower development, and $\Delta d\Gamma$ represents the *corrections* to the rate due to overlapping formation times. See section I.A of ref. [19] for more explanation. The $\Delta d\Gamma$ in the second term of (3.1b) indicates a similar subtraction [13] for fig. 15, where the second splitting is virtual.

Ref. [13] shows that there is a simple relationship (called there a back-end transformation) that relates the double-splitting diagrams (a,b,c,e,g) to the virtual diagrams (h,i,j,l,n) respectively. For the particular combination (3.1b) [in which the double-splitting diagrams are simply integrated over η_e without any other factors], these diagrams in fact cancel each other and so do not need to be evaluated. Another relationship was found between (m) and (e), in a way that we have since discovered is related to (f) as¹⁰

$$2 \text{Re} \left[\frac{d\Gamma}{d\xi} \right]_{(\text{m})} = 2 \text{Re} \int_0^1 d\eta_e \left[\frac{d\Gamma}{d\xi d\eta_e} \right]_{(\text{f})}. \quad (3.2)$$

¹⁰ One finds this relationship if one simply writes out the expressions for diagrams (m) and (f) or evaluates the two diagrams numerically using the formulas of Ref. [13].

Putting all these cancellations and relations together, (3.1b) can be simplified to

$$\frac{d\Gamma^{(\text{NLO})}}{d\xi} = 2 \operatorname{Re} \left[\frac{d\Gamma}{d\xi} \right]_{(\text{k})} + 2 \operatorname{Re} \int_0^1 d\eta_e \left(\left[\frac{d\Gamma}{d\xi d\eta_e} \right]_{(\text{d})} + 2 \left[\frac{d\Gamma}{d\xi d\eta_e} \right]_{(\text{f})} \right). \quad (3.3)$$

The “ Δ ” designation in $\Delta d\Gamma$ has been dropped because the diagrams where that distinction was important (diagrams a–c [19] and the related virtual diagrams) have canceled. In consequence, for calculations of the charge stopping distance in large- N_f QED, we need evaluate just three of the NLO interference diagrams: the double-emission diagrams (d) and (f) and the virtual correction diagram (k).

B. Formulas and Numerical Integrals

Formulas for relevant diagrams can be found in Appendix A of ref. [13]. There we use variables x_e and y_e to parametrize the momentum fractions of daughters, where the relation to the ξ and η_e used above is

$$x_e \equiv \xi, \quad y_e \equiv (1 - x_e)\eta_e. \quad (3.4)$$

y_e is the momentum fraction of the pair-produced electron relative to the initial fermion of the double-splitting or virtual process, rather than relative to the photon. The leading-order rate is¹¹

$$\frac{d\Gamma^{(0)}}{dx_e} \equiv \left[\frac{d\Gamma}{dx_e} \right]_{\text{LO}} = 2 \operatorname{Re} \left[\frac{d\Gamma}{dx_e} \right]_{x\bar{x}} \quad (3.5a)$$

with

$$\left[\frac{d\Gamma}{dx_e} \right]_{x\bar{x}} = \frac{\alpha_{\text{EM}}}{2\pi} P_{e \rightarrow e}(x_e) i\Omega_0, \quad (3.5b)$$

$$P_{e \rightarrow e}(x_e) = \frac{1 + x_e^2}{1 - x_e}, \quad \Omega_0 = \sqrt{\frac{-i(1 - x_e)\hat{q}}{2x_e E}}. \quad (3.5c)$$

For next-to-leading order, formulas for the differential rates in (3.3) above are given by ref. [13] eqs. (A33), (A35), and (A41). The rate for the virtual diagram has the form

$$\begin{aligned} \left[\frac{d\Gamma}{dx_e} \right]_{(\text{k})} &\equiv \left[\frac{d\Gamma}{dx_e} \right]_{xy\bar{y}\bar{x}}^{(\text{ren})} = -\frac{N_f \alpha_{\text{EM}}}{3\pi} \left[\frac{d\Gamma}{dx_e} \right]_{x\bar{x}} \left(\ln \left(\frac{\mu^2}{(1-x_e)E\Omega_i} \right) + \gamma_E - 2 \ln 2 + \frac{5}{3} \right) \\ &\quad + \int_0^{1-x_e} dy_e \left[\frac{d\Gamma}{dx_e dy_e} \right]_{xy\bar{y}\bar{x}}^{(\text{subtracted})}, \end{aligned} \quad (3.6)$$

involving an integral over the loop momentum fraction y_e , with $[d\Gamma/dx_e dy_e]_{xy\bar{y}\bar{x}}^{(\text{subtracted})}$ given by ref. [13] eq. (A43). Renormalization of diagram (k) has been carried out in the $\overline{\text{MS}}$ -bar

¹¹ The leading-order rate formula (3.5) is equivalent to the 1956 result by Migdal [15] if the latter is packaged into more modern, general notation. (See, for example, appendix C.4 of ref. [13] for a translation.) The QCD analogs, not shown here, trace back to BDMPS [2, 3] and Zakharov [4].

scheme ($\overline{\text{MS}}$), and so $\alpha_{\text{EM}} = \alpha_{\text{EM}}(\mu)$ is the MS-bar renormalized coupling. Most of the differential rate formulas involves integrals

$$\frac{d\Gamma}{dx_e dy_e} \propto \int_0^\infty d(\Delta t) D(x_e, y_e, \Delta t) \quad (3.7)$$

of complicated functions $D(x_e, y_e, \Delta t)$. These integrals must be done numerically because we have failed in most cases to do them analytically. Subsequently, an integral over y_e or equivalently η_e must be performed in (3.1b) and (3.6) to obtain $d\Gamma/d\xi$. Finally, integrals over ξ must be done to test NLO effects on shower development, such as (2.25) and (2.26). All told, that's a triple numerical integral $(\xi, \eta_e, \Delta t)$ [equivalently $(x_e, y_e, \Delta t)$] of a complicated integrand.

We found even the initial integration (3.7) over Δt to be numerically expensive for $[d\Gamma/dx_e dy_e]_{xy\bar{y}\bar{x}}^{(\text{subtracted})}$. Presumably, more efficient numerical methods could be developed, but we took the following approach. We evaluated $[d\Gamma/dx_e dy_e]_{xy\bar{y}\bar{x}}^{(\text{subtracted})}$ for an appropriately chosen mesh of points in the (ξ, η_e) plane. The function has integrable divergences in various limits such as $\xi \rightarrow 0$ or 1 and/or $\eta_e \rightarrow 0$. Accounting for these divergences, we then figured out a way to numerically construct an interpolating function throughout the (ξ, η_e) integration region. Using that interpolation, we then performed the final integration over (ξ, η_e) by brute force with standard integration software (Mathematica [25]). Both the divergent limiting behavior and our method of interpolation are described in appendix D.

C. Results

Our main numerical results have already been displayed in figs. 6 and 8, which were generated by using the above formulas for $d\Gamma/d\xi$ in (2.25) and (2.26) respectively. The additional plot fig. 9 of the size of NLO corrections to dE/dz (which is well defined for large- N_f QED) is given by

$$\frac{\Delta(dE/dz)}{(dE/dz)^{(0)}} = \frac{\text{Avg}[1 - \xi]^{(\text{NLO})}}{\text{Avg}[1 - \xi]^{(0)}}, \quad (3.8)$$

since $(1 - \xi)E$ is the energy lost when the original electron goes from energy E to ξE .

IV. RENORMALIZATION SCALE DEPENDENCE OF $\Delta\ell_{\text{stop}}/\ell_{\text{stop}}^{(0)}$

We now give a little more detail about the renormalization scale dependence of our result for $\Delta\ell_{\text{stop}}/\ell_{\text{stop}}^{(0)}$.

A physical quantity, like ℓ_{stop} , should not depend on the choice of renormalization scale μ if computed to all orders and expressed in terms of either (i) other physical quantities, or (ii) things that can in principle be extracted from other physical quantities. An example of the latter is MS-bar $\alpha_{\text{EM}}(\mu_0)$ at some specific choice of scale μ_0 that is expressed in terms of physical quantities, like our $\mu_0 \equiv (\hat{q}E)^{1/4}$ chosen in fig. 6. But generally, when one truncates a small-coupling expansion at some finite order, the result *does* have μ dependence—the size of the variation with μ is formally of order the size of yet-higher-order corrections which have not been calculated, which in our case would be NNLO. But the evaluation of ℓ_{stop}

through NLO order (for constant $\hat{q}^{(0)}$) is an exception. Our expression for $\ell_{\text{stop}}^{(0)} + \Delta\ell_{\text{stop}}$ (but neither term individually) is actually μ -independent *provided* one correspondingly uses the 1-loop approximation to the renormalization group equation for $\alpha(\mu)$.

This feature is a consequence of the leading-order result $\ell_{\text{stop}}^{(0)}$ being order α^{-1} . Consider the solution

$$\frac{1}{\alpha(\mu)} = \frac{1}{\alpha(\mu_0)} - \beta_0 \ln\left(\frac{\mu}{\mu_0}\right) \quad (4.1)$$

to the 1-loop renormalization group equation

$$\frac{\partial\alpha(\mu)}{\partial\ln\mu} = \beta_0 \alpha^2(\mu). \quad (4.2)$$

In order for the stopping length to be μ -invariant through NLO, and given that $\ell_{\text{stop}}^{(0)} \propto \alpha^{-1}$, the stopping length must have an expansion through NLO in α of the form

$$\ell_{\text{stop}} \simeq \frac{A}{\alpha(\mu)} + \left[A\beta_0 \ln\left(\frac{\mu}{\mu_0}\right) - B \right], \quad (4.3)$$

where A and B are expressions that depend on $\hat{q}^{(0)}$ and E but not on μ or $\alpha(\mu)$. But then (4.1) means that the right-hand side of (4.3) does not depend at all on the value of μ if one uses 1-loop renormalization group equations for $\alpha(\mu)$.

The reason that our results for

$$\frac{\Delta\ell_{\text{stop}}}{\ell_{\text{stop}}^{(0)}} = \frac{\ell_{\text{stop}}}{\ell_{\text{stop}}^{(0)}} - 1 \quad (4.4)$$

nonetheless depend on μ is because the *leading-order* result $\ell_{\text{stop}}^{(0)} = A/\alpha(\mu)$ depends on μ implicitly through $\alpha(\mu)$. Note that in fig. 6, we have chosen to keep the physics constant as we vary μ by taking the horizontal axis to be $N_f\alpha(\mu_0)$ rather than $N_f\alpha(\mu)$. Specifically, using (4.1) and the μ -independence of (4.3), we can rewrite (4.4) as

$$\frac{\Delta\ell_{\text{stop}}}{\ell_{\text{stop}}^{(0)}} = -\frac{(B/A) - \beta_0 \ln(\mu/\mu_0)}{[\alpha(\mu_0)]^{-1} - \beta_0 \ln(\mu/\mu_0)}. \quad (4.5)$$

This expression sheds some light (at least algebraically) on the special value of $N_f\alpha(\mu_0)$ in fig. 6 where there is no μ dependence: it corresponds to the value $\alpha(\mu_0) = A/B = 0.77$, for which the μ -dependent numerator and denominator cancel each other in (4.5). [The value of B in (4.3) given by our results happens to be positive.] This exact cancellation of μ dependence for this special point is seemingly just an artifact of working to 1-loop order in our analysis of $\Delta\ell_{\text{stop}}/\ell_{\text{stop}}^{(0)}$ and the running of $\alpha(\mu)$.

There is nothing special about the $\mu = \mu_0$ line in fig. 6 being straight for the particular choice $\mu_0 = (\hat{q}E)^{1/4}$. If we had instead plotted $N_f\alpha(2\mu_0)$ on the horizontal axis, it would have been the $\mu = 2\mu_0$ line that would have been straight.

It is interesting to look at how $\Delta\ell_{\text{stop}}/\ell_{\text{stop}}^{(0)}$ behaves over a much wider range of μ than shown in fig. 6. The μ -dependence is shown in fig. 16 for the two cases $N_f\alpha(\mu_0) = 0.1$ and 1.0, for a range of μ that gets nonsensically far away from μ_0 . The vertical dashed line denotes the location, in the case $N_f\alpha(\mu_0) = 1.0$, where the 1-loop $\alpha(\mu)$ blows up to $+\infty$ and continuum QED breaks down as a sensible theory: the Landau pole

$$\Lambda_L = \mu_0 e^{1/\beta_0\alpha(\mu_0)}. \quad (4.6)$$

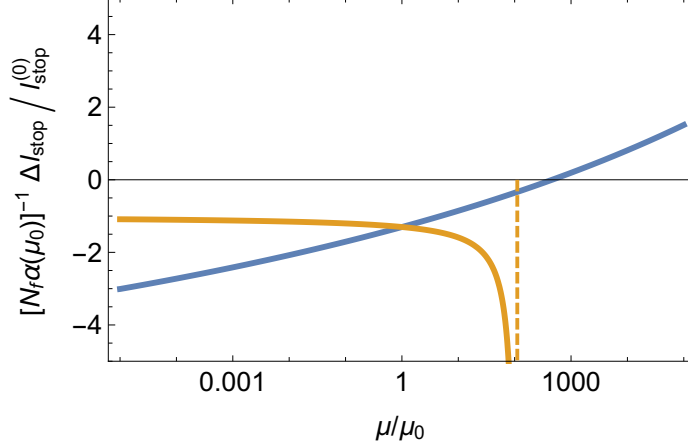


FIG. 16: μ -dependence of $[N_f \alpha(\mu_0)]^{-1} \Delta \ell_{\text{stop}} / \ell_{\text{stop}}^{(0)}$ over a nonsensically large range of μ . The two curves are for $N_f \alpha(\mu_0) = 0.1$ (blue) and $N_f \alpha(\mu_0) = 1.0$ (orange). The factor of $[N_f \alpha(\mu_0)]^{-1}$ scaling the vertical axis is there just to make the two curves comparable on the same plot, given that $\Delta \ell_{\text{stop}} / \ell_{\text{stop}}^{(0)}$ is of order $N_f \alpha$.

Note here that even for $N_f \alpha(\mu_0) = 1.0$, the Landau pole is still two orders of magnitude away from the physics scale μ_0 , and so our calculations are sensible. Another way of saying this is that for some sorts of physics, like the running of the coupling, $N_f \alpha(\mu_0) = 1.0$ can be considered a somewhat small coupling, whereas for the question of whether or not overlapping formation time effects are negligible in a medium, we have seen from figs. 6 and 8 that it is a moderately large coupling.

V. CAVEATS FOR $\chi\alpha$ TEST OF STRONG VS. WEAK-COUPLED SPLITTING

In the introduction, we motivated our discussion of the relative NLO correction $\chi\alpha$ in the expansion $\sigma/\ell_{\text{stop}} \simeq (\sigma/\ell_{\text{stop}})^{(0)}(1 + \chi\alpha)$ as a (partly) successful method for testing the size of NLO corrections that could not be absorbed into \hat{q} . Here we explain the caveat “partly,” which applies to the situation of double-log corrections to \hat{q} in QCD.

The idea was that corrections to \hat{q} would cancel between the numerator and denominator in $\sigma/\ell_{\text{stop}}$. This is true of energy-independent corrections to \hat{q} , but the situation is more subtle for corrections that depend logarithmically on energy.

A. Warm up / review for a single logarithm

It will be instructive to imagine a theory where the NLO corrections to \hat{q} depended on a *single* logarithm of energy that, so that

$$\delta \hat{q}(E) \approx A \alpha \hat{q}^{(0)} \ln(E/\hat{q} \tau_0^2) \quad (\text{for illustration only}) \quad (5.1a)$$

for some $O(1)$ constant A , giving

$$\frac{d\Gamma^{(\text{NLO})}}{d\xi}(E, \xi) \approx \frac{d\Gamma^{(0)}}{d\xi}(E, \xi) \times \frac{1}{2} A \ln(E/\hat{q} \tau_0^2) \quad (\text{for illustration only}) \quad (5.1b)$$

since $d\Gamma^{(0)}/d\xi$ scales like $\sqrt{\hat{q}/E}$. In this paper, depending on context, the symbol E sometimes refers (as above) to the energy of the parent of some splitting or overlapping double-splitting somewhere in the shower, and it sometimes instead refers to the energy of the particle that initiated the entire shower. To avoid confusion, let's call the latter E_0 here, and write $E = yE_0$ for the parent of the NLO splitting in (5.1b), where y is the longitudinal momentum fraction of that splitting's parent relative to the total energy of the shower. Then (5.1) may be rewritten as

$$\begin{aligned}\delta\hat{q}(E) &\approx A\alpha\hat{q}^{(0)} \ln(yE_0/\hat{q}\tau_0^2) \\ &= A\alpha\hat{q}^{(0)} \ln(E_0/\hat{q}\tau_0^2) + A\alpha\hat{q}^{(0)} \ln y \\ &= (\text{large logarithm constant}) + A\alpha\hat{q}^{(0)} \ln y,\end{aligned}\tag{5.2a}$$

giving

$$\frac{d\Gamma^{(\text{NLO})}}{d\xi}(E, \xi) \approx \frac{d\Gamma^{(0)}}{d\xi}(E, \xi) \times (\text{large logarithm constant}) + \frac{d\Gamma^{(0)}}{d\xi}(E, \xi) \times \frac{1}{2}A \ln y. \tag{5.2b}$$

The potentially large first term in (5.2a) is a constant addition to \hat{q} and so the first term in (5.2b) should cancel in the calculation of the ratio $\sigma/\ell_{\text{stop}}$. We've seen that explicitly in the discussion after (2.17). The second term in (5.2b) does not generate large logarithms because, as discussed in the introduction with regard to (1.6), the late-time evolution of the shower (small y above) does not contribute significantly to stopping distances. In formulas, the effect of the $\ln y$ term in (5.2b) would be precisely the $\text{Avg}[\cdots \ln \xi]^{(0)}$ terms in (2.26) [with the constant " $\frac{1}{4}\beta_0$ " there identified as the $\frac{1}{2}A$ of (5.1b)]. Those $\text{Avg}[\cdots \ln \xi]^{(0)}$ terms represent convergent integrals over ξ and do not generate any logarithmic enhancement of the result for $\chi\alpha$.

B. Double logarithms

Now consider in contrast a double-log correction to \hat{q} , as in QCD:

$$\begin{aligned}\delta\hat{q}(E) &\approx A\alpha\hat{q}^{(0)} \ln^2(yE_0/\hat{q}\tau_0^2) \\ &= A\alpha\hat{q}^{(0)} \ln^2(E_0/\hat{q}\tau_0^2) + 2A\alpha\hat{q}^{(0)} \ln(E_0/\hat{q}\tau_0^2) \ln y + A\alpha\hat{q}^{(0)} \ln^2 y \\ &= (\text{double-log enhanced constant}) + (\text{single-log enhanced constant}) \ln y \\ &\quad + A\alpha\hat{q}^{(0)} \ln^2(y).\end{aligned}\tag{5.3}$$

The first term above, which is the largest, is a constant and so will not contribute to $\sigma/\ell_{\text{stop}}$ and so will not affect $\chi\alpha$. The last term will not give any large-log contribution to $\sigma/\ell_{\text{stop}}$ because stopping distances are not sensitive to small y . But the middle term can be expected to give a *single-log* enhanced contribution to $\sigma/\ell_{\text{stop}}$ and so to $\chi\alpha$.

We characterized our proposal of studying $\chi\alpha$ as only partly successful because it manages to avoid double-log corrections (as well as avoiding all non-log corrections to \hat{q}), but there will be an issue with sub-leading logarithms in QCD. For QED, there are no double logs, and so this difficulty does not arise there.

VI. CONCLUSION

In this paper, we have proposed various simple characteristics of in-medium showers that can be used to test the size of overlapping formation time corrections, in an attempt to distinguish weakly vs. strongly-coupled splitting pictures of shower development. Part of our motivation was to find a measure insensitive to corrections that can be absorbed into \hat{q} . We found one for QED, but our proposal seems like it would run into difficulty at the level of sub-leading logarithms in QCD. This underscores the importance of understanding how to account for and absorb subleading logarithms in ongoing research on the calculation and structure of overlapping formation time corrections in QCD.

We used large- N_f QED as a concrete example in this paper, finding, for example, that the effect of overlapping formation times is modest (the weak-splitting picture appears good) for $N_f\alpha_{\text{EM}}(Q_\perp) \simeq 0.2$, but is roughly a 100% effect for $N_f\alpha_{\text{EM}}(Q_\perp) \simeq 1$. One is of course tempted to rashly speculate about how this might or might not translate to the QCD analog $C_A\alpha_s=N_c\alpha_s$ of $N_f\alpha_{\text{EM}}$, but that would be premature. For one thing, the infrared behavior of the LPM effect in QED and QCD is very different. The completed set of rates needed for a (large N_c) QCD NLO calculation of shower characteristics will hopefully be available in the future, but the issue of subleading logarithms will then need to be understood.

In large- N_f QED, the results of fig. 6 indicate that the net effect of overlapping formation times is to *reduce* the stopping length (corresponding to an increase in dE/dz). It would be nice to have a simple physical picture for understanding this sign of the result.

Acknowledgments

We thank Yacine Mehtar-Tani for useful conversations and the CERN theory group for their hospitality during the time this work was completed. This work was supported, in part, by the U.S. Department of Energy under Grant No. de-sc0007984.

Appendix A: Energy stopping distance and other generalizations

Here, we will generalize the analysis of section II D to moments $\langle z^n \rangle$ of the *energy* deposition distribution $\varepsilon(z)$, though we will not follow through with numerics in this paper. We will also then adapt the analysis to discuss formulas for moments of the charge deposition distribution when *not* in a large- N limit (e.g. for $N_f=1$ QED).

1. Energy deposition

In what follows, we use the term “species” to distinguish different types of particles: e.g. quark vs. gluon in QCD or electron vs. photon in QED.

a. $1 \rightarrow 2$ splitting: single species

We start by imaging the simplest case: only $1 \rightarrow 2$ splittings of particles in the shower, like in leading-order calculations of shower development. We also start by considering just one species of particle, like a shower initiated by a gluon in large- N_c QCD, where only $g \rightarrow gg$

would be relevant. The analog, for energy deposition, of the charge deposition equation (2.2) is

$$\frac{\partial \varepsilon(E, z)}{\partial z} = -\Gamma(E) \varepsilon(E, z) + \frac{1}{2} \int_0^1 d\xi \frac{d\Gamma}{d\xi}(E, \xi) \left[\xi \varepsilon(\xi E, z) + (1-\xi) \varepsilon((1-\xi)E, z) \right]. \quad (\text{A1})$$

Here ξ and $1-\xi$ represent the longitudinal momentum fractions of the two daughters in a splitting. The overall factor of $\frac{1}{2}$ in front of the integral is the final-state identical-particle symmetry factor, since we are focusing for the moment on the case that the two daughters (as well as the parent) of any splitting are the same species. There are two terms in the integrand, as opposed to just one in (2.2), because *both* daughters carry some of the energy of the parent, so the future evolution of both contribute to where the energy of the shower will be deposited. Since the energies of the two daughters are weighted by ξ and $1-\xi$ respectively, their individual distributions of where they deposit their energy should be weighted accordingly in their contribution to where the parent distributes its energy, which is the origin of the factors ξ and $1-\xi$ multiplying the corresponding daughter's ε inside the square brackets above.

One may combine terms to rewrite (A1) as

$$\frac{\partial \varepsilon(E, z)}{\partial z} = -\frac{1}{2} \int_0^1 d\xi \frac{d\Gamma}{d\xi}(E, \xi) \left[\varepsilon(E, z) - \xi \varepsilon(\xi E, z) - (1-\xi) \varepsilon((1-\xi)E, z) \right]. \quad (\text{A2})$$

One could also use the $\xi \leftrightarrow 1-\xi$ symmetry associated with having two identical daughters to simplify to

$$\frac{\partial \varepsilon(E, z)}{\partial z} = -\frac{1}{2} \int_0^1 d\xi \frac{d\Gamma}{d\xi}(E, \xi) \left[\varepsilon(E, z) - 2\xi \varepsilon(\xi E, z) \right], \quad (\text{A3})$$

but, for the sake of later generalization, we will find it useful to stay with (A2).

Now consider the case where rates may be taken to scale with energy as $E^{-\nu}$, as in sections IID and IIE of the main text. Write

$$\varepsilon(E, z) = E^{-\nu} \tilde{\varepsilon}(E^{-\nu} z) \quad (\text{A4})$$

analogous to (2.6). This yields

$$\frac{d\tilde{\varepsilon}(\tilde{z})}{d\tilde{z}} = -\frac{1}{2} \int_0^1 d\xi \frac{d\tilde{\Gamma}}{d\xi} \left[\tilde{\varepsilon}(\tilde{z}) - \xi^{1-\nu} \tilde{\varepsilon}(\xi^{-\nu} \tilde{z}) - (1-\xi)^{1-\nu} \tilde{\varepsilon}((1-\xi)^{-\nu} \tilde{z}) \right] \quad (\text{A5})$$

as the energy-deposition analog of (2.8). Taking moments of both sides leads to the recursion relation

$$\langle \tilde{z}^n \rangle = \frac{n \langle \tilde{z}^{n-1} \rangle}{\frac{1}{2} \int_0^1 d\xi \frac{d\tilde{\Gamma}}{d\xi} [1 - \xi^{1+n\nu} - (1-\xi)^{1+n\nu}]}. \quad (\text{A6})$$

Compare to (2.10). Note that in this appendix (except for section A2) the notation $\langle z^n \rangle$ refers to moments of the energy deposition distribution ε , whereas elsewhere in this paper it refers to moments of the charge distribution ρ .

One could now expand in α to obtain formulas for NLO corrections similar to (2.13), (2.17), (2.25), and (2.26), but we will not go into that level of detail here.

b. 1→2 splitting: multiple species

Now allow for multiple species, such as quarks and gluons. Showers initiated by different species i will generally produce different distributions $\varepsilon_i(E, z)$. The corresponding generalization of (A1) and (A2) is

$$\begin{aligned} \frac{\partial \varepsilon_i(E, z)}{\partial z} &= -\Gamma_i(E) \varepsilon_i(E, z) + \frac{1}{2} \sum_{jk} \int_0^1 d\xi \frac{d\Gamma_{i \rightarrow jk}}{d\xi}(E \rightarrow \xi E, (1-\xi)E) \\ &\quad \times \left[\xi \varepsilon_j(\xi E, z) + (1-\xi) \varepsilon_k((1-\xi)E, z) \right] \\ &= -\frac{1}{2} \sum_{jk} \int_0^1 d\xi \frac{d\Gamma_{i \rightarrow jk}}{d\xi}(E \rightarrow \xi E, (1-\xi)E) \\ &\quad \times \left[\varepsilon_i(E, z) - \xi \varepsilon_j(\xi E, z) - (1-\xi) \varepsilon_k((1-\xi)E, z) \right]. \end{aligned} \quad (\text{A7})$$

Here, for $j=k$ terms of the double sum over species (e.g. $g \rightarrow gg$ in QCD), the overall factor of $\frac{1}{2}$ in front of the integral is again a final-state identical-particle symmetry factor. For the $j \neq k$ terms of the sum, the overall factor of $\frac{1}{2}$ is canceled by the two permutations of jk in the double sum. For example, for i an electron in QED, the sum over j and k on the right-hand side would contain two terms which would be exactly equal: $e \rightarrow \gamma e$ and $e \rightarrow e \gamma$. The summation in (A7) is just a compact way of simultaneously accounting for the cases of identical and non-identical daughters.

Scaling out the energy dependence and taking moments of the equation, one finds

$$\begin{aligned} -n \langle \tilde{z}^{n-1} \rangle_i &= -\frac{1}{2} \sum_{jk} \int_0^1 d\xi \frac{d\tilde{\Gamma}_{i \rightarrow jk}}{d\xi} [\langle \tilde{z}^n \rangle_i - \xi^{1+n\nu} \langle \tilde{z}^n \rangle_j - (1-\xi)^{1+n\nu} \langle \tilde{z}^n \rangle_k] \\ &\equiv -\sum_m (M_{(n)})_{im} \langle \tilde{z}^n \rangle_m \end{aligned} \quad (\text{A8})$$

As indicated by the last line, it is convenient to write the relation in terms of a matrix $M_{(n)}$ acting on species space, with matrix elements

$$(M_{(n)})_{im} = \frac{1}{2} \sum_{jk} \int_0^1 d\xi \frac{d\tilde{\Gamma}_{i \rightarrow jk}}{d\xi} [\delta_{im} - \xi^{1+n\nu} \delta_{jm} - (1-\xi)^{1+n\nu} \delta_{km}]. \quad (\text{A9})$$

The recursion relation for the moments is then given in terms of the matrix inverse:

$$\langle \tilde{z}^n \rangle_i = n \sum_j (M_{(n)}^{-1})_{ij} \langle \tilde{z}^{n-1} \rangle_j. \quad (\text{A10})$$

The $n=1$ case reproduces (for $\nu = \frac{1}{2}$) the energy stopping length formula derived in ref. [16] for the case of quarks and gluons.

c. 1→2 and 1→3 splitting

The point of this paper is to be able to account for next-to-leading order corrections to shower development, which are generated when two consecutive splittings overlap. As discussed in section I.A of ref. [19], overlap corrections to double splitting should be treated as

effectively a type of $1 \rightarrow 3$ splitting in order to analyze shower development in the framework of classical probability theory.¹² In addition, there are also direct $1 \rightarrow 3$ splitting processes at NLO due, for example, to the 4-gluon vertex in QCD [26] or interactions involving intermediate longitudinally-polarized gauge bosons [13].

Let $d\Gamma_{i \rightarrow jk}$ and $d\Gamma_{i \rightarrow jkl}$ be the rates for $1 \rightarrow 2$ and effective $1 \rightarrow 3$ processes respectively. The generalization of (A7) to include the $1 \rightarrow 3$ processes is

$$\begin{aligned} \frac{\partial \varepsilon_i(E, z)}{\partial z} = & -\frac{1}{2} \sum_{jk} \int_0^1 d\xi_1 d\xi_2 \delta(1-\xi_1-\xi_2) \frac{d\Gamma_{i \rightarrow jk}}{d\xi_1}(E \rightarrow \xi_1 E, \xi_2 E) \\ & \times \left[\varepsilon_i(E, z) - \xi_1 \varepsilon_j(\xi_1 E, z) - \xi_2 \varepsilon_k(\xi_2 E, z) \right] \\ & - \frac{1}{3!} \sum_{jkl} \int_0^1 d\xi_1 d\xi_2 d\xi_3 \delta(1-\xi_1-\xi_2-\xi_3) \frac{d\Gamma_{i \rightarrow jkl}}{d\xi_1 d\xi_2}(E \rightarrow \xi_1 E, \xi_2 E, \xi_3 E) \\ & \times \left[\varepsilon_i(E, z) - \xi_1 \varepsilon_j(\xi_1 E, z) - \xi_2 \varepsilon_k(\xi_2 E, z) - \xi_3 \varepsilon_l(\xi_3 E, z) \right], \end{aligned} \quad (\text{A11})$$

where we have now used δ -functions to write the integrals over daughter momentum fractions ξ in a more symmetric form. For rates that scale with energy as $E^{-\nu}$, the recursion relation for the moments is again (A10) but now with

$$(M_{(n)})_{im} = \text{Avg}_{1 \rightarrow 2}[\delta_{im} - \xi_1^{1+n\nu} \delta_{jm} - \xi_2^{1+n\nu} \delta_{km}] + \text{Avg}_{1 \rightarrow 3}[\delta_{im} - \xi_1^{1+n\nu} \delta_{jm} - \xi_2^{1+n\nu} \delta_{km} - \xi_3^{1+n\nu} \delta_{lm}] \quad (\text{A12})$$

with

$$\text{Avg}_{1 \rightarrow 2}[f_{i \rightarrow jk}(\xi_1, \xi_2)] \equiv \frac{1}{2} \sum_{jk} \int_0^1 d\xi_1 d\xi_2 \delta(1-\xi_1-\xi_2) \frac{d\tilde{\Gamma}_{i \rightarrow jk}}{d\xi_1}(1 \rightarrow \xi_1, \xi_2) f_{i \rightarrow jk}(\xi_1, \xi_2), \quad (\text{A13})$$

$$\begin{aligned} \text{Avg}_{1 \rightarrow 3}[f_{i \rightarrow jkl}(\xi_1, \xi_2, \xi_3)] \equiv & \frac{1}{3!} \sum_{jkl} \int_0^1 d\xi_1 d\xi_2 d\xi_3 \delta(1-\xi_1-\xi_2-\xi_3) \frac{d\tilde{\Gamma}_{i \rightarrow jkl}}{d\xi_1 d\xi_2}(1 \rightarrow \xi_1, \xi_2, \xi_3) \\ & \times f_{i \rightarrow jkl}(\xi_1, \xi_2, \xi_3). \end{aligned} \quad (\text{A14})$$

d. Cancellation of QCD power-law divergences

In the above formulas, we have (i) grouped overlap corrections to actual double-splitting (e.g. fig. 14) into $d\Gamma_{i \rightarrow jkl}$ and (ii) grouped the corresponding NLO virtual corrections to single splitting (e.g. fig. 15) together with leading-order single splitting into $d\Gamma_{i \rightarrow jk}$. However, in QCD, these LPM rates individually have severe power-law (not just logarithmic) infrared

¹² Depending on whether overlap effects reduce or enhance the double-splitting process, the “rate” assigned to this effective $1 \rightarrow 3$ splitting process could be negative. But that does not cause any difficulty for the type of analysis considered in this paper.

divergences that make the two terms in (A12) separately infinite. Specifically, refs. [19, 24] show for large- N_c QCD that¹³

$$\frac{d\tilde{\Gamma}_{g \rightarrow ggg}}{d\xi_2 d\xi_3} \sim \frac{N_c^2 \alpha_s^2}{\xi_2 \xi_3^{3/2}} \sqrt{\frac{\hat{q}}{E}} \quad \text{for } \xi_3 \ll \xi_2 \ll 1. \quad (\text{A15})$$

(See section I.D of ref. [19] for a qualitative discussion.) As noted there, this blows up fast enough as $\xi_3 \rightarrow 0$ to have a divergent effect on energy loss if NLO virtual corrections to single splitting are ignored. In particular, (A15) means that the $\text{Avg}_{1 \rightarrow 3}[\dots]$ in (A12) has a power-law divergence from, for example, the $\xi_3 \rightarrow 0$ region of integration in (A14). It is firmly expected that this QCD power-law divergence will cancel in the sum in (A12) of $\text{Avg}_{1 \rightarrow 3}[\dots]$ and the NLO piece of $\text{Avg}_{1 \rightarrow 2}[\dots]$, leaving only the known QCD double-log divergence. This is something to verify in the future when results are available for the NLO virtual corrections to QCD single splitting. (The double log term itself needs to be treated using a more sophisticated method for computing the moments $\langle z^n \rangle$, as discussed in section II F.)

2. Charge deposition without assuming large N

Using the same methods as above, we can also generalize the charge deposition discussion of section II D to handle the case where N_f is not large. Beyond leading-order, we must then follow all of the charged daughters of each splitting because of interference effects like fig. 11a.

To adapt (A11) to charge deposition, it's useful to normalize each $\rho_i(E, z)$ so that its integral (i.e. $\langle 1 \rangle_i$) gives the relevant charge of species i . Then the charge deposition analog of (A11) is

$$\begin{aligned} \frac{\partial \rho_i(E, z)}{\partial z} = & -\frac{1}{2} \sum_{jk} \int_0^1 d\xi_1 d\xi_2 \delta(1-\xi_1-\xi_2) \frac{d\Gamma_{i \rightarrow jk}}{d\xi_1}(E \rightarrow \xi_1 E, \xi_2 E) \\ & \times \left[\rho_i(E, z) - \rho_j(\xi_1 E, z) - \rho_k(\xi_2 E, z) \right] \\ & - \frac{1}{3!} \sum_{jkl} \int_0^1 d\xi_1 d\xi_2 d\xi_3 \delta(1-\xi_1-\xi_2-\xi_3) \frac{d\Gamma_{i \rightarrow jkl}}{d\xi_1 d\xi_2}(E \rightarrow \xi_1 E, \xi_2 E, \xi_3 E) \\ & \times \left[\rho_i(E, z) - \rho_j(\xi_1 E, z) - \rho_k(\xi_2 E, z) - \rho_l(\xi_3 E, z) \right]. \end{aligned} \quad (\text{A16})$$

However, in QED (and analogously in QCD), charge conjugation invariance gives

$$\rho_\gamma(E, z) = 0, \quad \rho_{\bar{e}}(E, z) = -\rho_e(E, z), \quad (\text{A17})$$

¹³ Our ξ_2 and ξ_3 here are the x and y of refs. [19, 24].

and so one may rewrite (A16) as an equation just for $\rho_e(E, z)$:

$$\begin{aligned} \frac{\partial \rho_e(E, z)}{\partial z} = & - \int_0^1 d\xi_\gamma d\xi_e \delta(1-\xi_\gamma-\xi_e) \frac{d\Gamma_{e \rightarrow \gamma e}}{d\xi_e} \\ & \times \left[\rho_e(E, z) - \rho_e(\xi_e E, z) \right] \\ & - \frac{1}{2} \int_0^1 d\xi_{e1} d\xi_{e2} d\xi_{\bar{e}} \delta(1-\xi_{e1}-\xi_{e2}-\xi_{\bar{e}}) \frac{d\Gamma_{e \rightarrow ee\bar{e}}}{d\xi_{e1} d\xi_{e2}} \\ & \times \left[\rho_e(E, z) - \rho_e(\xi_{e1} E, z) - \rho_e(\xi_{e2} E, z) + \rho_e(\xi_{\bar{e}} E, z) \right]. \end{aligned} \quad (\text{A18})$$

For rates that scale as $E^{-\nu}$, the corresponding recursion relation for the moments of ρ_e would be

$$\langle \tilde{z}^n \rangle = \frac{n \langle \tilde{z}^{n-1} \rangle}{\text{Avg}_{e \rightarrow \gamma e}[1 - \xi_e^{n\nu}] + \text{Avg}_{e \rightarrow ee\bar{e}}[1 - \xi_{e1}^{n\nu} - \xi_{e2}^{n\nu} + \xi_{\bar{e}}^{n\nu}]}. \quad (\text{A19})$$

Appendix B: Numerical solution for leading-order $\rho^{(0)}(z)$

In this appendix, we discuss how to numerically solve for the full *leading*-order charge-stopping distribution $\rho^{(0)}(z)$, which is interesting but not necessary for anything else in this paper. We will not have to restrict attention to the large- N_f limit of QED in this appendix: large N_f was used to simplify the complexity of NLO calculations but this appendix only deals with leading order.

1. Numerical Procedure

In particular, we will solve the scaled equation (2.8), which is directly relevant only to leading-order calculations (given our assumptions) but not to NLO (which contains log dependence on energy). Note that (2.8) is linear in $\tilde{\rho}$, and so solving that equation does not by itself determine the overall normalization of $\tilde{\rho}$. But we may numerically find a solution with *any* normalization and then, as a final step, compute the normalization $\mathcal{N} = \int_0^\infty d\tilde{z} \tilde{\rho}(\tilde{z})$ and then rescale $\tilde{\rho}(z)$ by a factor of $1/\mathcal{N}$ to make $\tilde{\rho}$ into a normalized probability distribution.

To solve numerically, discretize z and rewrite (2.8) as

$$\tilde{\rho}(\tilde{z} - \Delta\tilde{z}) = \tilde{\rho}(\tilde{z}) + \Delta\tilde{z} \int_0^1 d\xi \frac{d\tilde{\Gamma}}{d\xi} [\tilde{\rho}(\tilde{z}) - \xi^{-1/2} \tilde{\rho}(\xi^{-1/2} \tilde{z})] \quad (\text{B1})$$

for small steps $-\Delta\tilde{z}$ and $\nu = \frac{1}{2}$. This version of the equation lets us take a solution for large \tilde{z} (say $\tilde{z} > \text{some } Z$) and extrapolate it step by step to smaller \tilde{z} . All we need to start the process is an approximate (un-normalized) solution to (2.8) in the large- z limit.

2. Large- \tilde{z} solution

We expect the charge deposition distribution should decay rapidly (e.g. exponentially) for large z , so let us make a WKB-inspired rewriting

$$\tilde{\rho}^{(0)}(\tilde{z}) \equiv e^{-W(\tilde{z})}, \quad (\text{B2})$$

where we will treat the exponent $W(\tilde{z})$ as large. Plugging (B2) into (2.8),

$$W'(\tilde{z}) = \int_0^1 d\xi \frac{d\tilde{\Gamma}^{(0)}}{d\xi} \left[1 - \xi^{-1/2} e^{W(\tilde{z}) - W(\xi^{-1/2}\tilde{z})} \right]. \quad (\text{B3})$$

We've explicitly written the superscripts “(0)” at this point to remind us that we are only solving the equation for the leading-order result. We've made that reminder because it will be important here that the LPM suppression of leading-order soft bremsstrahlung rates is very different in QED and QCD, such that the total LPM bremsstrahlung rate $\Gamma^{(0)}$ is infrared divergent in QCD but not QED. For finite total $\Gamma^{(0)}$, we assert (and will justify *a posteriori*) that the second term in the integrand of (B3) can be ignored when \tilde{z} is large, leaving

$$W'(\tilde{z}) \simeq \int_0^1 d\xi \frac{d\tilde{\Gamma}^{(0)}}{d\xi} = \tilde{\Gamma}^{(0)} \quad (\text{B4})$$

and so

$$W(\tilde{z}) \simeq \tilde{\Gamma}^{(0)} \tilde{z} \quad (\text{B5})$$

and

$$\tilde{\rho}^{(0)}(\tilde{z}) \simeq e^{-\tilde{\Gamma}^{(0)} \tilde{z}} \quad (\text{for large } \tilde{z}). \quad (\text{B6})$$

Putting this solution back into (B3), one finds that, for $\tilde{z} \gg 1/\tilde{\Gamma}_{(0)}$, the second term in the integrand is indeed ignorable compared to the first unless $1 - \xi \lesssim (\tilde{\Gamma}^{(0)} \tilde{z})^{-1}$. That leaves only a parametrically small portion of the ξ integration where the second term is important. As long as the integrals of the first and second terms are separately convergent, that means that the effect of the second term on the integral is negligible in the large \tilde{z} limit.

For leading-order QCD, one needs a different analysis, which we will not present here.

We have not bothered to go to higher order in our WKB-like expansion to determine whether there is any \tilde{z} dependence to the *pre-factor* of the exponential behavior (B6). For large enough \tilde{z} , an algebraic pre-factor will not vary significantly over the range $1/\tilde{\Gamma}^{(0)}$ it takes for the exponential to drop drastically. So our numerics will not be very sensitive to that pre-factor provided we only use (B6) for large enough \tilde{z} . This insensitivity may be checked by varying the cut-off Z chosen to switch between the asymptotic form for $\tilde{z} > Z$ and the numerical evolution using (B1) for $\tilde{z} < Z$.

3. Result

Using the above procedure with the QED leading-order LPM bremsstrahlung rate (3.5) gave the particular curve shown in fig. 7.¹⁴ Since this is a precise numeric result, we now show it in a little more detail in fig. 17.

Appendix C: One method for charge stopping with double logarithms, etc.

1. Basic equations

Instead of directly writing an equation (2.3) for the charge deposition, consider following the original charge through time, even before it is deposited, from energy E initially to some

¹⁴ We found that we converged to reasonably precise, stable results using $Z = 20$ and $\Delta z = 0.02$.

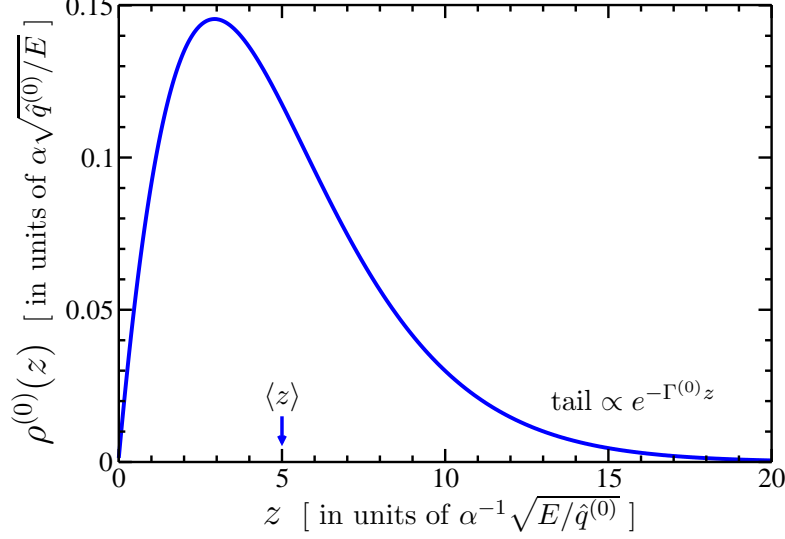


FIG. 17: The leading-order result for the distribution of charge deposition in large- N_f QED. This calculation is made in the approximation of constant $\hat{q}^{(0)}$, as discussed in section II B. The first moment and width of the above curve is $\ell_{\text{stop}} = 5.01$ and $\sigma = 3.24$ [in units of $\alpha^{-1}(E/\hat{q}^{(0)})^{1/2}$], in agreement with results calculated using the recursion relation (2.10) with $d\Gamma^{(0)}/d\xi$.

smaller xE at time $t = z$. Let $P(x, E, t)$ be the probability distribution for x at time t . We can find an equation for $P(x, E, t)$ somewhat similar to how we found the equation (2.3) for $\rho(x, E)$, and very similar to the method used by ref. [21] for gluon distributions. The basic equation for the evolution of P over an infinitesimal time interval Δt is

$$P(x, E, t+\Delta t) = [1 - \Gamma(xE) \Delta t] P(x, E, t) + \int_x^1 dy \int_0^1 d\xi \frac{d\Gamma}{d\xi}(\xi, yE) \Delta t P(y, E, t) \delta(x - \xi y). \quad (\text{C1})$$

The first term is the probability that nothing happened in the small time interval $[t, t+\Delta t]$ multiplied by the then-unchanged $P(x, E, t)$. The second term is the probability density $P(y, E, t)$ that the particle had some longitudinal momentum fraction $y > x$ at time t , convolved with the probability that a splitting took it from y to x during the small time interval $[t, t+\Delta t]$. Doing the y integral, and re-arranging terms and taking the limit $\Delta t \rightarrow 0$, gives

$$\frac{\partial}{\partial t} P(x, E, t) = -\Gamma(xE) P(x, E, t) + \int_x^1 \frac{d\xi}{\xi} \frac{d\Gamma}{d\xi}(\xi, \frac{x}{\xi}E) P(\frac{x}{\xi}, E, t). \quad (\text{C2})$$

This can be rewritten in the infrared-safe form

$$\frac{\partial}{\partial t} P(x, E, t) = - \int_0^1 d\xi \left[\frac{d\Gamma}{d\xi}(\xi, xE) P(x, E, t) - \frac{1}{\xi} \frac{d\Gamma}{d\xi}(\xi, \frac{x}{\xi}E) P(\frac{x}{\xi}, E, t) \right], \quad (\text{C3})$$

where, in order to compactly combine integrals, we have adopted the physically-appropriate convention that

$$P(x, E, t) \equiv 0 \quad \text{for } x > 1. \quad (\text{C4})$$

The initial condition on the time-evolution (C3) is that the particle start with energy E :

$$P(x, E, 0) = \delta(1 - x). \quad (\text{C5})$$

As noted in the similar context of ref. [21], the distribution $P(x, E, t)$ will have a δ -function piece corresponding to stopped particles:

$$P(x, E, t) = P_{\text{stopped}}(E, t) \delta(x) + P_{\text{unstopped}}(x, E, t), \quad (\text{C6})$$

where $P_{\text{stopped}}(E, t)$ in our case is the chance that the original charged particle has already stopped by time t . One can use this to recover the charge deposition distribution $\rho(x, z)$ that will be needed to calculate, for example, $\sigma/\ell_{\text{stop}}$. The total probability that the charge is still moving at time t is

$$Q_{\text{unstopped}}(E, t) = \int_{0^+}^1 dx P(x, E, t), \quad (\text{C7})$$

where 0^+ represents a positive infinitesimal. The charge deposition distribution $\rho(E, z)$ [where t and z are interchangeable in our discussion] is then

$$\rho(E, t) = -\frac{\partial Q_{\text{unstopped}}}{\partial t}. \quad (\text{C8})$$

The moments $\langle z^n \rangle$ of that distribution are then (integrating once by parts)

$$\langle z^n \rangle = \int_0^\infty dt t^n \rho(E, t) = n \int_0^\infty dt t^{n-1} Q_{\text{unstopped}}(E, t) = n \int_0^\infty dt t^{n-1} \int_{0^+}^1 dx P(x, E, t). \quad (\text{C9})$$

2. Leading-Order Equation

As in the main text, assume that the *leading-order* splitting rate scales with energy as $E^{-1/2}$ without any logs. Even though we then already know how to directly calculate the leading-order values of the moments $\langle z^n \rangle$ using the method of section IID, we will still, it turns out, need to know the leading-order solution $P^{(0)}(x, E, t)$ to (C3) in order to find the NLO correction $P^{(\text{NLO})}(x, E, t)$ to P , which we will need to find the NLO correction to moments. So let's first discuss how to find that leading-order solution. Similar to refs. [21, 22], we can use the $E^{-1/2}$ scaling of the leading-order splitting rate (and therefore $E^{1/2}$ scaling of distance and time scales) to simplify our basic equation (C3) by writing

$$P^{(0)}(x, E, t) = \tilde{P}^{(0)}(x, E^{-1/2}t) \equiv \tilde{P}^{(0)}(x, \tilde{t}). \quad (\text{C10})$$

Then (C3) becomes¹⁵

$$\frac{\partial}{\partial \tilde{t}} \tilde{P}^{(0)}(x, \tilde{t}) = -x^{-1/2} \int_x^1 d\xi \left[\frac{d\tilde{\Gamma}^{(0)}}{d\xi}(\xi) \tilde{P}^{(0)}(x, \tilde{t}) - \xi^{-1/2} \tilde{P}^{(0)}\left(\frac{x}{\xi}, \tilde{t}\right) \right] \quad (\text{C11})$$

¹⁵ Our (C11) is similar in form to eq. (4) of ref. [21]. One difference is that their analysis accounts for all daughters of each splitting $g \rightarrow gg$ of a gluon shower because they are interested in the number distribution of gluons. We would also need to do this to compute what we call “energy” deposition by this method. But here we only need to track the fate of the single red-line particle in fig. 10 to compute charge deposition $\rho(z, E)$ (at least in large- N theories, as discussed in the main text). Additionally, there are some inessential normalization differences associated with how we define $d\tilde{\Gamma}$ from $d\Gamma$ [related to their $\mathcal{K}(z)$ from $d\mathcal{P}_{\text{br}}/dz d\tau$] and how we define our \tilde{t} from t [related to their τ from t].

with initial condition $\tilde{P}^{(0)}(x, 0) = \delta(1 - x)$. We have not found any closed form solutions, but (C11) could be solved numerically. We will assume one has such a solution in hand and now discuss how to obtain from it the NLO correction.

3. Finding $P^{(\text{NLO})}$ from $P^{(0)}$

Expand

$$P(x, E, t) \simeq P^{(0)}(x, E, t) + P^{(\text{NLO})}(x, E, t). \quad (\text{C12})$$

Making no assumptions about the energy dependence of the NLO piece $d\Gamma^{(\text{NLO})}/d\xi$ of the splitting rate, we now show how to determine $P^{(\text{NLO})}$ from $P^{(0)}$.

Rather than returning to the general equation (C3) for $P(x, E, t)$, we find it easier to find $P^{(\text{NLO})}$ by a direct probability argument. First, as a matter of language, let's call $d\Gamma^{(0)}/d\xi$ the rate for leading-order splittings and $d\Gamma^{(\text{NLO})}/d\xi$ the rate for ‘‘NLO splittings’’ (e.g. the correction from overlapping double splittings, or the virtual correction to single splittings). Then imagine a shower composed of any number of leading-order splittings plus zero or one or more NLO splittings, and correspondingly decompose

$$P(x, E, t) \simeq P_{(0 \text{ NLO splits})}(x, E, t) + P_{(1 \text{ NLO split})}(x, E, t). \quad (\text{C13})$$

This is not quite the same as (C12) because $P^{(0)}$ is the probability if the *only* type of splitting possible were leading-order splittings. $P_{(0 \text{ NLO splits})}$, in contrast, imagines a world in which NLO splittings are also possible but, by random chance, none have occurred in the time interval $[0, t]$. It differs from $P^{(0)}$ by having to account for the probability that no NLO splittings occurred.

Before examining the difference between $P^{(0)}$ and $P_{(0 \text{ NLO splits})}$ in more detail, it will be helpful to first figure out $P_{(1 \text{ NLO split})}$, depicted in fig. 18. In formulas, this picture translates to

$$P_{(1 \text{ NLO split})}(x, E, t) = \int_0^t dt' \int_x^1 dy \int_{x/y}^1 d\xi P_{(0 \text{ NLO splits})}(y, E, t') \frac{d\Gamma^{(\text{NLO})}}{d\xi}(\xi, yE) \\ \times \left[(\xi y)^{-1} P_{(0 \text{ NLO splits})}\left(\frac{x}{\xi y}, \xi y E, t - t'\right) \right]. \quad (\text{C14})$$

The first factor in the integrand gives the probability of making it to time t' with only leading-order splittings which take the energy of the original particle down from E to yE . The second factor gives the probability that there is then a NLO splitting in the interval $[t', t' + dt']$ that takes the energy from yE to $\xi y E$. The final factor (in square brackets) is related to the probability of then making it from there to the later time t with only leading-order splittings taking the energy from $\xi y E$ to the final value $x E = (x/\xi y) \times (\xi y E)$. The reason for the normalization factor $(\xi y)^{-1}$ inside the square brackets is because the left-hand side of (C14) represent a probability distribution for x whereas the $P_{(0 \text{ NLO splits})}(\frac{x}{\xi y}, \xi y E, t - t')$ on the right-hand side represents a probability distribution for $x/\xi y$, and so one must convert.

In (C14), the explicit factor $d\Gamma^{(\text{NLO})}/d\xi$ is already next-to-leading order in α . Since we are ultimately only interested in the expansion (C12) of probabilities characterizing the shower to next-to-leading-order, we may therefore approximate the other factors $P_{(0 \text{ NLO splits})}$ in

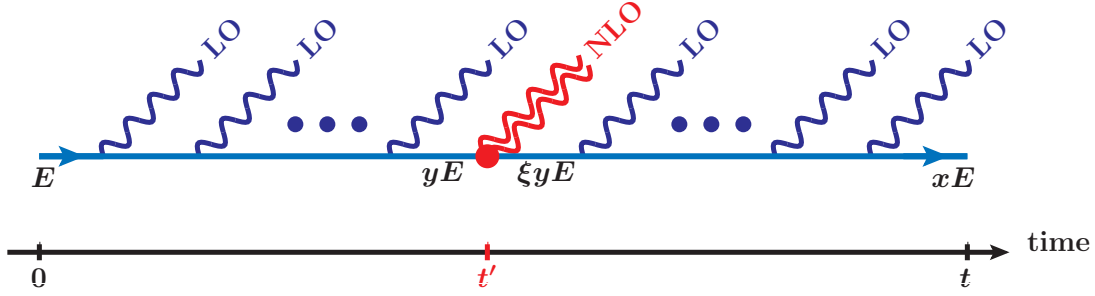


FIG. 18: A picture of following the original charge through a shower for a case where exactly one of the splittings involving that charge is a next-leading-order splitting.

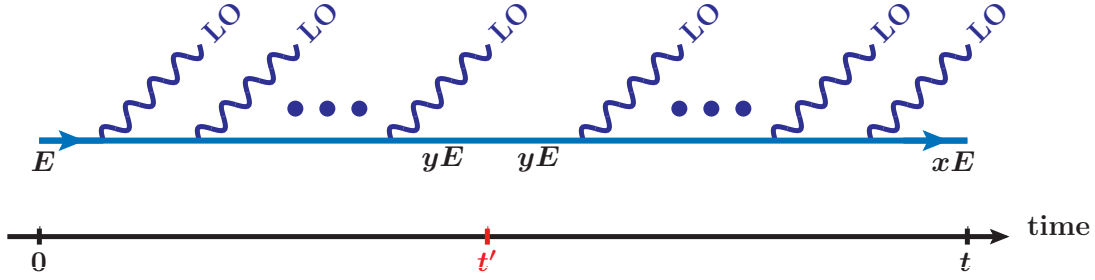


FIG. 19: Like fig. 18 but showing a case where (randomly) all of the splittings are leading-order splittings. To evaluate its probability, we must combine the probabilities that in each tiny time interval $[t', t' + dt']$ there was no NLO splitting.

(C14) by $P^{(0)}$. So

$$P_{(1 \text{ NLO split})}(x, E, t) \simeq \int_0^t dt' \int_x^1 dy \int_{x/y}^1 d\xi P^{(0)}(y, E, t') \frac{d\Gamma^{(\text{NLO})}}{d\xi}(\xi, yE) \times \left[(\xi y)^{-1} P^{(0)}\left(\frac{x}{\xi y}, \xi yE, t - t'\right) \right]. \quad (\text{C15})$$

Now let's return to the first term of (C13), $P_{(0 \text{ NLO splits})}$, and its difference from $P^{(0)}$ at first order in $d\Gamma^{(\text{NLO})}$. To evaluate this difference, consider fig. 19, which is the analog of fig. 18 but with *no* NLO splitting occurring during the time interval $[t', t' + dt']$. The corresponding formula analogous to (C15) is

$$P_{(0 \text{ NLO splits})}(x, E, t) \simeq P^{(0)}(x, E, t) - \int_0^t dt' \int_x^1 dy \int_0^1 d\xi P^{(0)}(y, E, t') \frac{d\Gamma^{(\text{NLO})}}{d\xi}(\xi, yE) \times \left[y^{-1} P^{(0)}\left(\frac{x}{y}, yE, t - t'\right) \right], \quad (\text{C16})$$

where

$$dt' \int_0^1 d\xi \frac{d\Gamma^{(\text{NLO})}}{d\xi}(\xi, yE) \quad (\text{C17})$$

represents the probability of any NLO splitting that could have happened in the time interval $[t', t' + dt']$ but didn't.

Combining (C15) and (C16) to compare (C13) with (C12), we then have

$$P^{(\text{NLO})}(x, E, t) = - \int_0^t dt' \int_x^1 dy \int_0^1 d\xi P^{(0)}(y, E, t') \frac{d\Gamma^{(\text{NLO})}}{d\xi}(\xi, yE) \\ \times \left[y^{-1} P^{(0)}\left(\frac{x}{y}, yE, t - t'\right) - (\xi y)^{-1} P^{(0)}\left(\frac{x}{\xi y}, \xi yE, t - t'\right) \right], \quad (\text{C18})$$

where, in order to combine integrals, we have again adopted the convention (C4).

4. NLO corrections to moments $\langle z^n \rangle$

Similar to our notation $\ell_{\text{stop}} \simeq \ell_{\text{stop}}^{(0)} + \Delta\ell_{\text{stop}}$, we'll write the expansion of other moments of the charge deposition distribution $\rho(z, E)$ to NLO as

$$\langle z^n \rangle \simeq \langle z^n \rangle^{(0)} + \Delta\langle z^n \rangle. \quad (\text{C19})$$

Putting (C18) into (C9),

$$\Delta\langle z^n \rangle = -n \int_0^\infty dt t^{n-1} \int_{0^+}^1 dx \int_0^t dt' \int_x^1 dy \int_0^1 d\xi P^{(0)}(y, E, t') \frac{d\Gamma^{(\text{NLO})}}{d\xi}(\xi, yE) \\ \times \left[y^{-1} P^{(0)}\left(\frac{x}{y}, yE, t - t'\right) - (\xi y)^{-1} P^{(0)}\left(\frac{x}{\xi y}, \xi yE, t - t'\right) \right]. \quad (\text{C20})$$

Because $d\Gamma^{(0)}$ and $P^{(0)}$ have simple scaling with E , we will find it convenient to scale out the same factors of $E^{1/2}$ from the NLO rate as in the main text:

$$\frac{d\tilde{\Gamma}^{(\text{NLO})}}{d\xi}(\xi, E) \equiv E^{-1/2} \frac{d\tilde{\Gamma}^{(\text{NLO})}}{d\xi}(\xi, E). \quad (\text{C21})$$

Using (C10), eq. (C20) above can be written

$$\Delta\langle \tilde{z}^n \rangle = -n \int_0^\infty d\tilde{t} \tilde{t}^{n-1} \int_{0^+}^1 dx \int_0^{\tilde{t}} d\tilde{t}' \int_x^1 dy \int_0^1 d\xi \tilde{P}^{(0)}(y, \tilde{t}') y^{-1/2} \frac{d\tilde{\Gamma}^{(\text{NLO})}}{d\xi}(\xi, yE) \\ \times \left[y^{-1} \tilde{P}^{(0)}\left(\frac{x}{y}, y^{-1/2}(\tilde{t} - \tilde{t}')\right) - (\xi y)^{-1} \tilde{P}^{(0)}\left(\frac{x}{\xi y}, (\xi y)^{-1/2}(\tilde{t} - \tilde{t}')\right) \right]. \quad (\text{C22})$$

Changing integration variable from \tilde{t} to $\tilde{T} \equiv \tilde{t} - \tilde{t}'$, we may rewrite

$$\int_0^\infty d\tilde{t} \tilde{t}^{n-1} \int_0^{\tilde{t}} d\tilde{t}' \dots = \int_0^\infty d\tilde{T} \int_0^\infty d\tilde{t}' (\tilde{t}' + \tilde{T})^{n-1} \dots \\ = \sum_{k=0}^{n-1} \binom{n-1}{k} \int_0^\infty d\tilde{T} \tilde{T}^k \int_0^\infty d\tilde{t}' (\tilde{t}')^{n-1-k} \dots \quad (\text{C23})$$

in (C22). Defining the time-moments

$$\tilde{P}_j^{(0)}(x) \equiv \int_0^\infty d\tilde{t} \tilde{t}^j \tilde{P}^{(0)}(x, \tilde{t}) \quad (\text{C24})$$

of $\tilde{P}^{(0)}(x, t)$, we can then write

$$\Delta\langle\tilde{z}^n\rangle = -n \sum_{k=0}^{n-1} \binom{n-1}{k} \int_{0^+}^1 dx \int_x^1 dy \int_0^1 d\xi \tilde{P}_{n-1-k}^{(0)}(y) \frac{d\tilde{\Gamma}^{(\text{NLO})}}{d\xi}(\xi, yE) \\ \times y^{-1/2} \left[y^{(k-1)/2} \tilde{P}_k^{(0)}\left(\frac{x}{y}\right) - (\xi y)^{(k-1)/2} \tilde{P}_k^{(0)}\left(\frac{x}{\xi y}\right) \right]. \quad (\text{C25})$$

The constraint (C4) allows us to replace the lower limit of integration on the y integral by zero. Continuing to use (C4), the x integration in (C25) can then be accomplished as follows:

$$\int_{0^+}^1 dx \tilde{P}_k^{(0)}\left(\frac{x}{\xi y}\right) = \xi y \int_{0^+}^1 d\bar{x} P_k^{(0)}(\bar{x}) = \frac{\xi y}{k+1} \langle z^{k+1} \rangle^{(0)}, \quad (\text{C26})$$

where the last equality follows from (C9) and (C24). So, with a little manipulation and switching summation variable to $p \equiv k+1$, (C25) becomes

$$\Delta\langle\tilde{z}^n\rangle = - \sum_{p=1}^n \binom{n}{p} \langle\tilde{z}^p\rangle^{(0)} \int_0^1 dy y^{(p-1)/2} \tilde{P}_{n-p}^{(0)}(y) \int_0^1 d\xi \frac{d\tilde{\Gamma}^{(\text{NLO})}}{d\xi}(\xi, yE) [1 - \xi^{p/2}], \quad (\text{C27})$$

where the leading-order $\langle\tilde{z}^n\rangle^{(0)}$ is given recursively by the simple result of section II D applied to the leading-order rate:

$$\langle\tilde{z}^p\rangle^{(0)} = \frac{p \langle\tilde{z}^{p-1}\rangle^{(0)}}{\int_0^1 d\xi \frac{d\tilde{\Gamma}^{(0)}}{d\xi} [1 - \xi^{p/2}]}. \quad (\text{C28})$$

(C27) is our result for how to isolate the NLO correction to the moments of $\rho(E, z)$ from a numerical calculation of the leading-order $\tilde{P}^{(0)}(z, t)$, for any energy dependence of $d\Gamma^{(\text{NLO})}/d\xi$. We leave the matter there.¹⁶

Appendix D: Limiting behavior and numerical interpolation of $d\Gamma/dx_e d\mathbf{h}_e$

In this appendix, we discuss limiting cases of the contributions of diagrams (f) and (k) to $d\Gamma/d\xi d\mathbf{h}_e$, and then use that knowledge to smooth out those contributions into forms that can be more easily interpolated numerically.

1. $2 \text{Re}[d\Gamma^{(\text{subtracted})}/dx_e d\mathbf{h}_e]$

For simplicity of notation, define

$$f(x_e, \mathbf{h}_e) \equiv 2 \text{Re} \left[\frac{d\Gamma}{dx_e d\mathbf{h}_e} \right]_{xy\bar{y}\bar{x}}^{(\text{subtracted})} = (1-x_e) 2 \text{Re} \left[\frac{d\Gamma}{dx_e dy_e} \right]_{xy\bar{y}\bar{x}}^{(\text{subtracted})} \quad (\text{D1})$$

¹⁶ We have checked that in the special case where the *only* energy dependence of $d\Gamma^{(\text{NLO})}/d\xi$ is an overall factor of $E^{-1/2}$ (i.e. where $d\tilde{\Gamma}^{(\text{NLO})}/d\xi$ is independent of energy), then the factorization of the integrals in (C27) allows one to show, after a somewhat lengthy argument, that this formula reproduces the answer one would get by expanding the result of section II D for $\langle z^n \rangle$.

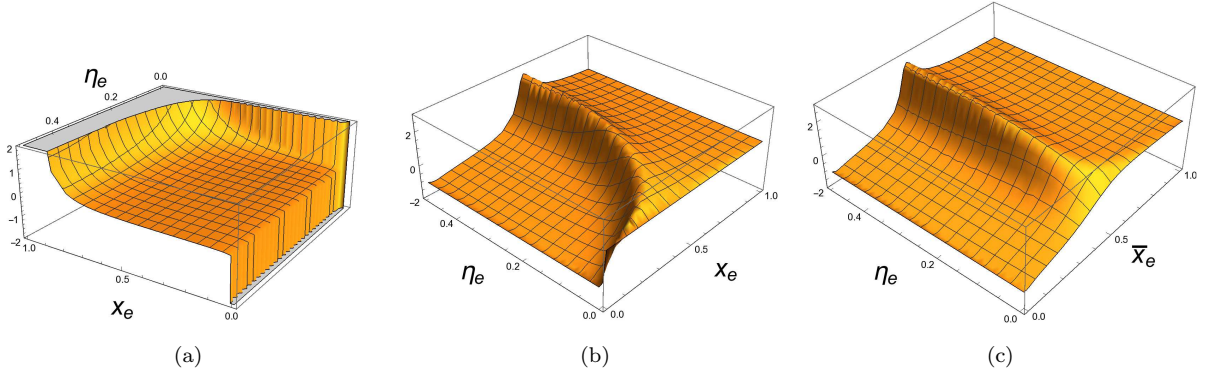


FIG. 20: (a) The original function $f(x_e, \eta_e)$ of (D1), which diverges in various limits; (b) the corresponding finite function g of (D10); (c) a smoothed version of g created by transforming x_e to \bar{x}_e as in (D12).

Fig. 20a show a plot of $f(x_e, \eta_e)$. Both x_e and η_e run from 0 to 1, but in large- N_f QED the result for $d\Gamma/d\xi$ is symmetric under interchanging the two daughters of the photon pair production, corresponding to symmetry under $\eta_e \rightarrow 1 - \eta_e$. Taking advantage of this, we will only plot, discuss, and interpolate $f(x_e, \eta_e)$ here and in what follows for

$$0 < x_e < 1, \quad 0 < \eta_e \leq \frac{1}{2}. \quad (\text{D2})$$

The function in fig. 20a diverges to $+\infty$ for $x \rightarrow 1$ and $\eta \rightarrow 0$ and diverges to $-\infty$ for $x \rightarrow 0$. Section II of Ref. [13] found that the $x \rightarrow 1$ divergence of the *double* splitting process $e \rightarrow e\bar{e}e$ is

$$\left[\frac{d\Gamma}{dx_e d\eta_e} \right]_{e \rightarrow e\bar{e}e} \approx \frac{\alpha_{\text{EM}}}{2\pi} P_{e \rightarrow e}(x_e) \ln \left(\frac{t_{\text{form}, x_e}}{t_{\text{form}, \eta_e}} \right) \left[\frac{d\Gamma}{d\eta_e} \right]_{\gamma \rightarrow e\bar{e}}^{\text{LO}}, \quad (\text{D3})$$

at leading-log order, where (also at leading-log order) one may use parametric estimates for the formation times in the argument of the logarithm. We find numerically that this same formula works for the NLO single-splitting correction (D1). Moreover, we find it works whenever the formation time t_{form, η_e} for pair production from the photon is parametrically small compared to the formation time t_{form, x_e} for the bremsstrahlung, which includes the limit $\eta_e \rightarrow 0$ as well as $x_e \rightarrow 1$. Using numerics, we have also extracted the constant under the logarithm for this limit, finding that $f(x_e, \eta_e)$ approaches

$$F_1(x_e, \eta_e) \equiv \frac{\alpha_{\text{EM}}}{2\pi} P_{e \rightarrow e}(x_e) \left[\ln \left(\frac{x_e^{1/2}}{(1-x_e)[\eta_e(1-\eta_e)]^{1/2}} \right) - 1.2607 \right] \left[\frac{d\Gamma}{d\eta_e} \right]_{\gamma \rightarrow e\bar{e}}^{\text{LO}} \quad (\text{D4})$$

both for (i) $x_e \rightarrow 1$ and for (ii) $\eta_e \rightarrow 0$ with x_e fixed. Above,

$$\left[\frac{d\Gamma}{d\eta_e} \right]_{\gamma \rightarrow e\bar{e}}^{\text{LO}} = \frac{N_f \alpha_{\text{EM}}}{\pi} P_{\gamma \rightarrow e}(\eta_e) \text{Re}(i\Omega_0^{\gamma \rightarrow e\bar{e}}), \quad (\text{D5})$$

$$\Omega_0^{\gamma \rightarrow e\bar{e}} = \sqrt{\frac{-i\hat{q}}{2\eta_e(1-\eta_e)E_\gamma}} = \sqrt{\frac{-i\hat{q}}{2\eta_e(1-\eta_e)x_\gamma E}}, \quad (\text{D6})$$

$$P_{e \rightarrow e}(x_e) = \frac{1 + x_e^2}{1 - x_e}, \quad P_{\gamma \rightarrow e}(\eta_e) = \eta_e^2 + (1 - \eta_e)^2. \quad (\text{D7})$$

For the $x_e \rightarrow 0$ divergence, we do not know of a physical argument like the one of ref. [13] for the previous limit (D3), and we have not tried to derive this limit analytically from the general formula for $f(x_e, \eta_e)$. However, we have found by numerical experimentation that $f(x_e, \eta_e)$ approaches

$$F_0(x_e, \eta_e) \equiv -N_f \alpha_{\text{EM}}^2 c_0 P_{\gamma \rightarrow e}(\eta_e) \sqrt{\frac{1 - x_e}{x_e}} \quad (\text{D8})$$

for $x_e \rightarrow 0$ with η_e fixed, where c_0 is a constant whose numerical value is approximately

$$c_0 \cong \frac{1}{10\pi}. \quad (\text{D9})$$

Next, we combined the limits F_0 and F_1 to make a positive weighting function F that correctly approximates the magnitude of f in all of the divergent limiting cases. The goal was to create a new function

$$g(x_e, \eta_e) \equiv \frac{f(x_e, \eta_e)}{F(x_e, \eta_e)} \quad (\text{D10})$$

that would not be divergent. By trial and error, trying to choose a g that looked reasonable, we settled on the choice

$$F(x_e, \eta_e) \equiv \sqrt{[F_1(x_e, \eta_e)]^2 - F_1(x_e, \eta_e) F_0(x_e, \eta_e) + [F_0(x_e, \eta_e)]^2}. \quad (\text{D11})$$

The resulting finite function $g(x_e, \eta_e)$ is shown in fig. 20b. Note that it has an unfortunate finite directional singularity for $(x_e, \eta_e) \rightarrow (0, 0)$, where the value of g depends on how one approaches the limit. One can trace this back to a similar directional singularity in how f diverged as $(x_e, \eta_e) \rightarrow (0, 0)$ in fig. 20a.

The directional singularity in fig. 20b complicates good numerical interpolation of g from a finite mesh of values. We therefore looked for a η_e -dependent change of the x_e variable, $x_e \rightarrow \bar{x}_e(\eta_e)$, that would map the interval $[0, 1]$ into itself while shifting the location of the ridge in fig. 20b to avoid running into the corner. To map $[0, 1]$ into itself, we considered a transformation of the form

$$\bar{x}_e(\eta_e) = \frac{(1 - x_0(\eta_e))x_e}{x_0(\eta_e) + (1 - 2x_0(\eta_e))x_e}, \quad (\text{D12a})$$

which maps $x_e = x_0(\eta_e)$ to $\bar{x}_e = \frac{1}{2}$. By experimentation, we chose

$$x_0(\eta_e) = \left(a + \frac{b}{\eta_e}\right) \frac{\eta_e^2}{(\eta_e + c)^2} \quad (\text{D12b})$$

with

$$a = 0.63775522, \quad b = 0.1264279, \quad c = 0.09664453. \quad (\text{D12c})$$

Fig. 20c then shows g as a function of (\bar{x}_e, η_e) instead of (x_e, η_e) . This function is smooth enough for numerical interpolation. Our procedure was to evaluate f for a mesh of points in (\bar{x}_e, η_e) space, from which we obtain g on that mesh of points, and then interpolate to get g in the entire (\bar{x}_e, η_e) region. The original function $f(x_e, \eta_e)$ can then be evaluated from this interpolation by inverting all of the steps described above.

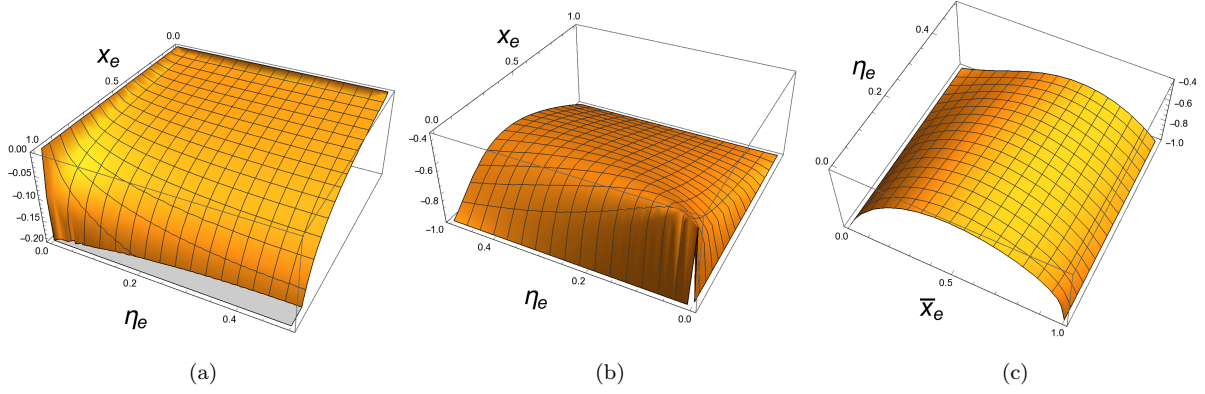


FIG. 21: Like fig. 20 but for the $f(x_e, \eta_e)$ of (D13).

2. $2 \operatorname{Re}[2 d\Gamma_{(f)}/dx_e d\eta_e]$

Fig. 21 shows the same sort of transformations but here for the contribution

$$f(x_e, \eta_e) \equiv 2 \times 2 \operatorname{Re} \left[\frac{d\Gamma}{dx_e d\eta_e} \right]_{(f)} = 2 \times (1-x_e) 2 \operatorname{Re} \left[\frac{d\Gamma}{dx_e dy_e} \right]_{(f)} \quad (\text{D13})$$

to $d\Gamma/d\xi$ in (3.3).

One difference here is that the only divergence of f is for $x_e \rightarrow 1$. However, there is $\sqrt{\eta_e}$ or $\sqrt{x_e}$ behavior in other limits, which is best to also remove before interpolation. So we again look at all the limiting cases. We find

$$F_1(x_e, \eta_e) \equiv -\frac{N_f \alpha_{\text{EM}}^2}{\pi^2} (1+x_e) \left(\frac{\eta_e(1-\eta_e)\hat{q}}{(1-x_e)E} \right)^{1/2} \ln 2, \quad (\text{D14})$$

$$F_0(x_e, \eta_e) \equiv -\frac{N_f \alpha_{\text{EM}}^2}{\pi^2} \left(\frac{x_e \hat{q}}{E} \right)^{1/2} c'_0, \quad (\text{D15})$$

with

$$c'_0 = \int_0^\infty du \frac{u - \operatorname{th} u}{u^2(1 + \operatorname{th} u) \operatorname{sh} u} = 0.306853, \quad (\text{D16})$$

and we choose

$$F(x_e, \eta_e) \equiv \sqrt{\frac{x_e^2 [F_1(x_e, \eta_e)]^2 + \eta_e^2 (1-x_e)^2 [F_0(x_e, \eta_e)]^2}{x_e^2 + \eta_e^2 (1-x_e)^2}} \quad (\text{D17})$$

to get fig. 21b. Finally, here we take (D12a) with

$$x_0(\eta) = 1.2 \eta_e (1-\eta_e) \quad (\text{D18})$$

to get fig. 21c.

Any reader going through this appendix may be forgiven if they think it's all a bit convoluted. We agree and would be happy to have a more efficient procedure (in terms of our time or the computer's).

-
- [1] N. Haque, A. Bandyopadhyay, J. O. Andersen, M. G. Mustafa, M. Strickland and N. Su, “Three-loop HTLpt thermodynamics at finite temperature and chemical potential,” JHEP **1405**, 027 (2014) [arXiv:1402.6907 [hep-ph]].
 - [2] R. Baier, Y. L. Dokshitzer, A. H. Mueller, S. Peigne and D. Schiff, “The Landau-Pomeranchuk-Migdal effect in QED,” Nucl. Phys. B **478**, 577 (1996) [arXiv:hep-ph/9604327]; “Radiative energy loss of high-energy quarks and gluons in a finite volume quark - gluon plasma,” *ibid.* **483**, 291 (1997) [arXiv:hep-ph/9607355].
 - [3] R. Baier, Y. L. Dokshitzer, A. H. Mueller, S. Peigne and D. Schiff, “Radiative energy loss and p_{\perp} -broadening of high energy partons in nuclei,” *ibid.* **484** (1997) [arXiv:hep-ph/9608322].
 - [4] B. G. Zakharov, “Fully quantum treatment of the Landau-Pomeranchuk-Migdal effect in QED and QCD,” JETP Lett. **63**, 952 (1996) [Pisma Zh. Eksp. Teor. Fiz. **63**, 906 (1996)] [arXiv:hep-ph/9607440]; “Radiative energy loss of high-energy quarks in finite size nuclear matter an quark - gluon plasma,” *ibid.* **65**, 615 (1997) [Pisma Zh. Eksp. Teor. Fiz. **65**, 585 (1997)] [arXiv:hep-ph/9704255].
 - [5] S. S. Gubser, D. R. Gulotta, S. S. Pufu and F. D. Rocha, “Gluon energy loss in the gauge-string duality,” JHEP **0810**, 052 (2008) [arXiv:0803.1470 [hep-th]].
 - [6] Y. Hatta, E. Iancu and A. H. Mueller, “Jet evolution in the $\mathcal{N}=4$ SYM plasma at strong coupling,” JHEP **0805**, 037 (2008) [arXiv:0803.2481 [hep-th]].
 - [7] P. M. Chesler, K. Jensen, A. Karch and L. G. Yaffe, “Light quark energy loss in strongly-coupled $\mathcal{N}=4$ supersymmetric Yang-Mills plasma,” Phys. Rev. D **79**, 125015 (2009) [arXiv:0810.1985 [hep-th]].
 - [8] J. Casalderrey-Solana, D. C. Gulhan, J. G. Milhano, D. Pablos and K. Rajagopal, “A Hybrid Strong/Weak Coupling Approach to Jet Quenching,” JHEP **1410**, 019 (2014) Erratum: [JHEP **1509**, 175 (2015)] [arXiv:1405.3864 [hep-ph]]; “Angular Structure of Jet Quenching Within a Hybrid Strong/Weak Coupling Model,” JHEP **1703**, 135 (2017) [arXiv:1609.05842 [hep-ph]].
 - [9] J. P. Blaizot and Y. Mehtar-Tani, “Renormalization of the jet-quenching parameter,” Nucl. Phys. A **929**, 202 (2014) [arXiv:1403.2323 [hep-ph]].
 - [10] E. Iancu, “The non-linear evolution of jet quenching,” JHEP **1410**, 95 (2014) [arXiv:1403.1996 [hep-ph]].
 - [11] B. Wu, “Radiative energy loss and radiative p_{\perp} -broadening of high-energy partons in QCD matter,” JHEP **1412**, 081 (2014) [arXiv:1408.5459 [hep-ph]].
 - [12] J. Ghiglieri, G. D. Moore and D. Teaney, “QCD Shear Viscosity at (almost) NLO,” JHEP **1803**, 179 (2018) [arXiv:1802.09535 [hep-ph]].
 - [13] P. Arnold and S. Iqbal, “In-medium loop corrections and longitudinally polarized gauge bosons in high-energy showers,” JHEP **1812**, 120 (2018) [arXiv:1806.08796 [hep-ph]].
 - [14] L. D. Landau and I. Pomeranchuk, “Limits of applicability of the theory of bremsstrahlung electrons and pair production at high-energies,” Dokl. Akad. Nauk Ser. Fiz. **92** (1953) 535; “Electron cascade process at very high energies,” *ibid.* 735. These two papers are also available in English in L. Landau, *The Collected Papers of L.D. Landau* (Pergamon Press, New York,

- 1965).
- [15] A. B. Migdal, “Bremsstrahlung and pair production in condensed media at high-energies,” *Phys. Rev.* **103**, 1811 (1956);
 - [16] P. B. Arnold, S. Cantrell and W. Xiao, “Stopping distance for high energy jets in weakly-coupled quark-gluon plasmas,” *Phys. Rev. D* **81**, 045017 (2010) [arXiv:0912.3862 [hep-ph]].
 - [17] E. Iancu, P. Taelis and B. Wu, “Jet quenching parameter in an expanding QCD plasma,” arXiv:1806.07177 [hep-ph].
 - [18] T. Liou, A. H. Mueller and B. Wu, “Radiative p_{\perp} -broadening of high-energy quarks and gluons in QCD matter,” *Nucl. Phys. A* **916**, 102 (2013) [arXiv:1304.7677 [hep-ph]].
 - [19] P. Arnold, H. C. Chang and S. Iqbal, “The LPM effect in sequential bremsstrahlung 2: factorization,” *JHEP* **1609**, 078 (2016) [arXiv:1605.07624 [hep-ph]].
 - [20] B. G. Zakharov, “Radiative quark p_T -broadening in a quark-gluon plasma beyond the soft gluon approximation,” arXiv:1807.09742 [hep-ph].
 - [21] J. P. Blaizot, E. Iancu and Y. Mehtar-Tani, “Medium-induced QCD cascade: democratic branching and wave turbulence,” *Phys. Rev. Lett.* **111**, 052001 (2013) [arXiv:1301.6102 [hep-ph]].
 - [22] J. P. Blaizot and Y. Mehtar-Tani, “Energy flow along the medium-induced parton cascade,” *Annals Phys.* **368**, 148 (2016) [arXiv:1501.03443 [hep-ph]].
 - [23] M. A. Escobedo and E. Iancu, “Event-by-event fluctuations in the medium-induced jet evolution,” *JHEP* **1605**, 008 (2016) [arXiv:1601.03629 [hep-ph]].
 - [24] P. Arnold and S. Iqbal, “The LPM effect in sequential bremsstrahlung,” *JHEP* **04**, 070 (2015) [erratum *JHEP* **09**, 072 (2016)] [arXiv:1501.04964 [hep-ph]].
 - [25] Wolfram Research Inc., Mathematica, Version 11.1, Champaign, IL (2017).
 - [26] P. Arnold, H. C. Chang and S. Iqbal, “The LPM effect in sequential bremsstrahlung: 4-gluon vertices,” *JHEP* **1610**, 124 (2016) [arXiv:1608.05718 [hep-ph]].