

Rate Distortion For Model Compression: From Theory To Practice

Weihaio Gao*, Chong Wang[†] and Sewoong Oh[‡]

Abstract

As the size of neural network models increases dramatically today, study of model compression algorithms becomes important. Despite many practically successful compression methods, the fundamental limit of model compression remains unknown. In this paper, we study the fundamental limit for model compression via rate distortion theory. We bring the rate distortion function from data compression to model compression to quantify the fundamental limit. We prove a lower bound for the rate distortion function and prove its achievability for linear models. Motivated by our theory, we further present a pruning algorithm which takes consideration of the structure of neural networks and demonstrate its good performance for both synthetic and real neural network models.

1 Introduction

Deep neural networks has enjoyed great success during the past few years, for example, in the application of computer vision (Krizhevsky et al., 2012), machine translation (Wu et al., 2016) and game playing (Silver et al., 2017). While computing resources become more accessible and neural networks become more powerful, the number of weights also grows rapidly. For example, in the application of image recognition, the LeNet-5 model proposed by LeCun et al. (1998) only has 400K weights. After two decades, AlexNet (Krizhevsky et al., 2012) has more than 60M weights, and VGG-16 net (Simonyan and Zisserman, 2014) has more than 130M weights. Coates et al. (2013) even tried a neural network with 11B weights. The huge size of neural networks brings many challenges, including large storage, difficulty for training and large energy consumption. It is also difficult to deploy these large models into embedded mobile systems.

Many approaches have been proposed to reduce the size of large neural networks while preserving the performance as much as possible. Most of the approaches can fall into two broad categories. The first category of methods try to design a novel network structure which has smaller sizes, such as SqueezeNet by Iandola et al. (2016) and MobileNet by Howard et al. (2017). The other category of methods directly compress a large neural network using pruning, quantization or matrix factorization, including LeCun et al. (1990); Hassibi and Stork (1993); Han et al. (2015b,a); Cheng et al. (2015). There are also advanced methods to train the neural network using Bayesian methods

*Department of Electrical and Computer Engineering, University of Illinois at Urbana-Champaign, email: wgao9@illinois.edu. Work done as an intern in Google Inc.

[†]Google Inc., email: chongw@google.com

[‡]Department of Industrial and Enterprise Systems Engineering, University of Illinois at Urbana-Champaign, email: swoh@illinois.edu

to help pruning or quantization at a later stage, such as Ullrich et al. (2017); Louizos et al. (2017); Federici et al. (2017).

As more and more model compression algorithms are proposed and compression ratio becomes larger and larger, this motivates us to think about the fundamental question — How well can we do for model compression? The goal of model compression is to trade off the *number of bits* used to describe the model parameters, and the *distortion* between the compressed model and original model. We wonder *at least* how many bits is needed to achieve certain distortion? Despite many successful model compression algorithms, these theoretical questions still remain unclear.

In this paper, we fill in this gap by bringing tools from rate distortion theory to identify the fundamental limit on how much a model can be compressed. Specifically, we focus on compression of a pretrained model, rather than designing new structures or retraining models. Our approach builds upon rate-distortion theory (Cover and Thomas, 2012), and connects to modeling neural networks as random variables in Mandt et al. (2017). Such modeling neural networks has been successful in theoretical understanding of generalization (Russo and Zou, 2015; Xu and Raginsky, 2017), and many practical usages (Cao et al., 2018).

Our contribution for model compression is twofold: theoretical and practical. We first apply theoretical tools from rate distortion theory to provide a lower bound on the fundamental trade-off between *rate* (number of bits to describe the model) and *distortion* between compressed and original models, and prove the tightness of the lower bound for a linear model. This analysis seamlessly incorporate the structure of the neural network architecture into model compression via backpropagation. Motivated by the theory, we design an improved pruning algorithm and show that the improved algorithm has better performance in real neural networks as well.

Figure 1 gives an overview of one of the main results of this paper. Our proposed algorithm is closer to the fundamental limit than the baseline for linear models. See Section 5.3 for details of this experiment.

The rest of the paper is organized as follows.

- In Section 2, we briefly review some previous work on model compression.
- In Section 3, we introduce the background of rate distortion theory for data compression, and formally state the rate distortion theory for model compression.
- In Section 4, we give a lower bound of the rate distortion function, which quantifies the fundamental limit for model compression. We then prove that the lower bound is achievable for linear model.
- In Section 5, we proposed an improved pruning algorithm motivated by the theory, which takes consideration of the structure of the neural network. We demonstrate the empirical performance on fully-connected neural networks and convolutional networks on synthetic and real-world datasets.

2 Related work on model compression

The study of model compression of neural networks appeared as long as neural network was invented. Here we mainly discuss the literature on directly compressing large models, which are more relevant to our work. They usually contain three types of methods — pruning, quantization and matrix factorization.

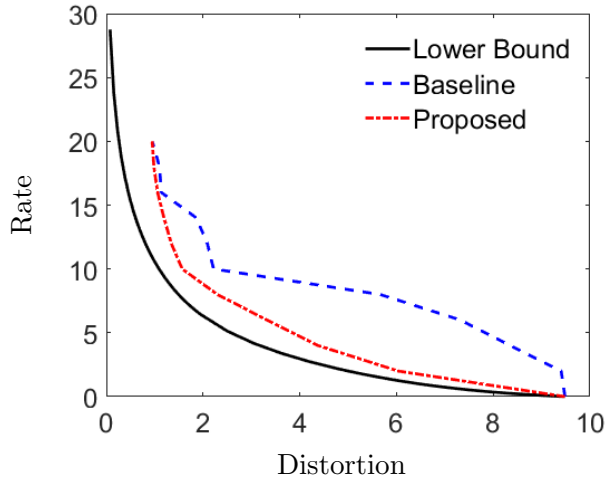


Figure 1: Illustration of main results on a linear regression model $f_w(x) = \langle w, x \rangle$. The x -axis of figure 1 corresponds to the distortion between original model and compressed model, formally defined in Eq. (3), whereas the y -axis corresponds to the number of bits to describe the compressed weights. Black solid line: Lower bound of rate distortion function, described in Section 4.2. Blue dotted line: Rate distortion curve for the baseline pruning algorithm. Red dot-dashed line: Rate distortion curve off for proposed algorithm in Section 5.

Pruning methods set unimportant weights to zero to reduce the number of parameters. Early works of model pruning includes biased weight decay (Hanson and Pratt, 1989), optimal brain damage (LeCun et al., 1990) and optimal brain surgeon (Hassibi and Stork, 1993). Early methods utilize the Hessian matrix of the loss function to prune the weights, however, Hessian matrix is inefficient to compute for modern large neural networks with millions of parameters. More recently, Han et al. (2015b) proposed an iterative pruning and retraining algorithm that works for large neural networks.

Quantization, or weight sharing methods group the weights into clusters and use one value to represent the weights in the same group. This category includes fixed-point quantization by Vanhoucke et al. (2011), vector quantization by Gong et al. (2014) and HashedNets by Chen et al. (2015).

Matrix factorization uses the observation that the weight matrix in each layer could be factored as a low rank matrix plus a sparse matrix. Hence, storing low rank matrix or sparse matrix is cheaper than storing the whole matrix. This category includes Denton et al. (2014) and Cheng et al. (2015).

There are some recent advanced method beyond pruning, quantization and matrix factorization. Han et al. (2015a) assembles pruning, quantization and Huffman coding to achieve better compression rate. Bayesian methods are also used to Ullrich et al. (2017); Louizos et al. (2017); Federici et al. (2017) to retrain the model such that the model has more space to be compressed. He et al. (2018) uses reinforcement learning to design a compression algorithm.

Despite these aforementioned works for model compression, no one has studied the fundamental limit of model compression, as far as we know. More specially, in this paper, we focus on the study of theory of model compression for pretrained neural network models and then derive practical

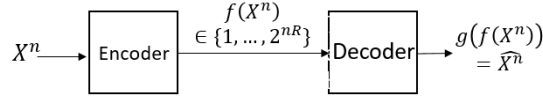


Figure 2: An illustration of encoder and decoder.

compression algorithms given the proposed theory.

3 Rate distortion theory and minimum description length

In this section, we briefly introduce the rate distortion theory for data compression. Then we extend the theory to compression of model parameters. We use the minimum description length principle by Rissanen (1978) to bridge the gap between data compression and model compression.

3.1 Review of rate distortion theory

Rate distortion theory, firstly introduced by Berger (1971), is an important concept in information theory which gives theoretical description of lossy data compression. It addressed the minimum average number of R bits, to transmit a random variable such that the receiver can reconstruct the random variable with distortion D .

Precisely, let $X^n = \{X_1, X_2 \dots X_n\} \in \mathcal{X}^n$ be i.i.d. random variables from distribution $p(x)$. An encoder $f_n : \mathcal{X}^n \rightarrow \{1, 2, \dots, 2^{nR}\}$ maps the message X^n into codeword, and a decoder $g_n : \{1, 2, \dots, 2^{nR}\} \rightarrow \mathcal{X}^n$ reconstruct the message by an estimate \hat{X}^n from the codeword. See Figure 2 for an illustration.

A distortion function $d : \mathcal{X} \times \mathcal{X} \rightarrow \mathbb{R}^+$ quantifies the difference of the original and reconstructed message. Distortion between sequence X^n and \hat{X}^n is defined as the average distortion of X_i 's and \hat{X}_i 's. Commonly used distortion function includes Hamming distortion function $d(x, \hat{x}) = \mathbb{1}[x \neq \hat{x}]$ for $\mathcal{X} = \{0, 1\}$ and square distortion function $d(x, \hat{x}) = (x - \hat{x})^2$ for $\mathcal{X} = \mathbb{R}$.

Now we are ready to define the rate-distortion function for data compression.

Definition 1 A rate-distortion pair (R, D) is achievable if there exists a series of (probabilistic) encoder-decoder (f_n, g_n) such that the alphabet of codeword has size 2^{nR} and the expected distortion $\lim_{n \rightarrow \infty} \mathbb{E}[d(X^n, g_n(f_n(X^n)))] \leq D$.

Definition 2 Rate-distortion function $R(D)$ equals to the infimum of rate R such that rate-distortion pair (R, D) is achievable.

The main theorem (Cover and Thomas, 2012, Theorem 10.2.1) in the rate-distortion theory is as follow,

Theorem 1 Rate distortion theorem for data compression.

$$R(D) = \min_{p(\hat{x}|x): \mathbb{E}[d(X, \hat{X})] \leq D} I(X; \hat{X}) . \quad (1)$$

The rate-distortion quantifies the fundamental limit of data compression, i.e., *at least* how many bits are needed to compress the data, given the quality of the reconstructed data. Here is an example for rate-distortion function.

Example 1 If $X \sim \mathcal{N}(0, \sigma^2)$, the rate-distortion function is given by

$$R(D) = \begin{cases} \frac{1}{2} \log_2(\sigma^2/D) & \text{if } \sigma^2 \leq D \\ 0 & \text{if } \sigma^2 > D \end{cases} \quad (2)$$

3.2 Rate distortion theory for model compression

Now we extend the rate distortion theory for data compression to model compression. To apply the rate distortion theory to model compression, we view the weights in the model as a multi-dimensional random variable W from distribution $p(w)$. The randomness comes from multiple sources including different distributions of training data, randomness of training data and randomness of training algorithm. The compressor can also be random hence we describe the compressor by a conditional probability $p(\hat{w}|w)$. Now we define the distortion and rate in model compression, analogously to the data compression scenario.

Distortion. Assume we have a neural network $f_w(x) : \mathbb{R}^{d_x} \rightarrow \mathbb{R}$. For regression problem, $f_w(x)$ is defined as the output of the neural network. For classification problem, $f_w(x)$ is defined as the loss function of the neural network. Analogous to the square distortion in data compression, We define the distortion to be the expected square error of $f_w(x)$, i.e.

$$d(w, \hat{w}) \equiv \mathbb{E}_X [(f_w(X) - f_{\hat{w}}(X))^2] . \quad (3)$$

Such a definition of expected squared distortion captures the difference between the original model and the compressed model, averaged over data X . The expected square distortion has two benefits — (i) It is meaningful for both regression and classification. (ii) For classification problem, expected square distortion emphasize the *similarity* of the compressed model and the original model, not only the performance of the compressed model. For a compression algorithm, the similarity of the compressed model and original model should be the correct criteria to be considered.

Rate. In data compression, the rate is defined as the description length of the bits necessary to communicate the compressed data \hat{X} . The compressor outputs \hat{X} from a finite *code book* \mathcal{X} . The description consists the *code word* which are the indices of \hat{x} in the code book, and the description of the *code book*.

In rate distortion theory, we ignore the code book length. Since we are transmitting a sequence of data X^n , the code word has to be transmitted for each X_i but the code book is only transmitted once. In asymptotic setting, the description length of code book can be ignored, and the rate is defined as the description length of the code word.

In model compression, we also define the rate as the code word length, although we only compress the parameters once. In practical compressors, the code book is shared among different entries of W . If W has a large dimension, the code book length is much smaller than the code word length. For example, in Deep Compression (Han et al., 2015a), compressed AlexNet uses 26.8 Mbits for code word and 1.76 kbits for code book, and compressed VGG-16 net used 42.4 Mbits for code word and 3.8 kbits for code book. Hence, we ignore the code book and define the code word length as the rate.

Now we can define the rate distortion function for model compression. Analogously to Theorem 1, the rate distortion function for model compression is defined as follows,

Definition 3 *Rate distortion function for model compression.*

$$R(D) = \min_{p(\hat{w}|w): \mathbb{E}_{W, \hat{W}}[d(W, \hat{W})] \leq D} I(W; \hat{W}). \quad (4)$$

In the following sections we establish a lower bound of the rate-distortion function.

4 Lower bound for rate distortion function

In this section, we study the lower bound for rate distortion function defined in (4). First, we provide a general lower bound which holds for any model. Then we studied a linear model for which the lower bound can be proved achievable. Our approach is based on the water-filling method in Cover and Thomas (2012, Chapter 10).

4.1 General lower bound

For any unitary matrix $Q \in \mathbb{U}^{m \times m}$, the mutual information $I(W, \hat{W})$ is lower bounded by

$$\begin{aligned} I(W; \hat{W}) &= I(Q^T W, Q^T \hat{W}) \\ &= h(Q^T W) - h(Q^T W | Q^T \hat{W}), \end{aligned} \quad (5)$$

$$= h(W) - \sum_{i=1}^m h(Q_i^T W | Q_1^T W, \dots, Q_{i-1}^T W, Q_1^T \hat{W}, \dots, Q_m^T \hat{W}) \quad (6)$$

$$\geq h(W) - \sum_{i=1}^m h(Q_i^T W | Q_i^T \hat{W}). \quad (7)$$

Here equation (5) comes from the fact that unitary transformation does not change the mutual information between random variables. Equation (6) holds true because unitary transformation does not change differential entropy. The last inequality (7) comes from the fact that conditioning does not increase entropy. Since this lower bounds holds for any unitary matrix Q , we can take the minimum of all unitary matrices.

$$I(W; \hat{W}) \geq h(W) - \min_{Q \in \mathbb{U}^{m \times m}} \sum_{i=1}^m h(Q_i^T W | Q_i^T \hat{W}). \quad (8)$$

Notice that the first term $h(W)$ does not depend on the compressor. For the last term, we upper bound each term $h(Q_i^T W | Q_i^T \hat{W})$ in two ways. On one hand, $h(Q_i^T W | Q_i^T \hat{W})$ is upper bounded by $h(Q_i^T W)$ because conditioning does not increase entropy. On the other hand, $h(Q_i^T W | Q_i^T \hat{W}) = h(Q_i^T W - Q_i^T \hat{W} | Q_i^T \hat{W}) \leq h(Q_i^T W - Q_i^T \hat{W})$, and by Cover and Thomas (2012, Theorem 8.6.5), differential entropy is maximized by Gaussian distribution, for given second moment. We then

have:

$$\begin{aligned}
& h(Q_i^T W | Q_i^T \hat{W}) \\
& \leq \min \left\{ h(Q_i^T W), h(Q_i^T W - Q_i^T \hat{W}) \right\} \\
& \leq \min \left\{ h(Q_i^T W), \frac{1}{2} \log \left(2\pi e \mathbb{E}_{W, \hat{W}} [Q_i^T (W - \hat{W})(W - \hat{W})^T Q_i] \right) \right\} \\
& = \min \left\{ h(Q_i^T W), \frac{1}{2} \log(2\pi e Q_i^T \Sigma_{W-\hat{W}} Q_i) \right\}. \tag{9}
\end{aligned}$$

where $\Sigma_{W-\hat{W}} = \mathbb{E}_{W, \hat{W}} [(W - \hat{W})(W - \hat{W})^T]$ is the covariance matrix of $W - \hat{W}$. Therefore, the lower bound of the mutual information is given by,

$$I(W; \hat{W}) \geq h(W) - \min_{Q \in \mathbb{U}^{m \times m}} \sum_{i=1}^m \min \left\{ h(Q_i^T W), \frac{1}{2} \log(2\pi e Q_i^T \Sigma_{W-\hat{W}} Q_i) \right\}. \tag{10}$$

Then the lower bound for rate-distortion function $R(D)$ is given by the following theorem,

Theorem 2 *The rate-distortion function $R(D) \geq h(W) - C$, where C is the optimal value of the following optimization problem.*

$$\begin{aligned}
& \max_{p(\hat{w}|w)} \quad \min_{Q \in \mathbb{U}^{m \times m}} \sum_{i=1}^m \min \left\{ h(Q_i^T W), \frac{1}{2} \log(2\pi e Q_i^T \Sigma_{W-\hat{W}} Q_i) \right\} \\
& \text{s.t.} \quad E_{W, \hat{W}} [d(W, \hat{W})] \leq D. \tag{11}
\end{aligned}$$

4.2 Achievability for linear model

For complex models, the general lower bound in Theorem 2 is difficult to evaluate, due to the large dimensionality of parameters. It's even harder to design an algorithm to achieve the lower bound. In order to validate the lower bound, we study a simple linear model and prove achievability.

We assume that data come from a linear model $y = \langle w^*, x \rangle$, where the covariance matrix of $x \in \mathbb{R}^m$ is Σ_X . Furthermore, assume that the true parameters $w^* \in \mathbb{R}^m$ are drawn from a Gaussian distribution $\mathcal{N}(0, \Sigma_W)$ such that $h(W^*) = (m \log(2\pi e) + \log \det(\Sigma_W))/2$.

We use a linear model $\hat{y} = f_w(x) = \langle w, x \rangle$ to fit the data. Assume that we have enough data such that we can exactly recover the true parameter w^* . We study the compression of the parameters w with respect to the distortion function $d(w, \hat{w}) = \mathbb{E}_X [(f_w(X) - f_{\hat{w}}(X))^2]$.

4.2.1 Simplification of lower bound

First, we simplify lower bound for the rate-distortion function for linear model. The distortion function $d(w, \hat{w})$ can be written as

$$\begin{aligned}
d(w, \hat{w}) &= \mathbb{E}_X [(f_w(X) - f_{\hat{w}}(X))^2] \\
&= \mathbb{E}_X [(\langle w, X \rangle - \langle \hat{w}, X \rangle)^2] \\
&= \mathbb{E}_X [(w - \hat{w})^T X X^T (w - \hat{w})] \\
&= (w - \hat{w})^T \Sigma_X (w - \hat{w}). \tag{12}
\end{aligned}$$

Assume that the eigen-decomposition of Σ_X is given by $\Sigma_X = Q_X \Lambda_X Q_X^T$, then the constraint in Theorem 2 is given by

$$\begin{aligned}
D &\geq \mathbb{E}_{W, \hat{W}} \left[(W - \hat{W})^T Q_X \Lambda_X Q_X^T (W - \hat{W}) \right] \\
&= \sum_{i=1}^m \lambda_{x,i} \mathbb{E}_{W, \hat{W}} \left[Q_{X,i}^T (W - \hat{W}) (W - \hat{W})^T Q_{X,i} \right] \\
&= \sum_{i=1}^m \lambda_{x,i} \underbrace{Q_{X,i}^T \Sigma_{W-\hat{W}} Q_{X,i}}_{D_i}.
\end{aligned} \tag{13}$$

By choosing $Q = Q_X$, the optimal value Theorem 2 can be upper bounded by the optimal value of the following optimization problem

$$\begin{aligned}
&\max_{p(\hat{w}|w)} \sum_{i=1}^m \min \{ h(Q_{X,i}^T W), \frac{1}{2} \log(2\pi e D_i) \} \\
&\text{s.t.} \quad \sum_{i=1}^m \lambda_{x,i} D_i \leq D.
\end{aligned} \tag{14}$$

Here $Q_{X,i}^T W$ is a Gaussian random variable with variance $Q_{X,i}^T \Sigma_W Q_{X,i}$. So $h(Q_{X,i}^T W) = \frac{1}{2} \log(2\pi e) + \frac{1}{2} \log(Q_{X,i}^T \Sigma_W Q_{X,i})$. The Lagrangian function of the problem is given by

$$\begin{aligned}
&\mathcal{L}(D_1, \dots, D_m, \mu) \\
&= \sum_{i=1}^m \left(\min \left\{ \frac{1}{2} \log(Q_{X,i}^T \Sigma_W Q_{X,i}), \frac{1}{2} \log(D_i) \right\} + \frac{1}{2} \log(2\pi e) - \mu \lambda_{x,i} D_i \right).
\end{aligned} \tag{15}$$

By setting the derivative w.r.t. D_i to 0, we have

$$0 = \frac{\partial \mathcal{L}}{\partial D_i} = \frac{1}{2D_i} - \mu \lambda_{x,i}. \tag{16}$$

for all D_i such that $D_i < Q_{X,i}^T \Sigma_W Q_{X,i}$. So the optimal D_i should satisfy that $D_i \lambda_{x,i}$ is constant, for all D_i such that $D_i < Q_{X,i}^T \Sigma_W Q_{X,i}$. Also the optimal D_i is at most $Q_{X,i}^T \Sigma_W Q_{X,i}$, hence, we have the following corollary,

Corollary 1 *For linear model $f_w(x) = \langle w, x \rangle$, the lower bound of the rate distortion function is given by*

$$R(D) \geq \frac{1}{2} \log \det(\Sigma_W) - \sum_{i=1}^m \frac{1}{2} \log(D_i), \tag{17}$$

where

$$D_i = \begin{cases} \mu / \lambda_{x,i} & \text{if } \mu < \lambda_{x,i} Q_{X,i}^T \Sigma_W Q_{X,i}, \\ Q_{X,i}^T \Sigma_W Q_{X,i} & \text{if } \mu \geq \lambda_{x,i} Q_{X,i}^T \Sigma_W Q_{X,i}, \end{cases} \tag{18}$$

where μ is chosen that $\sum_{i=1}^m \lambda_{x,i} D_i = D$.

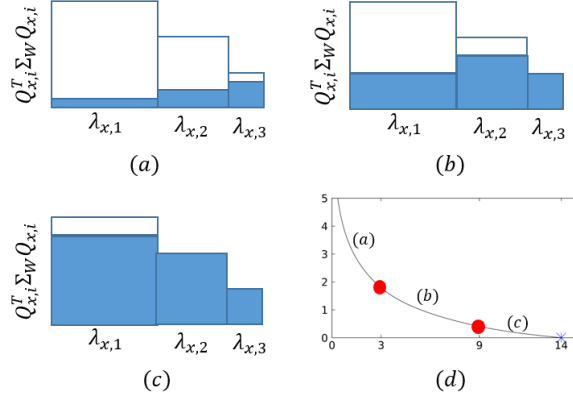


Figure 3: Illustration of “weighted water-filling” process.

This lower bound gives rise to a “weighted water-filling”, which differs from the original “water-filling” (Cover and Thomas, 2012, Figure 13.7) since the water level’s D_i are related to $\lambda_{x,i}$.

To illustrate the “weighted water-filling” process, we choose a simple example where $\Sigma_W = \Sigma_X = \text{diag}[3, 2, 1]$. In this case, Q_X is the identity matrix and $[\lambda_{x,1}, \lambda_{x,2}, \lambda_{x,3}] = [3, 2, 1]$. In Figure 3, the widths of each rectangle are proportional to $\lambda_{x,i}$, and the heights are proportional to $Q_{x,i}^T \Sigma_W Q_{x,i} = [3, 2, 1]$. The water level in each rectangle is D_i and the volume of water is μ . As D starts to increase from 0, each rectangle is filled with same volume of water (μ is the same), but the water level D_i ’s increase with speed $1/\lambda_{x,i}$ respectively (Figure 3.(a)). This gives segment (a) of the rate distortion curve in Figure 3.(d). If D is large enough such that the third rectangle is full, then D_3 is fixed to be $Q_{x,3}^T \Sigma_W Q_{x,3} = 1$, whereas D_1 and D_2 continuously increase (Figure 3.(b)). This gives segment (b) in Figure 3.(d). Keep increasing D until the second rectangle is also full, then D_2 is fixed to be $Q_{x,2}^T \Sigma_W Q_{x,2} = 2$ and D_1 continuous increasing (Figure 3 (c)). This gives segment (c) in Figure 3.(d). The entire rate-distortion function is shown in Figure 3(d), where the first red dot corresponds to the moment that the third rectangle is exactly full, and the second red dot corresponds to moment that the second rectangle is exactly full.

4.3 Achievability

We prove that this lower bound is achievable. For simplicity of notation, denote $\tilde{W}_i = Q_{X,i}^T W$ and $\hat{\tilde{W}}_i = Q_{X,i}^T \hat{W}$. To achieve the lower bound, we construct the compressor as follows,

- Choose D_i ’s such that $D_i = \begin{cases} \mu/\lambda_{x,i} & \text{if } \mu < \lambda_{x,i} Q_{X,i}^T \Sigma_W Q_{X,i} , \\ Q_{X,i}^T \Sigma_W Q_{X,i} & \text{if } \mu \geq \lambda_{x,i} Q_{X,i}^T \Sigma_W Q_{X,i} , \end{cases}$ where $\sum_{i=1}^m \lambda_{x,i} D_i = D$.
- For i ’s such that $D_i = Q_{X,i}^T \Sigma_W Q_{X,i}$, choose $\hat{\tilde{W}}_i = 0$.
- For i ’s such that $D_i = \mu/\lambda_{x,i}$, choose a conditional distribution $p(\hat{\tilde{W}}_i | \tilde{W}_i)$ such that $\tilde{W}_i = \hat{\tilde{W}}_i + Z$, where $Z \sim \mathcal{N}(0, D_i)$, $\hat{\tilde{W}}_i \sim \mathcal{N}(0, Q_{X,i}^T \Sigma_W Q_{X,i} - D_i)$ and $\hat{\tilde{W}}_i$ is independent of Z . This conditional distribution exists since \tilde{W}_i is a Gaussian random variable.

- Combine the conditional probability distributions by $p(\hat{W}|W) = \prod_{i=1}^m p(\hat{W}_i|\tilde{W}_i)$.

Intuitively, the optimal compressor does the following: (1) Decompose vector W into entries \tilde{W}_i via the unitary matrix Q_X . (2) Find the optimal water levels D_i for “weighted water filling”. (3) For the entries where the corresponding rectangles are full, simply discard the entries; for the entries where the corresponding rectangles are not full, add a noise whose variance is proportional to the water level.

We can check that the compressor makes all the inequalities become equality, hence achieve the lower bound.

5 Improve pruning algorithm

In the previous sections, we proved a lower bound for the rate distortion function model compression, and proved that the lower bound is tight for linear model. However, for large models, it is difficult to achieve the lower bound because of the complexity of the model. Even for linear model, it is computationally expensive to run the optimal compressor, since eigen-decomposition of an $m \times m$ matrix is needed.

In this section, we propose improvement on practical compressors. In particular, we focus on a single compression algorithm — *pruning*¹. Our method is motivated by studying the distortion function.

5.1 Approximation of distortion function

First, we make some approximation of the distortion function to make computation tractable. For model compression, the distortion function is given by $d(w, \hat{w}) = \mathbb{E}_X [(f_w(X) - f_{\hat{w}}(X))^2]$. We assume that f is twice differentiable, then by Taylor’s theorem, we can approximate the distortion function by

$$\begin{aligned} d(w, \hat{w}) &= \mathbb{E}_X [(f_w(X) - f_{\hat{w}}(X))^2] \\ &= \mathbb{E}_X \left[\left(\nabla f_w(X)^T (w - \hat{w}) + (w - \hat{w})^T \nabla^2 f_w(X) (w - \hat{w}) + o(\|w - \hat{w}\|^2) \right)^2 \right]. \end{aligned} \quad (19)$$

We make the following simplifications. (i) We ignore the high order term $o(\|w - \hat{w}\|^2)$. (ii) The Hessian matrix $\nabla^2 f_w(X)$ equals to $H \times I_{m \times m}$, where H is a scalar hyper parameter to be tuned. The reason of making this simplification is to avoid computing the Hessian matrix. Then the distortion function is simplified as

$$\begin{aligned} d(w, \hat{w}) &\approx \mathbb{E}_X \left[\left(\nabla f_w(X)^T (w - \hat{w}) + H \|w - \hat{w}\|^2 \right)^2 \right] \\ &= (w - \hat{w})^T \mathbb{E}_X [\nabla f_w(X) \nabla f_w(X)^T] (w - \hat{w}) + 2 \mathbb{E}_X [\nabla f_w(X)]^T (w - \hat{w}) (H \|w - \hat{w}\|^2) \\ &\quad + H^2 \|w - \hat{w}\|^4. \end{aligned} \quad (20)$$

The matrix $\mathbb{E}_X [\nabla f_w(X) \nabla f_w(X)^T]$ is the covariance matrix for the gradients, which is relevant to the structure of the model. We assume that this matrix is diagonal, i.e., the gradients with respect to different weights are negligible, to avoid the computational cost for eigen-decomposition.

¹We leave combinations of pruning, model retraining and quantization like Han et al. (2015a) as future work.

	Pruning Algorithm
Baseline	set $\hat{w}_i = 0$ if $w_i^2 < \eta$
Proposed	set $\hat{w}_i = 0$ if $I_{w_i} w_i^2 + H^2 w_i^4 < \eta$

Table 1: Comparison of baseline the pruning algorithm and our proposed pruning algorithm.

Furthermore, the mean vector of the gradients $\mathbb{E}_X [\nabla f_w(X)]$ is approximately zero for pretrained model. Hence, the distortion function can be further simplified as

$$d(w, \hat{w}) \approx \sum_{i=1}^m \left(\underbrace{\mathbb{E}_X [(\nabla f_{w_i}(X))^2]}_{I_{w_i}} (w_i - \hat{w}_i)^2 + H^2 (w_i - \hat{w}_i)^4 \right), \quad (21)$$

where $I_{w_i} = \mathbb{E}_X [(\nabla f_{w_i}(X))^2]$ is the *importance* of weight w_i .

5.2 Proposed pruning criterion

Our proposed improvement is inspired by the approximation of distortion function (21). In pruning algorithm, we can choose to set some \hat{w}_i to zero. Baseline pruning algorithm simply remove the weights whose absolute value are smaller than certain threshold. From equation (21), we propose to use $I_{w_i} w_i^2 + H^2 w_i^4$ as the criterion and prune the weights whose criterion are smaller than some threshold. The threshold is chosen differently for different layer in the neural network for given compression ratio. We summarize the baseline criterion and proposed criterion in Table 5.2.

We want to emphasize the difference of our approach and earlier works Optimal Brain Damage (OBD) by LeCun et al. (1990) and Optimal Brain Surgeon (OBS) by Hassibi and Stork (1993). Firstly, we adopt the expected squared distortion function, whereas OBD and OBS use the expected difference of output. The weight importance $I_{w_i} = \mathbb{E}_X [(\nabla f_{w_i}(X))^2]$ is a consequence of using expected square distortion, whereas OBD and OBS ignore the first order term in Taylor expansion. Secondly, we use an identity matrix to replace the Hessian matrix, whereas OBS uses the inverted Hessian matrix. For modern large neural networks with millions of parameters, computing the Hessian matrix is already very expensive, let alone inverting the Hessian matrix. OBD proposed to use back propagation to compute the diagonal of Hessian matrix. A recent work (Dong et al., 2017) proposed to compute block-wise diagonal of Hessian matrix. We will leave how to incorporate better Hessian estimators into our approach as future work. Our method is compatible with any neural network, since computing the weight importance is as easy as computing the gradients.

5.3 Experiment on linear models

We validate our algorithm on a linear model introduced in the previous section, whose lower bound can be computed exactly. For linear model, the hessian matrix is zero, so our criterion becomes $I_{w_i} w_i^2$ for linear model. We compare the baseline pruning criterion versus our proposed pruning criterion. We perform 2-bits quantization of the weights after pruning. We choose $d = 10$ and let Σ_W and Σ_X be diagonal matrices whose entries are i.i.d. standard exponential random variable. The result is shown in Figure 1.

	Top-1 Accuracy		Top-5 Accuracy	
Ref	55.45%		78.43%	
Ratio	Baseline	Proposed	Baseline	Proposed
70%	> 54.5%	> 54.5%	> 77%	> 77%
60%	51.26%	51.81%	75.03%	75.43%
50%	41.73%	43.18%	65.98%	67.76%
40%	23.57%	26.77%	43.87%	48.37%
30%	6.63%	7.35%	16.41%	18.05%
20%	< 1.5%	< 1.5%	< 5%	< 5%

Table 2: Results for AlexNet on ImageNet ILSVRC-2012 dataset.

6 Practical network experiments

We test our proposed pruning algorithm on the following neural network and datasets. We load the pretrained models from <https://github.com/aaron-xichen/pytorch-playground>.

1. 3-layer fully connected neural network on MNIST.
2. Convolutional network network with 5 convolutional layers and 3 fully connected layers on CIFAR 10 and CIFAR 100.
3. AlexNet (Krizhevsky et al., 2012) on ImageNet ILSVRC-2012 dataset.

For each experiment, we choose the same compression rate for every convolutional layer and fully connected layer, and plot the accuracy against compression rate. For MNIST experiment, we vary the compression ratio between 0% and 30%. For CIFAR 10 and CIFAR 100, we vary the compression ratio between 0% and 100%. For ImageNet experiment, we vary the compression ratio from 20% to 70%. To reduce the variance of estimating the weight importance I_{w_i} , we adopt the *temperature scaling* method introduced by Guo et al. (2017) to improve model calibration. Our algorithm has two hyper parameter to be tuned — temperature T for temperature scaling and H for approximating Hessian matrix.

In Figure 4, we plot the result for MNIST experiment on the left and the result for CIFAR 10 experiment on the right. In Figure 5, we plot the top-1 accuracy for CIFAR 100 experiment on the left and the top-5 accuracy on the right. We can see that proposed pruning algorithm (red line) has better accuracy than the baseline (blue line), for any given compression rate. The improvement is large especially for moderate compression ratios.

In Table 2, we show the experiment results for AlexNet on ImageNet ILSVRC-2012 dataset. For compression rate between 30% to 60% such that the compressed model is neither too bad nor too closed to the referenced uncompressed model, proposed pruning algorithm has better accuracy than the baseline. The above experiments shows that the proposed pruning algorithm, inspired by the rate-distortion function, can be applied to real neural networks and improved performance.

7 Conclusion

In this paper, we investigate the fundamental limit of neural network model compression algorithms. We prove a lower bound for the rate distortion function for model compression, and prove its

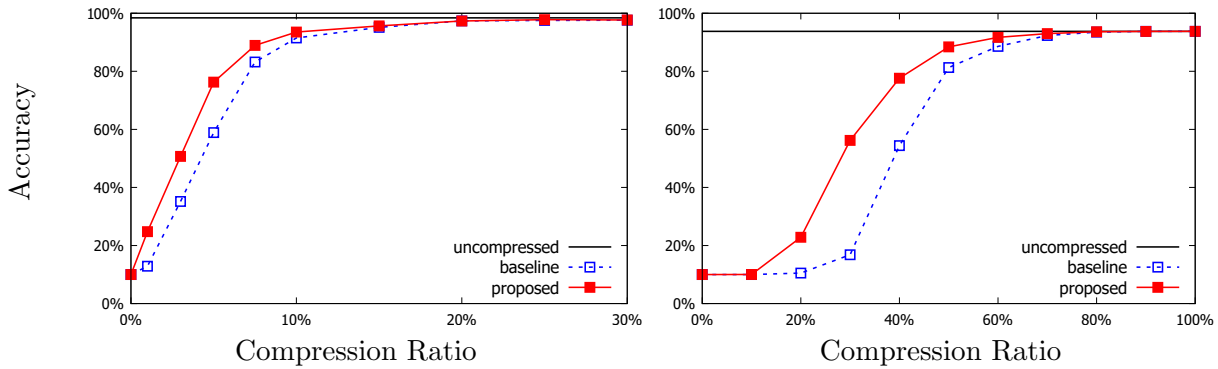


Figure 4: Left: Fully-connected neural network on MNIST dataset. Right: Convolutional neural network on CIFAR10 dataset.

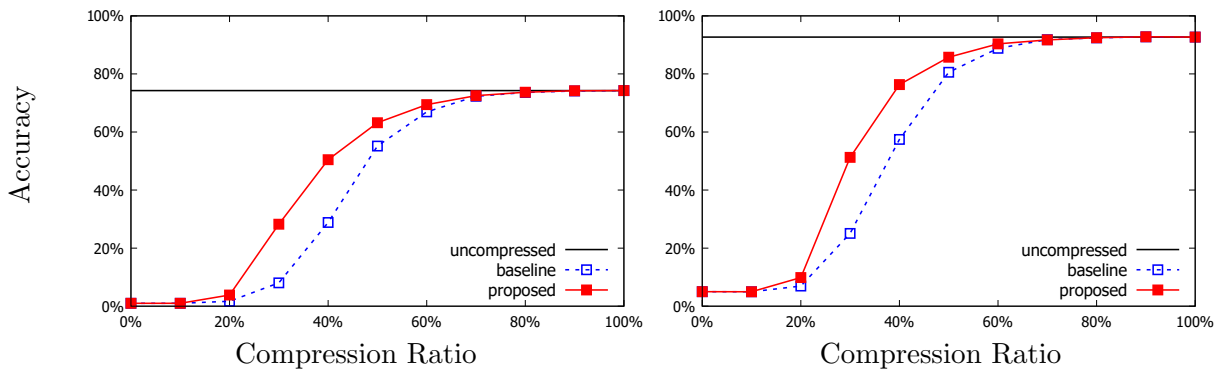


Figure 5: Convolutional neural network on CIFAR100 dataset. Left: Top-1 accuracy. Right: Top-5 accuracy

achievability for linear model. Motivated by the rate distortion function, we propose a pruning algorithm, and show its superiority in real neural networks.

Acknowledgement

The authors thank Denny Zhou for initial comments and helpful discussions.

References

- Berger, T. (1971). Rate distortion theory: A mathematical basis for data compression.
- Cao, W., Wang, X., Ming, Z., and Gao, J. (2018). A review on neural networks with random weights. *Neurocomputing*, 275:278–287.
- Chen, W., Wilson, J., Tyree, S., Weinberger, K., and Chen, Y. (2015). Compressing neural networks with the hashing trick. In *International Conference on Machine Learning*, pages 2285–2294.

- Cheng, Y., Yu, F. X., Feris, R. S., Kumar, S., Choudhary, A., and Chang, S.-F. (2015). An exploration of parameter redundancy in deep networks with circulant projections. In *Proceedings of the IEEE International Conference on Computer Vision*, pages 2857–2865.
- Coates, A., Huval, B., Wang, T., Wu, D., Catanzaro, B., and Andrew, N. (2013). Deep learning with cots hpc systems. In *International Conference on Machine Learning*, pages 1337–1345.
- Cover, T. M. and Thomas, J. A. (2012). *Elements of information theory*. John Wiley & Sons.
- Denton, E. L., Zaremba, W., Bruna, J., LeCun, Y., and Fergus, R. (2014). Exploiting linear structure within convolutional networks for efficient evaluation. In *Advances in neural information processing systems*, pages 1269–1277.
- Dong, X., Chen, S., and Pan, S. (2017). Learning to prune deep neural networks via layer-wise optimal brain surgeon. In *Advances in Neural Information Processing Systems*, pages 4857–4867.
- Federici, M., Ullrich, K., and Welling, M. (2017). Improved bayesian compression. *arXiv preprint arXiv:1711.06494*.
- Gong, Y., Liu, L., Yang, M., and Bourdev, L. (2014). Compressing deep convolutional networks using vector quantization. *arXiv preprint arXiv:1412.6115*.
- Guo, C., Pleiss, G., Sun, Y., and Weinberger, K. Q. (2017). On calibration of modern neural networks. *arXiv preprint arXiv:1706.04599*.
- Han, S., Mao, H., and Dally, W. J. (2015a). Deep compression: Compressing deep neural networks with pruning, trained quantization and huffman coding. *arXiv preprint arXiv:1510.00149*.
- Han, S., Pool, J., Tran, J., and Dally, W. (2015b). Learning both weights and connections for efficient neural network. In *Advances in neural information processing systems*, pages 1135–1143.
- Hanson, S. J. and Pratt, L. Y. (1989). Comparing biases for minimal network construction with back-propagation. In *Advances in neural information processing systems*, pages 177–185.
- Hassibi, B. and Stork, D. G. (1993). Second order derivatives for network pruning: Optimal brain surgeon. In *Advances in neural information processing systems*, pages 164–171.
- He, Y., Lin, J., Liu, Z., Wang, H., Li, L.-J., and Han, S. (2018). Amc: Automl for model compression and acceleration on mobile devices.
- Howard, A. G., Zhu, M., Chen, B., Kalenichenko, D., Wang, W., Weyand, T., Andreetto, M., and Adam, H. (2017). Mobilenets: Efficient convolutional neural networks for mobile vision applications. *arXiv preprint arXiv:1704.04861*.
- Iandola, F. N., Han, S., Moskewicz, M. W., Ashraf, K., Dally, W. J., and Keutzer, K. (2016). Squeezenet: Alexnet-level accuracy with 50x fewer parameters and 0.5 mb model size. *arXiv preprint arXiv:1602.07360*.
- Krizhevsky, A., Sutskever, I., and Hinton, G. E. (2012). Imagenet classification with deep convolutional neural networks. In *Advances in neural information processing systems*, pages 1097–1105.

- LeCun, Y., Bottou, L., Bengio, Y., and Haffner, P. (1998). Gradient-based learning applied to document recognition. *Proceedings of the IEEE*, 86(11):2278–2324.
- LeCun, Y., Denker, J. S., and Solla, S. A. (1990). Optimal brain damage. In *Advances in neural information processing systems*, pages 598–605.
- Louizos, C., Ullrich, K., and Welling, M. (2017). Bayesian compression for deep learning. In *Advances in Neural Information Processing Systems*, pages 3288–3298.
- Mandt, S., Hoffman, M. D., and Blei, D. M. (2017). Stochastic gradient descent as approximate bayesian inference. *The Journal of Machine Learning Research*, 18(1):4873–4907.
- Rissanen, J. (1978). Modeling by shortest data description. *Automatica*, 14(5):465–471.
- Russo, D. and Zou, J. (2015). How much does your data exploration overfit? controlling bias via information usage. *arXiv preprint arXiv:1511.05219*.
- Silver, D., Schrittwieser, J., Simonyan, K., Antonoglou, I., Huang, A., Guez, A., Hubert, T., Baker, L., Lai, M., Bolton, A., et al. (2017). Mastering the game of go without human knowledge. *Nature*, 550(7676):354.
- Simonyan, K. and Zisserman, A. (2014). Very deep convolutional networks for large-scale image recognition. *arXiv preprint arXiv:1409.1556*.
- Ullrich, K., Meeds, E., and Welling, M. (2017). Soft weight-sharing for neural network compression. *arXiv preprint arXiv:1702.04008*.
- Vanhoucke, V., Senior, A., and Mao, M. Z. (2011). Improving the speed of neural networks on cpus. In *Proc. Deep Learning and Unsupervised Feature Learning NIPS Workshop*, volume 1, page 4. Citeseer.
- Wu, Y., Schuster, M., Chen, Z., Le, Q. V., Norouzi, M., Macherey, W., Krikun, M., Cao, Y., Gao, Q., Macherey, K., et al. (2016). Google’s neural machine translation system: Bridging the gap between human and machine translation. *arXiv preprint arXiv:1609.08144*.
- Xu, A. and Raginsky, M. (2017). Information-theoretic analysis of generalization capability of learning algorithms. In *Advances in Neural Information Processing Systems*, pages 2524–2533.