

# Resource Allocation in IoT networks using Wireless Power Transfer

Xiaolan Liu, Zhijin Qin, Yue Gao, Julie A. McCann

**Abstract**—In this paper, we investigate efficient resource allocation for the uplink transmission of wireless powered IoT networks. LoRa is adopted as an example network of focus, however the work can be easily generalized to other radios. Allocating limited resources, like spectrum and energy resources, among massive numbers of users faces critical challenges. We consider grouping wireless powered users first, and for users assigned to the same channel, power allocation is investigated to improve the throughput of each user. Specifically, a user grouping problem has been formulated as a many-to-one matching game by treating users and channels as two sets of selfish players aiming to maximize their respective utilities. A low-complexity efficient channel allocation algorithm (ECAA) is proposed for user grouping. Additionally, a Markov Decision Process (MDP) is adopted to model the unpredictable energy arrival and channel conditions uncertainty, and a power allocation algorithm is proposed to maximize the accumulative throughput over a finite-horizon of time slots. By doing so, we can distribute the channel access and dynamic power allocation decision making local to users. Simulation results demonstrate that the proposed ECAA scheme can achieve near-optimal performance with much lower computational complexity than brute force exhaustive-search approach. Moreover, simulations show that the distributed optimal power allocation policy for each user is obtained with better performance than a centralized offline scheme.

**Index Terms**—Channel allocation, Markov Decision Process, Power allocation.

## I. INTRODUCTION

Predictions of the Internet of Things (IoT) describe an accumulation of potentially large number of interconnected devices to implement applications found in smart cities, smart agriculture and Industry 4.0. Therefore, allocating limited resources, such as spectrum and power, to a large number of devices is an important and yet complex challenge. Traditionally, IoT devices were battery powered which limits their operation time. Further, many of these devices are placed in inaccessible spaces, remote areas or in hostile and toxic environments [1]. For these reasons, there has been a strong movement towards the use of energy harvesting (EH) technologies [2], where the device obtains energy from the multitude of renewable energy resources, like solar, wind, radio frequency (RF) signals and etc.. Specifically, the latter EH technique has been gaining more attention due to the proliferation of transmitters that already exist in our environments [3].

X. Liu, Z. Qin and Y. Gao are with the Department of Electronic Engineering and Computer Science, Queen Mary University of London, London E1 4NS, UK (email: {xiaolan.liu, z.qin, yue.gao}@qmul.ac.uk).

Z. Qin is also with Imperial College London as a Honorary Research Fellow.

J. A. McCann is now with Imperial College London, SW7 2AZ, London, UK (email: j.mccann@imperial.ac.uk).

In many IoT applications, e.g., environment monitoring, the amount of data generated by each device can be relatively small even though the number of connected devices is potentially huge. This feature of IoT applications enables the gateway to collect data from a massive number of devices, some communication technologies have been investigated to connect those devices, a cognitive radio enabled TD-LTE test-bed has been proposed to dynamically access spectrum over TV white space in [4], and the cellular system based 3GPP technologies play a central role in ensuring IoT connectivity globally. A relatively new class of communications protocols, described as low-power wide-area (LPWA), are coming to the fore as they consume lower power in the IoT device while their transmission scope covers geographically larger areas, offering a trade-off among power consumption, coverage, and data rates to address the more diverse requirements of IoT applications [5]–[9]. LPWA systems achieve this balance of power and distance at the cost of low data rates which make them more suitable for delay-tolerant applications with smaller data requirements.

Among the existing LPWA technologies, i.e., LoRa [10], Sigfox [11] and NB-IoT [12], LoRa is regarded as one of the most promising LPWA approaches, and attracting extensive attention from both industry and academics [13]–[17]. The core of LoRa’s success comes from its chirp spread spectrum technology, which allows flexible long range communications by adopting different spreading factors (SF) with low power consumption [18]. Typically, SFs are configured by the server in LoRaWANs and there is a mechanism to allow adaptive data rates (ADR). To optimize data rates, airtime, and energy consumption in the network, the server will adjust the SF and increase/reduce transmit power based on the required signal-to-noise ratio (SNR).

Battery-powered IoT devices suffer from finite energy, battery replacement and damage penalty costs have been quantified specifically for devices running in LoRa [19] demonstrating that EH technique reduces the overall costs of the IoT solution to one-fifth of that of battery based systems. There are a multitude of EH sources such as solar, wind, electromagnetic signals and etc.. Indeed, EH technology has been extended to power the LoRa gateways to untether them in the same way as the IoT devices [20]. Among all energy sources, RF signals are gaining more attention as they can be harvested from dedicated transmitters and are a good fit to the demand for far-field wireless power transfer (WPT). A RF-EH prototype has been designed and implemented in [21], which demonstrated the practicality of a battery-free communication system using ambient RF signals as the only source of power.

### A. Related Work

Wireless powered communication networks (WPCNs) have been proposed in IoT networks where the IoT devices harvest energy from power beacons and use the harvested energy to transmit their data [22]–[25]. In [23], a harvest-then-transmit protocol was proposed where the users harvest energy from a hybrid access point in the downlink and send their data via the uplink using the time-division multiple access (TDMA) techniques. Here the sum-throughput maximization problem was studied by optimizing the time allocation for the communication links and information transmission. In [24], the minimum throughput rate maximization problem was analyzed in WPCNs where the users harvest energy from a multi-antenna access points (AP) in the downlink and transmit data to the same multi-antenna AP in the uplink. The downlink-uplink time allocation, downlink energy beamforming and uplink transmit powers were jointly optimized using the non-negative matrix theory. In [25], the sum throughput rate maximization problem was analyzed where mobile stations with EH capabilities communicate with a full duplex (FD) multi-antenna AP. Here the channel assignment, time allocation, and transmit power allocation were jointly optimized. [2] has proposed a novel floating device, integrating multi-source EH technologies and communication systems together to achieve long range communications with LoRa.

The performance analysis of LPWA networks has been carried out, for example in [26], the interference from both LoRa and other LPWA radios sharing the same frequency has been analyzed to show its impact on the scalability of LoRa networks but this did not include EH. Renewable energy resources are prone to unpredictable behaviours that cause a variable amount of harvested energy. Power allocation based on an unknown amount of harvested energy becomes a challenging problem, in which the transmitter decides its transmit power depends on the current battery status only. Therefore, the energy arrival process can be modeled as Markov Decision Process (MDP). The solutions of MDP models are named as policies (e.g., transmission policies), and those policies indicate a series of best actions taken at each moment according to the status of the ambient environment. In addition, in MDP, the best action is conceptually defined as the optimal response in terms of maximizing the total reward over the entire lifespan of a node.

In [27], an online resource allocation algorithm based on MDP has been proposed. It considered a system with single source and multiple destination nodes, then MDP is used to model the harvested energy and channel gain guaranteeing the quality-of-service (QoS) for users. To solve the throughput maximization problem, [28] introduced a first-order Markov process to model the energy arrival process, and then an optimal online power policy was obtained by using dynamic programming. An expected data transmission maximization problem has been investigated in [29] with the constraints of energy harvesting rate, battery energy level, buffer level and channel gain. This problem is formulated as an infinite-horizon discounted MDP and was solved by an proposed optimal energy allocation algorithm. In [30], online learning algorithms were adopted to exploit the MDP problem in which the mean rewards

associated with the state-action pairs are unknown, and then they were used to learn these rewards and adapt their policies over time. An MDP-based transmission policy for transmission duty cycle (TDC)-constrained networks has been derived to alleviate the TDC limitations in LPWA networks [31], and the feasibility of this policy has been confirmed via LoRa and Sigfox.

Although many research works have focused on the theory of decision making (e.g., MDP) in LPWA networks [27]–[31], few of them have considered efficient low resource allocation caused by massive numbers of devices coupled limited battery life of devices. Specially, even though LoRaWANs adopt ADR schemes, each LoRa device updates its transmit power by 3 dBm in each step, which makes the resource efficiency relatively low. This is inefficient since the device has to communicate with the server for only increasing a little bit power, and it will cause interference to the device that is using the SF. Therefore, a more advanced resource allocation scheme is desired to avoid channel conflicts and improve resource efficiency as the number of devices scales. Moreover, an optimal scheme is necessary for devices to allocate the transmit power by themselves and to avoid the interference of using the same SF. None of this work concerns EH scenarios.

In this paper, we consider uplink transmission for wireless powered IoT networks with wireless powered devices to make the network energy self-sustainable. To the best of our knowledge, this is the first paper investigating the dual channel allocation and dynamic power allocation problem for wireless powered IoT networks.

The contributions of this paper are summarized as follows:

- 1) We formulate the resource allocation in wireless powered IoT networks as a joint optimization problem including channel allocation and dynamic power allocation, where MDP is adopted to model the harvested energy and channel conditions uncertainty. To make it traceable, the problem is decoupled into two phases: i) assigning users to available channel; ii) optimizing transmit power for users assigned to the same channel within the same period.
- 2) For channel allocation, we propose a low-complexity efficient channel allocation algorithm, named ECAA, to assign channels to users, which is achieved by enabling users to self-match with the proper channels based on matching theory.
- 3) Within each channel, a MDP-based optimal power allocation algorithm is proposed to obtain the optimal power allocation policy for each user over finite-horizon time slots.
- 4) Numerical results show that our proposed ECAA can achieve near-optimal performance but with much lower computational complexity than brute force exhaustive-search approach. Moreover, the optimal power allocation policy is obtained with higher throughput performance than an alternative offline scheme.

The rest of the paper is organized as follows. In Section II, the system model and problem formulation for resource allocation in wireless powered IoT networks are introduced.

In Section III, the proposed ECAA is illustrated to enable self-matching of users with available channels. Then the proposed MDP-based power allocation algorithm is described in Section IV. Numerical results are presented in Section V, which is followed by the conclusion in Section VI.

## II. SYSTEM MODEL AND PROBLEM FORMULATION

In this paper, we focus on the uplink transmission of an IoT network with  $M$  channels to access. We assume each user is equipped with a RF energy harvester, and a finite-capacity rechargeable battery is deployed to each user. The user is assumed to harvest energy from ambient environment, such as wireless power beam or broadcasting TV signals, as shown in Fig. 1. Each device wakes up for data transmission when the available power in the battery is higher than the pre-defined threshold. The number of active users is  $N$ , which are located uniformly across the network. The set of channels and users are denoted as  $\mathcal{CH} = \{CH_1, \dots, CH_m, \dots, CH_M\}$  and  $\mathcal{U} = \{U_1, \dots, U_n, \dots, U_N\}$ , respectively. The bandwidth of the  $m$ -th channel,  $CH_m$ , is denoted as  $B_m$  Hz.

Though our scheme is general we use LoRa as an illustrative example. Here we would assume that both the gateway and user are equipped with a single antenna as defined in the LoRa specification [10]. We partition each frame  $F$  into different time slots, which can be used for channel allocation, energy harvesting and data transmission as shown in Fig. 2. The LoRa network is working as frame-based structure over time, and all the users adopt the harvest-then-transmit protocol. Specifically, we assume each frame contains  $K > 1$  slots, indexing from 1 to  $K$ . In each frame, assuming that the number of time slots assigned to energy harvesting is indicated by  $t$ , and except for the first few time slots reserved for channel allocation, the remaining slots are assigned to users to transmit data.

From Fig. 2, at the beginning of each time slot, comparing the available power in the battery to required power for data transmission, if  $P_{m,n}^A(k) > P_{m,n}^{th}(k)$ , this time slot is assigned to data transmission, otherwise it is used to harvest energy. The harvested power of each user is random over time, then we use  $P_{m,n}^H(k)$  to denote the amount of harvested power by user  $n$  in channel  $m$  at time slot  $k$ . Let  $\mathbf{P}^H(\mathbf{k}) := [P_1^H(k), \dots, P_q^H(k), \dots, P_Q^H(k)]$  be the harvested power state at  $k$ , which has  $Q$  possible values. Denote the battery capacity as  $P_{max}^A$  with the transmit power of  $U_n$  satisfying  $P_{m,n}(k) \leq P_{max}^A < \infty$  in time slot  $k$ , then the power available at the beginning of each time slot is expressed as

$$P_{m,n}^A(k+1) = \min(P_{m,n}^A(k) - P_{m,n}(k) + P_{m,n}^H(k), P_{max}^A). \quad (1)$$

Since we discretize time slots with data transmission and energy harvesting as shown in Fig. 2, the update of available power at each time slot as given by (1) is reformulated into two cases. When the time slot is used for harvest energy, the transmit power is  $P_{m,n}(k) = 0$ , (1) can be expressed as

$$P_{m,n}^A(k+1) = \min(P_{m,n}^A(k) + P_{m,n}^H(k), P_{max}^A). \quad (2)$$

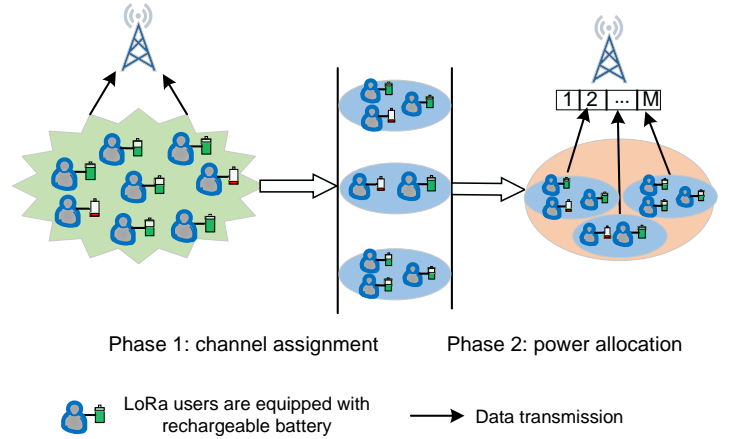


Fig. 1. The proposed framework for wireless power LoRa networks.

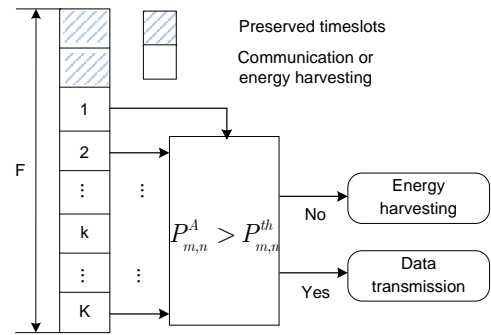


Fig. 2. The proposed frame model for each wireless powered LoRa user.

But when it is used for data transmission, the harvested power becomes  $P_{m,n}^H(k) = 0$ , (1) can be presented as

$$P_{m,n}^A(k+1) = \min(P_{m,n}^A(k) - P_{m,n}(k), P_{max}^A). \quad (3)$$

The channel between the gateway and user  $U_n$  is modeled as Rayleigh fading. Therefore, the channel gain  $g_{m,n}$  over a time slot  $k$  can be expressed as

$$g_{m,n}(k) = h_{m,n}(k)\eta_m\|d_{m,n}\|^{-a}, \quad (4)$$

where  $h_{m,n}(k)$  refers to the small-scale fading of  $CH_m$  when it is measured at  $U_n$ ,  $\eta_m$  is a constant related to the path loss of radio link in  $CH_m$ ,  $d_{m,n}$  is the distance between the gateway and user,  $U_n$ , and it will not change over different time slots because all the users are assumed static in the network. The path loss exponent  $a$  generally depends on the carrier frequencies and environments, such as urban or suburban, therefore, the signal received at the gateway over  $CH_m$  can be expressed as

$$y_m(k) = \sum_{n=1}^N \alpha_{m,n} P_{m,n}(k) g_{m,n}(k) + \sigma_m^2, \quad (5)$$

where  $\sigma_m^2$  is the power of additive white Gaussian noise (AWGN),  $P_{m,n}(k)$  denotes the uplink transmit power of  $U_n$  when transiting over  $CH_m$  in time slot  $k$ , and  $\alpha_{m,n}$  is used to

indicate whether  $CH_m$  is allocated to  $U_n$ , which can be given by

$$\alpha_{m,n} = \begin{cases} 1, & U_n \text{ occupies } CH_m, \\ 0, & \text{otherwise.} \end{cases} \quad (6)$$

We denote  $L_m$  as the number of assigned users within  $CH_m$ , i.e.,  $L_m = \sum_{n=1}^N \alpha_{m,n}$ . We assume that the users assigned into the same channel use different SFs to transmit data in the same time frame. Since signals with different SFs are implemented by orthogonal pseudo-random codes, the interferences among them can be ignored [18]. So the uplink SNR for  $U_n$  transmitting over  $CH_m$  in time slot  $k$  can then be expressed as

$$\gamma_{m,n}(k) = \frac{P_{m,n}(k)g_{m,n}(k)}{\sigma_m^2}, \quad \forall m, n, k. \quad (7)$$

Then the accumulative data rate achieved for  $U_n$  in  $CH_m$  over any time frame can be given by

$$\begin{aligned} R_{m,n} &= \sum_{k=1}^{K-t} R_{m,n}(k) \\ &= \sum_{k=1}^{K-t} B_m \log_2(1 + \gamma_{m,n}(k)), \quad \forall m, n. \end{aligned} \quad (8)$$

Our objective is to maximize the network throughput with increasing resource allocation efficiency for IoT networks under dynamic energy harvesting constraints. Then the problem can be formulated as

$$(\mathbf{P1}) \quad \max_{\alpha_{m,n}, P_{m,n}(k), t} \sum_{n=1}^N \alpha_{m,n} R_{m,n}(t, P_{m,n}(k)), \quad (9a)$$

$$\text{s.t. } C_1 : 0 \leq P_{m,n}(k) \leq P_{m,n}^A(k) \quad \forall m, n, k, \quad (9b)$$

$$C_2 : t \in \{1, \dots, K\}, \quad (9c)$$

$$C_3 : \alpha_{m,n} \in \{0, 1\}, \quad \forall m, n, \quad (9d)$$

$$C_4 : \sum_m \alpha_{m,n} \leq D, \quad \forall n, \quad (9e)$$

$$C_5 : \sum_n \alpha_{m,n} \leq 1, \quad \forall m. \quad (9f)$$

where  $D$  is the maximum number of users that can be allocated to the same channel.  $C_1$  denotes the transmit power range of  $U_n$  over  $CH_m$  in any time slot,  $P_{m,n}^A(k)$  is the battery power available at the beginning of time slot  $k$ , and it is decided by (1). In  $C_2$ ,  $t$  is the number of time slots allocated to energy harvesting in each frame. In  $C_3$ , it is shown that  $\alpha_{m,n}$  is either 0 or 1. The maximum number of users that can be allocated into the same channel is constrained by  $C_4$ , and  $C_5$  restricts that at most one channel can be allocated to a user.

It is noted that the problem **(P1)** involves integer programming as shown in  $C_2$ , the binary constraints as well as stochastic constraint in the objective function, so it is obviously a non-convex problem. Thus no systematic and computational efficient approach is available to solve this problem optimally. Therefore, we propose to decompose the formulated problem into two phases as shown in Fig. 1. In the first phase, all the users are self-matched with available channels. The details are explained in Section III. In the second phase, the MDP-based power allocation algorithm over finite-horizon is proposed for the wireless powered devices assigned with the same channel.

### III. EFFICIENT CHANNEL ALLOCATION ALGORITHM

Assuming the same transmit power is used by each user, the channel assignment problem can be formulated as

$$(\mathbf{P2}) \quad \max_{\alpha_{m,n}} R_{m,n}^{uti}, \quad \text{subject to } C_3, C_4, \text{ and } C_5, \quad (10)$$

where the  $R_{m,n}^{uti}$  represents the utility of  $U_n$  and  $CH_m$ . To consider the fairness of all the users, **(P2)** is transferred to a max-min problem. So the utility of  $U_n$ , which is defined as the minimal transmission rate of  $U_n$  among the channels it occupies  $\mathcal{J}_n$  at any time slot  $k$ , can be expressed as

$$R_{U_n}^{uti} = \min(B_m \log_2(1 + \gamma_{m,j}(k))), \quad \forall j \in \mathcal{J}_n. \quad (11)$$

Moreover, the utility of  $CH_m$ , which refers to the minimal transmission rate of the set of LoRa users,  $\mathcal{L}_m$ , sharing  $CH_m$  at any time slot  $k$ , can be described as

$$R_{CH_m}^{uti} = \min(B_m \log_2(1 + \gamma_{m,l}(k))), \quad \forall l \in \mathcal{L}_m. \quad (12)$$

Note that **(P2)** is NP-hard. In order to solve it, we propose an efficient channel allocation algorithm, named ECAA, with low complexity based on matching theory. The proposed ECAA extends the battery life of devices by reducing the probability of re-transmission as channel conflicts between different users are reduced. Specially, we consider the set of users,  $\mathcal{U}$ , and the set of channels,  $\mathcal{CH}$ , as two disjoint sets of selfish and rational players aiming to maximize their own utilities, i.e., achieved minimal transmission rates. In this paper, the channel state information (CSI) is assumed to be known<sup>1</sup>, i.e., the players are aware of the CSI of others. The more details of the proposed ECAA will be introduced in Section III-B.

#### A. Many-to-One Matching

In this part, we introduce the fundamental concepts in the many-to-one matching model for channel assignment [32].

1) *Matching pair*: A matching can be regarded as an allocation of channels in  $\mathcal{CH}$  to users in  $\mathcal{U}$ , which is formally described as follows.

**Definition 1.** Given two disjoint sets  $\mathcal{CH}$  and  $\mathcal{U}$ , a many-to-one matching  $\Psi$  is a mapping from the set of  $\mathcal{CH} \cup \mathcal{U}$  into the set of all subsets of  $\mathcal{CH} \cup \mathcal{U}$  such that for each  $CH_m \in \mathcal{CH}$  and  $U_n \in \mathcal{U}$ :

- 1)  $\Psi(CH_m) \subseteq \mathcal{U}$ ;
- 2)  $\Psi(U_n) \subseteq \mathcal{CH}$ ;
- 3)  $|\Psi(U_n)| \leq 1$ ;
- 4)  $|\Psi(CH_m)| \leq D$ ;
- 5)  $CH_m \in \Psi(U_n) \Leftrightarrow U_n \in \Psi(CH_m)$ .

Condition 1) states that each channel is matched with a subset of users, and condition 2) implies that each user is matched with a subset of channels. Condition 3) restricts that the number of channels assigned to each user is no more than one, and condition 4) presents that the number of users sharing the same channel is no greater than  $D$ .

<sup>1</sup>The CSI becomes available at the gateway after the proposals from users are received and can be shared with all users in the next downlink message.

**Remark 1.** The matching game formulated above is a many-to-one problem.

*Proof.* Since each user can only be assigned with no more than one channel, and each channel can be assigned with more than one users, this is a many-to-one matching game, in which each player tries to maximize their own utilities [33].  $\square$

2) *Preference relations:* To describe the competition behavior and decision process of each player, we define a preference relation,  $\succ$ , for both users and channels. Specifically, for an arbitrary user,  $U_n \in \mathcal{U}$ , its preference  $\succ_{U_n}$  over any two channels,  $CH_m \in \mathcal{CH}$  and  $CH_{m'} \in \mathcal{CH}$  with  $m \neq m'$ , can be expressed as

$$(CH_m, \Psi) \succ_{U_n} (CH_{m'}, \Psi') \Leftrightarrow R_{m,n}(\Psi) > R_{m',n}(\Psi'), \quad (13)$$

where  $CH_m \in \Psi(U_n)$  and  $CH_{m'} \in \Psi'(U_n)$ . This relationship means that user  $U_n$  prefers  $CH_m$  in  $\Psi$  to  $CH_{m'}$  in  $\Psi'$  if  $CH_m$  can achieve higher rate over  $CH_m$  than over  $CH_{m'}$ . Similarly, for an arbitrary channel  $CH_m$ , its preference  $\succ_{CH_m}$  over any two set of users, i.e.,  $S \in \mathcal{U}$  and  $S' \in \mathcal{U}$ , can be expressed as

$$(S, \Psi) \succ_{CH_m} (S', \Psi') \Leftrightarrow R_{m,n}(\Psi) > R_{m,n'}(\Psi'), \quad (14)$$

where  $S \in \Psi(CH_m)$  and  $S' \in \Psi'(CH_m)$ .

3) *Swapping matching:* In the matching model, the swapping behaviour of players is considered as where every two players are arranged to exchange their matches without changing any other players' assignment. To better describe the interdependency between players' preference, we introduce the concept of *swap-matching* as follows.

**Definition 2.** Giving a matching  $\Psi$  with  $CH_m \in \Psi(U_n)$ ,  $CH_{m'} \in \Psi(U_{n'})$ ,  $CH_m \notin \Psi(U_{n'})$ , and  $CH_{m'} \notin \Psi(U_n)$ , a swap matching  $\Psi' = \{\Psi \setminus \{(U_n, CH_m), (U_{n'}, CH_{m'})\}\} \cup \{(U_n, CH_{m'}), (U_{n'}, CH_m)\}$  is defined by  $CH_m \in \Psi'(U_{n'})$ ,  $CH_{m'} \in \Psi'(U_n)$ ,  $CH_m \notin \Psi'(U_n)$ , and  $CH_{m'} \notin \Psi'(U_{n'})$ .

Note that swap-matching provides a matching generated via a swap operation.

**Definition 3.** Given a pair of users  $(U_n, U_{n'})$  that are matched under a given matching  $\Psi$ , if there exist  $CH_m \in \Psi(U_n)$  and  $CH_{m'} \in \Psi(U_{n'})$  such that:

- 1)  $\forall i \in \{U_n, U_{n'}, CH_m, CH_{m'}\}$ ,  $R_i(\Psi') \geq R_i(\Psi)$  and
- 2)  $\exists i \in \{U_n, U_{n'}, CH_m, CH_{m'}\}$  such that  $R_i(\Psi') > R_i(\Psi)$ ,

then the swap matching  $\Psi'$  is approved, and  $(U_n, U_{n'})$  is defined as a swap-blocking pair in  $\Psi$ .

The definition implies that if a swap matching is approved, then the utility of any player, i.e.,  $R_{U_n}$  and  $R_{CH_m}$  as defined in (11) and (12), will not decrease, and the utility of at least one player will increase. Note that the swap can be initialized by either users or the controllers of channels, i.e., gateway, since their utilities are all directly related to the data rates.

**Definition 4.** A matching  $\Psi$  is two-sided exchange-stable (**2ES**) if it is not blocked by any swap-blocking pair.

## B. Proposed Efficient Channel Allocation Algorithm for IoT Networks

In this part, we propose an efficient channel allocation algorithm, named ECAA, based on matching theory with low complexity to enable channel assignment at users locally. The key idea of ECAA is to find a **2ES** matching for channel assignment after performing a limited number of swap operations. With the low complexity required by ECAA, the battery life of devices can be extended.

As shown in Algorithm 1, the proposed ECAA can be divided into two steps, including an initialization step and a swap-matching step. In the first step, an initialization algorithm, as described in Algorithm 2, is proposed to generate the initial matching,  $\Psi_0$ . Here, the transmit power at each user is assumed to be the same. Each user constructs its preference list of channels based on the CSI. For instance, for  $U_n$ , the first preferred channel is the one with best CSI, i.e.,  $m = \arg \max_{\forall m} g_{m,n}$ . Gateway initializes the preference list for each user based on its distance to the gateway for simplification, i.e., the closest user has the highest preference. The reason is that large-scale fading is the main influence on the achieved transmission rate in LPWA networks. Then each user proposes to its first preferred channel and each channel will only accept the proposals from the first  $D$  users on its preference list. This process continues until all users are matched with a channel. If there is any channel that is not matched with any user, its first preferred user is forced to match with the vacant channel to improve the achieved minimal transmission rate potentially. Initial matching  $\Psi_0$  is then returned and taken as one of the inputs for Algorithm 1.

In the second step of Algorithm 1, each user keeps searching for swap-blocking pairs, which guarantees utilities of all users and channels are not decreased and utilities of at least one player (i.e., can be either user or channel) are increased. If there is one swap-blocking pair in the current matching, the swap operation is carried out. This searching and swap operation process continues until the final matching state is reached. The preference lists of active users are updated according to channel access decision returned by Algorithm 1.

For the proposed ECAA, we have the following theorems.

**Theorem 1. Stability:** the final matching of proposed ECAA is a **2ES** matching.

*Proof.* Please see Appendix B.  $\square$

**Theorem 2. Convergence:** the proposed ECAA converges to a **2ES** matching after a limited number of swap operations.

*Proof.* Please see Appendix C.  $\square$

**Theorem 3. Complexity:** the computational complexity of the proposed ECAA is upper bounded by  $O(MN + \frac{1}{2}IDN(M-1))$ .

*Proof.* Please see Appendix D.  $\square$

We can see that the complexity of ECAA is much lower than the brute force exhaustive-search approach, whose com-

---

**Algorithm 1** Efficient Channel Allocation Algorithm (ECAA)
 

---

**Initialization**

Generate the initial matching  $\Psi_0$  by Algorithm 2.

**Optimal algorithm**

```

1: while  $\exists (U_n, U_{n'})$  blocks current matching do
2:   for  $\forall U_n \in \mathcal{U}$  do
3:     for  $\forall U_{n'} \in \{U \setminus U_n\}$  with  $CH_m \in \Psi(U_n)$  and
        $CH_{m'} \in \Psi(U_{n'})$  do
4:       if  $(U_n, U_{n'})$  is a swap-blocking pair and  $C_2 - C_4$ 
         are satisfied then
5:          $U_n$  exchanges its match  $CH_m$  with  $U_{n'}$ 's match
            $CH_{m'}$ .
6:         Update  $\Psi$ .
7:       end if
8:     end for
9:   end for
10: end while
11: return final matching  $\Psi$ .
  
```

---



---

**Algorithm 2** Initial Matching Algorithm
 

---

**Initialization** Set of unmatched users  $\Theta_{\mathcal{U}\mathcal{M}} = \mathcal{U}$ ,  $\alpha_{m,n} = 0$ ,  
 proposal indicator  $\beta_{m,n} = 0$ ,  $\forall m, n$ .

```

1: Calculate preference list of each user  $\mathcal{P}\mathcal{L}_{U_n}$ ,  $\forall U_n \in \mathcal{U}$ .
2: Calculate preference list of each channel  $\mathcal{P}\mathcal{L}_{CH_m}$ ,
    $\forall CH_m \in \mathcal{C}\mathcal{H}$ .
3: while  $\Theta_{\mathcal{U}\mathcal{M}} \neq \emptyset$  do
4:   for  $\forall U_n \in \mathcal{U}$  do
5:      $U_n$  proposes to its first preferred channel that it has
       not been rejected before.
6:     Update  $\beta_{m,n} = 1$  if  $U_n$  proposes to  $CH_m$ .
7:   end for
8:   for  $\forall CH_m \in \mathcal{C}\mathcal{H}$  do
9:     if  $\sum (\alpha_{m,n} + \beta_{m,n}) \leq D$  then
10:       $CH_m$  accepts all proposals from users.
11:    else
12:       $CH_m$  accepts proposals from the  $D$  most preferred
        users.
13:    end if
14:    Update  $\Theta_{\mathcal{U}\mathcal{M}}$  by removing all the matched  $U_n$ .
15:    Remove  $CH_m$  from  $\mathcal{P}\mathcal{L}_{U_n}$  if  $\beta_{m,n} = 1$ .
16:    Update  $\Psi_0$  with  $\alpha_{m,n} = 1$  for all the matched  $U_n$ .
17:   end for
18: end while
19: if there are vacant channels,  $CH_m$  then
20:   Match  $CH_m$  with its first preferred user.
21:   Update  $\Psi_0$ .
22: end if
23: return  $\Psi_0$ .
  
```

---

putational complexity increases exponentially with the number of active users,  $N$ .

#### IV. MDP-BASED POWER ALLOCATION ALGORITHM

After grouping all the users by ECAA, they are assigned with one of the available channels. For those users assigned

into the same channel, **(P1)** is simplified as

$$(\mathbf{P3}) \max_{P_{m,n}(k), t} \sum_{n=1}^N R_{m,n}(t, P_{m,n}(k)), \quad (15a)$$

$$\text{s.t. } C_1 : 0 \leq P_{m,n}(k) \leq P_{m,n}^A(k) \quad \forall m, n, k, \quad (15b)$$

$$C_2 : t \in \{1, \dots, K\}. \quad (15c)$$

To increase the network throughput, a distributed scheme that optimizes the transmission rate of any user is developed. We assume that data transmission and energy harvesting are performed separately in different time slots, that is, the transmit power  $P_{m,n}(k) = 0$  when the time slot  $k \subseteq \mathcal{K}_h$  is allocated to harvest energy; similarly, the harvested power  $P_{m,n}^H(k) = 0$  when the time slot  $k \subseteq \mathcal{K}_d$  is used to transmit data. Moreover,  $\mathcal{K}_h \cup \mathcal{K}_d = \mathcal{K}$ , where  $\mathcal{K}$  presents the whole time slots in any time frame. In this paper, we optimize transmit power allocation over all the time slots while the time slot used for energy harvesting can be considered as fixed power allocation with the transmit power  $P_{m,n}(k_h) = 0$ . A pre-defined power threshold  $P_{m,n}^{th}$  is used to enable data transmission at the user. So the optimization problem is changed as

$$(\mathbf{P3.1}) \max_{P_{m,n}(k)} R_{m,n}(P_{m,n}(k)), \quad (16a)$$

$$\text{s.t. } C_1 : P_{m,n}^{th} \leq P_{m,n}(k) \leq P_{m,n}^A(k) \quad \forall m, n, k \subseteq \mathcal{K}_d, \quad (16b)$$

$$C_2 : P_{m,n}(k) = 0 \quad \forall m, n, k \subseteq \mathcal{K}_h. \quad (16c)$$

where  $C_1$  indicates the value range of the transmit power when the time slot is used for data transmission, and  $C_2$  denotes the case that the time slot is used to harvest energy. Since it is impossible to know all the knowledge of the future time slots, we assume that only some statistics of the harvested power  $P_{m,n}^H(k)$  and the channel gain  $g_{m,n}(k)$  for future time slots are available. Then we use finite-horizon MDP to model the joint random process of  $P_{m,n}^H(k)$  and  $g_{m,n}(k)$ , and provide a MDP-based power allocation algorithm via dynamic programming [27].

Assuming the channel information is available at current time slot, that is,  $g_{m,n}(k)$  is known at time slot  $k$ . And the amount of energy harvested within time slot  $k$  is unavailable until the end of the time slot, i.e., it will be known at time slot  $k+1$ . Thus, we consider a first order Markov model for the channel gain and the energy arrival process. We assume the EH process and the channel gain are independent, and their transition probabilities are denoted as  $\mathbb{P}(P_{m,n}^H(k)|P_{m,n}^H(k-1))$  and  $\mathbb{P}(g_{m,n}(k)|g_{m,n}(k-1))$ . So the joint probability density function (PDF) is given by

$$\begin{aligned} & \mathbb{P}(P_{m,n}^H(k-1), g_{m,n}(k)) \\ &= \mathbb{P}(P_{m,n}^H(k-1)|P_{m,n}^H(k-2))\mathbb{P}(g_{m,n}(k)|g_{m,n}(k-1)). \end{aligned} \quad (17)$$

As shown in (1), the available power  $P_{m,n}^A(k)$  at the time slot  $k$  depends on its last state  $P_{m,n}^A(k-1)$ , which also follows first order Markov model.

So the state space of the system at time slot  $k$  is defined as

$$S_{m,n}(k) = (P_{m,n}^A(k), P_{m,n}^H(k-1), g_{m,n}(k)), \quad (18)$$

where  $S_{m,n}(k)$  indicates the state space of user,  $U_n$ , assigned into channel,  $CH_m$ , it consists of the available power,  $P_{m,n}^A(k)$ , at current time  $k$ , the harvested power,  $P_{m,n}^H(k-1)$ , at previous time slot  $k-1$  and the channel gain,  $g_{m,n}(k)$ , of the current time slot. Based on the current state,  $S_{m,n}(k)$ , at time slot  $k$ , the user will decide to transmit data with power  $P_{m,n}(k)$ . That is an action taken at time slot  $k$  from its feasible set  $\pi_k$

$$\pi_k = \{P_{m,n}^{th} \leq P_{m,n}(k) \leq P_{m,n}^A(k) \text{ and } P_{m,n}(k) = 0\},$$

$$\forall m, n, k. \quad (19)$$

We consider a threshold power  $P_{m,n}^{th}$  for each user, therefore, the action space is reduced with this measurement. In this case, some time slots become available for energy harvesting, and the action  $P_{m,n}(k) = 0$  is taken when this time slot is used to harvest energy.

Our goal is to find the optimal policy  $\pi^*$ , which maximizes the total expected throughput over a finite horizon of  $K$  time slots for each user. Given an initial state  $S_{m,n}(0)$ , the optimal value function can be calculated as

$$V^* = \max_{\pi \in \Pi} \sum_{k=1}^K \mathbb{E}\{R_{m,n}(k) | S_{m,n}(0), \pi\}, \quad (20)$$

where  $\mathbb{E}$  denotes the statistical expectation with respect to the random variables: channel gain and the harvesting energy. Then our optimization problem is represented as

$$\text{(P3.2)} \max_{\pi_k} \mathbb{E}\left\{\sum_{k=1}^K R_{m,n}(k) | \mathbb{P}\right\}, \quad (21a)$$

$$\text{s.t. } C_1 : P_{m,n}^{th} \leq P_{m,n}(k) \leq P_{m,n}^A(k) \quad \forall m, n, k \subseteq \mathcal{K}_d, \quad (21b)$$

$$C_2 : P_{m,n}(k) = 0 \quad \forall m, n, k \subseteq \mathcal{K}_h, \quad (21c)$$

where  $\mathbb{P}$  is the state transition probability matrix. In general, it is impossible to solve this optimization problem independently for each time slot due to the causality constraints on different variables. Then we propose to solve it by using dynamic programming.

To solve this dynamic programming problem, Bellman's equations are introduced [34]. Then it is expressed as the following recursive equations starting from  $k = K$  to  $k = 1$ .

For  $k = K$ ,

$$V_K(S_{m,n}(K)) = \max_{\pi_K} R_{m,n}(K), \quad (22)$$

and for  $k = K-1, \dots, 1$ ,

$$V_k(S_{m,n}(k)) = \max_{\pi_k} R_{m,n}(k) + \bar{V}_{k+1}(S_{m,n}(k), P_{m,n}(k)), \quad (23)$$

where the second phase consists of the future reward information from time slot  $k+1$  to  $K$ , which can be presented as

$$\bar{V}_{k+1}(S_{m,n}(k), P_{m,n}(k)) = \mathbb{E}_{S_{m,n}(k)} \{V_{k+1}(S_{m,n}(k+1)) | \mathbb{A}, S_{m,n}(k)\}, \quad (24)$$

where  $\mathbb{E}_{S_{m,n}(k)}$  designates the statistical expectation over all the possible states in the time slot  $k+1$  given the state  $S_{m,n}(k)$  and the transition probabilities. In (24), it can be considered as

the maximal system throughput obtained from the future time slots. Then we maximize the cumulative throughput from the current time slot to the last time slot resulted from the current state and the current policy.

In order to solve this problem, Bellman's equations and backward induction are used. We develop a MDP-based power allocation algorithm for all the users allocated to the same channel. In Algorithm 3, the initialization phase initializes the number of users allocated to the same channel according to ECAA. Then the MDP-based power allocation algorithm is performed, which includes two phases: planning phase and transmission phase. In the planning phase, a look up table is built up to record the optimal policy  $\pi^*$ , that is, the optimal sequence of transmission power from time slots  $K$  to 1 over all the possible states  $(P_{m,n}^A(k), P_{m,n}^H(k-1), g_{m,n}(k))$ . By using backward induction method, we start from the last time slot, in which all the available power in the battery should be used, i.e.,  $P_{m,n}(K) = P_{m,n}^A(K)$ . Then (22) is solved for all the possible values of  $P_{m,n}^A(K), g_{m,n}(K)$ . Afterwards, for  $k = \{K-1, \dots, 2, 1\}$ , the (23) is calculated recursively for all the possible states. In the transmission phase, the current state  $S_{m,n}(k)$  is known at time slot  $k$ , then we compare the available battery power with the pre-defined threshold to determine if the data transmission is enabled in this time slot. As a result, the optimal policy  $\pi^*$  during the time frame is obtained, that is, each user knows the optimal transmit power at each time slot.

## V. NUMERICAL RESULTS

In this section, we first verify our proposed ECAA by comparing it with the baseline approach. With ECAA, performance of the proposed optimal power allocation algorithm is verified by comparing it with the offline scheme. Finally, performance of the proposed MDP-based power allocation algorithm is shown with the increasing of the time slots.

In the simulation, the locations of active LoRa users are randomly distributed in a circle with the radius of  $r = 1$  km unless otherwise specified, as LoRa aims to support long range transmission in terms of kilometers. There are eight channels supporting multi-data rates at 868 MHz for LoRa, and the bandwidth of each of them is  $BW = 125$  KHz, which is one of the most common settings. The allowed maximal number of users is  $D = 6$  as we set the SF ranges from 7 to 12 for LoRa. The noise is calculated as  $\sigma^2 = -174 + 10\log_{10}(BW)$  in dBm level. The path-loss exponent for the communication links is  $\alpha = 3.5$ . In Algorithm 3, the maximum battery capacity is  $P_{max}^A = 30$  dBm, and the pre-defined threshold to enable data transmission is  $P_{m,n}^{th} = 12$  dBm. We consider three-state Markov chain to model the channel gain of the uplink transmission between LoRa users and the LoRa gateway, that is, the channels have three possible values: "good", "normal" and "bad". Then the channel gain set is  $g_{m,n} = \{0.5 \times 10^{-4}, 1 \times 10^{-4}, 1.5 \times 10^{-4}\}$ , with the transition matrix [35] given by

$$\mathbb{P}_g = \begin{bmatrix} 0.3 & 0.7 & 0 \\ 0.25 & 0.5 & 0.25 \\ 0 & 0.7 & 0.3 \end{bmatrix} \quad (25)$$

---

**Algorithm 3** MDP-based Power Allocation Algorithm
 

---

**Inputs:**

Users are assigned with one of the available channels according to ECAA.

**Optimal algorithm**

- 1: **Planning phase**
  - 2: Set  $k = K$ , calculate  $V_K(S_{m,n}(K))$ ,  
 $\forall S_{m,n}(K) = \{P_{m,n}^A(K), P_{m,n}^H(K), g_{m,n}(K)\}$ , using (22)
  - 3: **for**  $k = K - 1 : 1$  **do**
  - 4: Calculate  $V_k(S_{m,n}(k))$  using (23),  $\forall P_{m,n}^A(k), P_{m,n}^H(k)$
  - 5: **end for**
  - 6: **Transmission phase**  
 Initializing  $P_{m,n}^A(k), g_{m,n}(k), P_{m,n}^H(k-1)$
  - 7: **for**  $k = 1 : K$  **do**
  - 8: **if**  $P_{m,n}^A(k) > P_{m,n}^{th}$  **then**
  - 9: Finding  $\pi_k^*$  that maximize  $V_k(S_{m,n}(k))$  from the planning phase, that is,  $P_{m,n}^H(k) = 0$
  - 10: **else**
  - 11: The user harvests  $P_{m,n}^H(k)$  amount of power, and the optimal policy in time slot  $k$   $\pi_k^* = 0$
  - 12: **end if**
  - 13: Lora user  $U_{m,n}$  consumes  $\pi_k^*$  amount of power to transmit data to the gateway at time slot  $k$
  - 14: Update the available power  $P_{m,n}^A(k+1)$  in the battery through (1)
  - 15: **end for**
  - 16: **return**  $\pi_k^*, \forall k$
- 

For simplicity, the energy arrival process is modeled as a finite-horizon Markov chain with four states, the possible values are taken from  $\{0, aH_e, bH_e, cH_e\}$ . We set one possible value as 0, which is the value of the harvested power of the LoRa user when the time slot  $k$  is used to transmit data.  $H_e$  is the energy harvesting rate with value of  $15dBm$ . The transition probability matrix [29] is given as

$$\mathbb{P}_h = \begin{bmatrix} P_{H_1H_1} & P_{H_1H_2} & P_{H_1H_3} & P_{H_1H_4} \\ P_{H_2H_1} & P_{H_2H_2} & P_{H_2H_3} & P_{H_2H_4} \\ P_{H_3H_1} & P_{H_3H_2} & P_{H_3H_3} & P_{H_3H_4} \\ P_{H_4H_1} & P_{H_4H_2} & P_{H_4H_3} & P_{H_4H_4} \end{bmatrix} \quad (26)$$

$$= \begin{bmatrix} 0.3 & 0.7 & 0 & 0 \\ 0.25 & 0.5 & 0.25 & 0 \\ 0 & 0.25 & 0.5 & 0.25 \\ 0 & 0 & 0.7 & 0.3 \end{bmatrix}$$

where  $P_{H_iH_j}, i, j \in \{1, 2, 3, 4\}$  indicates the probability of energy harvesting state going from state  $H_i$  to state  $H_j$ . Then the steady state probability is given by  $[P_{H_1}, P_{H_2}, P_{H_3}, P_{H_4}] = [0.13, 0.37, 0.37, 0.13]$ .

Fig. 3 shows the effectiveness of the proposed ECAA with various numbers of active LoRa users. The results of a brute force exhaustive-search approach and random channel assignment approach are also presented for comparison. In this case, the fixed power for each LoRa is set to be  $P_{\max}^A$  to eliminate

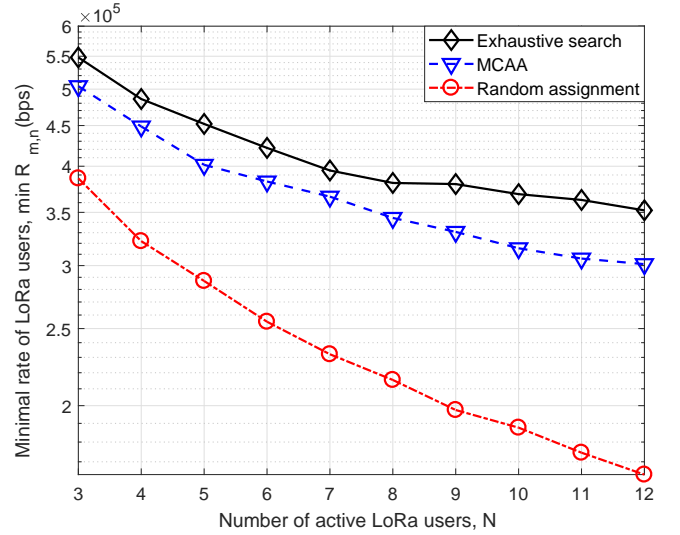


Fig. 3. Performance comparison of the proposed ECAA, exhaustive-search approach and random channel assignment, number of available channels is  $M = 3$ .

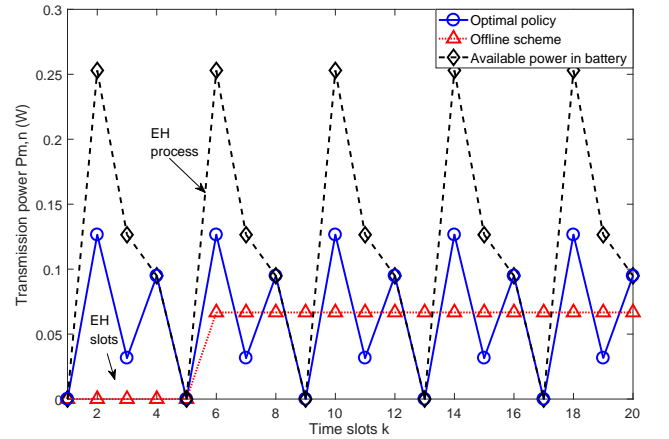


Fig. 4. The optimal power policy  $\pi^*$ , the available power in battery  $P_{m,n}^A$  and the offline power allocation with time slots.

the influence caused by different transmit power of LoRa users. It is worth noting that our proposed ECAA algorithm can achieve 90% of the optimal performance in the comparison with the brute force exhaustive-search approach, however, the computational complexity of the ECAA algorithm is reduced significantly as illustrated in Theorem 3.

Fig. 4 shows the optimal policy over the time frame obtained by the MDP-based power allocation algorithm. The energy harvesting rate value vector is set as  $\{0, 2H_e, 5H_e, 8H_e\}$ . The optimal policy presents the optimal transmission power in each time slot for each LoRa user, in addition, the LoRa user switches to energy harvesting mode when the transmit power  $P_{m,n} = 0$ . The offline scheme is presented for a comparison. In the offline scheme, the LoRa user harvests energy in the first few time slots, then uses all the energy stored in the battery to



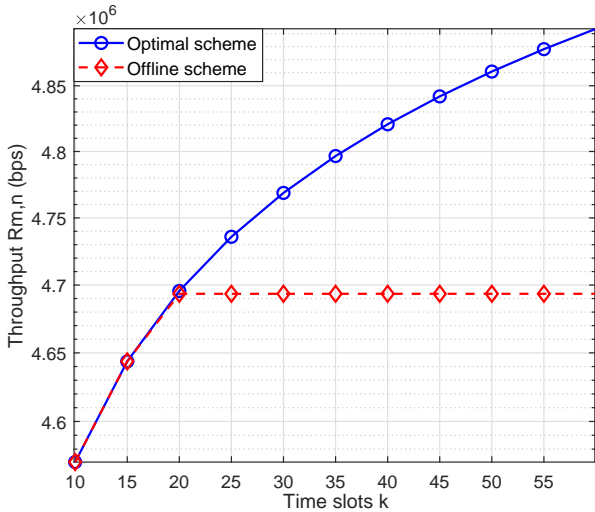


Fig. 5. Performance comparison of the proposed MDP-based power allocation algorithm and offline scheme.

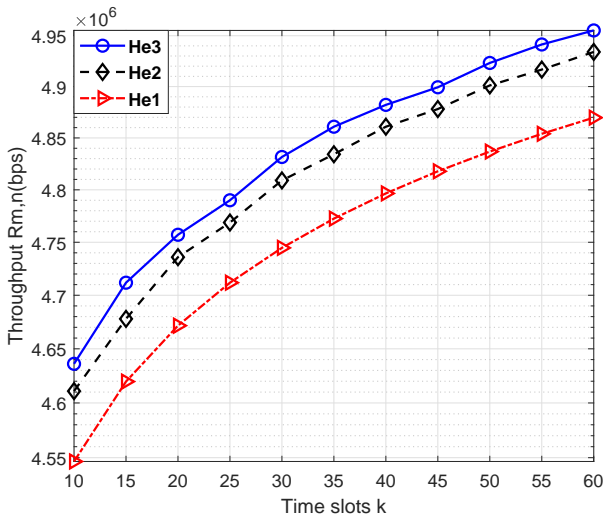


Fig. 6. Throughput comparison under different energy harvesting rate value vectors  $\mathbf{H}_e$ .

transmit data in the remaining time slots. As a comparison, the number of time slots used for energy harvesting is set the same as the proposed optimal scheme as shown in the Fig. 4. We can see that the dynamic transmit power allocation is implemented in the time frame, which is achieved by updating the available battery power in real time through the proposed algorithm.

Fig. 5 shows the performance comparison of the proposed optimal scheme and the offline scheme in terms of achieved throughput of the whole network. We can see that the network throughput of the optimal scheme is increasing with increasing the number of time slots in the frame. However, the network throughput of the offline scheme does not increase until the number of the time slots reaches 20, then it remains the same. This is because that the battery capacity is limited, that is, the maximum amount of harvested power cannot exceed the battery

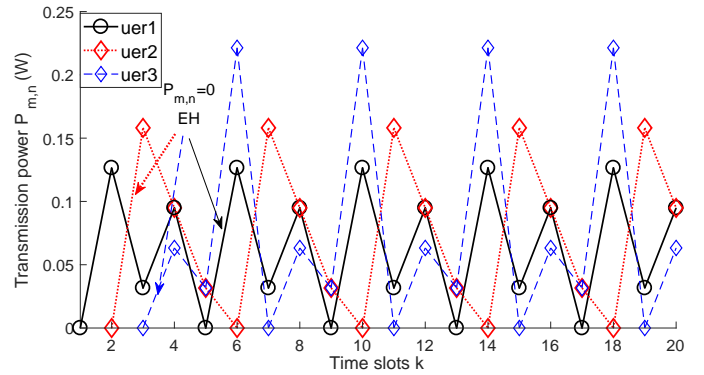


Fig. 7. Optimal policies for LoRa users assigned to the same channel.

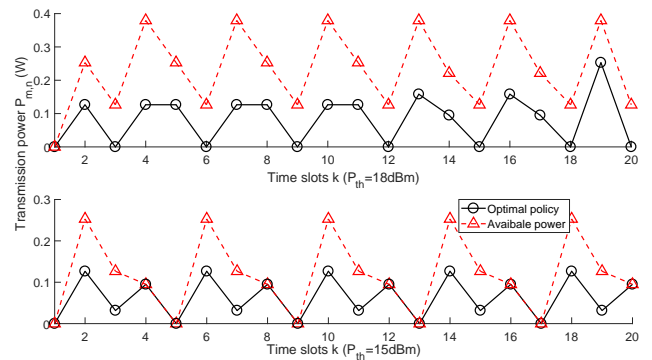


Fig. 8. Optimal policies under different pre-defined threshold values.

capacity, i.e., the total available power for the rest time slots are equal to battery capacity. In Fig. 6, we set the three energy harvesting value vectors as:  $\mathbf{H}_{e1} = [0, 5H_e, 8H_e, 11H_e]$ ,  $\mathbf{H}_{e2} = [0, 4H_e, 7H_e, 10H_e]$ ,  $\mathbf{H}_{e3} = [0, 2H_e, 5H_e, 8H_e]$ . We can see that the network throughput increases with the increasing of the energy harvesting rate value vectors.

Fig. 7 illustrates the optimal policies for different LoRa users allocated to the same channel. We use different harvesting energy value vectors to distinguish different LoRa users while their channel gains are taken from the same channel gain value vector. In Fig. 7, energy harvesting value vectors for different LoRa users are set as  $user_1 = [0, 1H_e, 4H_e, 7H_e]$ ,  $user_2 = [0, 2H_e, 5H_e, 8H_e]$ ,  $user_3 = [0, 3H_e, 6H_e, 9H_e]$ , respectively. Note that there are at most 6 users transmitting data at the same time as the SF ranges from 7 to 12. In this paper, by enabling LoRa users to execute their optimal policies in different time slots, we can make each channel contain more users. This is because the extra users are allowed to harvest energy which will not cause interferences to the users that are transmitting data.

In Fig. 8, it shows that the optimal power policy with different predefined threshold values is obtained. We can observe that the battery will not run out of its power with increasing threshold. This means that the rechargeable battery do not have to discharge all of its power frequently, which will help extend its operation life. Moreover, the maximum transmit power will

increase as shown at the bottom figure of Fig. 8 after 13<sup>th</sup> time slot. This is because the user starts to transmit data with more available power in the battery.

## VI. CONCLUSION

In this paper, we have investigated the resource allocation problem for uplink transmissions in wireless powered IoT networks in order to extend the network lifetime and maximize the network throughput of each user. At first, we have proposed a low complexity efficient channel assignment algorithm, named ECAA, to make the IoT network scalable through distributing the channel access decision making local to the users. Then, for users sharing the same channel, we have proposed a MDP-based power allocation algorithm to maximize the network throughput of each user. Simulations have shown that the proposed ECAA can achieve the near-optimal performance, i.e., more than 90% of the baseline method, but with much lower complexity. The MDP-based algorithm has achieved dynamic power allocation for each user by maximizing the accumulative throughput over finite time slots in the time frame, which has been proved to outperform the offline scheme with the number of time slots increasing in the frame. Therefore, we can conclude that our proposed resource efficiency framework can achieve a good trade-off between system performance and computational complexity.

### APPENDIX A: PROOF OF THEOREM 1

If there exists at least one more swap-blocking pair in the final matching  $\Psi$  of the proposed ECAA, the utility of at least one player could be improved without degrading the utilities of any other player. However, if there exists a pair of players blocking the matching  $\Psi$ , the proposed ECAA will continue. This means  $\Psi$  is not the final matching, which causes conflict. Therefore, the final matching  $\Psi$  is **2ES**.

### APPENDIX B: PROOF OF THEOREM 2

In the proposed ECAA, as the number of players is limited and the users that can be allocated to one channel is restricted, the number of potential swap operation is finite. Moreover, the minimal achievable rate of each channel will increase after each swap operation. Since the achievable rate of each channel has an upper bound due to the limited spectrum resources, the swap operations stop after the transmission rate is saturated in the worst case. Therefore, within a limited number of swap operations, the proposed ECAA reaches its stable state.

### APPENDIX C: PROOF OF THEOREM 3

The computational complexity of ECAA comes from two parts: the initial matching step and the swap operations. For the initial matching step, the complexity is of the order of  $O(MN)$  in the worst case, in which all users will propose to all available channels.

In the search and swap step of ECAA, computational complexity mainly lies in the number of iterations and the attempts of swap matching in each iteration. However, as proved in Theorem 2, the number of iterations,  $I$ , that required by the

ECAA to reach the **2ES** matching is limited even though it cannot be expressed in a closed form. In each iteration of ECAA, for an arbitrary user  $U_n$ , there are  $M - 1$  possible swap-blocking pairs as there are  $M$  channels and each user can occupy at most one channel. For the selected channel  $CH_m$ , at most  $D$  users can be assigned with it. Therefore, a swap matching  $\Psi$  for  $U_n$  has at most  $D(M - 1)$  possible combinations. For the proposed ECAA, at most  $\frac{1}{2}DN(M - 1)$  swap matchings need to be considered in each iteration. Therefore, complexity of the search and swap step is upper bounded by  $O(\frac{1}{2}IDN(M - 1))$ .

In summary, the computational complexity of the proposed ECAA is upper bounded by  $O(MN + \frac{1}{2}IDN(M - 1))$ .

## REFERENCES

- [1] C. Huang, R. Zhang, and S. Cui, "Optimal power allocation for outage probability minimization in fading channels with energy harvesting constraints," *IEEE Trans. Wireless Commun.*, vol. 13, no. 2, pp. 1074–1087, Feb. 2014.
- [2] W. K. Lee, M. J. Schubert, B. Y. Ooi, and et al., "Multi-source energy harvesting and storage for floating wireless sensor network nodes with long range communication capability," *IEEE Trans. Ind. Appl.*, vol. 54, no. 3, pp. 2606–2615, Jun. 2018.
- [3] X. Lu, P. Wang, D. Niyato, D. I. Kim, and Z. Han, "Wireless networks with rf energy harvesting: A contemporary survey," *IEEE Commun. Surveys Tutorials*, vol. 17, no. 2, pp. 757–789, Nov. 2014.
- [4] Y. Gao, Z. Qin, Z. Feng, Q. Zhang, O. Holland, and M. Dohler, "Scalable and reliable IoT enabled by dynamic spectrum management for M2M in LTE-A," *IEEE Internet Things J.*, vol. 3, no. 6, pp. 1135–1145, Dec. 2016.
- [5] X. Xiong, K. Zheng, R. Xu, W. Xiang, and P. Chatzimisios, "Low power wide area machine-to-machine networks: key techniques and prototype," *IEEE Commun. Mag.*, vol. 53, no. 9, pp. 64–71, Sep. 2015.
- [6] M. R. Palattella, M. Dohler, A. Grieco, G. Rizzo, J. Torsner, T. Engel, and L. Ladid, "Internet of Things in the 5G era: Enablers, architecture, and business models," *IEEE J. Sel. Areas Commun.*, vol. 34, no. 3, pp. 510–527, Mar. 2016.
- [7] U. Raza, P. Kulkarni, and M. Sooriyabandara, "Low power wide area networks: An overview," *IEEE Commun. Surveys Tutorials*, vol. PP, no. 99, pp. 1–1, 2017.
- [8] Z. Qin, F. Y. Li, G. Li, J. A. McCann, and Q. Ni, "Low-power wide-area networks for sustainable IoT," *IEEE Wireless Commun.*, 2018.
- [9] Z. Qin and J. A. McCann, "Resource efficiency in low-power wide-area networks for IoT applications," in *Proc. IEEE Global Commun. Conf. (GLOBECOM)*, Dec. 2017, pp. 1–7.
- [10] N. Sornin, M. Luis, T. Eirich, T. Kramp, and O. Hersent, "LoRaWAN specification," *LoRa Alliance*, Jan. 2015. [Online]. Available: <https://www.lora-alliance.org/portals/0/specs/LoRaWAN%20Specification%201R0.pdf>
- [11] "Sigfox", accessed Oct. 2016. [Online]. Available: <https://www.sigfox.com/>
- [12] 3GPP, "Narrowband IoT," 3rd Generation Partnership Project (3GPP), TS 151621, Sep. 2016.
- [13] S. Kartakis, B. D. Choudhary, A. D. Gluhak, L. Lambrinos, and J. A. McCann, "Demystifying low-power wide-area communications for city IoT applications," in *Proc. of Int. Workshop Wireless Netw. Testbeds, Experimental Evaluation, Characterization, (WiNTECH'16)*. New York, NY, USA: ACM, Sep. 2016, pp. 2–8.
- [14] M. C. Bor, U. Roedig, T. Voigt, and J. M. Alonso, "Do LoRa low-power wide-area networks scale?" in *Proc. of ACM Intl. Conf. Modeling, Analysis and Simul. Wireless and Mobile Systems, (MSWiM'16)*, Nov. 2016, pp. 59–67.
- [15] M. Bor, J. Vidler, and U. Roedig, "LoRa for the Internet of Things," in *Proc. of Intl. Conf. Embedded Wireless Syst. Netw. (EWSN'16)*, Graz, Austria, Feb. 2016, pp. 361–366.
- [16] M. Haghghi, Z. Qin, D. Carboni, U. Adeel, F. Shi, and J. A. McCann, "Game theoretic and auction-based algorithms towards opportunistic communications in LPWA LoRa networks," in *IEEE World Forum Internet of Things (WF-IoT'16)*, Dec. 2016, pp. 735–740.
- [17] O. Georgiou and U. Raza, "Low power wide area network analysis: Can LoRa scale?" *IEEE Wireless Commun. Lett.*, vol. PP, no. 99, pp. 1–1, 2017.

- [18] F. Adelantado, X. Vilajosana, P. Tuset-Peiro, B. Martinez, J. Melia-Segui, and T. Watteyne, "Understanding the limits of LoRaWAN," *IEEE Commun. Mag.*, vol. 55, no. 9, pp. 34–40, Sep. 2017.
- [19] M. Imran, "Energy harvesting in lorawan: A cost analysis for the industry 4.0," *IEEE Commun. Lett.*, Sep. 2018.
- [20] H. H. R. Sherazi and G. Piro, "When renewable energy meets LoRa: A feasibility analysis on cable-less deployments," *IEEE Internet Things J.*, May 2018.
- [21] U. Muncuk, K. Alemdar, J. D. Sarode, and K. R. Chowdhury, "Multi-band ambient rf energy harvesting circuit design for enabling battery-less sensors and iots," *IEEE Internet Things J.*, vol. 5, no. 4, pp. 2700–2714, Aug. 2018.
- [22] S. Bi, Y. Zeng, and R. Zhang, "Wireless powered communication networks: An overview," *IEEE Wireless Commun.*, vol. 23, no. 2, pp. 10–18, Apr. 2016.
- [23] H. Ju and R. Zhang, "Throughput maximization in wireless powered communication networks," *IEEE Trans. Wireless Commun.*, vol. 13, no. 1, pp. 418–428, Jan. 2014.
- [24] L. Liu, R. Zhang, and K.-C. Chua, "Multi-antenna wireless powered communication with energy beamforming," *IEEE Trans. Commun.*, vol. 62, no. 12, pp. 4349–4361, Dec. 2014.
- [25] D. K. P. Asiedu, S. Mahama, and K.-J. Lee, "Joint beamforming and resource allocation for multi-user full-duplex wireless powered communication networks," in *Proc. IEEE Vehicular Technology Conference (VTC Spring)*, Jun. 2018, pp. 1–5.
- [26] Z. Qin, Y. Liu, G. Y. Li, and J. A. McCann, "Modelling and analysis of low-power wide-area networks," in *Proc. of Int. Commun. Conf. (ICC)*, Paris, France, May 2017, pp. 1–7.
- [27] R. A. Loodaricheh, S. Mallick, and V. K. Bhargava, "QoS provisioning based resource allocation for energy harvesting systems," *IEEE Trans. Wireless Commun.*, vol. 15, no. 7, pp. 5113–5126, Jul. 2016.
- [28] M. R. Zenaidi, Z. Rezk, and M.-S. Alouini, "Performance limits of online energy harvesting communications with noisy channel state information at the transmitter," *IEEE Access*, vol. 5, pp. 1239–1249, Mar. 2017.
- [29] S. Mao, M. H. Cheung, and V. W. Wong, "Joint energy allocation for sensing and transmission in rechargeable wireless sensor networks," *IEEE Trans. Veh. Technol.*, vol. 63, no. 6, pp. 2862–2875, Jul. 2014.
- [30] P. Sakulkar and B. Krishnamachari, "Online learning schemes for power allocation in energy harvesting communications," *IEEE Trans. Inf. Theory*, vol. 64, no. 6, pp. 4610–4628, Jun. 2018.
- [31] R. M. Sandoval, A.-J. Garcia-Sanchez, J. Garcia-Haro, and T. M. Chen, "Optimal policy derivation for transmission duty-cycle constrained LP-WAN," *IEEE Internet Things J.*, May 2018.
- [32] S. Bayat, Y. Li, L. Song, and Z. Han, "Matching theory: Applications in wireless communications," *IEEE Signal Process. Mag.*, vol. 33, no. 6, pp. 103–122, Nov. 2016.
- [33] E. Bodine-Baron, C. Lee, A. Chong, B. Hassibi, and A. Wierman, "Peer effects and stability in matching markets," in *Proc. Symp. Algorithmic Game Theory (SAGT'11)*. Amalfi, Italy: Springer, Oct. 2011, pp. 117–129.
- [34] D. P. Bertsekas, *Dynamic programming and optimal control*, 2nd ed. Athena scientific Belmont, MA, 1995, vol. 1 and 2.
- [35] Q. Zhang and S. A. Kassam, "Finite-state markov model for rayleigh fading channels," *IEEE Trans. Commun.*, vol. 47, no. 11, pp. 1688–1692, Nov. 1999.