

Non-local interactions in the (d, p) surrogate method for (n, γ) reactions

Weichuan Li (李伟川)^{1,2}, Gregory Potel¹ and Filomena Nunes^{1,3}

¹National Superconducting Cyclotron Laboratory, Michigan State University, East Lansing, Michigan 48824, USA

²Department of Physics and Astronomy, Rutgers University, New Brunswick, New Jersey 08901, USA

³Department of Physics and Astronomy, Michigan State University, East Lansing, Michigan 48824, USA

(Dated: July 9, 2021)

Background Single-neutron transfer reactions populating states in the continuum are interesting both for structure and astrophysics. In their description often global optical potentials are used for the nucleon-target interactions, and these interactions are typically local. In our work, we study the effects of nonlocality in (d, p) reactions populating continuum states. This work is similar to that of [1] but now for transfer to the continuum.

Purpose A theory for computing cross sections for inclusive processes $A(d, p)X$ was explored in [2]. Therein, local optical potentials were used to describe the nucleon-target effective interaction. The goal of the present work is to extend the theory developed in [2] to investigate the effects of including nonlocality in the effective interaction on the relevant reaction observables.

Method We implement the R-matrix method to solve the non-local equations both for the nucleon wavefunctions and the propagator. We then apply the method to systematically study the inclusive process of (d, p) on ^{16}O , ^{40}Ca , ^{48}Ca and ^{208}Pb at 10, 20 and 50 MeV. We compare the results obtained when non-local interactions are used with those obtained when local equivalent interactions are included.

Results We find that nonlocality affects different pieces of the model in complex ways. The competition between the reduction of the propagator and the neutron wavefunction in the region of interest and the increase of the magnitude of the interaction produces varying effects on the cross section. Depending on the beam energy and the target, the non-elastic breakup can either increase or decrease. Effects on the heavier targets can be as large as 85%.

Conclusions While the non-elastic transfer cross section for each final spin state can change considerably, the main prediction of the model [2], namely the shape of the spin distributions, remains largely unaltered by nonlocality.

PACS numbers:

I. Motivation

Neutron capture reactions are an essential piece of the puzzle in understanding the formation of nuclei heavier than ^{56}Fe [3]. One of the major efforts in our community is understanding the r -process [4] which requires neutron capture rates for short-lived isotopes. Neutron capture reactions are also relevant to new reactor designs and for stockpile stewardship [5, 6]. For many of these applications, the isotopes are sufficiently far from stability that it is impossible to measure (n, γ) directly and indirect methods need to be used.

This work is focused on the use of (d, p) reactions as a surrogate for (n, γ) . Many of the isotopes in the r -process path are unstable but not close to the neutron drip line. For these isotopes, resonant capture is the dominant capture process. In resonant neutron capture, the neutron populates compound excited states in the continuum, and then decays through γ -ray or particle emission. Any indirect method for (n, γ) assumes that it populates the same compound states. In the (d, p) surrogate method, it is assumed that the deuteron will transfer its neutron onto the target, forming the same compound nucleus that is formed in the direct (n, γ) , so that, by measuring the γ -decay following the (d, p) reaction, one can constrain the neutron capture of interest. However, one does not rely on reaction theory for a reliable extraction [2, 7–10].

There are some known complications to the extraction. The model described in [2] relies on a 2-step process, first the deuteron breaks up and then the neutron gets captured (absorbed) by the target. But, in this model, there is some probability that the neutron will not be absorbed, leading to elastic breakup (EB). The EB cross section needs to be subtracted

from the total (d, p) cross section. The remaining component, usually called the non-elastic breakup (NEB), connects with the compound nucleus formation in (n, γ) reactions. One of the most important inputs that theory provides in the analysis of the (d, p) surrogate data are the spin distributions, essential for correcting the weights of the various final spins to enable a reliable extraction of the (n, γ) cross section. It turns out that the spin distribution obtained through (d, p) is not the same as that obtained in (n, γ) . An example of a successful application of the method can be found in [11].

Up to now, the models of (d, p) surrogate reactions [2, 7–10] have used local nucleon-target optical potentials. However, it is well known that the nucleon-nucleus effective interactions are non-local due to the channel couplings and anti-symmetrization of many-body wavefunctions (e.g. [12–16]). In the last decade, there has been a considerable amount of effort to develop microscopic optical potentials which are intrinsically non-local. An example is the dispersive optical model (DOM) theory which was first introduced by Mahaux and Sartor [17] and has been implemented and applied by the St. Louis group [18]. Another approach is to obtain the optical potential using ab initio methods. An example of a recent effort using Coupled Cluster theory is discussed in [19]. Although the work in [19] demonstrates that ab initio optical potentials are still not of practical use, it is important to incorporate, in the implementation of the reaction theory for surrogates, the capability of dealing with non-local interactions. Furthermore, it is crucial to study the effects of nonlocality in the predictions for the surrogate process to determine whether future analyses need to take this aspect into account.

A study of the effects of nonlocality on reaction ob-

servables has a long history, including the well known works of Austern [20, 21] and Fiedelney [22] (codes like TWOFNR [23] and DWUCK [24] contain such non-local corrections). This topic has been recently revisited [1, 25]. In [1] nonlocality was only included in the nucleon channels, both in calculating the neutron bound-state wavefunction and the proton distorted wave. Nonlocality had opposing effects on these two wavefunctions. The largest effect was the reduction of the neutron wavefunction in the interior which, due to normalization, produced an increase of the peripheral part. This resulted in an overall increase of the transfer cross section when non-local interactions were included. The method was then generalized to include nonlocality in the deuteron channel [25]. Whether using the distorted wave approximation (DWBA) or the adiabatic wave approximation (ADWA), nonlocality was found to have a considerable effect on transfer angular distributions, mostly affecting the magnitude but sometimes also the shape. Given these results, one might expect similar effects in (d, p) reactions populating continuum states. Here we will use the non-local optical potential derived by Perey and Buck [26] to make it easier to compare with previous work [1, 25]. However, it is understood that the *actual* non-local optical potential from nature is not simply of Gaussian form and should still contain some energy dependence [27]. The energy dependence is usually interpreted as a consequence of the coupling with collective states, and it tends to give rise to a longer-range non-locality.

The work performed in [1, 25] made use of an iterative method for solving the non-local Schrödinger equation [28]. However this method is not very efficient and this became a serious issue when considering transfer to the continuum which involves the computation of a whole range of neutron scattering final states. For this reason, and in order to complete this project, we implemented a modified R-matrix method following the work by Descouvemont and Baye [29]. Transforming the finite differences problem into a linear algebra problem provided three orders of magnitude improvement in computing time for the calculations involving non-local interactions [30].

Following the systematic study of [1, 25], we study the non-elastic breakup $A(d, p)X$ on ^{16}O , ^{40}Ca , ^{48}Ca and ^{208}Pb , at various beam energies (10, 20 and 50 MeV). The results obtained using non-local optical potentials are compared with those obtained using local equivalent potentials (LEP). We look at the direct NEB term (Udagawa term [31]) as well as the non-orthogonality term (Hussein and McVoy term [32]). We also consider the spin distributions in detail.

In section II, we provide a brief theoretical background, including a summary of the formalism of [2] and the details of the R-matrix method as we implemented it. Next, in Section III we provide the numerical details associated with our calculations. This is followed by the results in Section IV. The conclusions are drawn in Section VI.

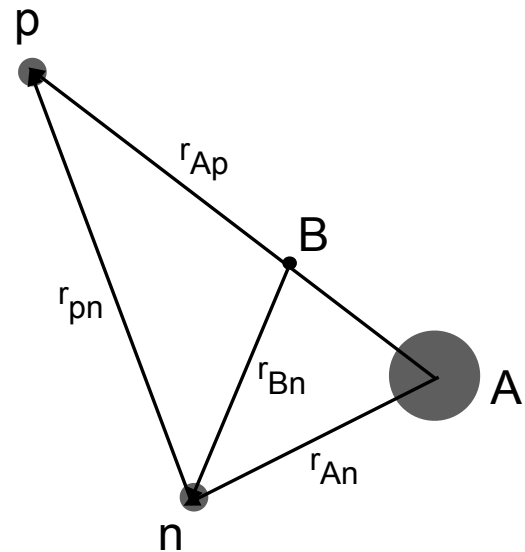


FIG. 1: Schematic representation of the coordinates used in this work.

II. Theoretical background

A. Inclusive (d, p) reactions

In this work we describe the NEB channels populated in $A(d, p)X$ processes within a two-step mechanism. The first step consists in the breaking up of the deuteron due to the action of the neutron-target potential, while, in the second step, the released neutron interacts with the target. We adopt the system of coordinates shown in Fig. 1 where B represents a state of the $A + n$ system. The neutron-target interaction is described by the single-particle Green's function G_B^{opt} , and results in the population of the elastic breakup and NEB final channels (the superscript $^{\text{opt}}$ is meant to indicate that the single-particle operator G_B^{opt} has been obtained by *optical reduction* of the many-body propagator G_B , see [2]). For low neutron-target relative energies ($\lesssim 1$ MeV), the compound nucleus formation dominates the NEB processes, and (d, p) reactions can be used as surrogate for (n, γ) reactions.

For negative neutron energies, and in the limit of the imaginary part of the neutron-target interaction going to zero, the NEB contribution can be shown to reproduce the standard DWBA with a neutron wavefunction generated by the real part of this interaction [2]. By focusing our attention on the NEB component of the $A(d, p)X$ reaction, we can then consider this work as a natural extension of [1] to positive energies, as well as describing the channel of interest for the $(d, p\gamma)$ surrogate method.

The nonelastic-breakup differential cross section can be ex-

pressed as [2]

$$\left. \frac{d^2\sigma}{dE_p d\Omega_p} \right]^{NEB} = \left. \frac{d^2\sigma}{dE_p d\Omega_p} \right]^{UT} + \left. \frac{d^2\sigma}{dE_p d\Omega_p} \right]^{HM} + \frac{2\pi}{\hbar v_d} \rho_p(E_p) (2\text{Re} \langle \Phi_n^{\text{HM}} | W_{An} | \Phi_n \rangle). \quad (1)$$

In order to understand the various terms in Eq. (1) it is necessary to introduce some important ingredients of the theory. These include the proton level density:

$$\rho_p(E_p) = \frac{m_p k_p}{8\pi^3 \hbar^2} \quad (2)$$

where E_p describes the kinetic energy of proton, and W_{An} is the imaginary part of the neutron–target potential, which accounts for all reaction channels. The first term in Eq. (1) describes the direct (Udagawa–Tamura, UT [31]) process, and can be written as

$$\left. \frac{d^2\sigma}{dE_p d\Omega_p} \right]^{UT} = \frac{2\pi}{\hbar v_d} \rho_p(E_p) (\text{Im} \langle \Phi_n | W_{An} | \Phi_n \rangle), \quad (3)$$

while the second term corresponds to the nonorthogonality (Hussein–McVoy, HM) contribution [32],

$$\left. \frac{d^2\sigma}{dE_p d\Omega_p} \right]^{HM} = \frac{2\pi}{\hbar v_d} \rho_p(E_p) (\langle \Phi_n^{\text{HM}} | W_{An} | \Phi_n^{\text{HM}} \rangle). \quad (4)$$

The third term corresponds to the interference between the UT and HM contributions, testifying to fact that both terms contribute coherently to the total NEB cross section.

An important element in the theory is the neutron wavefunction, after breakup, in the field of the target:

$$\Phi_n = G_B^{\text{opt}} S. \quad (5)$$

This Φ_n is the result of the application of the single–particle Green’s function (the propagator) to the source term

$$S = (\chi_p | (U_{Ap} - U_{Ad} + U_{An}) | \chi_d \phi_d). \quad (6)$$

This source term accounts for the direct breakup of the deuteron, the first step in our two–step description. The deuteron distorted wave χ_d is generated by the local optical potential U_{Ad} , while the proton scattering wavefunction χ_p is a positive–energy solution of a Schrödinger equation with the non–local potential U_{Ap} (the round bracket on the left indicates integration over the proton coordinates only). Note that the neutron–target interaction U_{An} is also, in general, non–local.

The non–orthogonality (Hussein–McVoy, HM) function is defined as

$$\Phi_n^{\text{HM}} = (\chi_p | \phi_d \chi_d), \quad (7)$$

and accounts for the fact that, in prior form, there is an additional correction to the Udagawa–Tamura term [31].

In order to derive the Green’s function G_B^{opt} and the scattering wavefunction χ_p with non–local potentials, we have implemented dedicated numerical methods. We will briefly address them in the following sections. An extended description of this method will appear elsewhere [33].

B. R–matrix method

The proton scattering wavefunction χ_p is obtained by solving the non–local Schrödinger equation

$$(T_{l_p} - E) \chi_p^{l_p}(r) = \int_0^\infty \chi_p^{l_p}(r') U_{Ap}(r, r') r'^2 dr', \quad (8)$$

where

$$T_{l_p} = \frac{-\hbar^2}{2\mu} \left[\frac{d^2}{dr^2} - \frac{l_p(l_p + 1)}{r^2} \right], \quad (9)$$

and $\chi_p^{l_p}(r)$ is the l_p –component of the standard partial wave decomposition of $\chi_p(\mathbf{r})$. This equation has been solved with an iterative method by Titus et al. [28]. Here, we propose a faster and more robust method based on an R–matrix expansion [29].

The R–matrix method was first introduced by Wigner with the aim of describing resonances [34], and it has been developed and applied widely in atomic and nuclear physics [35–37]. The basic idea of the R–matrix method is to divide the configuration space into an internal ($r < a$) and an external ($r > a$) region by defining a suitable radius a . This limiting radius a should be large enough so that the nuclear part of the interaction U_{Ap} is negligible for $r > a$. In practice, we check that the results are independent of the choice of a . The boundary conditions can be conveniently enforced by defining the Bloch operator

$$\mathcal{L} = \frac{\hbar^2}{2\mu} \delta(r - a) \frac{d}{dr}, \quad (10)$$

and solving the associated integro–differential equation

$$(T_{l_p} + \mathcal{L} - E) \chi_p^{\text{int}, l_p}(r) + \int_0^a U_{Ap}(r, r') \chi_p^{\text{int}, l_p}(r') r'^2 dr' = \mathcal{L} \chi_p^{\text{ext}, l_p}(r). \quad (11)$$

The external ($r > a$) wavefunction $\chi_p^{\text{ext}, l_p}(r)$ is a Coulomb wave:

$$\chi_p^{\text{ext}, l_p}(r) \xrightarrow{r \rightarrow \infty} i/2 \left[H_{l_p}^-(\eta, kr) + \exp(2i\delta_{l_p}) H_{l_p}^+(\eta, kr) \right], \quad (12)$$

where δ_{l_p} is the phase shift for partial wave l_p , η the Sommerfeld parameter, and k is the proton wave number. The internal ($r < a$) wave function is expanded in the Lagrange basis:

$$\chi^{\text{int}, l_p}(r) = \sum_{j=1}^N c_j \varphi_j(r). \quad (13)$$

The Lagrange functions $\varphi_i(r)$ are defined in the interval $(0, a)$ as

$$\varphi_i(r) = (-)^{N+i} \frac{r}{ax_i} \sqrt{ax_i(1-x_i)} \frac{P_N(2r/a-1)}{r-ax_i}, \quad (14)$$

where $P_N(x)$ is a Legendre polynomial of degree N , and the points x_i verify

$$P_N(2x_i - 1) = 0. \quad (15)$$

The factor r/ax_i enforces the regular behavior of the basis functions at the origin. The next step is to compute the Hamiltonian matrix in the Lagrange basis,

$$C_{ij}(E) = \langle \varphi_i | T_{l_p} + \mathcal{L} + U_{Ap} - E | \varphi_j \rangle. \quad (16)$$

In the Lagrange basis, the local and non-local matrix elements present in the equation above are particularly easy to compute, without the need to perform any numerical integration (see [29]). The integro-differential equation (11) is thus recast into a linear algebra problem that can be solved for the c_i coefficients of the expansion (13),

$$\sum_{ij=1}^N C_{ij}(E)c_j = \sum_{i=1}^N \frac{\hbar^2}{2\mu} \chi_p^{ext,l_p}(a) \varphi_i(a). \quad (17)$$

It is to be noted that this method can also be used to compute bound states, in which case the Coulomb wave functions enforcing the boundary conditions need be replaced by Whittaker functions.

C. Computing the Green's function

The target-neutron Green's function G_B^{opt} can be written as

$$G_l(r_{Bn}, r'_{Bn}) = \frac{\chi_l(k_n, r_{<Bn}) g_l(k_n, r_{>Bn})}{\mathcal{W}(r'_{Bn}) r_{Bn} r'_{Bn}}, \quad (18)$$

where $r_{<Bn}$ stands for $\min\{r_{Bn}, r'_{Bn}\}$ and $r_{>Bn}$ stands for $\max\{r_{Bn}, r'_{Bn}\}$. Note that the Wronskian $\mathcal{W} = \chi'_l g_l - \chi_l g'_l$ is r_{Bn} -dependent when the potential is non-local. The function $\chi_l(k_n, r_{<Bn})$ ($g_l(k_n, r_{>Bn})$) is the regular (irregular) solution of the non-local Schrödinger equation:

$$(T_l - U_{An}(r_{Bn}, r'_{Bn}) + E) \{ \chi_l(k_n, r_{<Bn}), g_l(k_n, r_{>Bn}) \} = 0. \quad (19)$$

The regular solution for positive E is obtained as described in the previous section, but taking an outgoing Coulomb wave as the boundary condition. On the other hand, the irregular solution cannot be expanded in the basis (14), since these Lagrange functions are regular at the origin. We use instead the alternative irregular basis defined in the interval $[a_1, a_2]$,

$$\tilde{\varphi}_i(r) = (-)^{N+i} (\Delta a x_i (1 - x_i))^{1/2} \times \frac{P_N((2r - a_1 - a_2)/\Delta a)}{r - \Delta a x_i - a_1}, \quad (20)$$

where we have dropped the factor r/ax_i , and $\Delta a = a_2 - a_1$. The generalization of the R-matrix method to arbitrary intervals with $a_1 \neq 0$ is described in [29], and we take advantage of the fact that the value of the irregular solution $g_l(r)$ is known for small r . We thus avoid to deal with the numerical difficulties associated with the divergent behavior of $g_l(r)$ as $r \rightarrow 0$. As we pointed out in the previous section, the Green's function can also be computed for bound states by enforcing a Whittaker boundary condition for the regular solution.

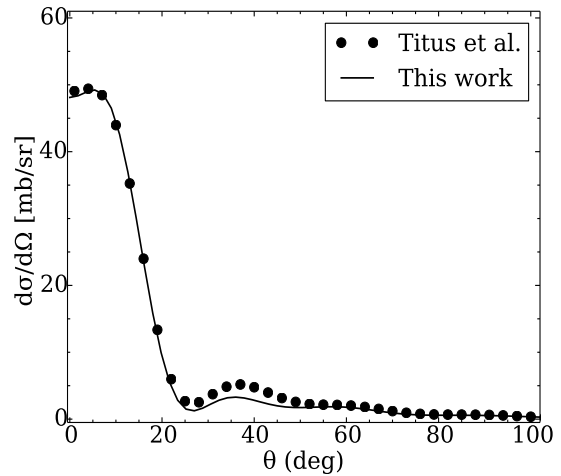


FIG. 2: Angular differential cross section corresponding to the $^{48}\text{Ca}(d,p)$ reaction with an $E_d = 20$ MeV deuteron beam. We compare our results (solid line) with the calculation of Titus *et al.* (dots) [28].

III. Numerical details

We performed a systematic study for (d, p) on ^{16}O , ^{40}Ca , ^{48}Ca and ^{208}Pb at various beam energies, $E_d=10$ MeV, 20 MeV and 50 MeV. The optical potential parameterization for U_{An} and U_{Ap} used in final proton and the neutron channel is the non-local Perey-Buck [26]. For the deuteron optical potential we have used a global phenomenological parametrization [38].

As in [1], in order to assess the effects of nonlocality, we compare those results with the calculations obtained using local equivalent potentials (LEP) for U_{An} and U_{Ap} . For each (d, p) reaction studied (characterized by the target A and the deuteron beam energy E_d), we estimate the neutron and proton energies corresponding to the the peak of the energy distribution of the NEB cross section. For those specific energies, we use SFRESKO [39] to fit the elastic scattering generated with the Perey-Buck potential, with a local interaction including a real volume Woods-Saxon term and an imaginary surface term (as in [1]). In the fitting, we do not fit the spin-orbit and Coulomb terms; these are fixed as in the Perey-Buck potential. Then, for each (d, p) reaction, we use for the whole range of energies of the final state, the same LEP parameters as those extracted for neutron and proton at the estimated energies as described above.

The local Wood-Saxon potential is described with the standard parametrization,

$$V_{\text{WS}}^{\text{LEP}}(R) = -V_v f(R, r_v, a_v) + i4a_d W_d \frac{d}{dR} f(R, r_d, a_d) + V_{so} \frac{1}{R} \frac{d}{dR} f(R, r_{so}, a_{so}) 2l.s + V_c(R) \quad (21)$$

	LEP									
	A= ¹⁶ O		A= ⁴⁰ Ca						A= ²⁰⁸ Pb	
	U_{An}	U_{Ap}	U_{An}	U_{Ap}	U_{An}	U_{Ap}	U_{An}	U_{Ap}	U_{An}	U_{Ap}
E_n/E_p (MeV)	2.500	14.000	3.000	7.000	3.000	15.000	10.000	40.000	3.500	14.000
V_v (MeV)	41.500	43.971	47.441	46.040	42.902	44.311	35.100	36.881	34.451	39.100
r_v (fm)	1.340	1.311	1.271	1.291	1.270	1.290	1.261	1.271	1.250	1.253
a_v (fm)	0.601	0.620	0.671	0.62	0.640	0.619	0.632	0.616	0.601	0.615
W_d (MeV)	10.001	9.891	14.501	10.201	9.132	10.051	8.030	8.741	8.291	9.070
r_d (fm)	1.290	1.262	1.361	1.240	1.281	1.250	1.241	1.243	1.232	1.241
a_d (fm)	0.401	0.440	0.361	0.446	0.441	0.431	0.442	0.425	0.431	0.422
V_{so} (MeV)	7.180	0.000	7.180	0.000	7.180	0.000	7.180	0.000	7.180	0.000
r_{so} (fm)	1.220	—	1.220	—	1.220	—	1.220	—	1.220	—
a_{so} (fm)	0.650	—	0.650	—	0.650	—	0.650	—	0.650	—
r_c (fm)	1.220	1.220	1.220	1.220	1.220	1.220	1.220	1.220	1.220	1.220

TABLE I: Local equivalent potential (LEP) parameters used in this work, according to the parametrization given in Eq. (21).

The neutron and proton energies at which the local equivalent fitting procedure has been made are indicated in the corresponding column headers. The three ⁴⁰Ca column pairs refer to the parameters used in the $E_d=10$ MeV, $E_d=20$ MeV and $E_d=50$ MeV calculations, respectively from left to right.

where

$$f(R, r, a) = \left[1 + \exp\left(\frac{R - rA^{1/3}}{a}\right) \right]^{-1} \quad (22)$$

and V_c is the Coulomb potential generated by a uniformly charged sphere,

$$V_c(R) = \begin{cases} \frac{Z_1 Z_2 e^2}{2} \left(3 - \frac{R^2}{R_c^2}\right) & \text{if } R < R_c \\ \frac{Z_1 Z_2 e^2}{R} & \text{if } R \geq R_c \end{cases} \quad (23)$$

where the radius R_c is given by $R_c = r_c A^{1/3}$. Here V_v, r_v, a_v are the parameters for the depth, radius and diffuseness for the real volume term; W_d, r_d, a_d are the depth, radius and diffuseness for the imaginary surface term, V_{so}, r_{so}, a_{so} are the depth, radius and diffuseness for the spin-orbit term, and r_c is the Coulomb radius. The resulting LEP parameters can be found in Table I.

Next, we define the model space needed for converged results. The nucleon scattering waves and the neutron's Green's function ($\chi_p, \Phi_n, G_B^{\text{opt}}$) are obtained including $N = 60$ Lagrange basis functions in the R-matrix expansion, and using as the matching radius $a = 30$ fm. For converged NEB cross sections, we need to include partial waves up to $l_p = 15$ (maximum partial wave number) for the $p - B$ relative motion and $\ell=8$ (final neutron states) for the $n - A$ relative motion. We restrict l_d (the relative angular momentum between deuteron and target) to a maximum value of $l_d=15$.

As mentioned before, the effect of non-local interactions in (d, p) cross sections populating neutron bound states was studied in [1]. The present paper is an extension of this previous work to describe the population of neutron states in the continuum, but the formalism can also make predictions for bound states by considering solutions at negative neutron energy and taking W_{An} to zero (see [2]). We use this fact to perform a benchmark of the new tools developed in the current study against those developed in [1, 28]. In Fig. 2 we

show the angular distribution for the population of the ground state of ⁴⁹Ca following (d, p) with $E_d=20$ MeV. We take the same parameters as [25]. Our results are shown with the solid line and agree well with those from Titus et al. [28]. Due to numerical difficulties associated with the iterative method implemented in [28], the corresponding calculation is not fully converged. This is the origin of the small discrepancies found around 40°.

IV. Predictions for the NEB cross sections

Given the strong interest in (d, p) for surrogates, and the parallel between the NEB cross section and the transfer cross section to bound states [1], here we focus on the NEB contributions to the (d, p) cross section. To illustrate the overall effect, we first show in Fig. 3 the energy and angular distributions for ¹⁶O(d, p) at $E_d=20$ MeV (panels a and d), ⁴⁰Ca(d, p) at $E_d=10$ MeV (panels b and e), and ²⁰⁸Pb(d, p) at $E_d=20$ MeV (panels c and f). The plots show the predictions using the non-local interactions, labeled NL (solid lines), and those using the LEP, labeled LE (dotted lines). For all cases, the effects of nonlocality are significant. This overall conclusion is consistent with the studies for bound states [1]. However, given the complexity of the reaction theory, understanding the source for these large effects will prove to be more challenging than in [1].

We next consider the contributions to the NEB, UT and HM terms from different partial waves (neutron-target angular momentum ℓ). We remind here that in addition to the UT and HM term, there is also an interference term (see Eq. (1)). In Fig. 4, and for the ²⁰⁸Pb (d, p), $E_d=20$ MeV reaction, we present the energy distributions for each $n - A$ partial wave ($\ell = 0 - 5$) when using non-local interactions, and compare them with the corresponding results using LEPs. While for some partial waves, nonlocality has a negligible effect, for others the effect is very large and changes the shape of the distribution. Table II contains the partial wave contributions

of the NEB cross section for $^{40}\text{Ca}(d, p)$ for $E_d=50$ MeV at the peak of the energy distribution. We show results obtained with the LEPs (first row), followed by the percentage difference relative to the local, for the NEB cross sections at the peak of the energy distribution in three different situations: nonlocality is only included in U_{Ap} (NL_p, second row), nonlocality is only included in U_{An} (NL_n, third row) and nonlocality is included in both (NL, fourth row). The proton energy at which these percentage differences are computed is also provided in the second column of Table II. We see that for all partial waves, nonlocality in the proton channel reduces the cross section, while nonlocality in the neutron interaction can increase or decrease the cross sections. The competition between these two effects can result in either an increase or a decrease of the cross section.

Given that there are three terms composing the total NEB cross section, and in each one of these, nonlocality enters differently (Eq. (1)), it is important to dissect further the results if we want to understand the origins of the overall effects shown in Fig. 3. In Table II we present the same partial wave contributions, either for the direct term (UT) or for the non-orthogonality term (HM). For UT, nonlocality in the proton wavefunction produces a strong reduction independently of the partial waves. The inclusion of nonlocality in U_{An} is more complex, and varies considerably from $\sim 10\%$ reduction to $\sim 30\%$ increase. Most importantly, these effects interfere in such a way that even if both separate NL_n and NL_p show a decrease in the cross section, one can end up with a total effect that increases the cross section.

The HM term is somewhat simpler to analyse. Nonlocality in U_{Ap} is not very strong, the effects are dominated by the difference in the actual interactions since W_{An} is different for the LEP and the non-local Perey and Buck interaction (see also Fig. 10).

Moreover, we should note that the effects of nonlocality depend strongly on the reaction studied. As an illustration of this fact, Table III contains the same information as Table II but now for the reaction $^{208}\text{Pb}(d, p)$ at 20.0 MeV. The magnitudes and the signs of the percentage differences can change considerably, indicating a complex balance between the various ingredients, and a strongly non-linear effect.

Finally, and keeping in mind that the most important input of this (d, p) reaction theory for the surrogate method is the cross section distribution as a function of the neutron-target partial wave (so-called spin distributions), we show in Fig. 5 the histograms for the ratio of the cross section corresponding to each neutron partial wave ℓ over the total cross section, as a function of ℓ , for the results obtained with either the LEPs (red, plain) and the non-local interactions (grey, hatched). In Fig. 5a, we show the NEB cross section while in Fig. 5b (c) we show the UT (HM) contribution. The spin distributions shown in Fig. 5 refer to the reaction $^{40}\text{Ca}(d, p)$ at $E_d = 50$ MeV.

As we had seen before, nonlocality has a sizable effect in the overall magnitude of the cross section. However, the relative importance of the different ℓ values is mostly unchanged. As a consequence, the angular differential cross section conserves its shape when including non-local interactions

as demonstrated by Figs. 3 (d), (e), (f).

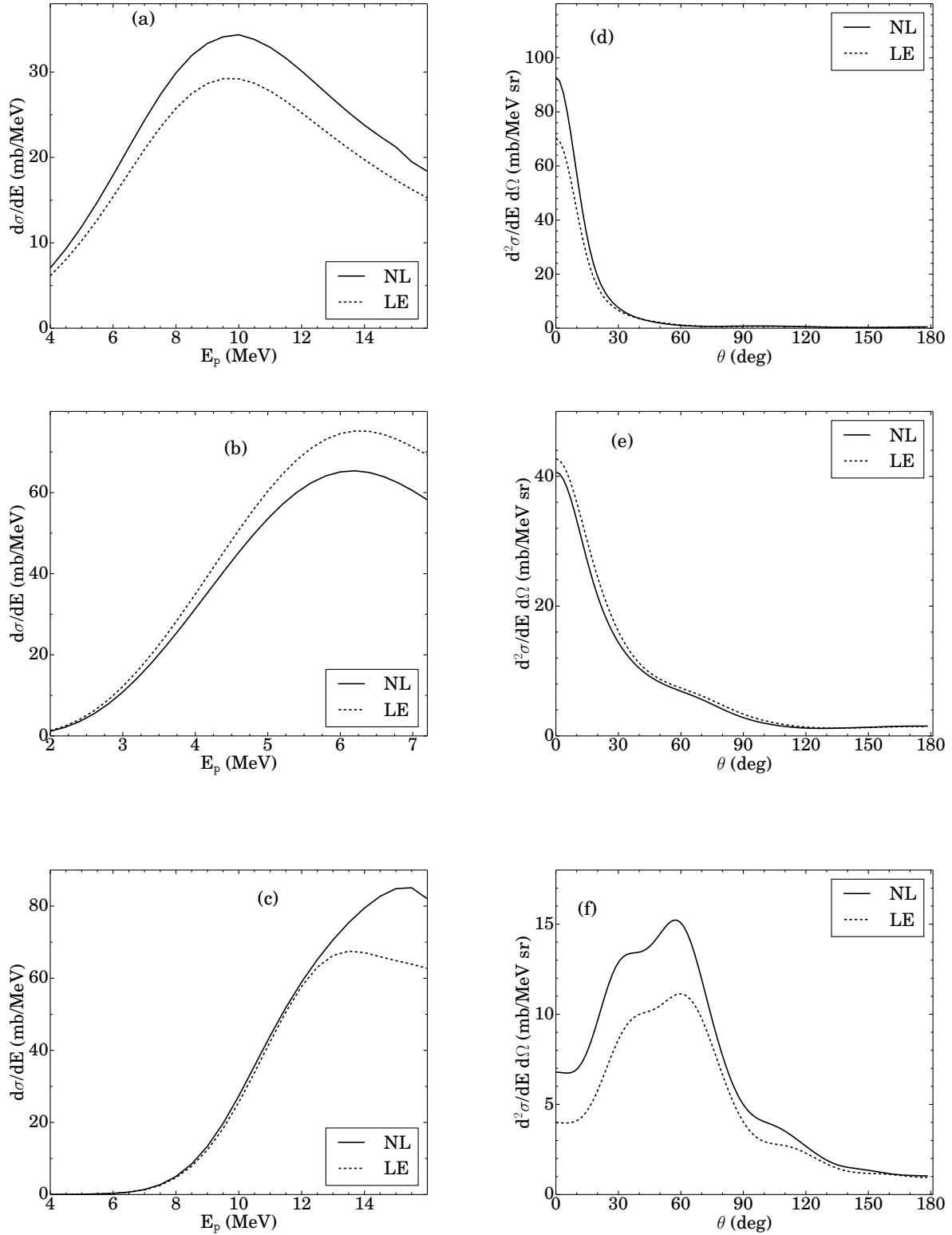


FIG. 3: We present in this figure an overview of the differences between the local (LE, dashed line) and non-local (NL, solid line) calculations. In the left column we show the energy differential cross section of the detected proton corresponding to NEB, as a function of the proton energy, for (a): $^{16}\text{O}(d, p)$ at $E_d = 20$ MeV, (b): $^{40}\text{Ca}(d, p)$ at $E_d = 10$ MeV and (c): $^{208}\text{Pb}(d, p)$ at $E_d = 20$ MeV. In the right column, we show the double differential cross section of the detected proton corresponding to NEB as a function of the center of mass angle for the same reactions (d): $^{16}\text{O}(d, p)$ at $E_d = 20$ MeV, (e): $^{40}\text{Ca}(d, p)$ at $E_d = 10$ MeV, and (f): $^{208}\text{Pb}(d, p)$ at $E_d = 20$ MeV. These last three calculations were performed at $E_p = 10.5$ MeV for LE and 10.5 MeV for NL (d); $E_p = 5.9$ MeV for LE and 6.2 MeV for NL (e); $E_p = 13.6$ MeV for LE and 14.7 MeV for NL (f).

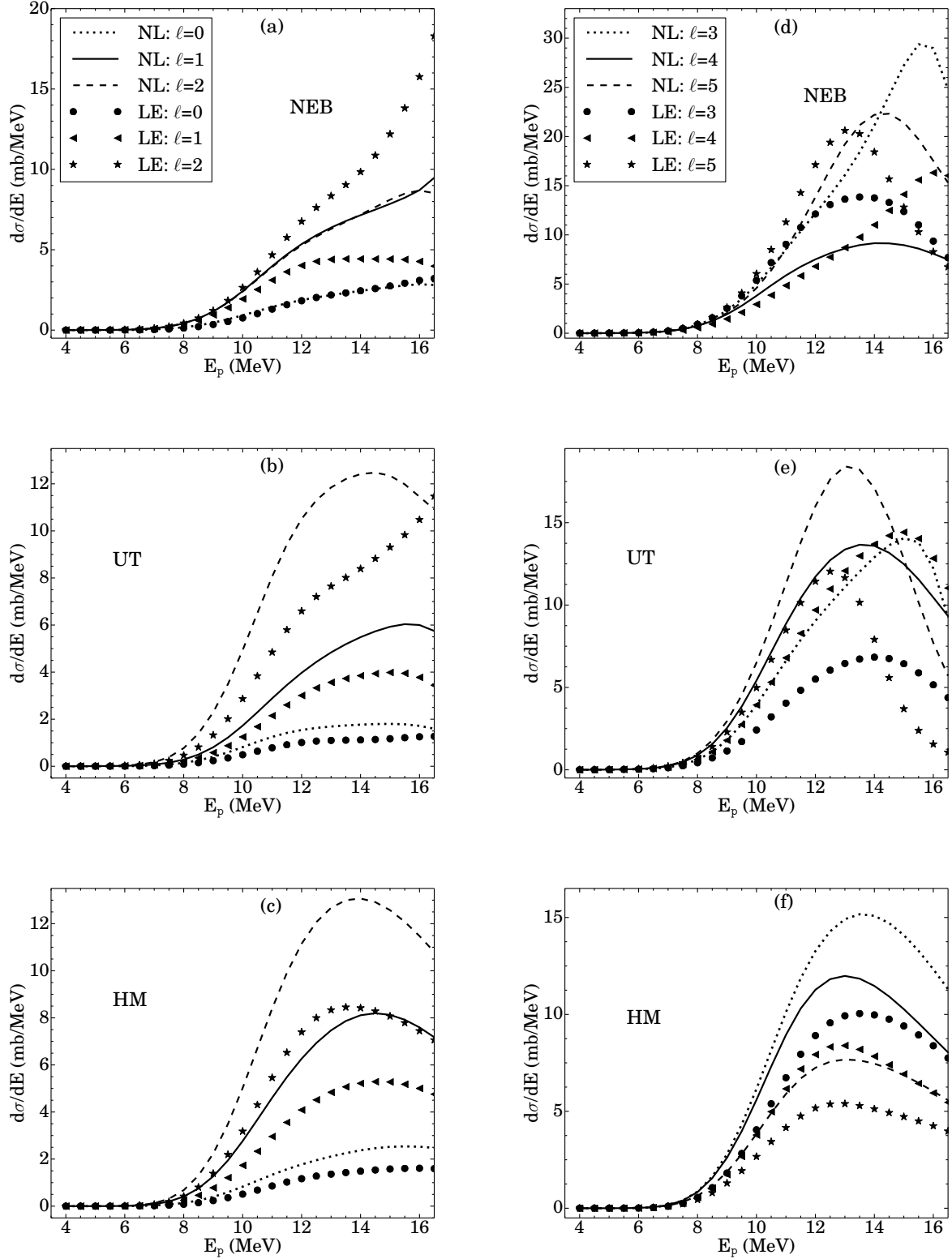


FIG. 4: Energy differential cross section of the detected proton as a function of the proton energy, for $^{208}\text{Pb}(d, p)$ at $E_d = 20$ MeV, corresponding to the local equivalent (LE, symbols) and non-local (NL, lines) calculations. In the first row (panels (a) and (d)) we show the total NEB cross section (see Eq. (1)). The second row (panels (b) and (e)) corresponds to the UT term (see Eq. (3)), while in the third row (panels (c) and (f)) the contribution of the non-orthogonality term HM (see Eq. (4)) is shown. The left column corresponds to the contributions of neutron-target orbital angular momenta ranging from $\ell=0$ to $\ell=2$. In the right column we show the contributions of $\ell = 3, 4, 5$.

$\frac{d\sigma}{dE} \uparrow^{\text{NEB}}$	E_p (MeV)	$\ell=0$	$\ell=1$	$\ell=2$	$\ell=3$	$\ell=4$	$\ell=5$	$\ell=6$	$\ell=7$	total (mb/MeV)
LE (mb/MeV)	26.1	0.36	1.13	2.16	2.70	5.03	5.49	2.06	0.65	19.58
NL _p (%)	26.8	-11.11	-14.20	-10.70	-10.00	-8.80	-12.60	-15.53	-16.92	-11.54
NL _n (%)	27.2	30.56	6.20	31.02	24.8	-3.20	23.90	42.72	27.69	19.05
NL (%)	27.4	33.33	0.02	29.63	18.15	-10.14	16.76	31.55	12.31	12.21
$\frac{d\sigma}{dE} \uparrow^{\text{UT}}$	E_p (MeV)	$\ell=0$	$\ell=1$	$\ell=2$	$\ell=3$	$\ell=4$	$\ell=5$	$\ell=6$	$\ell=7$	total (mb/MeV)
LE (mb/MeV)	26.1	0.18	0.46	0.96	1.55	1.62	1.55	0.55	0.09	6.96
NL _p (%)	26.8	-22.20	-23.90	-21.90	-17.40	-23.50	-32.90	-42.27	-44.44	-26.15
NL _n (%)	27.2	-2.20	-2.20	-12.50	27.10	21.60	-0.70	0.00	-3.33	8.95
NL (%)	27.4	0.01	-4.35	4.17	74.19	50.01	-6.45	-25.45	-22.22	24.71
$\frac{d\sigma}{dE} \uparrow^{\text{HM}}$	E_p (MeV)	$\ell=0$	$\ell=1$	$\ell=2$	$\ell=3$	$\ell=4$	$\ell=5$	$\ell=6$	$\ell=7$	total (mb/MeV)
LE (mb/MeV)	26.1	0.24	0.73	1.61	3.06	3.37	3.18	2.12	0.84	15.15
NL _p (%)	26.8	2.51	-6.85	4.35	-3.92	-2.37	-2.20	-14.62	-23.81	-4.98
NL _n (%)	27.2	58.99	56.16	68.94	59.15	51.04	43.71	32.08	20.24	49.05
NL (%)	27.4	58.33	42.47	20.19	50.00	47.18	39.94	15.09	0.01	41.52

TABLE II: Percent differences, with respect to the LE calculation, of the $^{40}\text{Ca}(d, p)$ reaction at $E_d = 50$ MeV calculated with a non-local proton-target potential (NL_p), a non-local neutron-target potential (NL_n), and with both proton and neutron non-local potentials (NL). The upper horizontal block corresponds to the NEB cross section, the second one corresponds to the UT term, and the third one shows the HM contribution. Each calculation has been performed at the proton energy indicated in the second column. We indicate separately the contributions of the different neutron-target orbital angular momenta (columns 3 to 10).

$\frac{d\sigma}{dE} \uparrow^{\text{NEB}}$	E_p (MeV)	$\ell=0$	$\ell=1$	$\ell=2$	$\ell=3$	$\ell=4$	$\ell=5$	$\ell=6$	$\ell=7$	$\ell=8$	total (mb/MeV)
LE (mb/MeV)	13.6	2.34	4.44	9.19	13.86	10.00	20.01	3.64	2.62	1.37	67.47
NL _p (%)	15.0	16.67	-0.90	31.96	-10.46	41.00	-34.98	-21.43	-16.03	-19.71	-4.13
NL _n (%)	15.5	19.23	94.37	-5.88	111.98	-13.70	-1.50	0.55	-4.58	25.55	26.47
NL (%)	14.7	13.68	83.33	-13.06	85.43	-9.00	11.44	25.27	3.05	31.39	25.92
$\frac{d\sigma}{dE} \uparrow^{\text{UT}}$	E_p (MeV)	$\ell=0$	$\ell=1$	$\ell=2$	$\ell=3$	$\ell=4$	$\ell=5$	$\ell=6$	$\ell=7$	$\ell=8$	total (mb/MeV)
LE (mb/MeV)	13.6	1.11	3.76	8.09	6.76	13.15	9.75	1.36	1.15	0.33	45.46
NL _p (%)	15.0	1.80	4.26	13.10	-6.36	9.66	-62.46	-2.21	-21.74	-27.27	-9.63
NL _n (%)	15.5	49.55	43.62	42.03	96.75	-17.57	-1.33	-44.12	36.52	121.21	21.73
NL (%)	14.7	63.64	54.79	53.89	105.30	-1.75	46.77	-32.35	55.65	127.27	42.15
$\frac{d\sigma}{dE} \uparrow^{\text{HM}}$	E_p (MeV)	$\ell=0$	$\ell=1$	$\ell=2$	$\ell=3$	$\ell=4$	$\ell=5$	$\ell=6$	$\ell=7$	$\ell=8$	total (mb/MeV)
LE (mb/MeV)	13.6	1.44	5.11	8.46	10.05	8.14	5.26	2.88	1.30	0.66	43.30
NL _p (%)	15.0	11.11	2.54	-3.78	-6.77	-14.74	-9.70	-20.49	-15.38	-13.64	-7.62
NL _n (%)	15.5	75.69	56.56	42.08	33.63	16.95	23.57	5.21	10.77	15.15	32.17
NL (%)	14.7	72.92	60.27	51.30	44.18	31.20	34.41	17.01	21.54	21.21	41.96

TABLE III: Same as Table II, but for $^{208}\text{Pb}(d, p)$ at $E_d = 20.0$ MeV.

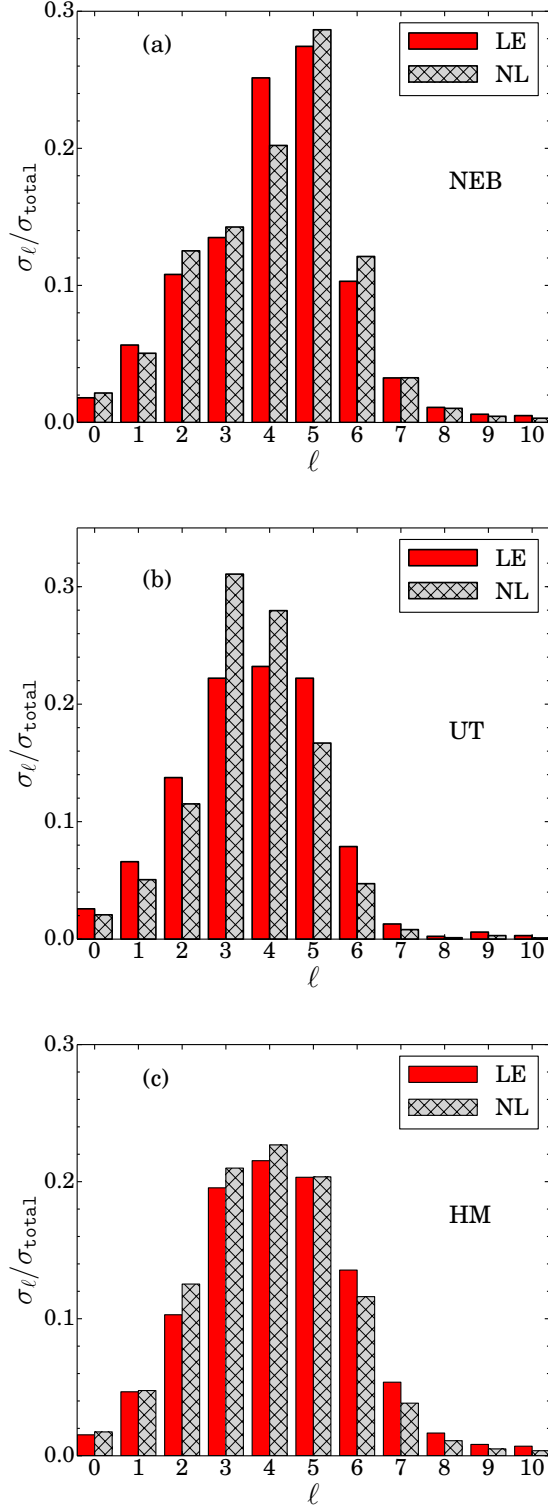


FIG. 5: Histograms of the relative contributions of the different neutron-target angular momenta to the $^{40}\text{Ca}(d, p)$, $E_d = 50$ MeV cross section. We show the difference between the LE (red, plain) and the NL (grey, hatched) calculation for the NEB (panel (a)), UT (panel (b)) and HM (panel (c)) terms.

V. Understanding the effects of nonlocality

So far we have shown that nonlocality has large effects on the NEB cross sections, however it is not easy to interpret those effects in terms of specific physical features of the system. To get a better understanding of the effects of nonlocality, we now turn to the essential ingredients that drive the effects we are seeing, namely the sources and the actual interactions. Because the various terms in the NEB cross section relate directly to matrix elements of W_{An} , the relevant region of space to consider is the surface region.

We first look at the proton vertex functions, which correspond to the source in the equation for calculating the proton distorted waves $\chi_p^{l_p}$ (see Eq. (8)). The expressions for the local and non-local proton vertex for a specific l_p functions are given by:

$$\begin{aligned}\tilde{S}_{LE}(r) &= U_{Ap}(r)\chi_p^{l_p}(r), \\ \tilde{S}_{NL}(r) &= \int U_{Ap}(r, r')\chi_p^{l_p}(r')r'^2 dr'\end{aligned}\quad (24)$$

In Fig. 6, we compare the non-local (solid line) with the local vertex functions defined in Eq. (24) for $p+^{40}\text{Ca}$ (panel a) and $p+^{208}\text{Pb}$ (panel b), in both cases for $l_p = 0$. Consistently with previous studies, it is observed that the NL vertex function is reduced in the interior region, and enhanced in the exterior, with respect to the local result.

We next consider the two elements needed to calculate the neutron wavefunction Φ_n , namely the source S defined in Eq. (6) and the Green's function G_B^{opt} . In Fig. 7 we show the source term S for $^{40}\text{Ca}(d, p)$ at $E_d=20$ MeV (panel a) and $E_d=50$ MeV (panel b). Again the results are shown for the case in which we include nonlocality in both the neutron and proton interactions (NL, solid line) and compare to those using the LEPs (LE, dotted line). We also show the result when including nonlocality only in U_{Ap} (NL_p, circles) or only in U_{An} (NL_n, stars). The calculations are performed at the proton energy corresponding to the peak of the NEB energy differential cross section, i.e. $E_p=27.4$ MeV for NL, $E_p=27.2$ MeV for NL_n, $E_p=26.8$ MeV for NL_p, and $E_p=26.1$ MeV for LE. Nonlocality in the neutron interaction has the effect of increasing the source term in the nuclear interior (comparing LE with NL_n), while nonlocality in the proton interaction causes a more modest reduction of the source term in the internal region (comparing LE with NL_p).

In Fig. 8 we show the diagonal part of the Green's functions $G_B^{\text{opt}}(r_{Bn}, r_{Bn})$ for $n + ^{40}\text{Ca}$; $E_n=6.74$ MeV for LE (6.37 MeV for NL), $\ell=3$ and $j=7/2$ (panel a) and $n + ^{40}\text{Ca}$; $E_n=20.43$ MeV for LE (19.13 MeV for NL), $\ell=2$ and $j=5/2$ (panel b). We show the results obtained including nonlocality in U_{An} (NL, solid line) and those obtained using the corresponding LEP (LE, dotted line). It can be seen that nonlocality reduces the diagonal part of the Green's function in the internal region with respect to the LE calculation, and shifts the function at larger distances.

The neutron wavefunction in the field of the target following the breakup of the deuteron is a product of the source S and the Green's function G_B^{opt} (Eq. (5)). The results cor-

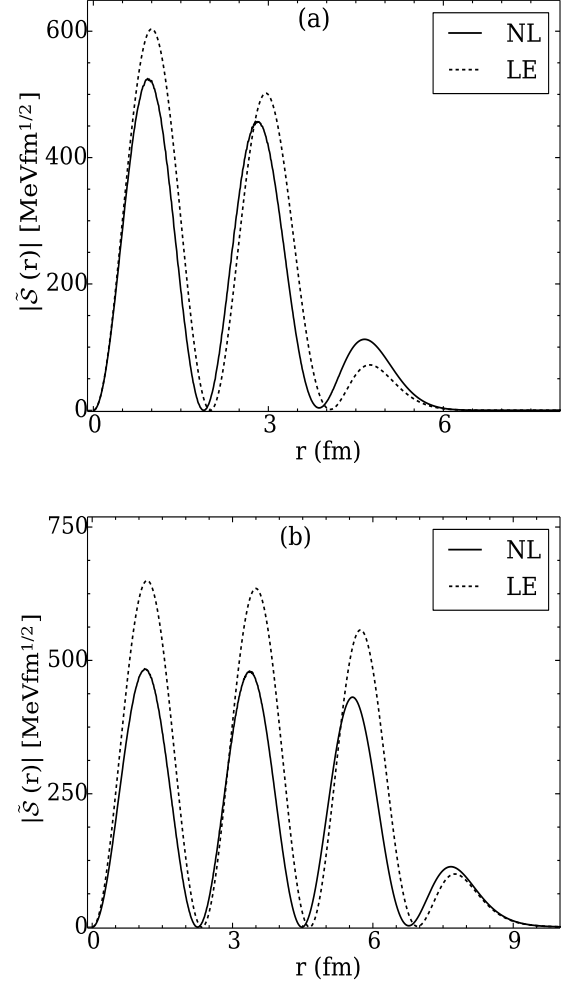


FIG. 6: We show in this figure the vertex functions \tilde{S}_{LE} (dashed line) and \tilde{S}_{NL} (solid line) defined in Eq. (24). Panel (a) corresponds to the $p+^{40}\text{Ca}$ reaction, with $E_p=26.1$ MeV for LE and $E_p=27.4$ MeV for NL. In panel (b) we show the results for $p+^{208}\text{Pb}$, with $E_p=13.6$ MeV for LE and $E_p=14.7$ MeV for NL. All calculations correspond to the $l_p=0$ component of the partial wave decomposition of the vertex functions.

responding to the cases considered in Figs. 7 and 8 are displayed in Fig. 9. By comparing the results with local interactions (dotted line) with those using non-local interactions (solid line) we find that overall nonlocality reduces the wavefunction in the interior but its effect in the exterior region depends on the beam energy, caused by the radial shift in the Green's function shown in Fig. 8. Fig. 9 also shows that nonlocality in U_{An} and U_{Ap} have opposite effects: while the neutron wavefunction obtained including nonlocality in U_{An} only (NL_n, stars) is larger than the local counterpart (LE), the neutron wavefunction obtained including nonlocality in U_{Ap} only (NL_p, circles) is smaller than the local one.

Finally, we look at the imaginary term W_{An} . In order to be

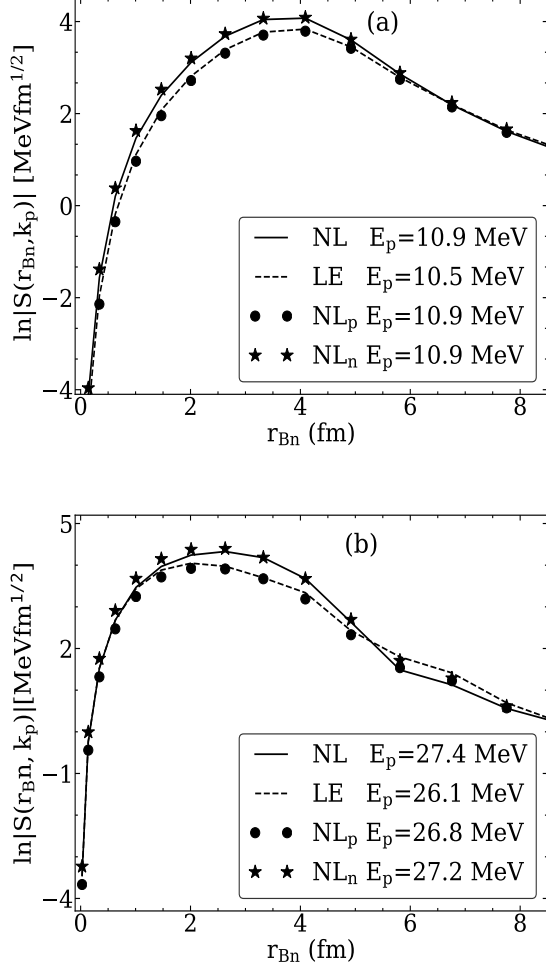


FIG. 7: Natural logarithm of the absolute value of the source term S (see Eq. (6)). We show results at specific proton energies (indicated in the figure), for different values of the deuteron energy E_d and of the neutron–target angular momentum ℓ corresponding to the partial wave decomposition of S . Panel (a): $^{40}\text{Ca}(d, p)$; $E_d = 20$ MeV; $\ell = 3$. Panel (b): $^{40}\text{Ca}(d, p)$; $E_d = 50$ MeV; $\ell = 2$.

able to compare the non–local potential with the local equivalent (Table I), we plot the non–local neutron potential after integration over one of the radial variables ($\bar{W}_{An}(r) = \int W_{An}(r, r')r'^2 dr'$). We pick the same cases relevant to the examples shown in Fig. 7. In Fig. 10 we show the imaginary potential for the $^{40}\text{Ca}+n$ system for: $E_n = 6.34$ MeV (panel a) and $E_n = 19.13$ MeV (panel b) (these energies correspond to the neutron energies at the peak of the NEB energy distribution for (d, p) at 20 MeV and 50 MeV respectively). It is apparent that the absolute value of the imaginary term of the non–local potential is larger than the one of the corresponding local equivalent.

By inspecting the various ingredients of the reaction theory, we are now able to justify the varied effects that nonlocality can have on the NEB cross sections. The overall reduction of

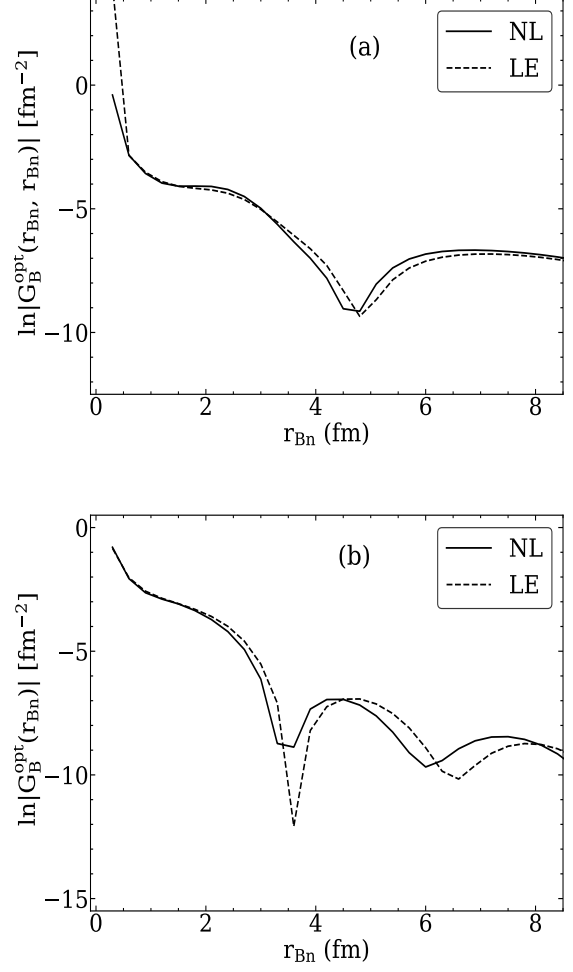


FIG. 8: Natural logarithm of the absolute value of the diagonal part of the Green's function as a function of radius for: (a) $n+^{40}\text{Ca}$, $E_n = 6.74$ MeV for LE (6.37 MeV for NL), $\ell = 3$ and $j = 7/2$, (b) $n+^{40}\text{Ca}$, $E_n = 20.43$ MeV for LE (19.13 MeV for NL), $\ell = 2$, and $j = 5/2$.

the neutron wavefunction Φ_n in the interior competes with the increase of the magnitude of the non–local interaction W_{An} to produce the complex effects on the cross sections discussed in Section IV.

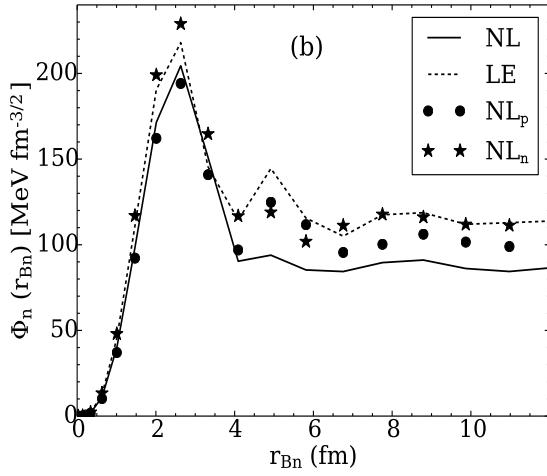
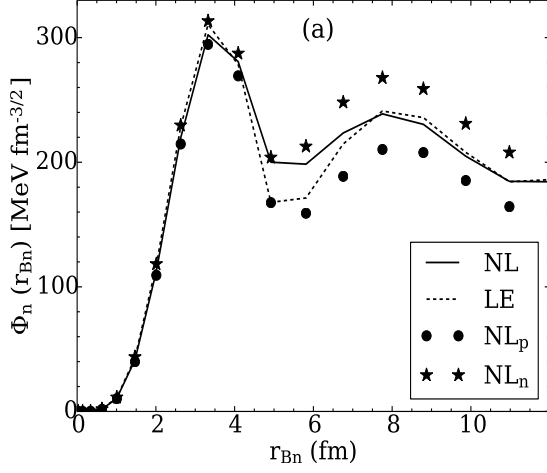


FIG. 9: Neutron- ^{40}Ca wave function (see Eq. (5)) as a function of radius, for: (a) $\ell=3$ and $j=7/2$, $E_p=10.5$ MeV for LE (10.9 MeV for NL_n , NL_p and NL) and panel (b) $\ell=2$, and $j=5/2$, $E_p=26.1$ MeV for LE (27.2 MeV for NL_n , 26.8 MeV for NL_p , and 27.4 MeV for NL). We show the results for the different calculations discussed in the text.

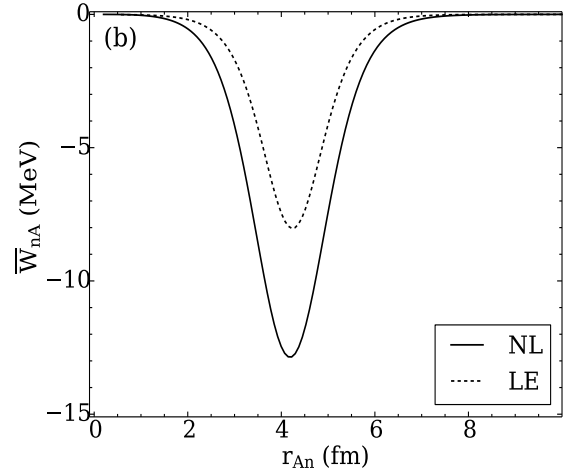
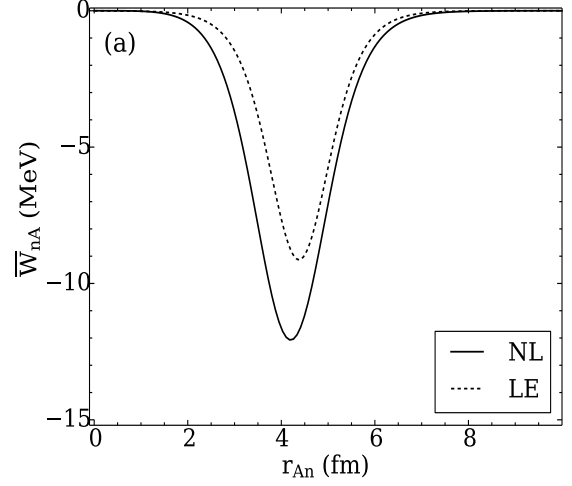


FIG. 10: We illustrate in this figure the differences between the imaginary parts of the NL and LE potentials. For the NL potential, we plot the quantity $\int W_{An}(r_{An}, r'_{An}) r'^2_{An} dr'_{An}$. The two cases shown are: (a) $n+^{40}\text{Ca}$ at $E_n=6.74$ MeV and (b) $n+^{40}\text{Ca}$ at $E_n=19.13$ MeV.

VI. Conclusion

In this work, we explore the effects of nonlocality in $A(d,p)B^*$ reactions populating continuum states in the final nucleus within the model described in [2]. This study is an extension of the study done in [1] for $A(d,p)B$ to bound states.

This is a systematic study: we include (d,p) reactions on ^{16}O , ^{40}Ca , ^{48}Ca and ^{208}Pb at various beam energies $E_d=10$ MeV, 20 MeV and 50 MeV. We analyse energy distributions, angular distributions as well as spin distributions. We compare results obtained using non-local U_{An} and U_{Ap} interactions, with those obtained using the corresponding local equivalent potentials.

Our results demonstrate that the importance of the effect of nonlocality on the magnitude and the shape of the distributions is dependent on beam energy, target, and final spin state. Overall, we find that nonlocality has a non-negligible effect on the non-elastic breakup cross sections, the component that is relevant to the surrogate method and to the extraction of the neutron capture cross section. The effect can be as large as $\sim 85\%$ in some cases, especially for heavier targets.

Understanding the specific origins of the overall effect on the cross sections is not easy, due to the complexity of the reaction theory used to describe these inclusive processes. Nonlocality acts in such a way that it produces a reduction in the

interior of the neutron wavefunction in the field of the target, following the breakup. At the same time, the imaginary term of the neutron optical potential, responsible for the *capture* of the neutron into the final state B^* increases in absolute value. These two effects compete and can produce large variations on the resulting cross section, including both enhancements and reductions.

Nevertheless, and even if the magnitude of the cross sections can change considerably, the relative weights of the various spin contributions are mostly unaltered with nonlocality. Since this is the most important input to the surrogate method analysis, it is reassuring that previous studies will not be brought into question with the results presented here [2, 10, 11].

Acknowledgement

We gratefully acknowledge I. J. Thompson for useful discussions and comments. This work was supported by the National Science Foundation under Grant PHY-1520929, the U.S. Department of Energy National Nuclear Security Administration under the Stewardship Science Academic Alliances program, NNSA Grant No. DE-NA0000979 and No. DE-FG52-08NA28552.

-
- [1] L. J. Titus and F. M. Nunes. Testing the Perey effect. *Phys. Rev. C*, 89:034609, Mar 2014.
- [2] G. Potel, F. M. Nunes, and I. J. Thompson. Establishing a theory for deuteron-induced surrogate reactions. *Phys. Rev. C*, 92:034611, Sep 2015.
- [3] A Spyrou, A C Larsen, S N Liddick, F Naqvi, B P Crider, A C Dombos, M Guttormsen, D L Bleuel, A Couture, L Crespo Campo, R Lewis, S Mosby, M R Mumpower, G Perdikakis, C J Prokop, S J Quinn, T Renstrm, S Siem, and R Surman. Neutron-capture rates for explosive nucleosynthesis: the case of ^{68}Ni (n, γ) ^{69}Ni . *Journal of Physics G: Nuclear and Particle Physics*, 44(4):044002, 2017.
- [4] M.R. Mumpower, R. Surman, G.C. McLaughlin, and A. Aprahamian. The impact of individual nuclear properties on r-process nucleosynthesis. *Progress in Particle and Nuclear Physics*, 86:86 – 126, 2016.
- [5] J.A. Cizewski, R. Hatarik, K.L. Jones, S.D. Pain, J.S. Thomas, M.S. Johnson, D.W. Bardayan, J.C. Blackmon, M.S. Smith, and R.L. Kozub. $(d, p\gamma)$ reactions and the surrogate reaction technique. *Nuclear Instruments and Methods in Physics Research Section B: Beam Interactions with Materials and Atoms*, 261(1):938 – 940, 2007. The Application of Accelerators in Research and Industry.
- [6] Cizewski, Jolie A., Ratkiewicz, Andrew, Escher, Jutta E., Lepaillieur, Alexandre, Pain, Steven D., and Potel, Gregory. Informing neutron capture nucleosynthesis on short-lived nuclei with (d, p) reactions. *EPJ Web Conf.*, 165:01013, 2017.
- [7] B V Carlson, R Capote, and M Sin. Elastic and inelastic breakup of deuterons with energy below 100 MeV. 2015.
- [8] Jin Lei and Antonio M. Moro. Numerical assessment of post-prior equivalence for inclusive breakup reactions. *Phys. Rev. C*, 92:061602, Dec 2015.
- [9] Jin Lei and A. M. Moro. Reexamining closed-form formulae for inclusive breakup: Application to deuteron- and ^6Li -induced reactions. *Phys. Rev. C*, 92:044616, Oct 2015.
- [10] G. Potel, G. Perdikakis, B. V. Carlson, M. C. Atkinson, W. H. Dickhoff, J. E. Escher, M. S. Hussein, J. Lei, W. Li, A. O. Macchiavelli, A. M. Moro, F. M. Nunes, S. D. Pain, and J. Rotureau. Toward a complete theory for predicting inclusive deuteron breakup away from stability. *The European Physical Journal A*, 53(9):178, Sep 2017.
- [11] A. Ratkiewicz, J.A. Cizewski, J.E. Escher, G. Potel, J.T. Burke, R.J. Casperson, M. McCleskey, R.A.E. Austin, S. Burcher, R.O. Hughes, B. Manning, S.D. Pain, W.A. Peters, S. Rice, T.J. Ross, N.D. Scielzo, C. Shand, and K. Smith. Neutron capture on exotic nuclei: Demonstrating the $(d, p\gamma)$ reaction as a for (n, γ) . submitted to *Phys. Rev. Lett.*
- [12] L. Canton, G. Pisent, J. P. Svenne, D. van der Knijff, K. Amos, and S. Karataglidis. Role of the Pauli principle in collective-model coupled-channel calculations. *Phys. Rev. Lett.*, 94:122503, Apr 2005.
- [13] P. Fraser, K. Amos, S. Karataglidis, L. Canton, G. Pisent, and J. P. Svenne. Two causes of nonlocalities in nucleon-nucleus potentials and their effects in nucleon-nucleus scattering. *The European Physical Journal A*, 35(1):69–80, Jan 2008.
- [14] G. H. Rawitscher, D. Lukaszek, R. S. Mackintosh, and S. G. Cooper. Local representation of the exchange nonlocality in $n-^{16}\text{O}$ scattering. *Phys. Rev. C*, 49:1621–1629, Mar 1994.
- [15] Herman Feshbach. Unified theory of nuclear reactions. *Ann. Phys.*, 5(4):357 – 390, 1958.
- [16] Herman Feshbach. A unified theory of nuclear reactions. II. *Ann. Phys.*, 19(2):287 – 313, 1962.
- [17] C. Mahaux and R. Sartor. *Single-Particle Motion in Nuclei*, pages 1–223. Springer US, Boston, MA, 1991.

- [18] M. H. Mahzoon, R. J. Charity, W. H. Dickhoff, H. Dussan, and S. J. Waldecker. Forging the link between nuclear reactions and nuclear structure. *Phys. Rev. Lett.*, 112:162503, Apr 2014.
- [19] J. Rotureau, P. Danielewicz, G. Hagen, F. M. Nunes, and T. Papenbrock. Optical potential from first principles. *Phys. Rev. C*, 95:024315, Feb 2017.
- [20] N. Austern. Wave functions of nonlocal potentials: The percy effect. *Phys. Rev.*, 137:B752–B757, Feb 1965.
- [21] Norman Austern. *Direct nuclear reaction theories*. New York : Wiley-Interscience, 1970.
- [22] H. Fiedeldey. The equivalent local potential and the percy effect. *Nucl. Phys.*, 77(1):149 – 156, 1966.
- [23] M. Igarashi, M. Toyama, and N. Kishida. Computer Program TWOFNRR.
- [24] P.D. Kunz. Instructions for the use of dwuck: A distorted wave born approximation program.
- [25] L. J. Titus, F. M. Nunes, and G. Potel. Explicit inclusion of non-locality in (d, p) transfer reactions. *Phys. Rev. C*, 93:014604, Jan 2016.
- [26] F. Perey and B. Buck. A non-local potential model for the scattering of neutrons by nuclei. *Nuclear Physics*, 32:353 – 380, 1962.
- [27] A. E. Lovell, P.-L. Bacq, P. Capel, F. M. Nunes, and L. J. Titus. Energy dependence of nonlocal optical potentials. *Phys. Rev. C*, 96:051601, Nov 2017.
- [28] L.J. Titus, A. Ross, and F.M. Nunes. Transfer reaction code with nonlocal interactions. *Computer Physics Communications*, 207:499 – 517, 2016.
- [29] P Descouvemont and D Baye. The R-matrix theory. *Reports on Progress in Physics*, 73(3):036301, 2010.
- [30] J. Bonitati. Report from research experience for undergraduates. *private communication*, 2017.
- [31] T. Udagawa and T. Tamura. Breakup-fusion description of massive transfer reactions with emission of fast light particles. *Phys. Rev. Lett.*, 45:1311–1314, Oct 1980.
- [32] M.S. Hussein and K.W. McVoy. Inclusive projectile fragmentation in the spectator model. *Nuclear Physics A*, 445(1):124 – 139, 1985.
- [33] Weichuan Li, G. Potel, F.M. Nunes, and I.J. Thompson. A method for solving the Dyson equation with non-local interactions. in preparation.
- [34] Eugene P. Wigner. Resonance reactions. *Phys. Rev.*, 70:606–618, Nov 1946.
- [35] A. M. Lane and R. G. Thomas. R-matrix theory of nuclear reactions. *Rev. Mod. Phys.*, 30:257–353, Apr 1958.
- [36] D Baye, M Hesse, J-M Sparenberg, and M Vincke. Analysis of the R-matrix method on Lagrange meshes. *Journal of Physics B: Atomic, Molecular and Optical Physics*, 31(15):3439, 1998.
- [37] John C. Light and Robert B. Walker. An R matrix approach to the solution of coupled equations for atom–molecule reactive scattering. *The Journal of Chemical Physics*, 65(10):4272–4282, 1976.
- [38] Yinlu Han, Yuyang Shi, and Qingbiao Shen. Deuteron global optical model potential for energies up to 200 mev. *Phys. Rev. C*, 74:044615, 2006.
- [39] Ian J. Thompson. Coupled reaction channels calculations in nuclear physics. *Comput. Phys. Rept.*, 7:167–212, 1988.