

ON THE PROPERTIES OF SIMULATION-BASED ESTIMATORS IN HIGH DIMENSIONS

STÉPHANE GUERRIER[§], MUCYO KAREMERA[§],
SAMUEL ORSO[¶] & MARIA-PIA VICTORIA-FESER[¶]

[§] Pennsylvania State University; [¶] Research Center for Statistics, GSEM, University of Geneva

ABSTRACT: Considering the increasing size of available data, the need for statistical methods that control the finite sample bias is growing. This is mainly due to the frequent settings where the number of variables is large and allowed to increase with the sample size bringing standard inferential procedures to incur significant loss in terms of performance. Moreover, the complexity of statistical models is also increasing thereby entailing important computational challenges in constructing new estimators or in implementing classical ones. A trade-off between numerical complexity (e.g. approximations of the likelihood function) and statistical properties (e.g. reduced finite sample bias) is often accepted. However, numerically efficient estimators that are altogether unbiased, consistent and asymptotically normal in high dimensional problems would generally be ideal. In this paper, we set a general framework from which such estimators can easily be derived for wide classes of models. This framework is based on the concepts that underlie simulation-based estimation methods such as indirect inference. The approach allows various extensions compared to previous results as it is adapted to possibly inconsistent estimators and is applicable to discrete models (e.g. logistic regression) and/or models with a large number of parameters (compared to the sample size). We consider an algorithm, namely the Iterative Bootstrap (IB), to efficiently compute simulation-based estimators by showing its convergence properties. Within this framework we also prove the properties of simulation-based estimators, more specifically the (finite sample) unbiasedness, consistency and asymptotic normality when the number of parameters is allowed to increase with the sample size. Therefore, an important implication of the proposed approach is that it allows to obtain unbiased estimators in finite samples. Finally, we study this approach when applied to three common models, namely logistic regression, negative binomial regression and regularized regression (lasso). The simulations not only confirm the theoretical results but, in many instances, show a gain in finite sample efficiency (mean squared error) compared to standard estimators and bias-reduced ones, leading to the conclusion that, in finite sample sizes, removing the bias does not necessarily increase the variance.

KEYWORDS: Finite sample bias; Iterative bootstrap; Two-steps estimators; Indirect inference; Robust estimation; Generalized linear model; Logistic regression; Negative binomial regression; Shrinkage estimation, Lasso.

ACKNOWLEDGEMENT: The authors are grateful to Guillaume Blanc, Roberto Molinari and Yuming Zhang for their comments that greatly helped to improve the content and the presentation of the paper.

1. INTRODUCTION

In modern statistical analysis, an important challenge lies in the control of finite-sample bias of classical estimators. For example, the Maximum Likelihood Estimator (MLE), which is asymptotically unbiased under some regularity conditions, has finite-sample bias that can result in a significant inferential loss (see e.g. the review of [Kosmidis, 2014b](#)). This problem is typically magnified in situations where the number of variables p is large and possibly allowed to increase with the sample size n . For example, [Candès and Sur \(2018\)](#) show that the MLE for the logistic regression model can be severely biased in the case where n and p become increasingly large (given a fixed ratio). The idea of allowing the dimension p of the data to increase with the sample size n is motivated by the fact that many new technologies are now producing extremely large datasets with huge numbers of features. Moreover, along with this rapid growth in data size, model complexity is also increasing, thus creating important computational challenges in constructing new estimators or in implementing standard ones such as the MLE. To compute these estimators, approximate methods such as pseudo-likelihood functions or approximated estimating equations are increasingly used in practice as the resulting estimators are typically numerically easier to implement, although they might lead to biased and/or inconsistent estimators. Hence, estimators for parametric models can be biased for several reasons and, while various finite sample or asymptotic bias correction methods have been proposed, a widely applicable approach that corrects finite sample and asymptotic bias, in possibly high dimensional settings, is not available. This paper aims at making an additional step in this direction.

Finite-sample bias reduction methods have recently received substantive attention. One strategy consists in deriving an estimate of the bias which is then added to the estimator. Bias estimation is often based on simulation methods such as the jackknife ([Efron, 1982](#)) or the bootstrap ([Efron, 1979](#)), or can be approximated using asymptotic expansions (see e.g. [Cordeiro and Vasconcellos, 1997](#), [Cordeiro and Toyama Udo, 2008](#) and the references therein¹). An alternative approach is to correct the bias of an estimator by modifying its associated estimating equations. For example, [Firth \(1993\)](#) provides an adjustment of the MLE score function and this approach has been successively adapted and extended to Generalized Linear Models (GLM), among others, by [Mehrabi and Matthews \(1995\)](#); [Bull et al. \(2002b\)](#); [Kosmidis and Firth \(2009, 2011\)](#); [Kosmidis \(2014a\)](#)². In a similar fashion, [Kenne Pagui et al. \(2017\)](#) propose a median bias reduction adjustment for the MLE (see also [Hirji et al., 1989](#); [Kyriakou et al., 2018](#)). Moreover, when the finite sample bias

¹Such an approach was originated by [Cox and Snell \(1968\)](#) and further developed by [Efron \(1975\)](#); [Schaefer \(1983\)](#); [Gart et al. \(1985\)](#); [Cook et al. \(1986\)](#); [Cordeiro and McCullagh \(1991\)](#); [Lin and Breslow \(1996\)](#).

²Firth's correction has also been used to correct the finite sample bias of the MLE of other models; see e.g. [Pettitt et al. \(1998\)](#); [Bull et al. \(2007\)](#); [Kosmidis et al. \(2017\)](#).

results from the presence of nuisance parameters (i.e. when the model includes latent variables), a possible approach is the use of the modified profile likelihood (Barndorff-Nielsen, 1983), which consists in a simple modification to the profile likelihood, and may be considered as a generalization of marginal and conditional likelihoods (see e.g. Wang and Hanfelt, 2008; Bester and Hansen, 2009; Cadigan and Bataineh, 2012; Bartolucci et al., 2016 and the references therein³). However, these finite sample bias reduction techniques have mainly been studied in low-dimensional settings and their performance in asymptotic regimes where both n and p can tend to infinity, is often unclear.

With complex models and high dimensional data, other estimators are often preferred to the MLE for several reasons which include, for example, its computational difficulty or the fact that the MLE doesn't exist. In addition, one may prefer estimators that ensure robustness against data contamination thereby moving away from the MLE. The choice of other types of estimators can often result in a potential asymptotic bias and, for this reason, different strategies are used to correct them. One of the most common strategies can be put into the framework of the Generalized Method of Moments (Hansen, 1982; Hall, 2005) which, in essence, defines estimators that are the minimizers of a measure of discrepancy between a (suitable) function of the data and its expectation under the assumed model (see also Gallant and Long, 1997). This function is typically the vector of empirical moments but, for example, can also be defined by a bounded score-type function for robustness reasons (see e.g. Huber, 1981; Hampel et al., 1986)⁴. The resulting estimators are hence, under certain conditions, Fisher consistent by construction. When the expectation is not available in closed form, numerical approximations are used, such as the Laplace approximation (see e.g. Tierney et al., 1989), but the potential bias due to the approximation is usually ignored when developing inference (for examples of the use of the Laplace approximation in the frequentist framework, see e.g. Breslow and Clayton, 1993; Huber et al., 2004; Rizopoulos et al., 2009). Alternatively, the simulated method of moments (McFadden, 1989; Gallant and Tauchen, 1996; Duffie and Singleton, 1993) uses simulations to approximate the expectation. A similar strategy for asymptotic bias correction is the method of indirect inference of Smith (1993) and Gouriéroux et al. (1993) (see also Smith, 2008). With this method, the discrepancy is measured on the difference between the (inconsistent) estimator and an approximation of its expectation under the assumed model which is obtained by means of simulations (for more details, see Section 2). Unfortunately, the applicability of these strategies is often limited, for computational reasons (especially when p is large), and their behaviour in high dimensional settings hasn't been clearly determined.

³For example, Ferguson et al. (1991); DiCiccio et al. (1996); Severini (1998, 2000, 2002); Sartori (2003); Cox (2006); Bellio and Sartori (2006); Pace and Salvan (2006); Brazzale et al. (2007).

⁴For more recent general accounts, see e.g. Maronna et al. (2006); Huber and Ronchetti (2009); Heritier et al. (2009).

In this paper, we propose a general framework (discussed in Section 2), based on the principle of indirect inference, for finite sample (and asymptotic) bias correction, which produces (computationally efficient) unbiased estimators for (possibly complex) parametric models in high dimensional settings. Moreover, as it will be illustrated by means of an analysis of several common models, the finite sample efficiency is also often improved. We show that (under some conditions) these estimators are consistent and asymptotically normal in Section 3. In addition, we demonstrate that the proposed approach allows to obtain unbiased estimators in finite samples. At the same time we address the computational limitations of the indirect inference method by showing that such estimators can be computed using Iterative Bootstrap (IB) proposed by Kuk (1995). Some of the results presented in this paper are built upon the results developed by Guerrier et al. (2018) in the low-dimensional setting. However, this paper sets both a broader framework as well as new and stronger results compared to existing ones. For example, we extend the framework to inconsistent estimators as well as to discontinuous ones (with respect to the parameters) which provides an appreciable advantage for discrete data models. Therefore, this new framework can be applied to inconsistent estimators in the context of discrete models and/or models with a large number of parameters (compared to the sample size). We illustrate the applicability of these findings on the logistic and negative binomial regression as well as on regularized regression (such as the lasso) in a simulation study where p is “large” (depending on the context) compared to n . The estimation of the parameters for the logistic regression is investigated in Section 4 while the estimation of those for the negative binomial is explored in Section 5. Indeed, it is well known that the parameter estimates of the MLE are biased for logistic regression when the ratio p/n is large (see e.g. Schaefer, 1983) as is the MLE of the dispersion parameter in the negative binomial regression model (see e.g. Saha and Paul, 2005; Lloyd-Smith, 2007, and the references therein). Furthermore, we also propose new consistent and unbiased estimators for the logistic regression model that are both “robust” to separation as well as to data contamination. As a third example, we consider Regularized Regression Estimators (RRE), such as the ridge regression estimator and the lasso, and provide an RRE with reduced finite-sample bias and mean squared error whose behaviour is studied by means of simulations in low- and high dimensional settings (Section 6). Finally, Section 7 concludes.

2. GENERAL SETTING

In order to introduce the framework we intend to study, let us define $\mathbf{X}(\boldsymbol{\theta}, n, \boldsymbol{\omega}) \in \mathbb{R}^n$ as being a random sample generated under model $F_{\boldsymbol{\theta}}$ (possibly conditional on a set of fixed covariates), where

$\theta \in \Theta \subset \mathbb{R}^p$ is the parameter vector of interest and $\omega \in \mathbb{R}^m$, $m \geq n$, represents a random variable explaining the source of randomness of the sample. More specifically, ω can be considered as a random *seed* that, once observed, produces the sample of size n in a deterministic manner based on a given value of θ . Indeed, ω can be conceived as a random variable issued from a model G , thereby justifying the definition of the random sample as $\mathbf{X}(\theta, n, \omega)$. With this in mind, denoting “ $\stackrel{d}{=}$ ” as “equality in distribution”, there is no requirement for ω to be unique since it is possible to have $\mathbf{X}(\theta, n, \omega) \stackrel{d}{=} \mathbf{X}(\theta, n, \omega^*)$ even though $\omega \neq \omega^*$. For simplicity, throughout this paper we will consider ω as only belonging to a fixed set $\Omega \equiv \{\omega_l\}_{l \in \mathbb{N}^*} \subset \mathbb{R}^m$, where $\mathbb{N}^* \equiv \mathbb{N} \setminus \{0\}$. In this setting, defining $\theta_0 \in \Theta$, we let ω_0 and θ_0 denote respectively the unknown *random* vector and *fixed* parameter vector used to generate the random sample $\mathbf{X}(\theta_0, n, \omega_0)$ that will be used to estimate θ_0 . Knowing that the sample $\mathbf{X}(\theta_0, n, \omega_0)$ is generated from a random seed ω_0 , we can also consider other samples that we denote as $\mathbf{X}(\theta, n, \omega)$, where $(\theta, n, \omega) \in \Theta \times \mathbb{N}^* \times \Omega$, which can therefore be simulated based on different values of ω . Notice that, based on this premise, we have that $\omega_0 \notin \Omega$ which therefore implies that, in the context of this paper, it is not possible to generate samples using ω_0 . Hence, the use of ω allows to explicitly display the randomness of a sample. In addition, with this notation it is not only possible to clearly distinguish the observed samples and the simulated ones but also to define the difference (or equivalence) between two simulated samples, say $\mathbf{X}(\theta, n, \omega_j)$ and $\mathbf{X}(\theta, n, \omega_l)$.

Having defined the setting of reference for this paper, we can now focus on the estimation procedure aimed at retrieving the value of θ_0 from $\mathbf{X}(\theta_0, n, \omega_0)$. For this purpose, let us define $\hat{\pi}(\mathbf{X}(\theta_0, n, \omega_0))$ as a biased estimator of θ_0 which, despite being possibly inconsistent, is either readily available or can easily be computed. For simplicity of notation, from this point onward we will refer to the estimator $\hat{\pi}(\mathbf{X}(\theta_0, n, \omega_0))$ as $\hat{\pi}(\theta_0, n, \omega_0)$. Having specified this, in order to correct the (finite sample and asymptotic) bias of $\hat{\pi}(\theta_0, n, \omega_0)$, similarly to [Guerrier et al. \(2018\)](#), we consider an approach based on the principle of indirect inference. Therefore, for all $(j, n, H) \in \mathbb{N} \times \mathbb{N}^* \times \mathbb{N}^*$, we define the Just identified Indirect inference Estimator (JIE) as

$$\hat{\theta}_{(j, n, H)} \in \hat{\Theta}_{(j, n, H)} \equiv \underset{\theta \in \Theta}{\operatorname{argzero}} \left(\hat{\pi}(\theta_0, n, \omega_0) - \frac{1}{H} \sum_{h=1}^H \hat{\pi}(\theta, n, \omega_{h+jH}) \right), \quad (1)$$

where $\hat{\pi}(\theta, n, \omega_j)$ is obtained on $\mathbf{X}(\theta, n, \omega_j)$. This definition assumes that the solution set $\hat{\Theta}_{(j, n, H)}$ is not empty for all $(j, n, H) \in \mathbb{N} \times \mathbb{N}^* \times \mathbb{N}^*$, which is reasonable when $\dim(\hat{\pi}(\theta, n, \omega)) = \dim(\theta)$. Henceforth, we will refer to $\hat{\pi}(\theta, n, \omega)$ as the auxiliary estimator.

REMARK A: The JIE given in (1) is a special case of an indirect inference estimator which, using

the previous notation, can be defined as

$$\hat{\boldsymbol{\theta}}_{(j,n,H)}^* \in \hat{\boldsymbol{\Theta}}_{(j,n,H)}^* \equiv \underset{\boldsymbol{\theta} \in \boldsymbol{\Theta}}{\operatorname{argmin}} \left\| \hat{\boldsymbol{\pi}}(\boldsymbol{\theta}_0, n, \boldsymbol{\omega}_0) - \frac{1}{H} \sum_{h=1}^H \hat{\boldsymbol{\pi}}(\boldsymbol{\theta}, n, \boldsymbol{\omega}_{j+h-1}) \right\|_{\boldsymbol{\Phi}}^2, \quad (2)$$

where $\boldsymbol{\Phi}$ is a positive-definite matrix. However, since we suppose that $\hat{\boldsymbol{\Theta}}_{(j,n,H)} \neq \emptyset$ and since $\dim(\hat{\boldsymbol{\pi}}(\boldsymbol{\theta}_0, n, \boldsymbol{\omega}_0)) = \dim(\boldsymbol{\theta})$ we have that $\hat{\boldsymbol{\Theta}}_{(j,n,H)} = \hat{\boldsymbol{\Theta}}_{(j,n,H)}^*$, which clearly shows the equivalence between (1) and (2), for any positive-definite matrix $\boldsymbol{\Phi}$.

Considering the definition of the JIE in (1), it is straightforward to notice that the optimization problem for the second term in the expression can be computationally demanding. However, Guerrier et al. (2018) showed that under suitable conditions the IB is a computationally efficient and numerically stable algorithm to compute indirect inference estimators such as the JIE. More specifically, the IB provides the sequence $\left\{ \tilde{\boldsymbol{\theta}}_{(j,n,H)}^{(k)} \right\}_{k \in \mathbb{N}}$ defined as

$$\tilde{\boldsymbol{\theta}}_{(j,n,H)}^{(k)} \equiv \tilde{\boldsymbol{\theta}}_{(j,n,H)}^{(k-1)} + \left[\hat{\boldsymbol{\pi}}(\boldsymbol{\theta}_0, n, \boldsymbol{\omega}_0) - \frac{1}{H} \sum_{h=1}^H \hat{\boldsymbol{\pi}}\left(\tilde{\boldsymbol{\theta}}_{(j,n,H)}^{(k-1)}, n, \boldsymbol{\omega}_{j+h-1}\right) \right], \quad (3)$$

where $\tilde{\boldsymbol{\theta}}_{(j,n,H)}^{(0)} \in \boldsymbol{\Theta}$. For example, if $\hat{\boldsymbol{\pi}}(\boldsymbol{\theta}_0, n, \boldsymbol{\omega}_0) \in \boldsymbol{\Theta}$, then this estimator can be used as the initial value of the above sequence. When this iterative procedure converges, we define $\tilde{\boldsymbol{\theta}}_{(j,n,H)}$ as the limit in k of $\tilde{\boldsymbol{\theta}}_{(j,n,H)}^{(k)}$. Note that, it is possible that the sequence is stationary in that there exists $k^* \in \mathbb{N}$ such that for all $k \geq k^*$ we have $\tilde{\boldsymbol{\theta}}_{(j,n,H)} = \tilde{\boldsymbol{\theta}}_{(j,n,H)}^{(k)}$.

REMARK B: When $\hat{\boldsymbol{\pi}}(\boldsymbol{\theta}_0, n, \boldsymbol{\omega}_0)$ in (3) is a consistent estimator of $\boldsymbol{\theta}_0$, the first step of the IB sequence (i.e. $k = 1$) is clearly equivalent to the standard bootstrap bias-correction proposed by Efron and Tibshirani (1994) which can be used to significantly reduce the bias of a consistent estimator (under some appropriate conditions). Nevertheless, Guerrier et al. (2018) showed that the IB provides more substantial bias reduction and, as will be shown later, can also be applied to inconsistent estimators.

Having defined the JIE, the next section studies the properties of the JIE using the IB as an efficient algorithm to compute this estimator.

3. PROPERTIES OF SIMULATION-BASED ESTIMATORS

In this section we discuss the convergence of the IB sequence along with the properties of the JIE. However, since we build upon the results of Guerrier et al. (2018), before discussing the mentioned properties we briefly highlight how the findings in this section deliver both a broader framework

as well as new and stronger results compared to existing ones. A first example of such stronger results consists in the demonstration that the JIE is unbiased in finite samples as opposed to previous findings in which it was shown that, at best, the (elementwise) bias was of order $\mathcal{O}(n^{-3})$. Starting from this example, we can additionally state that this new framework allows for the following generalizations compared to existing approaches: (i) the auxiliary estimator may have an asymptotic bias that depends on θ ; (ii) the auxiliary estimator may also be discontinuous on θ (as is commonly the case when considering discrete data models); (iii) the finite sample bias of the auxiliary estimator is allowed to have a more general expression with respect to previously defined bias functions; (iv) some of the topological requirements on Θ are relaxed (v) p is allowed to increase with the sample size n .

Having specified how the findings of this section improve over existing results, we can now deliver the details of this study which addresses the convergence of the IB sequence (Section 3.1) together with the bias-correction properties (Section 3.2), consistency (Section 3.3) and asymptotic normality (Section 3.4) of the JIE. This order of presentation is justified by the rationale that, before considering the properties of the JIE, one should make sure that it can be computed. Indeed, in many practical situations (for example when the model at hand is complex and/or when p is relatively large) the JIE is difficult to compute when using, for example, numerical procedures to directly solve (1). It is therefore legitimate to first assess if the IB can be used as a suitable approach to compute the JIE before discussing its statistical properties. Our ultimate goal is to provide the sufficient conditions for unbiasedness, consistency and asymptotic normality of $\tilde{\theta}_{(j,n,H)}$ (i.e. the limit of the IB sequence). This is done in Section 3.5, where the assumptions used to derive the different properties of the IB and JIE are put in a global framework. In fact, Section 3.5 contains the main theoretical results of this paper.

Various assumptions are considered and, in order to provide a general reference for the type of assumption, we employ the following conventions to name them:

- Assumptions indexed by “A” refer to the topology of Θ ;
- Assumptions indexed by “B” refer to the existence of the expected value of the auxiliary estimator;
- Assumptions indexed by “C” refer to the random component of the auxiliary estimator;
- Assumptions indexed by “D” refer to the bias of the auxiliary estimator.

When needed, sub-indices will be used to distinguish assumptions of the same type (for example Assumptions A_1 and A_2 are different but both related to the topology of Θ) and assumptions with

two sub-indices are used to denote an assumption that implies two separate assumptions (for example Assumption $\text{A}_{1,3}$ implies both A_1 and A_3).

REMARK C: *The asymptotic framework we use in this section is somewhat unusual as we always consider arbitrarily large but finite n and p . Indeed, if p is such that $p \rightarrow \infty$ as $n \rightarrow \infty$, our asymptotic results may not be valid when taking the limit in n (and therefore in p) but are valid for all finite n and p . The difference between the considered framework and others where limits are studied is rather subtle as, in practice, asymptotic results are typically used to derive approximations in finite samples for which the infinite (dimensional) case is not necessarily informative. Indeed, the topology of \mathbb{R}^p for any finite p and \mathbb{R}^∞ are profoundly different. For example, the consistency of an estimator is generally dependent on the assumption that Θ is compact. In the infinite dimensional setting closed and bounded sets are not necessarily compact. Therefore, this assumption becomes rather implausible for many statistical models and would imply, among other things, a detailed topological discussion of requirements imposed on Θ . Similarly, many of the mathematical arguments presented in this paper may not apply in the infinite dimensional case. Naturally, when $p \rightarrow c < \infty$ as $n \rightarrow \infty$, limits in n are allowed. Although not necessary, we abstain from using statements or definitions such as “ \xrightarrow{p} ” (convergence in probability) or “ \xrightarrow{d} ” (convergence in distribution) which may lead one to believe that the limit in n exists. This choice is simply made to avoid confusion.*

3.1 Convergence of the Iterative Bootstrap

In order to study the properties of the sequence defined in (3), we set the following assumption framework. Our first assumption concerns the topology of the parameter space Θ .

ASSUMPTION A_1 : *Let Θ be bounded and such that*

$$\underset{\theta \in \mathbb{R}^p \setminus \Theta}{\text{argzero}} \hat{\pi}(\theta_0, n, \omega_0) - \frac{1}{H} \sum_{h=1}^H \hat{\pi}(\theta, n, \omega_{h+jH}) = \emptyset.$$

Assumption A_1 is very mild and essentially ensures that no solution outside of Θ exists for the JIE defined in (1). Therefore, the solution set $\hat{\Theta}_{(j,n,H)}$ may also be written as

$$\hat{\Theta}_{(j,n,H)} \equiv \underset{\theta \in \mathbb{R}^p}{\text{argzero}} \hat{\pi}(\theta_0, n, \omega_0) - \frac{1}{H} \sum_{h=1}^H \hat{\pi}(\theta, n, \omega_{h+jH}).$$

In addition, Assumption A_1 doesn't require Θ to be a compact set since, for example, it can represent an open set. Next we impose some conditions on the auxiliary estimator $\hat{\pi}(\theta, n, \omega)$

thereby defining the second assumption that has no associated sub-index as it will remain unchanged throughout the paper. Denoting \mathbf{a}_k as being the k -th entry of a generic vector $\mathbf{a} \in \mathbb{R}^p$, the assumptions is as follows.

ASSUMPTION B: *For all $(\boldsymbol{\theta}, n, \boldsymbol{\omega}) \in \boldsymbol{\Theta} \times \mathbb{N}^* \times \boldsymbol{\Omega}$, the following expectation exists and is finite, i.e.*

$$\boldsymbol{\pi}(\boldsymbol{\theta}, n) \equiv \mathbb{E}[\hat{\boldsymbol{\pi}}(\boldsymbol{\theta}, n, \boldsymbol{\omega})] < \infty.$$

Moreover, $\boldsymbol{\pi}_k(\boldsymbol{\theta}) \equiv \lim_{n \rightarrow \infty} \boldsymbol{\pi}_k(\boldsymbol{\theta}, n)$ exists for all $k = 1, \dots, p$.

The second assumption is likely to be satisfied in the majority of practical situations (for instance if $\boldsymbol{\Theta}$ is bounded) and is particularly useful as it allows to decompose the estimator $\hat{\boldsymbol{\pi}}(\boldsymbol{\theta}, n, \boldsymbol{\omega})$ into a non-stochastic component $\boldsymbol{\pi}(\boldsymbol{\theta}, n)$ and a random term $\mathbf{v}(\boldsymbol{\theta}, n, \boldsymbol{\omega})$. Indeed, using Assumption B, we can write:

$$\hat{\boldsymbol{\pi}}(\boldsymbol{\theta}, n, \boldsymbol{\omega}) = \boldsymbol{\pi}(\boldsymbol{\theta}, n) + \mathbf{v}(\boldsymbol{\theta}, n, \boldsymbol{\omega}), \quad (4)$$

where $\mathbf{v}(\boldsymbol{\theta}, n, \boldsymbol{\omega}) \equiv \hat{\boldsymbol{\pi}}(\boldsymbol{\theta}, n, \boldsymbol{\omega}) - \boldsymbol{\pi}(\boldsymbol{\theta}, n)$ is a zero-mean random vector. It must be noticed that this assumption doesn't imply that the functions $\boldsymbol{\pi}(\boldsymbol{\theta}, n)$ and $\hat{\boldsymbol{\pi}}(\boldsymbol{\theta}, n, \boldsymbol{\omega})$ are continuous in $\boldsymbol{\theta}$. Consequently, when using the IB to obtain the JIE (see Proposition 1 below), it is possible to make use of auxiliary estimators that are not continuous in $\boldsymbol{\theta}$. In Guerrier et al. (2018), the continuity of these functions was (implicitly) assumed while the weaker assumptions presented in this paper extend the applicability of this framework also to models for discrete data such as GLMs (see Sections 4 and 5 for the logistic and negative binomial regression models, respectively). We now move onto Assumption C₁ (below) that imposes some restrictions on the random vector $\mathbf{v}(\boldsymbol{\theta}, n, \boldsymbol{\omega})$.

ASSUMPTION C₁: *There exists a real $\alpha > 0$ such that for all $(\boldsymbol{\theta}, \boldsymbol{\omega}) \in \boldsymbol{\Theta} \times \boldsymbol{\Omega}$ and all $k = 1, \dots, p$, we have*

$$\mathbf{v}_k(\boldsymbol{\theta}, n, \boldsymbol{\omega}) = \mathcal{O}_p(n^{-\alpha}) \quad \text{and} \quad \lim_{n \rightarrow \infty} \frac{p^{1/2}}{n^\alpha} = 0.$$

Assumption C₁ is frequently employed and typically very mild as it simply requires that the variance of $\mathbf{v}(\boldsymbol{\theta}, n, \boldsymbol{\omega})$ goes to zero as n increases. For example, if $\hat{\boldsymbol{\pi}}(\boldsymbol{\theta}, n, \boldsymbol{\omega})$ is \sqrt{n} -consistent (towards $\boldsymbol{\pi}(\boldsymbol{\theta})$) then we would have $\alpha = 1/2$. Next, we consider the bias of $\hat{\boldsymbol{\pi}}(\boldsymbol{\theta}, n, \boldsymbol{\omega})$ for $\boldsymbol{\theta}$ and we let $\mathbf{d}(\boldsymbol{\theta}, n) \equiv \mathbb{E}[\hat{\boldsymbol{\pi}}(\boldsymbol{\theta}, n, \boldsymbol{\omega})] - \boldsymbol{\theta}$. Using this definition we can rewrite (4) as follows:

$$\hat{\boldsymbol{\pi}}(\boldsymbol{\theta}, n, \boldsymbol{\omega}) = \boldsymbol{\theta} + \mathbf{d}(\boldsymbol{\theta}, n) + \mathbf{v}(\boldsymbol{\theta}, n, \boldsymbol{\omega}). \quad (5)$$

Moreover, the bias function $\mathbf{d}(\boldsymbol{\theta}, n)$ can always be expressed as follows

$$\mathbf{d}(\boldsymbol{\theta}, n) = \mathbf{a}(\boldsymbol{\theta}) + \mathbf{c}(n) + \mathbf{b}(\boldsymbol{\theta}, n), \quad (6)$$

where $\mathbf{a}(\boldsymbol{\theta})$ is defined as the asymptotic bias in the sense that $\mathbf{a}_k(\boldsymbol{\theta}) \equiv \lim_{n \rightarrow \infty} \mathbf{d}_k(\boldsymbol{\theta}, n)$ for $k = 1, \dots, p$, while $\mathbf{c}(n)$ and $\mathbf{b}(\boldsymbol{\theta}, n)$ are used to represent the finite sample bias. More precisely, $\mathbf{a}(\boldsymbol{\theta})$ contains all the terms that are strictly functions of $\boldsymbol{\theta}$, $\mathbf{c}(n)$ the terms that are strictly functions of n and $\mathbf{b}(\boldsymbol{\theta}, n)$ the rest. This definition implies that if $\mathbf{d}(\boldsymbol{\theta}, n)$ contains a constant term, it is included in $\mathbf{a}(\boldsymbol{\theta})$. Moreover, the function $\mathbf{b}(\boldsymbol{\theta}, n)$ can always be decomposed into a linear and a non-linear term in $\boldsymbol{\theta}$, i.e.

$$\mathbf{b}(\boldsymbol{\theta}, n) = \mathbf{L}(n)\boldsymbol{\theta} + \mathbf{r}(\boldsymbol{\theta}, n), \quad (7)$$

where $\mathbf{L}(n) \in \mathbb{R}^{p \times p}$ and $\mathbf{r}(\boldsymbol{\theta}, n)$ doesn't contain any linear term in $\boldsymbol{\theta}$. Denoting $\mathbf{A}_{k,l}$ as the entry in the k -th row and l -th column of a generic matrix $\mathbf{A} \in \mathbb{R}^{p \times p}$, Assumption **D₁** (below) imposes some restrictions on the bias function.

ASSUMPTION **D₁**: *The bias function $\mathbf{d}(\boldsymbol{\theta}, n)$ is such that:*

1. *The function $\mathbf{a}(\boldsymbol{\theta})$ is a contraction map in that for all $\boldsymbol{\theta}_1, \boldsymbol{\theta}_2 \in \boldsymbol{\Theta}$ such that $\boldsymbol{\theta}_1 \neq \boldsymbol{\theta}_2$ we have*

$$\left\| \mathbf{a}(\boldsymbol{\theta}_2) - \mathbf{a}(\boldsymbol{\theta}_1) \right\|_2 < \left\| \boldsymbol{\theta}_2 - \boldsymbol{\theta}_1 \right\|_2.$$

2. *There exist real $\beta, \gamma > 0$ such that for all $\boldsymbol{\theta} \in \boldsymbol{\Theta}$ and all $k, l = 1, \dots, p$, we have*

$$\mathbf{L}_{k,l}(n) = \mathcal{O}(n^{-\beta}), \quad \mathbf{r}_k(\boldsymbol{\theta}, n) = \mathcal{O}(n^{-\gamma}), \quad \lim_{n \rightarrow \infty} \frac{p}{n^\beta} = 0, \quad \text{and} \quad \lim_{n \rightarrow \infty} \frac{p^{1/2}}{n^\gamma} = 0.$$

The first part of Assumption **D₁** is reasonable provided that the asymptotic bias is relatively “small” compared to $\boldsymbol{\theta}$ (up to a constant term). For example, if $\mathbf{a}(\boldsymbol{\theta})$ is sublinear in $\boldsymbol{\theta}$, i.e. $\mathbf{a}(\boldsymbol{\theta}) = \mathbf{M}\boldsymbol{\theta} + \mathbf{s}$, then the first part of Assumption **D₁** would be satisfied if the Frobenius norm is such that $\|\mathbf{M}\|_F < 1$ since

$$\left\| \mathbf{a}(\boldsymbol{\theta}_2) - \mathbf{a}(\boldsymbol{\theta}_1) \right\|_2 = \left\| \mathbf{M}(\boldsymbol{\theta}_2 - \boldsymbol{\theta}_1) \right\|_2 \leq \|\mathbf{M}\|_F \left\| \boldsymbol{\theta}_2 - \boldsymbol{\theta}_1 \right\|_2 < \left\| \boldsymbol{\theta}_2 - \boldsymbol{\theta}_1 \right\|_2.$$

Moreover, the function $\boldsymbol{\pi}(\boldsymbol{\theta})$ (as defined in Assumption **B**) is often called the asymptotic binding function in the indirect inference literature (Gourieroux et al., 1993). To ensure the consistency of such estimators, it is typically required for $\boldsymbol{\pi}(\boldsymbol{\theta})$ to be continuous and injective. In our setting, this

function is given by $\pi(\theta) = \theta + \mathbf{a}(\theta)$ and its continuity and injectivity are directly implied by the first part of Assumption **D**₁. Indeed, since $\mathbf{a}(\theta)$ is a contraction map, it is continuous. Moreover, taking $\theta_1, \theta_2 \in \Theta$ with $\pi(\theta_1) = \pi(\theta_2)$, then $\|\mathbf{a}(\theta_1) - \mathbf{a}(\theta_2)\| = \|\theta_1 - \theta_2\|$, which is only possible if $\theta_1 = \theta_2$. Thus, $\pi(\theta)$ is injective.

REMARK D: *In situations where one may suspect that $\mathbf{a}(\theta)$ is not a contraction map, a possible solution is to modify the sequence considered in the IB as follows:*

$$\tilde{\theta}_{(j,n,H)}^{(k)} \equiv \tilde{\theta}_{(j,n,H)}^{(k-1)} + \varepsilon_k \left[\hat{\pi}(\theta_0, n, \omega_0) - \frac{1}{H} \sum_{h=1}^H \hat{\pi}(\tilde{\theta}_{(j,n,H)}^{(k-1)}, n, \omega_{h+jH}) \right],$$

with $\varepsilon_k \in (0, 1]$ for all $k \in \mathbb{N}$. If $\varepsilon_k = \varepsilon$ (i.e. a constant), $\mathbf{a}(\theta)$ does not need to be a contraction map. Indeed, if Θ is bounded and $\mathbf{a}(\theta)$ is differentiable, it is always possible to find an ε such that $\varepsilon \mathbf{a}(\theta)$ is a contraction map. A formal study on the influence of ε_k on the IB algorithm is, however, left for further research.

While more general, the second part of Assumption **D**₁ would be satisfied, for example, if $\mathbf{b}(\theta, n)$ is a sufficiently smooth function in θ/n , thereby allowing a Taylor expansion, as considered, for example, in Guerrier et al. (2018). Moreover, this assumption is typically less restrictive than the approximations that are commonly used to describe the bias of estimators. Indeed, a common assumption is that the bias of a consistent estimator (including the MLE), can be expanded in a power series in n^{-1} (see e.g. Kosmidis, 2014b and Hall and Martin, 1988 in the context of the iterated bootstrap), i.e.,

$$\mathbf{d}(\theta, n) = \sum_{j=1}^k \frac{\mathbf{h}^{(j)}(\theta)}{n^j} + \mathbf{g}(\theta, n), \quad (8)$$

where $\mathbf{h}^{(j)}(\theta)$ is $\mathcal{O}(1)$ elementwise, for $j = 1, \dots, k$, and $\mathbf{g}(\theta, n)$ is $\mathcal{O}(n^{-(k+1)})$ elementwise, for some $k \geq 1$. The bias function $\mathbf{d}(\theta, n)$ given in (8) clearly satisfies the requirements of Assumption **D**₁.

Moreover, under the form of the bias postulated in (8), we have that $\beta, \gamma \geq 1$. If the auxiliary estimator is \sqrt{n} -consistent, we have $\alpha = 1/2$, and therefore the requirements of Assumptions **C**₁ and **D**₁, i.e.

$$\lim_{n \rightarrow \infty} \max \left(\frac{p^{1/2}}{n^{\min(\alpha, \gamma)}}, \frac{p}{n^\beta} \right) = 0,$$

are satisfied if

$$\lim_{n \rightarrow \infty} \frac{p}{n} = 0.$$

We now study the convergence properties of the IB (defined in (3)) when used to obtain the

JIE presented in (1). In Lemma 1, we show that when n is sufficiently large, the solution space $\hat{\Theta}_{(j,n,H)}$ of the JIE contains only one element. In other words, this result ensures that the function $\frac{1}{H} \sum_{h=1}^H \hat{\pi}(\theta, n, \omega_{h+jH})$ in (1) is injective for fixed (but possibly large) sample size n and fixed H . Lemma 1 formally states this result and its proof is given in Appendix A.

LEMMA 1: *Under Assumptions A_1 , B , C_1 and D_1 , for all $(j, H) \in \mathbb{N} \times \mathbb{N}^*$ and $n \in \mathbb{N}^*$ sufficiently large, the solution space $\hat{\Theta}_{(j,n,H)}$ is a singleton.*

Building on the identification result given in the above lemma, the following proposition states the equivalence of the JIE in (1) with the limit of the IB sequence in (3).

PROPOSITION 1: *Under Assumptions A_1 , B , C_1 and D_1 , for all $(j, H) \in \mathbb{N} \times \mathbb{N}^*$ and $n \in \mathbb{N}^*$ sufficiently large, the sequence $\{\tilde{\theta}_{(j,n,H)}^{(k)}\}_{k \in \mathbb{N}}$ is such that*

$$\tilde{\theta}_{(j,n,H)} = \lim_{k \rightarrow \infty} \tilde{\theta}_{(j,n,H)}^{(k)} = \hat{\theta}_{(j,n,H)}.$$

Moreover, there exists a real $\epsilon \in (0, 1)$ such that for any $k \in \mathbb{N}^*$

$$\left\| \tilde{\theta}_{(j,n,H)}^{(k)} - \hat{\theta}_{(j,n,H)} \right\|_2 = \mathcal{O}_p(p^{1/2} \epsilon^k).$$

The proof of this result is given in Appendix B. An important consequence of Proposition 1 is that the IB provides a computationally efficient algorithm to solve the optimization problem that defines the JIE in (1). In practical settings, the IB can often be applied to the estimation of complex models where standard optimization procedures used to solve (1) may fail to converge numerically (see e.g. Guerrier et al., 2018). Moreover, the IB procedure is generally much faster, since a consequence of Proposition 1 is that $\tilde{\theta}_{(j,n,H)}^{(k)}$ converges to $\hat{\theta}_{(j,n,H)}$ (in norm) at an exponential rate. However, the convergence of the algorithm may be slower when p is large.

3.2 Bias Correction Properties of the JIE

In this section we study the finite sample bias of the JIE $\hat{\theta}_{(j,n,H)}$. For this purpose, we first consider a slightly modified assumption framework where Assumptions A_1 and D_1 are modified, while Assumption B remains unchanged and Assumption C_1 becomes irrelevant. Firstly, the modified version of Assumption A_1 is as follows:

ASSUMPTION A₂: $\theta_0 \in \text{Int}(\Theta)$ and Θ is a convex and compact set such that

$$\underset{\theta \in \mathbb{R}^p \setminus \Theta}{\text{argzero}} \hat{\pi}(\theta_0, n, \omega_0) - \frac{1}{H} \sum_{h=1}^H \hat{\pi}(\theta, n, \omega_{h+jH}) = \emptyset.$$

This topological assumption is quite mild although stronger than necessary. Indeed, the convexity condition and the fact that θ_0 is required to be in the interior of Θ are convenient to ensure that expansions can be made between θ_0 and an arbitrary point in Θ . The rest of this assumption ensures that certain random variables that we will consider will be bounded. Clearly, Assumption A₂ implies Assumption A₁. Moving our focus to Assumption D₁, the latter is modified by imposing a different set of restrictions on the bias function.

ASSUMPTION D₂: Consider the functions $\mathbf{d}(\theta, n)$, $\mathbf{a}(\theta)$, $\mathbf{b}(\theta, n)$ and $\mathbf{r}(\theta, n)$ defined in (6) and (7) and let $\mathbf{R}(\theta, n) \equiv \frac{\partial}{\partial \theta} \mathbf{r}(\theta, n) \in \mathbb{R}^{p \times p}$ be the Jacobian matrix of $\mathbf{r}(\theta, n)$ in θ . These functions are, for all $\theta \in \Theta$, such that:

1. There exists a matrix $\mathbf{M} \in \mathbb{R}^{p \times p}$ and a vector $\mathbf{s} \in \mathbb{R}^p$ such that $\mathbf{a}(\theta) = \mathbf{M}\theta + \mathbf{s}$.
2. There exists a sample size $n^* \in \mathbb{N}^*$ and a real $\gamma > 0$ such that for all $n \in \mathbb{N}^*$ satisfying $n \geq n^*$, all $\theta \in \Theta$ and all $k, l = 1, \dots, p$, we have

$$\mathbf{r}_k(\theta, n) = \mathcal{O}(n^{-\gamma}) \quad \text{and} \quad \mathbf{R}_{k,l}(\theta, n) \text{ is continuous in } \theta \in \Theta.$$

3. There exists a sample size $n^* \in \mathbb{N}^*$ such that for all $n \in \mathbb{N}^*$ satisfying $n \geq n^*$:

- the matrix $(\mathbf{M} + \mathbf{L}(n) + \mathbf{I})^{-1}$ exists,
- $p^2 n^{-\gamma} < 1$.

Clearly, neither Assumption D₁ nor Assumption D₂ imply each other. The first part of Assumption D₂ imposes a restrictive form for the bias function $\mathbf{a}(\theta)$. If $\hat{\pi}(\theta_0, n, \omega)$ is a consistent estimator of θ_0 , then this restriction is automatically satisfied. However, the matrix \mathbf{M} may be such that $\|\mathbf{M}\|_F \geq 1$, thereby relaxing the contraction mapping hypothesis on $\mathbf{a}(\theta)$ given in Assumption D₁. The second part of Assumption D₂ implies that $\mathbf{r}(\theta, n)$ is continuous in $\theta \in \Theta$. Another consequence, taking into account Assumption A₂, is that $\mathbf{r}_k(\hat{\theta}_{(j,n,H)}, n)$ and $\mathbf{R}_{k,l}(\hat{\theta}_{(j,n,H)}, n)$ are bounded random variables for all $k, l = 1, \dots, p$. The last part of Assumption D₂ requires that the matrix $(\mathbf{M} + \mathbf{L}(n) + \mathbf{I})^{-1}$ exists when n is sufficiently large. This requirement is quite general and is, for example, satisfied if $\mathbf{a}(\theta)$ is relatively “small” compared to θ or if $\hat{\pi}(\theta_0, n, \omega)$ is a consistent estimator of θ_0 . Interestingly, this part of the assumption can be interpreted as requiring

that the matrix $(\mathbf{M} + \mathbf{I})^{-1}$ exists, which directly implies that the binding function $\boldsymbol{\pi}(\boldsymbol{\theta})$ is injective. Finally, in many practical settings it is reasonable⁵ to assume that $\gamma = 2$ and the condition that $p^2 n^{-\gamma} < 1$ is satisfied if $p/n < 1$ for sufficiently large n , which is less strict than the conditions in Assumption [D₁](#).

Under these new conditions, the unbiasedness of $\hat{\boldsymbol{\theta}}_{(j,n,H)}$ is established in Proposition [2](#) below in the case where p is bounded. The proof of this result is given in Appendix [C](#).

PROPOSITION 2: *Under Assumptions [A₂](#), [B](#) and [D₂](#), there exists a sample size $n^* \in \mathbb{N}^*$ such that for all $n \in \mathbb{N}^*$ satisfying $n \geq n^*$ and for all $(j, H) \in \mathbb{N} \times \mathbb{N}^*$, we have*

$$\left\| \mathbb{E} \left[\hat{\boldsymbol{\theta}}_{(j,n,H)} \right] - \boldsymbol{\theta}_0 \right\|_2 = 0.$$

It must be underlined that this proposition doesn't deliver any asymptotic argument as it is valid for any $n \in \mathbb{N}^*$ such that $n \geq n^*$. Therefore, this result shows that the JIE is unbiased in finite (but possibly large) sample sizes. Indeed, the requirement of $n \geq n^*$ is linked to Assumption [D₂](#) and if the second and third part of this assumption are satisfied for a given n^* , then the result holds for this n^* . In practical settings, the value n^* appears to be very small as in the majority of the simulated settings considered for this paper (some of which are shown in Sections [4](#), [5](#), [6](#)) the resulting estimator does indeed appear to be unbiased. Moreover, in the proof of Proposition [2](#) we actually show that for all $k \in \mathbb{N}^*$ we have $\left\| \mathbb{E} \left[\hat{\boldsymbol{\theta}}_{(j,n,H)} \right] - \boldsymbol{\theta}_0 \right\|_2 = \mathcal{O}((p^2 n^{-\gamma})^k)$, which implies that $\left\| \mathbb{E} \left[\hat{\boldsymbol{\theta}}_{(j,n,H)} \right] - \boldsymbol{\theta}_0 \right\|_2 = 0$. This result generalizes the results of [Guerrier et al. \(2018\)](#) who, under far more restrictive assumptions, showed that $\mathbb{E}[\hat{\boldsymbol{\theta}}_{(j,n,H)}] - \boldsymbol{\theta}_0$ is $\mathcal{O}(n^{-\delta})$, elementwise, where $\delta \in (2, 3]$.

At this point, we must highlight that Proposition [2](#) relies on the assumption that the asymptotic bias $\mathbf{a}(\boldsymbol{\theta})$ is sublinear, which can be quite restrictive. Nevertheless, in Section [3.3](#), we show that, under some additional conditions, $\hat{\boldsymbol{\theta}}_{(j,n,H)}$ is a consistent estimator of $\boldsymbol{\theta}_0$. Therefore, a possible approach that would guarantee an unbiased estimator is to obtain the JIE $\hat{\boldsymbol{\theta}}_{(j,n,H)}$ from an inconsistent auxiliary estimator $\hat{\boldsymbol{\pi}}(\boldsymbol{\theta}, n, \boldsymbol{\omega})$ and then to compute a new JIE with auxiliary estimator $\hat{\boldsymbol{\theta}}_{(j,n,H)}$. In practice however, this computationally intensive approach is probably unnecessary since the (one step) JIE appears to eliminate the bias almost completely when considering inconsistent auxiliary estimators $\hat{\boldsymbol{\pi}}(\boldsymbol{\theta}, n, \boldsymbol{\omega})$ (see e.g. Section [4](#)). In fact, we conjecture that for a larger class of asymptotic bias functions, Proposition [2](#) remains true, although the verification of this conjecture is left for further research.

⁵For example using the bias function proposed in [\(8\)](#) and assuming that the first term of the expansion $\mathbf{h}^{(1)}(\boldsymbol{\theta})$ is linear.

3.3 Consistency of the JIE

We now study the consistency properties of the JIE and, as for the previous section, we again slightly modify the assumption framework. More in detail, we impose stronger requirements on α and γ in Assumptions C_1 and D_2 .

ASSUMPTION C_2 : *Preserving the same definitions and requirements of Assumption C_1 , we additionally require that the constant α is such that*

$$\lim_{n \rightarrow \infty} \frac{p^{5/2}}{n^\alpha} = 0.$$

ASSUMPTION D_3 : *Preserving the same definitions and requirements of Assumption D_2 , we additionally require that the constant γ is such that*

$$\lim_{n \rightarrow \infty} \frac{p^{5/2}}{n^\gamma} = 0.$$

Using these assumptions, we present the following corollary to Proposition 2.

COROLLARY 1: *Under Assumptions A_2 , B , C_2 , and D_3 , $\hat{\boldsymbol{\theta}}_{(j,n,H)}$ is a consistent estimator of $\boldsymbol{\theta}_0$ for all $(j, H) \in \mathbb{N} \times \mathbb{N}^*$ in that for all $\varepsilon > 0$ and all $\delta > 0$, there exists a sample size $n^* \in \mathbb{N}^*$ such for all $n \in \mathbb{N}^*$ satisfying $n \geq n^*$ we have:*

$$\Pr \left(\|\hat{\boldsymbol{\theta}}_{(j,n,H)} - \boldsymbol{\theta}_0\|_2 \geq \varepsilon \right) \leq \delta.$$

The proof of this corollary is given in Appendix D. As discussed in Remark C, this corollary (similarly to Proposition 3 given further on) implies that when $p \rightarrow c < \infty$ as $n \rightarrow \infty$ we can simply write:

$$\lim_{n \rightarrow \infty} \Pr \left(\|\hat{\boldsymbol{\theta}}_{(j,n,H)} - \boldsymbol{\theta}_0\|_2 > \varepsilon \right) = 0.$$

However, in the case where $p \rightarrow \infty$ as $n \rightarrow \infty$, the statement is weaker in the sense that we cannot conclude that the limit exist but only that $\Pr(\|\hat{\boldsymbol{\theta}}_{(j,n,H)} - \boldsymbol{\theta}_0\|_2 > \varepsilon)$ is arbitrarily small.

Moreover, Corollary 1 shows that in the situation where $\alpha = 1/2$ and $\gamma = 2$, the estimator $\hat{\boldsymbol{\theta}}_{(j,n,H)}$ is consistent for $\boldsymbol{\theta}_0$ under the conditions of Proposition 2 and if

$$\lim_{n \rightarrow \infty} \frac{p^5}{n} = 0.$$

Nevertheless, this requirement can (in some sense) be relaxed as done in Proposition 3 which is based on Assumptions A_3 and D_4 (given below), and whose proof is provided in Appendix E.

ASSUMPTION A_3 : *Preserving the same definitions and requirements given in Assumption A_1 , we add the condition that Θ is closed.*

ASSUMPTION D_4 : *Preserving the same definitions given in Assumption D_1 and defining $c_n \equiv \max_{j=1,\dots,p} \mathbf{c}_j(n)$, we require that:*

1. $\mathbf{a}(\theta)$ is continuous and such that the function $\theta + \mathbf{a}(\theta)$ is injective,
2. the constant β and the sequence $\{c_n\}_{n \in \mathbb{N}^*}$ are such that

$$\lim_{n \rightarrow \infty} \frac{p^{3/2}}{n^\beta} = 0, \quad \text{and} \quad \lim_{n \rightarrow \infty} p^{1/2} c_n = 0.$$

The other requirements of Assumption D_1 remain unchanged.

As stated in the above Assumption D_4 , some requirements are the same as those in Assumption D_1 , namely that there exist real $\beta, \gamma > 0$ such that for all $\theta \in \Theta$, we have, for all $k, l = 1, \dots, p$,

$$\mathbf{L}_{k,l}(n) = \mathcal{O}(n^{-\beta}), \quad \mathbf{r}_k(\theta, n) = \mathcal{O}(n^{-\gamma}) \quad \text{and} \quad \lim_{n \rightarrow \infty} \frac{p^{1/2}}{n^\gamma} = 0.$$

It can be noticed that Assumption A_3 ensures that Θ is compact while, compared to Assumption D_1 , Assumption D_4 firstly relaxes the condition on $\mathbf{a}(\theta)$, then imposes stronger requirements on β and finally imposes a condition on the vector $\mathbf{c}(n)$. Clearly, Assumption A_1 implies Assumption A_3 while, on the contrary, Assumptions D_1 and D_4 don't mutually imply each other. In the situation where $\alpha = 1/2$, $\beta = 1$, $\gamma = 2$ and $\mathbf{c}(n) = \mathbf{0}$, Assumption D_4 (on which Proposition 3 is based) is satisfied if

$$\lim_{n \rightarrow \infty} \frac{p^{3/2}}{n} = 0,$$

which relaxes (in some sense) the condition required in Corollary 1.

PROPOSITION 3: *Under Assumptions A_3 , B , C_1 and D_4 , $\hat{\theta}_{(j,n,H)}$ is a consistent estimator of θ_0 for all $(j, H) \in \mathbb{N} \times \mathbb{N}^*$ in the same sense as in Corollary 1.*

Having discussed the consistency of the JIE, the next section tackles the asymptotic normality of this estimator.

3.4 Asymptotic Normality of the JIE

In order to study the asymptotic normality of the JIE we need to again modify the assumption framework one final time. Indeed, to derive this result, some of the assumptions are modified in order to incorporate additional requirements on the auxiliary estimator.

Before introducing the next assumption we define various quantities. First, we let

$$\Sigma(\boldsymbol{\theta}, n) \equiv \text{var} \left(\sqrt{n} \mathbf{v}(\boldsymbol{\theta}, n, \boldsymbol{\omega}) \right),$$

where $\Sigma(\boldsymbol{\theta}, n)$ is nonsingular. Then, using this definition, we introduce the following quantity

$$Y(\boldsymbol{\theta}, n, \boldsymbol{\omega}, \mathbf{u}) \equiv \sqrt{n} \mathbf{u}^T \Sigma(\boldsymbol{\theta}, n)^{-1/2} \mathbf{v}(\boldsymbol{\theta}, n, \boldsymbol{\omega}),$$

where $\mathbf{u} \in \mathbb{R}^p$ is such that $\|\mathbf{u}\|_2 = 1$. Clearly, from the definition of $\mathbf{v}(\boldsymbol{\theta}, n, \boldsymbol{\omega})$ we have that $\mathbb{E}[Y(\boldsymbol{\theta}, n, \boldsymbol{\omega}, \mathbf{u})] = 0$. Therefore, without loss of generality we can always decompose $Y(\boldsymbol{\theta}, n, \boldsymbol{\omega}, \mathbf{u})$ as follows:

$$Y(\boldsymbol{\theta}, n, \boldsymbol{\omega}, \mathbf{u}) = Z(\boldsymbol{\theta}, n, \boldsymbol{\omega}, \mathbf{u}) + \delta_n W(\boldsymbol{\theta}, n, \boldsymbol{\omega}, \mathbf{u}), \quad (9)$$

where $W(\boldsymbol{\theta}, n, \boldsymbol{\omega}, \mathbf{u})$ and $Z(\boldsymbol{\theta}, n, \boldsymbol{\omega}, \mathbf{u})$ are zero mean random variables and $(\delta_n) \in \mathfrak{D}$ where

$$\mathfrak{D} \equiv \left\{ (\delta_n)_{n \in \mathbb{N}^*} \mid \delta_n \in \mathbb{R} \setminus (-\infty, 0) \forall n, \delta_l \geq \delta_k \text{ if } l < k \text{ and } \lim_{n \rightarrow \infty} \delta_n = 0 \right\}.$$

In the assumption below we restrict the behaviour of $\mathbf{v}(\boldsymbol{\theta}, n, \boldsymbol{\omega})$ and in particular we require that it satisfies a specific Gaussian approximation based on the decomposition considered in (9).

ASSUMPTION C₃: *Preserving the requirements of Assumption C₁ we add the following conditions on $\mathbf{v}(\boldsymbol{\theta}, n, \boldsymbol{\omega})$. With $n \in \mathbb{N}^*$, there exists a sample size $n^* \in \mathbb{N}^*$ such that:*

1. *For all $\boldsymbol{\theta} \in \boldsymbol{\Theta}$ and all $n \geq n^*$, the matrix $\Sigma(\boldsymbol{\theta}, n)$ exists, is nonsingular and is such that $\Sigma_{k,l}(\boldsymbol{\theta}, n) = \mathcal{O}(1)$ for all $k, l = 1, \dots, p$.*
2. *For all $(\boldsymbol{\theta}, \boldsymbol{\omega}) \in \boldsymbol{\Theta} \times \boldsymbol{\Omega}$ and all $n \geq n^*$, the Jacobian matrix $\mathbf{V}(\boldsymbol{\theta}, n, \boldsymbol{\omega}) \equiv \frac{\partial}{\partial \boldsymbol{\theta}^T} \mathbf{v}(\boldsymbol{\theta}, n, \boldsymbol{\omega})$ exists and is continuous in $\boldsymbol{\theta} \in \boldsymbol{\Theta}$.*
3. *Considering the decomposition in (9), then for all $\mathbf{u} \in \mathbb{R}^p$ such that $\|\mathbf{u}\|_2 = 1$, there exist sequences $(\delta_n) \in \mathfrak{D}$, as well as a random variable $W(\boldsymbol{\theta}, n, \boldsymbol{\omega}, \mathbf{u}) = \mathcal{O}_p(1)$ with existing second moment, such that $Z(\boldsymbol{\theta}, n, \boldsymbol{\omega}, \mathbf{u})$ is a standard normal random variable.*

The first requirement of Assumption C₃ is quite mild and commonly assumed as it simply

requires that $\Sigma(\theta, n)$ is a suitable covariance matrix. In addition, it implies that $\mathbf{v}(\theta, n, \omega) = \mathcal{O}_p(n^{-1/2})$, elementwise. Similarly to the discussion following Assumption **D₂**, our second requirement ensures that $\mathbf{V}_{k,l}(\hat{\theta}_{(j,n,H)}, n, \omega)$ is a bounded random variable for all $k, l = 1, \dots, p$ and all $(n, \omega) \in \mathbb{N}^* \times \Omega$. The third condition of Assumption **C₃** describes how “close” $\mathbf{v}(\theta, n, \omega)$ is to a multivariate normal distribution. Such an assumption is quite strong and may not always be satisfied. In the case where $p \rightarrow c < \infty$ as $n \rightarrow \infty$, our requirement on the distribution of $\mathbf{v}(\theta, n, \omega)$ can simply be expressed as

$$\sqrt{n}\mathbf{v}(\theta, n, \omega) \xrightarrow{d} \mathcal{N}(\mathbf{0}, \Sigma(\theta)),$$

where $\Sigma(\theta) \equiv \lim_{n \rightarrow \infty} \Sigma(\theta, n)$. Finally, Assumption **C₃** clearly implies Assumption **C₁** but not necessarily Assumption **C₂**.

In the next assumption, we impose an additional requirement on the bias of the auxiliary estimator and for this purpose we introduce the following notation. Let $\mathbf{f}(\theta) : \Theta \rightarrow \mathbb{R}^p$ and $\mathbf{F}(\theta) \equiv \frac{\partial}{\partial \theta^T} \mathbf{f}(\theta) \in \mathbb{R}^{p \times p}$ be its Jacobian matrix. Then, we define $\mathbf{F}(\theta^{(\mathbf{f})})$ such that when using the multivariate mean value theorem between $\hat{\theta}_{(j,n,H)}$ and θ_0 we obtain

$$\mathbf{f}(\hat{\theta}_{(j,n,H)}) = \mathbf{f}(\theta_0) + \mathbf{F}(\theta^{(\mathbf{f})}) (\hat{\theta}_{(j,n,H)} - \theta_0). \quad (10)$$

Therefore, $\theta^{(\mathbf{f})}$ corresponds to a set of p vectors lying in the segment $(1 - \lambda)\hat{\theta}_{(j,n,H)} + \lambda\theta_0$ for $\lambda \in [0, 1]$ (with respect to the function \mathbf{f}). Keeping the latter notation in mind (for a generic function \mathbf{f}), we provide the following assumption.

ASSUMPTION D₅: *There exists a sample size $n^* \in \mathbb{N}^*$ such that for all $n \in \mathbb{N}^*$ satisfying $n \geq n^*$ and all $\theta \in \Theta$, the Jacobian matrices $\mathbf{A}(\theta) \equiv \frac{\partial}{\partial \theta^T} \mathbf{a}(\theta)$ and $\mathbf{R}(\theta, n) \equiv \frac{\partial}{\partial \theta^T} \mathbf{r}(\theta, n)$ exist and are continuous. Moreover, we require that for all $\mathbf{u} \in \mathbb{R}^p$ with $\|\mathbf{u}\|_2 = 1$, there exists a sequence $(\delta_n) \in \mathfrak{D}$ such that for all $(H, \omega) \in \mathbb{N}^* \times \Omega$*

$$\sqrt{n} \left(1 + \frac{1}{H}\right)^{-1/2} \mathbf{u}^T \Sigma(\theta_0, n)^{-1/2} [\mathbf{B}(\theta_0, n) - \mathbf{B}(\theta^{(\mathbf{a}, \mathbf{r})}, n)] (\hat{\theta}_{(j,n,H)} - \theta_0) = \mathcal{O}_p(\delta_n), \quad (11)$$

where $\mathbf{B}(\theta, n) \equiv \mathbf{I} + \mathbf{A}(\theta) + \mathbf{L}(n) + \mathbf{R}(\theta, n)$ and $\mathbf{B}(\theta^{(\mathbf{a}, \mathbf{r})}, n) \equiv \mathbf{I} + \mathbf{A}(\theta^{(\mathbf{a})}) + \mathbf{L}(n) + \mathbf{R}(\theta^{(\mathbf{r})}, n)$.

Assumption **D₅** allows us to quantify how “far” the matrices $\mathbf{B}(\theta_0, n)$ and $\mathbf{B}(\hat{\theta}_{(j,n,H)}, n)$ are from each other. In the case where $p \rightarrow c < \infty$ as $n \rightarrow \infty$, the consistency of $\hat{\theta}_{(j,n,H)}$ and the continuity of $\mathbf{B}(\theta) \equiv \lim_{n \rightarrow \infty} \mathbf{B}(\theta, n)$ in θ_0 would be sufficient so that Assumption **D₅** would not be needed to establish the asymptotic distribution of $\hat{\theta}_{(j,n,H)}$. However, when $p \rightarrow \infty$ as $n \rightarrow \infty$ the requirement in (11) can be strong and difficult to verify for a specific model and auxiliary estimator.

Having stated this, the following proposition defines the distribution of the JIE estimator.

PROPOSITION 4: Under Assumptions [A₂](#), [B](#), [C₃](#) and [D₅](#), for all $\mathbf{u} \in \mathbb{R}^p$ such that $\|\mathbf{u}\|_2 = 1$, there exist a sample size $n^* \in \mathbb{N}^*$ and a sequence $(\delta_n) \in \mathfrak{D}$ such that for all $n \in \mathbb{N}^*$ satisfying $n \geq n^*$ we have

$$\sqrt{n} \left(1 + \frac{1}{H}\right)^{-1/2} \mathbf{u}^T \boldsymbol{\Sigma}(\boldsymbol{\theta}_0, n)^{-1/2} \mathbf{B}(\boldsymbol{\theta}_0, n) \left(\hat{\boldsymbol{\theta}}_{(j,n,H)} - \boldsymbol{\theta}_0\right) \stackrel{d}{=} Z + \delta_n \mathcal{O}_{\mathbb{P}} \left(\max \left(1, \frac{p^2}{\sqrt{H}}\right) \right),$$

where $Z \sim \mathcal{N}(0, 1)$.

The proof of this result is given in Appendix [F](#). Proposition [4](#) provides an approximation of the distribution of $\hat{\boldsymbol{\theta}}_{(j,n,H)}$ that can be used in the following way. As discussed in Remark [C](#), when $p \rightarrow c < \infty$ as $n \rightarrow \infty$, Proposition [4](#) simply states that

$$\sqrt{n} \left(\hat{\boldsymbol{\theta}}_{(j,n,H)} - \boldsymbol{\theta}_0\right) \stackrel{d}{\rightarrow} \mathcal{N}(\mathbf{0}, \boldsymbol{\Xi}_H),$$

where

$$\boldsymbol{\Xi}_H \equiv \left(1 + \frac{1}{H}\right) \mathbf{B}(\boldsymbol{\theta}_0)^{-1} \boldsymbol{\Sigma}(\boldsymbol{\theta}_0) \mathbf{B}(\boldsymbol{\theta}_0)^{-1}, \quad (12)$$

provided that $\mathbf{B}(\boldsymbol{\theta})$ is continuous in $\boldsymbol{\theta}_0$ and $\mathbf{B}(\boldsymbol{\theta}_0)$ is non-singular. The estimation of $\boldsymbol{\Xi}_H$ is discussed, for example, in [Gourieroux et al. \(1993\)](#) (see also [Genton and de Luna, 2000](#)). When $p \rightarrow \infty$ as $n \rightarrow \infty$, one needs to additionally assume that $H = \mathcal{O}(p^4)$ in order for the Gaussian approximation in Proposition [4](#) to hold. This therefore suggests that the “quality” (and validity) of the approximation depends on H when p is large. However, the conditions of Proposition [4](#) are sufficient but may not be necessary thereby implying that $H = \mathcal{O}(p^4)$ may not always be needed as a condition for this approximation.

REMARK E: In the proof of Proposition [4](#) we show that

$$\sqrt{n} \left(1 + \frac{1}{H}\right)^{-1/2} \mathbf{u}^T \boldsymbol{\Sigma}(\boldsymbol{\theta}_0, n)^{-1/2} \mathbf{B}(\boldsymbol{\theta}^{(\mathbf{a}, \mathbf{r})}, n) \left(\hat{\boldsymbol{\theta}}_{(j,n,H)} - \boldsymbol{\theta}_0\right) \stackrel{d}{=} Z + \delta_n \mathcal{O}_{\mathbb{P}} \left(\max \left(1, \frac{p^2}{\sqrt{H}}\right) \right). \quad (13)$$

By combining this result with Assumption [D₅](#) the statement of the proposition directly follows. As a result, Assumption [D₅](#) is not strictly necessary for the Gaussian approximation of the distribution of $\hat{\boldsymbol{\theta}}_{(j,n,H)}$. However, while this assumption is strong, it is quite convenient to deliver a reasonable approximation of $\mathbf{B}(\boldsymbol{\theta}^{(\mathbf{a}, \mathbf{r})}, n)$ when p is allowed to diverge, since the applicability of [\(13\)](#) is quite limited in practice.

3.5 Main Results

The results presented so far can now be combined to deliver the three main theorems of this paper. These refer to the statistical properties of $\tilde{\theta}_{(j,n,H)}$ defined in (3) (i.e. the limit in k of $\tilde{\theta}_{(j,n,H)}^{(k)}$), namely its unbiasedness (in finite samples), its consistency and its asymptotic normality. In order to state these properties we formulate a new set of assumptions which simply consists in a combination of those given in the previous sections. More precisely, we construct one assumption on the topology of Θ and three assumptions on the form of the bias of the auxiliary estimator. Given the amount of assumptions and the different assumption frameworks, as a support to the reader, Figure 1 provides an overview of the different frameworks that include the new assumptions (delivered further on) and their different implications and combination structure. For each new framework structure we state its relative theorem whose proofs are omitted given that they are a direct consequence of the results in the previous sections.

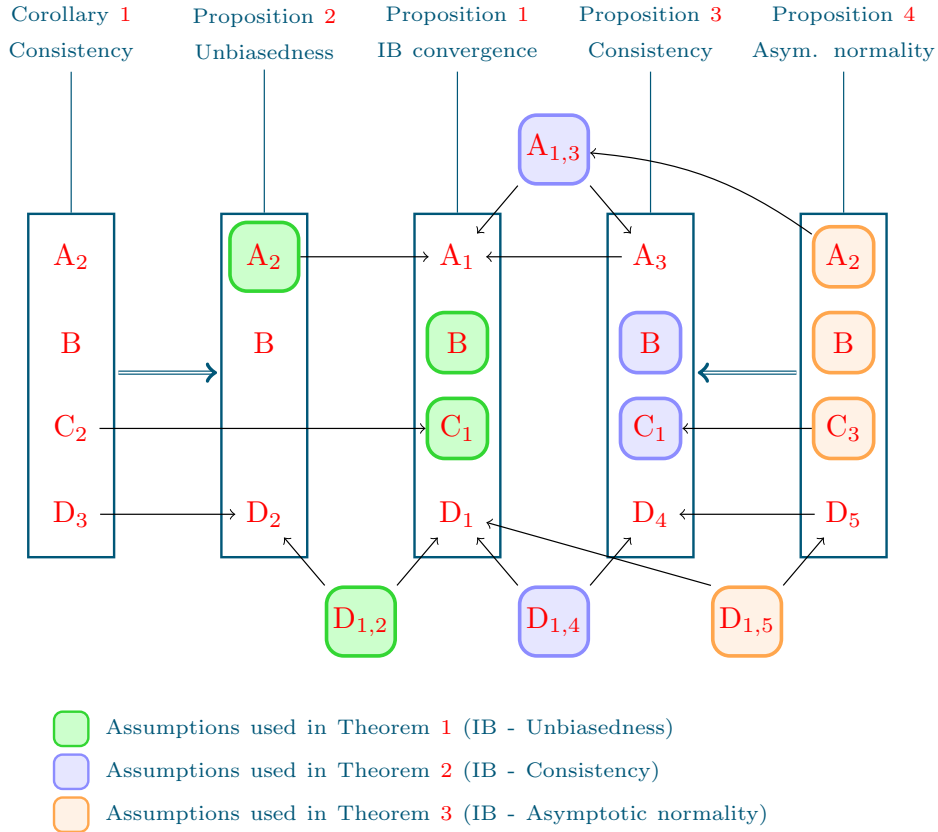


Figure 1: Illustration of the implication links (arrows) of the different assumptions used in Sections 3.1 to 3.4 and construction of the sufficient conditions $A_{1,3}$, $D_{1,2}$, $D_{1,4}$ and $D_{1,5}$, needed for Theorems 1 to 3. The double arrows are used to denote implication of boxes (i.e. a set of assumptions) while simple arrows are used to represent implications between assumptions. The color boxes are used to highlight the assumptions used in Theorems 1 to 3.

Based on the above premise, we consider the new assumption needed to derive the unbiasedness

of $\tilde{\boldsymbol{\theta}}_{(j,n,H)}$. This assumption concerns the form of the bias of the auxiliary estimator. Before introducing Assumption **D_{1,2}**, we briefly recall that the bias function $\mathbf{d}(\boldsymbol{\theta}, n)$ can be decomposed as $\mathbf{d}(\boldsymbol{\theta}, n) = \mathbf{a}(\boldsymbol{\theta}) + \mathbf{c}(n) + \mathbf{L}(n)\boldsymbol{\theta} + \mathbf{r}(\boldsymbol{\theta}, n)$, where $\mathbf{a}(\boldsymbol{\theta})$, $\mathbf{c}(n)$ and $\mathbf{r}(\boldsymbol{\theta}, n) \in \mathbb{R}^p$ and $\mathbf{L}(n) \in \mathbb{R}^{p \times p}$.

ASSUMPTION **D_{1,2}**: *The bias function $\mathbf{d}(\boldsymbol{\theta}, n)$ is such that:*

1. *There exists a matrix $\mathbf{M} \in \mathbb{R}^{p \times p}$ with $\|\mathbf{M}\|_F < 1$ and a vector $\mathbf{s} \in \mathbb{R}^p$ such that*

$$\mathbf{a}(\boldsymbol{\theta}) = \mathbf{M}\boldsymbol{\theta} + \mathbf{s}.$$

2. *The Jacobian matrix $\mathbf{R}(\boldsymbol{\theta}, n) \equiv \frac{\partial}{\partial \boldsymbol{\theta}^\top} \mathbf{r}(\boldsymbol{\theta}, n)$ exists for all $(\boldsymbol{\theta}, n) \in \boldsymbol{\Theta} \times \mathbb{N}^*$ and $\mathbf{R}_{k,l}(\boldsymbol{\theta}, n)$ is continuous in $\boldsymbol{\theta} \in \boldsymbol{\Theta}$ for any $k, l = 1, \dots, p$. Moreover, there exist real $\beta, \gamma > 0$ such that for all $\boldsymbol{\theta} \in \boldsymbol{\Theta}$ and any $k, l = 1, \dots, p$, we have*

$$\mathbf{L}_{k,l}(n) = \mathcal{O}(n^{-\beta}), \quad \mathbf{r}_k(\boldsymbol{\theta}, n) = \mathcal{O}(n^{-\gamma}), \quad \text{and} \quad \lim_{n \rightarrow \infty} \frac{p}{n^\beta} = 0.$$

3. *There exists a sample size $n^* \in \mathbb{N}^*$ such that for all $n \in \mathbb{N}^*$ satisfying $n \geq n^*$*

- *the matrix $(\mathbf{M} + \mathbf{L}(n) + \mathbf{I})^{-1}$ exists,*
- *$p^2 n^{-\gamma} < 1$.*

With the assumptions we can now deliver Theorem **1** that states the unbiasedness of $\tilde{\boldsymbol{\theta}}_{(j,n,H)}$.

THEOREM 1: *Under Assumptions **A₂**, **B**, **C₁**, **D_{1,2}**, $\tilde{\boldsymbol{\theta}}_{(j,n,H)}$ is an unbiased estimator of $\boldsymbol{\theta}_0$ in that for all $n \in \mathbb{N}^*$ such that $n \geq n^*$ and for all $(j, H) \in \mathbb{N} \times \mathbb{N}^*$, we have*

$$\left\| \mathbb{E} \left[\tilde{\boldsymbol{\theta}}_{(j,n,H)} \right] - \boldsymbol{\theta}_0 \right\|_2 = 0.$$

We now focus on the consistency of $\tilde{\boldsymbol{\theta}}_{(j,n,H)}$ and, for this purpose, we state the following assumptions.

ASSUMPTION **A_{1,3}**: *Let $\boldsymbol{\Theta}$ be compact and such that*

$$\arg\text{zero}_{\boldsymbol{\theta} \in \mathbb{R}^p \setminus \boldsymbol{\Theta}} \hat{\boldsymbol{\pi}}(\boldsymbol{\theta}_0, n, \boldsymbol{\omega}_0) - \frac{1}{H} \sum_{h=1}^H \hat{\boldsymbol{\pi}}(\boldsymbol{\theta}, n, \boldsymbol{\omega}_{h+jH}) = \emptyset.$$

ASSUMPTION **D_{1,4}**: *The bias function $\mathbf{d}(\boldsymbol{\theta}, n)$ is such that:*

1. *The function $\mathbf{a}(\boldsymbol{\theta})$ is continuous and such that the function $\boldsymbol{\theta} + \mathbf{a}(\boldsymbol{\theta})$ is injective.*

2. There exist real $\beta, \gamma > 0$ such that for all $\boldsymbol{\theta} \in \boldsymbol{\Theta}$ and any $k, l = 1, \dots, p$, we have

$$\mathbf{L}_{k,l}(n) = \mathcal{O}(n^{-\beta}), \quad \mathbf{r}_k(\boldsymbol{\theta}, n) = \mathcal{O}(n^{-\gamma}) \quad \text{and} \quad \lim_{n \rightarrow \infty} \frac{p}{n^\beta} = 0.$$

3. Defining $c_n \equiv \max_{j=1, \dots, p} \mathbf{c}_j(n)$ for all $n \in \mathbb{N}^*$, we require that the constant β and the sequence $\{c_n\}_{n \in \mathbb{N}^*}$ are such that

$$\lim_{n \rightarrow \infty} \frac{p^{3/2}}{n^\beta} = 0, \quad \text{and} \quad \lim_{n \rightarrow \infty} p^{1/2} c_n = 0.$$

Again, using these new assumptions we can deliver the next theorem that states the consistency properties of $\tilde{\boldsymbol{\theta}}_{(j,n,H)}$.

THEOREM 2: Under Assumptions $\mathbf{A}_{1,3}$, \mathbf{B} , \mathbf{C}_1 , and $\mathbf{D}_{1,4}$, $\tilde{\boldsymbol{\theta}}_{(j,n,H)}$ is a consistent estimator of $\boldsymbol{\theta}_0$ in that for all $(j, H) \in \mathbb{N} \times \mathbb{N}^*$, for all $\varepsilon > 0$ and all $\delta > 0$ there exists a sample size $n^* \in \mathbb{N}^*$ such that for all $n \in \mathbb{N}^*$ satisfying $n \geq n^*$:

$$\Pr \left(\left\| \tilde{\boldsymbol{\theta}}_{(j,n,H)} - \boldsymbol{\theta}_0 \right\|_2 > \varepsilon \right) \leq \delta.$$

Finally we For the asymptotic normality of $\tilde{\boldsymbol{\theta}}_{(j,n,H)}$, we state the following assumptions.

ASSUMPTION D_{1,5}: The bias function $\mathbf{d}(\boldsymbol{\theta}, n)$ is such that:

1. The function $\mathbf{a}(\boldsymbol{\theta})$ is a contraction map in that for any $\boldsymbol{\theta}_1, \boldsymbol{\theta}_2 \in \boldsymbol{\Theta}$ such that $\boldsymbol{\theta}_1 \neq \boldsymbol{\theta}_2$ we have

$$\left\| \mathbf{a}(\boldsymbol{\theta}_2) - \mathbf{a}(\boldsymbol{\theta}_1) \right\|_2 < \left\| \boldsymbol{\theta}_2 - \boldsymbol{\theta}_1 \right\|_2.$$

2. There exist real $\beta, \gamma > 0$ such that for all $\boldsymbol{\theta} \in \boldsymbol{\Theta}$ and any $k, l = 1, \dots, p$, we have

$$\mathbf{L}_{k,l}(n) = \mathcal{O}(n^{-\beta}), \quad \mathbf{r}_k(\boldsymbol{\theta}, n) = \mathcal{O}(n^{-\gamma}), \quad \lim_{n \rightarrow \infty} \frac{p}{n^\beta} = 0, \quad \text{and} \quad \lim_{n \rightarrow \infty} \frac{p^{1/2}}{n^\gamma} = 0.$$

3. There exists a sample size $n^* \in \mathbb{N}^*$ such that the Jacobian matrices $\mathbf{A}(\boldsymbol{\theta}) \equiv \frac{\partial}{\partial \boldsymbol{\theta}^T} \mathbf{a}(\boldsymbol{\theta})$ and $\mathbf{R}(\boldsymbol{\theta}, n) \equiv \frac{\partial}{\partial \boldsymbol{\theta}^T} \mathbf{r}(\boldsymbol{\theta}, n)$ exist and are continuous for all $n \in \mathbb{N}^*$ satisfying $n \geq n^*$ and all $\boldsymbol{\theta} \in \boldsymbol{\Theta}$. Moreover, we require that for all $\mathbf{u} \in \mathbb{R}^p$ with $\|\mathbf{u}\|_2 = 1$, there exists a sequence $(\delta_n) \in \mathfrak{D}$ such that for all $(H, \boldsymbol{\omega}) \in \mathbb{N}^* \times \boldsymbol{\Omega}$

$$\sqrt{n} \left(1 + \frac{1}{H} \right)^{-1/2} \mathbf{u}^T \boldsymbol{\Sigma}(\boldsymbol{\theta}_0, n)^{-1/2} \left[\mathbf{B}(\boldsymbol{\theta}_0, n) - \mathbf{B}(\boldsymbol{\theta}^{(\mathbf{a}, \mathbf{r})}, n) \right] (\tilde{\boldsymbol{\theta}}_{(j,n,H)} - \boldsymbol{\theta}_0) = \mathcal{O}_p(\delta_n),$$

where $\mathbf{B}(\boldsymbol{\theta}, n) \equiv \mathbf{A}(\boldsymbol{\theta}) + \mathbf{R}(\boldsymbol{\theta}, n)$ and $\mathbf{B}(\boldsymbol{\theta}^{(\mathbf{a}, \mathbf{r})}, n) \equiv \mathbf{A}(\boldsymbol{\theta}^{(\mathbf{a})}) + \mathbf{R}(\boldsymbol{\theta}^{(\mathbf{r})}, n)$.

Theorem 3 below states the asymptotic normality of $\tilde{\boldsymbol{\theta}}_{(j, n, H)}$.

THEOREM 3: *Under Assumptions A_2 , B , C_3 and $D_{1,5}$, for all $\mathbf{u} \in \mathbb{R}^p$ such that $\|\mathbf{u}\|_2 = 1$, there exist a sample size $n^* \in \mathbb{N}^*$ and a sequence $(\delta_n) \in \mathfrak{D}$ such that for all $n \in \mathbb{N}^*$ satisfying $n \geq n^*$ we have*

$$\sqrt{n} \left(1 + \frac{1}{H}\right)^{-1/2} \mathbf{u}^T \boldsymbol{\Sigma}(\boldsymbol{\theta}_0, n)^{-1/2} \mathbf{B}(\boldsymbol{\theta}_0, n) \left(\tilde{\boldsymbol{\theta}}_{(j, n, H)} - \boldsymbol{\theta}_0\right) \stackrel{d}{=} Z + \delta_n \mathcal{O}_p \left(\max \left(1, \frac{p^2}{\sqrt{H}}\right) \right),$$

where $Z \sim \mathcal{N}(0, 1)$.

4. CLASSICAL AND ROBUST BIAS-CORRECTED ESTIMATORS FOR THE LOGISTIC REGRESSION MODEL

The aim of this section is to use the general framework developed in the previous sections to the case of parameter's estimation for the logistic regression model (Nelder and Wedderburn, 1972; McCullagh and Nelder, 1989), which is one of the most frequently used model for binary response variables conditionally on a set of predictors. However, it is well known that in some quite frequent practical situations, the MLE is biased or its computation can become very unstable, especially when performing some type of resampling scheme for inference. The underlying reasons are diverse, but the main ones are the possibly large p/n ratio, separability (leading to regression slopes estimates of infinite value) and data contamination (robustness).

The first two sources are often confounded and practical solutions are continuously sought to overcome the difficulty in performing “reasonable” inference. For example, in medical studies, the biased MLE together with the problem of separability, has led to a rule of thumb called the number of Events Per Variable (EPV), that is the number of occurrences of the least frequent event over the number of predictors, which is used in practice to choose the maximal number of predictors one is “allowed” to use in a logistic regression model (see e.g. Austin and Steyerberg, 2017 and the references therein⁶).

The problem of separation or near separation in logistic regression is linked to the existence of the MLE which is not always guaranteed (see Silvapulle, 1981; Albert and Anderson, 1984; Santner and Duffy, 1986; Zeng, 2017). Alternative conditions for the existence of the MLE have been recently developed in Candès and Sur (2018) (see also Sur and Candès, 2018). In order to

⁶In particular, see also Peduzzi et al. (1996); Bull et al. (1997); Steyerberg et al. (1999); Greenland (2000); Vittinghoff and McCulloch (2007); Courvoisier et al. (2011); Lyles et al. (2012); Pavlou et al. (2015); Greenland et al. (2016).

detect separation, several approaches have been proposed (see for instance, [Lesaffre and Albert, 1989](#); [Kolassa, 1997](#); [Christmann and Rousseeuw, 2001](#)). The bias correction proposed by [Firth \(1993\)](#) has the additional natural property that it is not subject to the problem of separability⁷. However, as noticed in for example [Pavlou et al. \(2016\)](#); [Rahman and Sultana \(2017\)](#); [Puhr et al. \(2017\)](#), in the case of rare events, i.e. when the response classes are unbalanced (for example a positive outcome $\mathbf{Y}_i = 1$ occurs say only 5% of the times), the corrected MLE can suffer from a bias towards one-half in the predicted probabilities. This is because it can be seen as a penalized MLE with Jeffreys invariant prior ([Jeffreys, 1946](#)), which is also the case with other penalized MLE proposed for the logistic regression model (see e.g. [Le Cessie, 1992](#); [Gelman et al., 2008](#); [Cadigan and Bataineh, 2012](#)).

Moreover, the MLE is known to be sensitive to slight model deviations that take the form of outliers in the data, so that several robust estimators for the logistic regression model and more generally for GLM, have been proposed (see e.g. [Cantoni and Ronchetti \(2001\)](#); [Cížek \(2008\)](#); [Heritier et al. \(2009\)](#) and the references therein⁸).

Despite all the proposals for finite sample bias correction, separation and data contamination problems, no estimator is so far able to handle the three potential sources of biases altogether. In this section, we propose a simple adaptation of available estimators that we put in the framework of the JIE. Although our choices are certainly not the best ones, they at least guarantee, at a reasonable computational cost, estimators that have a reduced finite sample bias comparable, for example, to the implementation of [Firth \(1993\)](#) by [Kosmidis and Firth \(2009\)](#) (see also [Kosmidis and Firth, 2010](#)) in favourable settings. Moreover, their performance in terms of mean squared error appears to improve in contaminated and unbalanced settings.

4.1 Bias corrected estimators

Consider the logistic regression model with (observed) response $\mathbf{Y}(\boldsymbol{\beta}_0, n, \boldsymbol{\omega}_0)$ (with $\mathbf{Y}_i(\boldsymbol{\beta}_0, n, \boldsymbol{\omega}_0)$, for $i = 1, \dots, n$, as its elements) and linear predictor $\mathbf{X}\boldsymbol{\beta}$, \mathbf{X} being an $n \times p$ matrix of fixed covariates with row $\mathbf{x}_i, i = 1, \dots, n$, and with logit link $\mathbb{E}[\mathbf{Y}_i(\boldsymbol{\beta}, n, \boldsymbol{\omega})] \equiv \mu_i(\boldsymbol{\beta}) = \exp(\mathbf{x}_i\boldsymbol{\beta}) / (1 + \exp(\mathbf{x}_i\boldsymbol{\beta}))$,

⁷It has been proposed in several places as an alternative to the MLE; see e.g. [Heinze and Schemper \(2002\)](#); [Bull et al. \(2002a\)](#); [Heinze \(2006\)](#); [Bull et al. \(2007\)](#); [Heinze and Puhr \(2010\)](#); [Wang \(2014\)](#); [Greenland and Mansournia \(2015\)](#).

⁸Actually, many robust estimators have been proposed for the logistic regression in particular, and for the GLM in general; see e.g. [Pregibon \(1981, 1982\)](#); [Stefanski et al. \(1986\)](#); [Copas \(1988\)](#); [Kuensch et al. \(1989\)](#); [Morgenthaler \(1992\)](#); [Carroll and Pederson \(1993\)](#); [Christmann \(1994\)](#); [Bianco and Yohai \(1996\)](#); [Markatou et al. \(1997\)](#); [Kordzakhia et al. \(2001\)](#); [Adimari and Ventura \(2001\)](#); [Victoria-Feser \(2002\)](#); [Rousseeuw and Christmann \(2003\)](#); [Croux and Haesbroeck \(2003\)](#); [Gervini \(2005\)](#); [Hobza et al. \(2008\)](#); [Bergesio and Yohai \(2011\)](#); [Hosseinian and Morgenthaler \(2011\)](#); [Tabatabai et al. \(2014\)](#) (and for categorical covariates, one can use the MGP estimator of [Victoria-Feser and Ronchetti, 1997](#)). Another type of robust estimators is based on weights that are proportional to the model density through density power divergence measures (see [Windham, 1995](#); [Basu et al., 1998](#); [Choi et al., 2000](#); [M. C. Jones et al., 2001](#)), and for the (polytomous) logistic regression model, see e.g. [Bondell \(2005\)](#); [Ghosh et al. \(2016\)](#); [Castilla et al. \(2018\)](#). The quantity of proposals might indicate that considering robustness properties only, for these models, is not sufficient to provide suitable estimators in practical settings.

for all $\omega \in \Omega$. The MLE for β is given by

$$\begin{aligned}\hat{\pi}(\beta_0, n, \omega_0) &\equiv \underset{\beta}{\text{argzero}} \frac{1}{n} \sum_{i=1}^n \mathbf{x}_i [\mathbf{Y}_i(\beta_0, n, \omega_0) - \mu_i(\beta)] \\ &= \underset{\beta}{\text{argzero}} \frac{1}{n} \sum_{i=1}^n \mathbf{x}_i \left[\mathbf{Y}_i(\beta_0, n, \omega_0) - \frac{\exp(\mathbf{x}_i \beta)}{1 + \exp(\mathbf{x}_i \beta)} \right],\end{aligned}\quad (14)$$

and can be used as auxiliary estimator in (1) together with the IB in (3). The MLE in (14) can also be written as an M -estimator (Huber, 1981) with corresponding ψ -function given by

$$\psi_{\hat{\pi}}(\mathbf{Y}_i(\beta_0, n, \omega_0); \mathbf{x}_i, \beta) = \mathbf{x}_i [\mathbf{Y}_i(\beta_0, n, \omega_0) - \mu_i(\beta)]. \quad (15)$$

To avoid the (potential) problem of separation, we follow the suggestion of Rousseeuw and Christmann (2003) to transform the observed responses $\mathbf{Y}_i(\beta_0, n, \omega_0)$ to get pseudo-values (ps)

$$\tilde{\mathbf{Y}}_i(\beta_0, n, \omega_0) = (1 - \delta) \mathbf{Y}_i(\beta_0, n, \omega_0) + \delta, \quad (16)$$

for all $i = 1, \dots, n$, where $\delta \in [0, 0.5]$ is a (fixed) “small” (i.e. close to 0). For a discussion on the choice of δ and also possible asymmetric transformations see for example Rousseeuw and Christmann (2003). Note that this transformation is deterministic, hence not subject to sampling error. We call the resulting estimator the JIE-MLE-ps.

As robust estimator, we consider the robust M -estimator proposed by Cantoni and Ronchetti (2001), with general ψ -function, for the GLM, given by

$$\psi_{\hat{\pi}}(\mathbf{Y}_i(\beta_0, n, \omega_0) | \mathbf{x}_i, \beta) = \psi_c(r_i(\mathbf{Y}_i(\beta_0, n, \omega_0) | \mathbf{x}_i, \beta)) w(\mathbf{x}_i) V^{-1/2}(\mu_i(\beta)) (\partial/\partial \beta) \mu_i(\beta) - a(\beta), \quad (17)$$

with $r_i(\mathbf{Y}_i(\beta_0, n, \omega_0); \mathbf{x}_i, \beta) = (\mathbf{Y}_i(\beta_0, n, \omega_0) - \mu_i(\beta)) / V^{-1/2}(\mu_i(\beta))$, the Pearson residuals and with consistency correction factor

$$a(\beta) = \frac{1}{n} \sum_{i=1}^n \mathbb{E} \left[\psi_c(r_i(Y_i | \mathbf{x}_i, \beta)) w(\mathbf{x}_i) V^{-1/2}(\mu_i(\beta)) (\partial/\partial \beta) \mu_i(\beta) \right], \quad (18)$$

where the expectation is taken over the (conditional) distribution of the responses \mathbf{Y}_i (given \mathbf{x}_i). For the logistic regression model, we have $V(\mu_i(\beta)) = \mu_i(\beta)(1 - \mu_i(\beta))$. We compute the robust auxiliary estimator $\hat{\pi}(\beta_0, n, \omega_0)$ on the pseudo-values (16), using the implementation in the R *glmrob* function of the *robustbase* package (Maechler et al., 2018), with for ψ_c in (17) being the Huber’s loss function (with default parameter c) (see Huber, 1964) and $w(\mathbf{x}_i) = \sqrt{1 - h_{ii}}$, h_{ii}

being the diagonal element of $\mathbf{X}(\mathbf{X}^T\mathbf{X})^{-1}\mathbf{X}^T$. The resulting robust estimator is taken as the auxiliary estimator in (1) and, using the IB in (3), one obtains a robust JIE that we call JIE-ROB-ps. Both auxiliary estimators are not consistent estimators, but both JIE enjoy the properties of being consistent and have a reduced finite sample bias, with JIE-ROB-ps being, additionally, also robust to data contamination.

4.2 Simulation study

We perform a simulation study to validate the properties of the JIE-MLE-ps and JIE-ROB-ps and compare their finite sample performance to other well established estimators. In particular, as a benchmark, we also compute the MLE, the bias reduced MLE (MLE-BR) using the R *brglm* function (with default parameters) of the *brglm* package (Kosmidis, 2017), as well as the robust estimator (17) using the R *glmrob* function without data transformation (ROB). We consider four situations that can occur with real data, that is, balanced outcomes classes (Setting I) and unbalanced outcome classes (Setting II) with and without data contamination. Setting II is created by adapting the value of the intercept β_0 . We also consider a moderately large model with $p = 20$ and chose n as to provide EPV of respectively 5 and 1.5. The parameters setting for the simulations are provided in Table 1 below.

Parameters	Setting I	Setting II
$p =$	20	20
$n =$	200	300
$\sum_{i=1}^n y_i \approx$	100	270
EPV \approx	5	1.5
$H =$	500	400
$\beta_0 =$	0	5
$\beta_1 = \beta_2 =$	5	5
$\beta_3 = \beta_4 =$	-7	-7
$\beta_5 = \dots = \beta_{20} =$	0	0
$\delta =$	0.05	0.05

Table 1: Simulation settings for the logistic regression model. The number of simulations is 1000 in both settings.

The covariates were simulated independently from a $\mathcal{N}(0, 4/\sqrt{n})$, in order to ensure that the size of the log-odds ratio $\mathbf{x}_i\boldsymbol{\beta}$ does not increase with n , so that $\mu_i(\boldsymbol{\beta})$ is not trivially equal to either 0 or 1 (see e.g. Sur and Candès, 2018). To contaminate the data, we chose a rather extreme miss classification error to show a noticeable effect on the different estimators, which consists in permuting 2% of the responses with corresponding larger (smaller) probabilities (expectations). The simulation results are presented in Figure 2 as boxplots of the finite sample distribution, and in Figure 3 as the bias and Root Mean Squared Error (RMSE) of the different estimators.

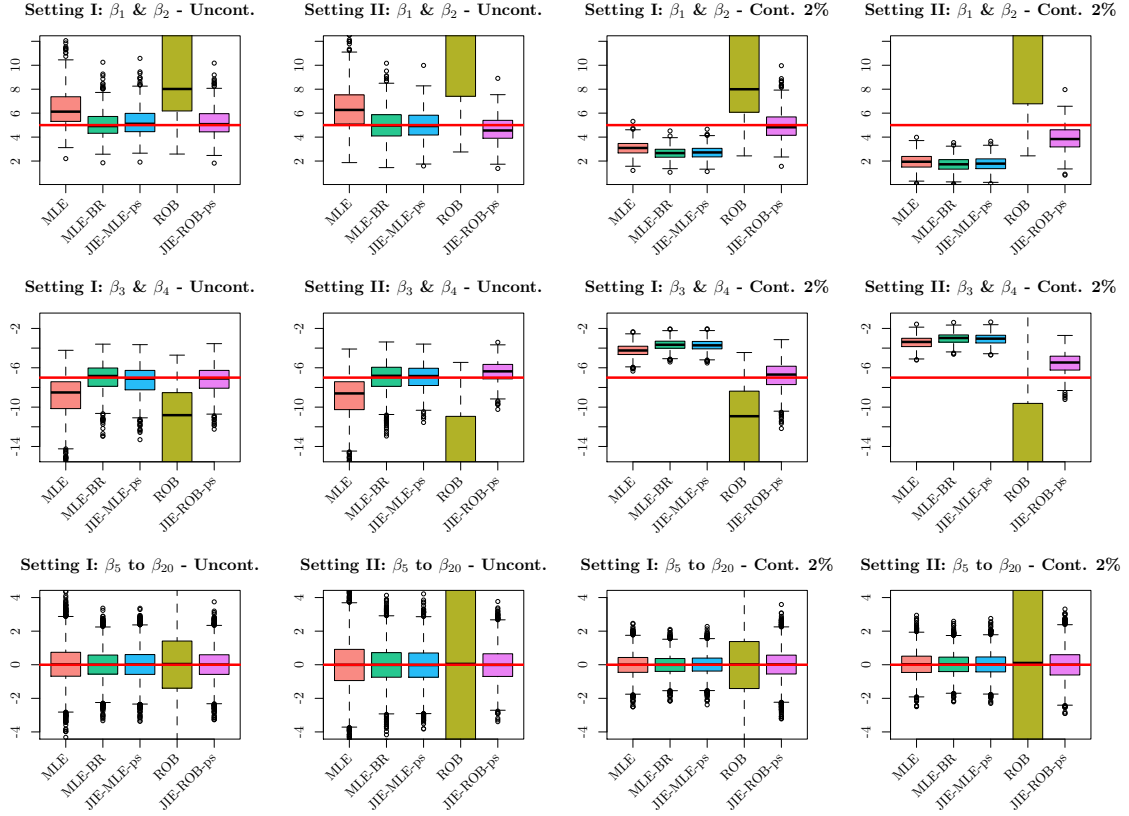


Figure 2: Finite sample distribution of estimators for the logistic regression model using the simulation settings presented in Table 1. The estimators are the MLE (MLE), the Firth's bias reduced MLE (MLE-BR), the JIE (JIE-MLE-ps) with the MLE computed on the pseudo values (16) as auxiliary, the robust estimator in (17) (ROB) and the JIE (JIE-ROB-ps) with the robust estimator computed on the pseudo values (16) as auxiliary.

The finite sample distributions presented in Figure 2, as well as the summary statistics given by the bias and RMSE presented in Figure 3, allow us to draw the following conclusions that support the theoretical results. In Setting I, where the outcome classes are balanced, as expected the MLE is biased (except when the slope parameters are zero) and the MLE-BR, JIE-MLE-ps and JIE-ROB-ps are all unbiased which is not the case for the robust estimator ROB. Moreover, the variability of all estimators is comparable, except for ROB which makes it rather inefficient in this setting. With 2% of contaminated data (misclassification error), the only unbiased estimator is JIE-ROB-ps and its behaviour remains stable compared to the uncontaminated data setting. This is in line with a desirable property of robust estimators, that is stability with or without (slight) data contamination. In Setting II where the outcome classes are unbalanced, with an EPV of 1.5, without data contamination, all estimators have a performance loss in terms of RMSE except for the JIE-MLE-ps which performs (slightly) better than the MLE-BR. With contaminated data, although the best performance in terms of bias and RMSE is achieved the JIE-ROB-ps, all other

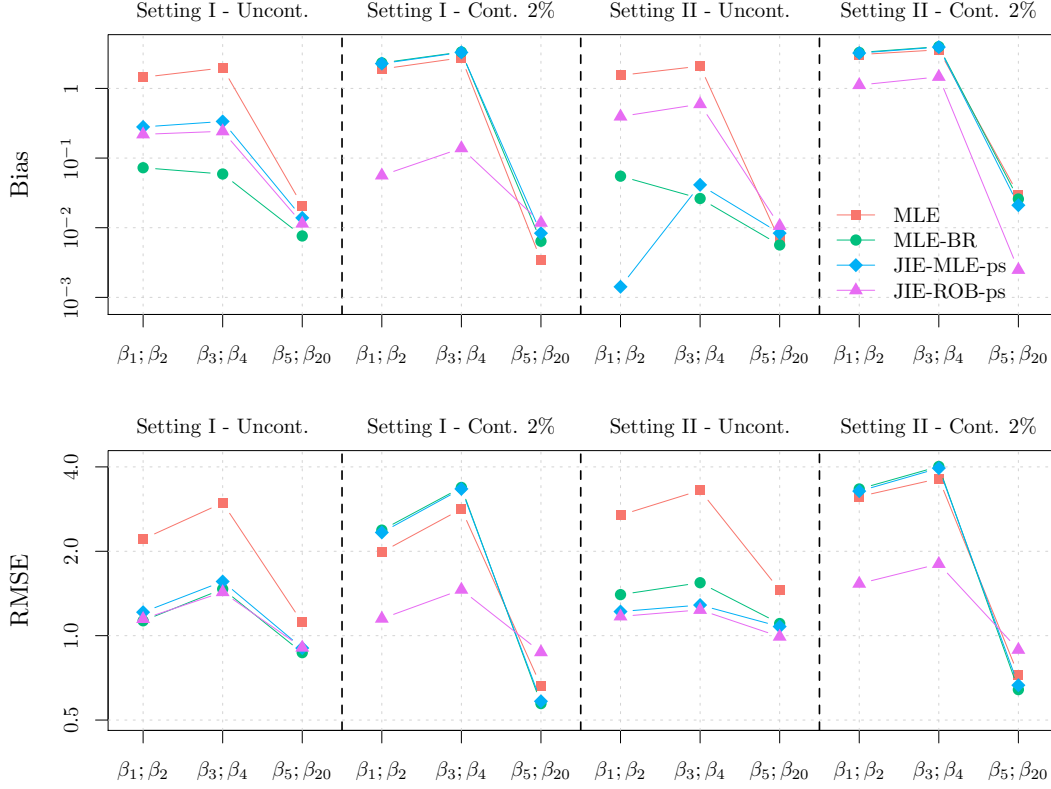


Figure 3: Finite sample bias and RMSE of estimators for the logistic regression model using the simulation settings presented in Table 1. The estimators are the MLE (MLE), the Firth’s bias reduced MLE (MLE-BR), the JIE (JIE-MLE-ps) with the MLE computed on the pseudo values (16) as auxiliary and the JIE (JIE-ROB-ps) with the robust estimator in (17) computed on the pseudo values (16) as auxiliary. The bias and RMSE of the robust estimator in (17) (ROB) was omitted in order to avoid an unsuitable scaling of the graphs.

estimators are biased. However, as argued above, a better proposal for a robust, bias reduced and consistent estimator, as an alternative to JIE-ROB-ps, could in principle be proposed, but this is left for further research.

5. BIAS-CORRECTED OVER-DISPERSION ESTIMATOR FOR THE NEGATIVE BINOMIAL REGRESSION MODEL

When analyzing count responses in a causal relationship, the Poisson distribution within the GLM framework is a natural option. However, data often exhibit overdispersion defined as the extra variation which is not explained by the Poisson distribution alone (see e.g. McCullagh and Nelder, 1989; Consul, 1989; Jorgensen, 1997). One approach to modelling count data with overdispersion is by means of a mixing distribution to the Poisson mean parameter, an approach that dates back to Greenwood and Yule (1920) who used the gamma as Poisson mixing distribution to ob-

tain the Negative Binomial (NB) distribution⁹. Basically, accounting for overdispersion is done by including an extra random effect variable, and conditionally on this random effect, a Poisson distribution is assumed for the response. A marginal model is then obtained by integrating the conditional distribution over the random effect distribution¹⁰. In general, with models that account for overdispersion, it is well known that the MLE can be seriously biased in finite sample dimensions encountered in practice, and some authors have proposed finite sample adjustments of order $\mathcal{O}(n^{-1})$; see for example [Simas et al. \(2011\)](#) and the references therein¹¹. This finite sample bias is especially large for the MLE of the overdispersion parameter, which is widely used as an important measure in medical, biological and environmental studies¹². In this section, we use the general framework developed in this paper in order to provide a JIE with reduced finite sample bias (and RMSE) for the parameters of the NB regression model.

The NB regression model with response \mathbf{Y} (with elements $\mathbf{Y}_i \in \{0, 1, \dots, m\}$, $i = 1, \dots, n$) and linear predictor $\mathbf{X}\boldsymbol{\beta}$, \mathbf{X} being an $n \times p$ matrix of fixed covariates with row \mathbf{x}_i , $i = 1, \dots, n$, and with exponential link $\mathbb{E}[\mathbf{Y}_i] = \mu_i \equiv \exp(\mathbf{x}_i\boldsymbol{\beta})$, has conditional (on \mathbf{x}_i , $i = 1, \dots, n$) density given by

$$f(\mathbf{Y}_i = y | \mathbf{x}_i; \boldsymbol{\beta}, \alpha) = \frac{\Gamma(y + \alpha)}{y! \Gamma(\alpha)} \left(\frac{\alpha}{\alpha + \mu_i} \right)^\alpha \left(\frac{\mu_i}{\alpha + \mu_i} \right)^y. \quad (19)$$

The variance function is $V(\mu_i) = \mu_i + \mu_i^2/\alpha$ and hence decreasing values of α correspond to increasing levels of dispersion and as $\alpha \rightarrow \infty$, one gets the Poisson distribution.

We propose to construct two estimators. One is the JIE in (1) with, as auxiliary (consistent) estimator, the MLE $\hat{\boldsymbol{\pi}}(\boldsymbol{\theta}_0, n, \boldsymbol{\omega}_0)$ ($\boldsymbol{\theta}_0 = (\boldsymbol{\beta}_0^T, \alpha_0)^T$) associated to the density (19). To compute the MLE, we use the R *glm.nb* function of the *MASS* package ([Venables and Ripley, 2002](#)). The JIE is computed using the IB in (3), and we call it the JIE-MLE. The other estimator we propose is the JIE based on an alternative (inconsistent) auxiliary estimator computed in two steps. The slope coefficients $\boldsymbol{\beta}$ are first estimated using the MLE $\hat{\boldsymbol{\pi}}_{\boldsymbol{\beta}}(\boldsymbol{\theta}_0, n, \boldsymbol{\omega}_0)$ for the Poisson model, namely, using the ψ -function in (15) with $\mu_i(\boldsymbol{\beta}) = \exp(\mathbf{x}_i\boldsymbol{\beta})$ and the overdispersion parameter α is estimated in a second step using the variance expression for the μ_i 's, i.e.

$$\hat{\pi}_{\alpha}(\boldsymbol{\theta}_0, n, \boldsymbol{\omega}_0) = \frac{\sum_{i=1}^n \mu_i^2(\hat{\pi}_{\boldsymbol{\beta}}(\boldsymbol{\theta}_0, n, \boldsymbol{\omega}_0))}{\sum_{i=1}^n (\mathbf{Y}_i(\boldsymbol{\theta}_0, n, \boldsymbol{\omega}_0) - \mu_i(\hat{\pi}_{\boldsymbol{\beta}}(\boldsymbol{\theta}_0, n, \boldsymbol{\omega}_0)))^2 - \sum_{i=1}^n \mu_i(\hat{\pi}_{\boldsymbol{\beta}}(\boldsymbol{\theta}_0, n, \boldsymbol{\omega}_0))}.$$

⁹See also [Manton et al. \(1981\)](#); [Breslow \(1984\)](#); [Engel \(1984\)](#); [Lawless \(1987\)](#); [Barnwal and Paul \(1988\)](#); [Piegorisch \(1990\)](#); [Paul and Banerjee \(1998\)](#); [Young and Smith \(2005\)](#); [Hilbe \(2011\)](#); [Cameron and Trivedi \(2013\)](#); [Hilbe \(2014\)](#).

¹⁰Mixing distributions based on the Poisson are very popular models for count data; for reviews, simulations and applications of different models, see e.g. [Joe and Zhu \(2005\)](#); [Karlis and Xekalaki \(2005\)](#); [Rigby et al. \(2008\)](#); [Nikoloulopoulos and Karlis \(2008\)](#); [Zhu and Joe \(2009\)](#); [Heller et al. \(2018\)](#).

¹¹One can in particular mention [Botter and Cordeiro \(1998\)](#); [Cordeiro and Botter \(2001\)](#); [Jorgensen and J. \(2004\)](#); [Saha and Paul \(2005\)](#); [Lloyd-Smith \(2007\)](#); [Cordeiro and Toyama Udo \(2008\)](#).

¹²See e.g. [Byers et al. \(2003\)](#); [Lloyd-Smith et al. \(2005\)](#); [Paul and Saha \(2007\)](#); [Robinson and Smyth \(2008\)](#); [Krishna \(2011\)](#).

The resulting JIE is computed using the IB in (3) and we call it the JIE-MLE-P. Its main advantage is its computational efficiency (only two steps) which, in high dimensional settings, could result in the only numerically viable estimator for the NB regression model.

5.1 Simulation study

We perform a simulation study to validate the properties of the JIE-MLE and the JIE-MLE-P. We compare their finite sample performance to the MLE. We consider two values for the overdispersion parameter, namely highly overdispersed data with $\alpha = 0.8$ and less dispersed data with $\alpha = 2$. The parameter's setting for the simulations are provided in Table 2. The covariates were simulated independently from a uniform distribution between 0 and 1. The simulation results are presented in Figure 4 through the bias and RMSE of the three estimators.

Parameters	Setting I	Setting II
$p =$	15	15
$n =$	150	150
$H =$	500	500
$\beta_0 =$	1	1
$\beta_1 =$	2	2
$\beta_2 =$	-1	-1
$\beta_3 = \dots = \beta_{15} =$	0	0
$\alpha =$	2	0.8

Table 2: Simulation settings for the negative binomial regression model. The number of simulations is 1000 in both settings.

The summary statistics given by the bias and RMSE presented in Figure 4 allow us to draw the following conclusions that support our theoretical results. While the MLE for the slope parameters β is not noticeably biased (or just slightly in the more overdispersed case), the MLE for the overdispersion parameter α suffers from an important finite sample bias. Both JIE, on the other hand, have quite smaller finite sample biases without increasing the variability, as reported by the simulations RMSE. The bias is nil with the JIE-MLE and strongly reduced with the JIE-MLE-P, and for both, the RMSE reduction is noticeably larger compared to the MLE. This conclusion supports the theoretical results, since the MLE is a consistent estimator, and the bias therefore disappears when it is used as auxiliary estimator for the JIE. The relatively large bias of the MLE has as a consequence that, when performing inference using the associated asymptotic results, for example when building confidence intervals, their coverage is below the nominal level, given that the overdispersion parameter α is generally overestimated, and this happens in both more and less overdispersed data. Using the JIE-MLE, seems to greatly reduce the risk of falling in these situations by largely reducing the bias of the overdispersion parameter.

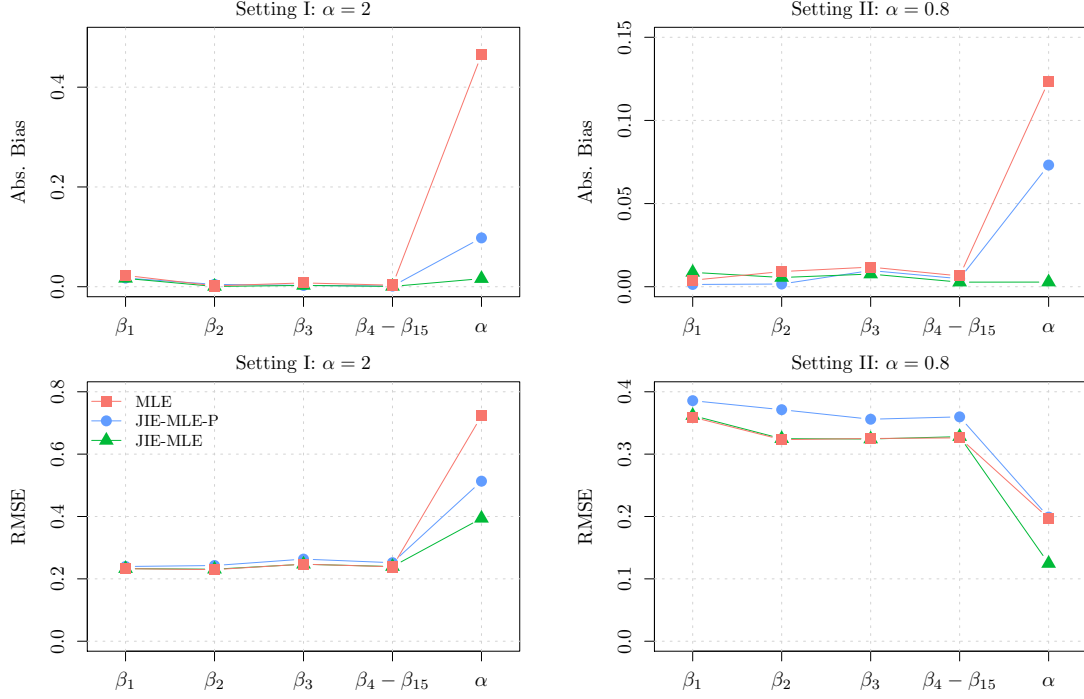


Figure 4: Finite sample bias and RMSE of estimators for the negative binomial regression model using the simulation settings presented in Table 2. The estimators are the MLE (MLE) and the JIE with auxiliary estimator the MLE (JIE-MLE) and the naive estimator (JIE-MLE-P).

6. BIAS-CORRECTED REGULARIZED LINEAR REGRESSION ESTIMATORS

In his seminal article, [Tibshirani \(1996\)](#) provides two main justifications for the use of regularized regression, i.e. least square estimation under constraints on the regression parameters. The first is prediction accuracy, since when p is large, the Ordinary Least Squares (OLS) estimator, although unbiased (in the linear case), can have a large variance, and prediction accuracy can be improved by means of parameter's shrinkage. Shrinkage induces a bias, but might decrease the Mean Squared Error (MSE). The second reason is interpretation, since with a large number of predictors, one often prefers to identify a smaller subset that exhibits the strongest signal. Here again, constraining the OLS, introduces an estimation bias.

Among the traditional (convex) Regularized linear Regression Estimators (RRE), the ridge regression estimator ([Hoerl and Kennard, 1970](#)), based on Tikhonov regularization method ([Tikhonov, 1943](#)), and the lasso ([Tibshirani, 1996](#)) are the most well known. For the linear regression model with response \mathbf{Y} (with elements $\mathbf{Y}_i, i = 1, \dots, n$) and an $n \times p$ design matrix \mathbf{X} with row \mathbf{x}_i , $i = 1, \dots, n$, a RRE $\hat{\pi}_\lambda(\beta_0, n, \omega_0)$ for the slope coefficients β^{13} , for two common ones, can be

¹³For simplicity of exposition, we consider the case when the residual variance σ^2 is either known or its estimation is not an important issue, and leave a deeper consideration to further research.

defined as

$$\hat{\pi}_\lambda(\beta_0, n, \omega_0) = \underset{\beta}{\operatorname{argmin}} \frac{1}{n} \left\| Y(\beta_0, n, \omega_0) - \mathbf{X}\beta \right\|_2^2 + \lambda \|\beta\|_\phi^\phi, \quad (20)$$

with λ chosen adequately. If $\phi = 2$ then $\hat{\pi}_\lambda(\beta_0, n, \omega_0)$ is the ridge estimator and if $\phi = 1$, it is the lasso (up to a reparametrization of λ). One of the very advantageous features of the lasso is that it automatically sets some of the estimated slope parameters to 0, so that it is also used as a model selection method (the properties of the lasso estimator have been recently studied in particular by Greenshtein and Ritov, 2004; Leng et al., 2006; Zhang and Huang, 2008; Bickel et al., 2009, among many others). Actually, RRE are suitable in high dimension when $p > n$, since by shrinking the solution space with the penalty $\lambda \|\beta\|_\phi^\phi$, they are not ill posed as is the case, for example, with the OLS. For a detailed overview see for example Bühlmann and van de Geer (2011).

Debiasing RRE as recently attracted more attention. It takes place in the framework of inference after selection (see e.g. Dezeure et al., 2017 and the references therein¹⁴). *De-biased* (or *de-sparsified*) RRE are asymptotically normal under less stringent conditions than the lasso estimator, so that reliable post model selection inference can be performed. In this section, we study, by means of simulations, the finite sample performance of the JIE, computed using the IB, with the lasso or the Ridge Regression Estimator (RIDGE) as auxiliary estimator (with fixed values for λ). Given the simplicity of the implementation, our aim is to study, practically, the reduction in bias and MSE of the JIE, and leave the formal aspects for further research. The study takes place in high ($p > n$) as well as in low ($p < n$) dimensional settings where the OLS is also available.

Interestingly, when $p < n$, the JIE with the RIDGE as auxiliary estimator is closely related to the OLS. Indeed, if we let $\hat{\beta}^{\text{OLS}}$ and $\hat{\beta}_\lambda^{\text{ridge}}$ denote respectively the OLS and the RIDGE estimator and we consider the linear regression model

$$\mathbf{Y} = \mathbf{X}\beta_0 + \varepsilon, \quad \varepsilon \sim \mathcal{N}(\mathbf{0}, \sigma_0^2 \mathbf{I}_n).$$

Then, if the matrix $(\mathbf{X}^T \mathbf{X})^{-1}$ exists the relationship between the ridge and the OLS is simply

$$\hat{\beta}_\lambda^{\text{ridge}} = \left[\mathbf{I}_p + \lambda (\mathbf{X}^T \mathbf{X})^{-1} \right]^{-1} \hat{\beta}^{\text{OLS}}. \quad (21)$$

Let $\hat{\theta}_{j,n,H}$ denote the JIE based on $\hat{\beta}_\lambda^{\text{ridge}}$, then we would expect $\hat{\theta}_{j,n,H}$ to simply lead to the OLS (up to the simulation error) by the linearity of (21). Naturally, in this case the use of simulated samples is not required as the expected of $\hat{\beta}_\lambda^{\text{ridge}}$ is known. However, if we consider relatively large

¹⁴In particular, see also Wasserman and Roeder (2009); Meinshausen et al. (2009); Meinshausen and Bühlmann (2010); Shah and Samworth (2013); Bühlmann (2013); Zhang and Zhang (2014); Lockhart et al. (2014); van de Geer et al. (2014); Javanmard and Montanari (2014); Bühlmann and Mandozzi (2014); Meinshausen (2015); Belloni et al. (2015); Dezeure et al. (2015); Zhang and Cheng (2017).

value of H we could simply write:

$$\hat{\boldsymbol{\theta}}_{(j,n,H)} \approx \underset{\boldsymbol{\beta}}{\text{argzero}} \left[\mathbf{I}_p + \lambda (\mathbf{X}^T \mathbf{X})^{-1} \right]^{-1} (\hat{\boldsymbol{\beta}}^{\text{OLS}} - \boldsymbol{\beta}) = \hat{\boldsymbol{\beta}}^{\text{OLS}}.$$

This simple form of equivalence between the OLS and the RIDGE doesn't apply to the lasso, i.e. when $\phi = 1$ in (20). Hence, using an RRE as auxiliary estimator for the JIE provides a new estimator that has not been, to our knowledge, studied so far. The simulation studies presented below show that the JIE is an estimator with most of the slope coefficients remaining at zero, but having a finite sample distribution with reduced MSE compared to the lasso and to a *debiased-lasso* estimator.

6.1 Simulation study

In order to study the performance of the JIE with the lasso as auxiliary estimators (JIE-lasso), we compare it to available benchmarks. Indeed, we consider the lasso itself but also the *debiased-lasso* (lasso-D) of Javanmard and Montanari (2014) as an R implementation is readily available¹⁵. When $p < n$, we also compute the OLS.

For the simulation setting, we use and extend the simulation framework of Li (2017), who studies the conditions under which the bootstrap can lower the bias of the *debiased-lasso* estimator in high dimensional settings for the linear regression. Namely, we consider two sample sizes, $n = 100$ and $n = 600$ and a model's dimension of $p = 500$. For the design matrix, we simulate, as in Li (2017), uncorrelated standard normal variables, but also the case of discrete (binary) covariates, by setting $X_j \sim \text{Bernoulli}(0.5)$, $j = 1, 2, 15, \dots, 20$. For the slope parameters, we consider a sparse setting, with high signal and a mixture of high and low signals, i.e.

1. High signal: $\beta_j = 2, j = 1, \dots, 20$ and $\beta_j = 0, j = 21, \dots, p$.
2. High and low signal: $\beta_j = 1, j = 1, \dots, 5$, $\beta_j = 2, j = 6, \dots, 20$ and $\beta_j = 0, j = 21, \dots, p$.

For the penalty λ of the lasso, a value $\lambda \asymp \sqrt{\log(p)/n}$ is generally recommended (see e.g. Bühlmann and van de Geer, 2011), here we set it to $\lambda = 2.5\sqrt{\log(p)/n}$. To compute the JIE-lasso, we use the IB with $H = 250$. The performances are measured in terms of absolute bias, RMSE and finite sample distribution, obtained from 1,000 simulations, and are presented in Figures 5, 6 and 7.

In terms of finite sample bias (Figure 5), across all simulation settings when $p > n$, the JIE-lasso has the smallest bias. It is comparable with the one of the *debiased lasso* in Setting 2, with uncorrelated standard normal covariates (no binary ones) and with low signal. The *debiased lasso*

¹⁵We use the recommended value of $\mu = 2\sqrt{\log(p)/n}$.

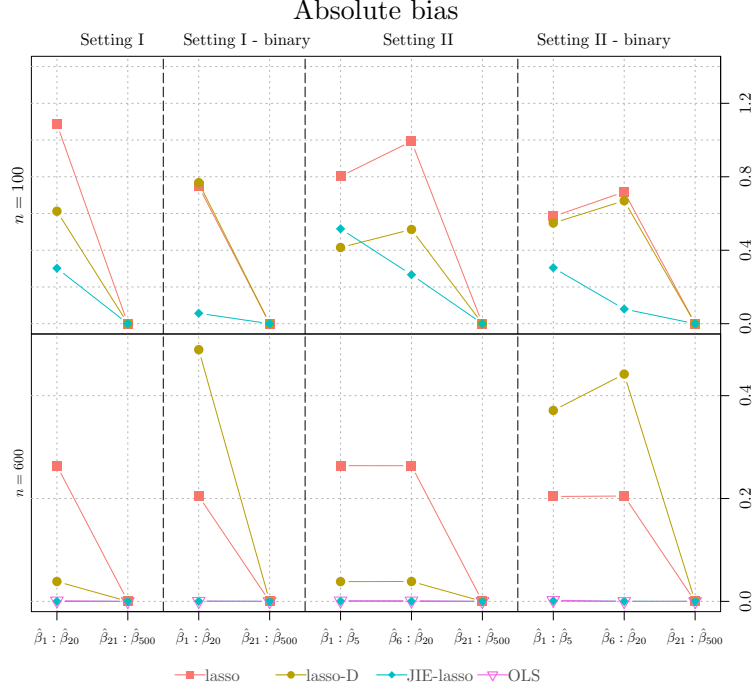


Figure 5: Absolute bias of the lasso, the *debiased lasso* (lasso-D) of Javanmard and Montanari (2014), the OLS and the JIE with the lasso as auxiliary estimator (JIE-lasso). The penalty λ in (20) is set to $\lambda = 2.5\sqrt{\log(p)/n}$ for the lasso. The IB is used to compute the JIE-lasso with $H = 250$. For each simulation setting, 1,000 samples are generated.

has a reduced bias compared to the lasso, except when some covariates are binary. When $p < n$, the OLS and the JIE-lasso have a null bias in all settings, which was expected for the OLS, but not necessarily for the JIE-lasso.

What is also striking is that the drastic bias reduction provided by the JIE-lasso, does not come with a too strong proportion of slope estimators that are not null. In Table 3 are reported the proportion of estimators that are set to zero for both the lasso and the JIE-lasso. Although when $n = 100$, the JIE-lasso sets more estimates to a non nil value, the proportion that is left to zero is still high. When $n = 600$, this proportion is similar to the one of the lasso and near the correct one, but the JIE has a nil bias and reduced RMSE. The *debiased lasso* does not provide estimates that are nil, but it has a smaller finite sample bias when compared to the lasso only. This is the case when the covariates are uncorrelated standard normal, but the bias becomes excessively large (compared to the lasso) when some covariates are binary.

In terms of RMSE (Figure 6), the conclusions are similar. When $p > n$, the RMSE of the JIE-Lasso and the *debiased lasso* are comparable when the covariates are standard normal, but the RMSE of the *debiased lasso* is of the same order as the one of the lasso when some covariates

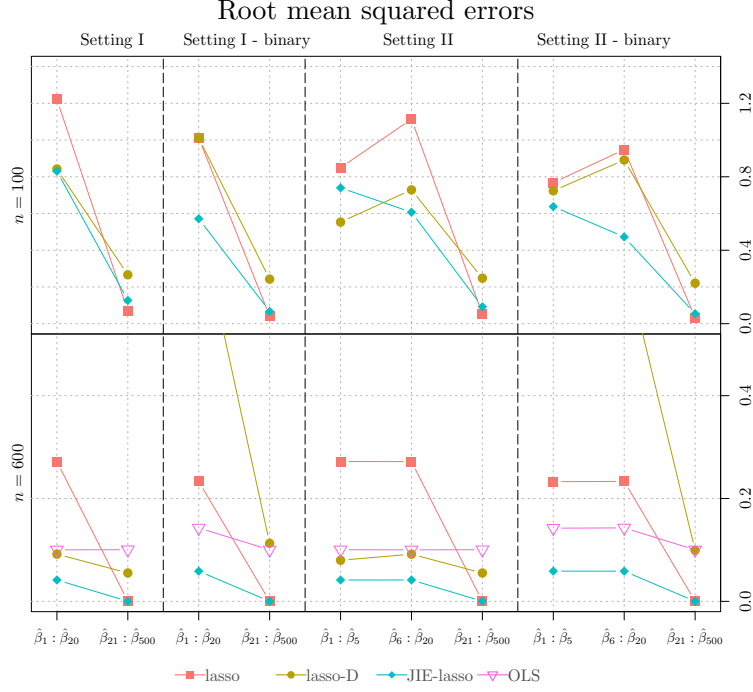


Figure 6: Root mean squared errors of the lasso, the *debiased lasso* (lasso-D) of Javanmard and Montanari (2014), the OLS and the JIE with the lasso as auxiliary estimator (JIE-lasso). The penalty λ in (20) is set to $\lambda = 2.5\sqrt{\log(p)/n}$ for the lasso. The IB is used to compute the JIE-lasso with $H = 250$. For each simulation setting, 1,000 samples are generated.

Setting	$n = 100$				$n = 600$			
	I	I-binary	II	II-binary	I	I-binary	II	II-binary
lasso	91.43%	93.18%	92.61%	93.92%	95.99%	95.99%	95.99%	95.99%
JIE-lasso	76.78%	79.75%	79.25%	81.94%	95.50%	95.81%	95.50%	95.81%

Table 3: Percentage of times estimators are exactly zero on average across the 1,000 simulations for the two settings and the two sample sizes. The true proportion of zero in both settings is 96%.

are binary. In the $p < n$ case, the RMSE is clearly the smallest for the JIE-lasso compared to the OLS. With the finite sample distributions of estimators of some of the slope coefficients provided in Figure 7, one can see again the JIE-lasso, an estimator very simple to implement, provides an advantageous alternative to the lasso and the *debiased lasso*, especially outside the standard settings, like with binary covariates. When the signal is low and the sample size small, even if the RMSE of the JIE-lasso is smaller, the behaviour of the estimator is less satisfactory.

7. CONCLUSIONS

The JIE, an estimator based on an other auxiliary estimator, that we propose in this paper enjoys, under suitable and arguably reasonable conditions, the property of being unbiased in finite

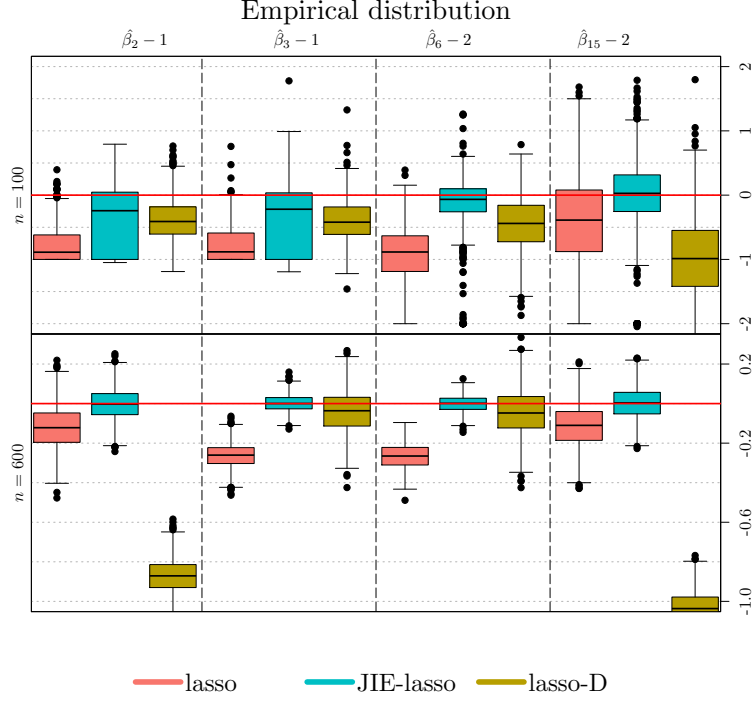


Figure 7: Empirical distribution of regression estimators, in Setting II, using the lasso, the *debiased lasso* (lasso-D) of [Javanmard and Montanari \(2014\)](#) and the JIE-lasso. The penalty λ in (20) is set to $\lambda = 2.5\sqrt{\log(p)/n}$ for the lasso. The IB with $H = 250$ is used to compute the JIE and 1,000 samples are generated. Both $\hat{\beta}_6$ and $\hat{\beta}_{15}$ are estimating a coefficient with “strong signal” ($\beta_6 = \beta_{15} = 2$), with X_{15} being binary. Both $\hat{\beta}_2$ and $\hat{\beta}_3$ are estimating a coefficient with “low signal” ($\beta_2 = \beta_3 = 1$), with X_2 being binary.

(sufficiently large) samples, consistent and having an asymptotic normal distribution for inference. These properties are derived in high dimensional settings, and although all conditions can be put under the same umbrella, they have been separately set for each of the desirable properties and settings. Moreover, we show that the IB is a numerically efficient and convergent algorithm that can be used to compute the JIE. In practice, the crucial issue is then how to define a *suitable* auxiliary estimator and several strategies can be considered. If finite sample unbiased estimators are sought, then the safest option is to chose a consistent auxiliary estimator (e.g. the MLE). If the issue is numerical in the sense that it is not viable to compute a consistent estimator (especially in high dimensions), then the auxiliary estimator should be chosen to be simple to compute and possibly “not too far” from the consistent one. For constrained estimators that are naturally biased such as the lasso, they can be taken as auxiliary estimators for the JIE in order to obtain de-biased and constrained estimators.

In (1), we are implicitly assuming that to compute the JIE, synthetic samples can be generated under the model F_{θ} , which fully defines the data generating process. It is possible to extend this

setting to some semiparametric cases, but we leave this problem for further research. Finally, since the efficiency of the JIE depends on the choice of the auxiliary estimator, the asymptotic variance of the JIE provided in Theorem 3, could be used to chose among competing auxiliary estimators.

APPENDICES

A. PROOF OF LEMMA 1

We define the function

$$\begin{aligned} T_{(j,n,H)} &: \Theta \longrightarrow \mathbb{R}^p \\ \theta &\longmapsto T_{(j,n,H)}(\theta), \end{aligned} \tag{A.1}$$

where

$$T_{(j,n,H)}(\theta) \equiv \theta + \hat{\pi}(\theta_0, n, \omega_0) - \frac{1}{H} \sum_{h=1}^H \hat{\pi}(\theta, n, \omega_{h+jH}).$$

We define the set of fixed points of $T_{(j,n,H)}$ as follows

$$\Theta_{(j,n,H)}^* = \left\{ \theta \in \Theta \mid T_{(j,n,H)}(\theta) = \theta \right\}.$$

Clearly, we have that

$$\Theta_{(j,n,H)}^* = \hat{\Theta}_{(j,n,H)}, \tag{A.2}$$

as defined in (1). In the rest of the proof we will start by showing that the function $T_{(j,n,H)}$ admit a unique fixed point in \mathbb{R}^p by applying Banach fixed-point theorem. Then, using (A.2) and Assumption A₁ we will be able to conclude that the set $\hat{\Theta}_{(j,n,H)}$ only contains this fixed point. Let us start by using (4) and, Assumptions B, C₁ and D₁, we have that

$$\hat{\pi}(\theta_0, n, \omega_0) = \pi(\theta_0, n) + \mathbf{v}(\theta_0, n, \omega_0) = \theta_0 + \mathbf{a}(\theta_0) + \mathbf{c}(n) + \mathbf{L}(n)\theta_0 + \delta^{(1)},$$

where $\delta_i^{(1)} = \mathcal{O}(n^{-\gamma}) + \mathcal{O}_p(n^{-\alpha})$ for $i = 1, \dots, p$ and

$$\begin{aligned} \frac{1}{H} \sum_{h=1}^H \hat{\pi}(\theta, n, \omega_{h+jH}) &= \pi(\theta, n) + \frac{1}{H} \sum_{h=1}^H \mathbf{v}(\theta, n, \omega_{h+jH}) \\ &= \theta + \mathbf{a}(\theta) + \mathbf{c}(n) + \mathbf{L}(n)\theta + \delta^{(2)}, \end{aligned}$$

where $\delta_i^{(2)} = \mathcal{O}(n^{-\gamma}) + \mathcal{O}_p(H^{-1/2}n^{-\alpha})$ for $i = 1, \dots, p$. Therefore, we have

$$T_{(j,n,H)}(\theta) = \theta_0 + \mathbf{a}(\theta_0) - \mathbf{a}(\theta) + \mathbf{L}(n)(\theta_0 - \theta) + \delta^{(1)} - \delta^{(2)}.$$

Next, we consider the following quantity for $\boldsymbol{\theta}_1, \boldsymbol{\theta}_2 \in \boldsymbol{\Theta}$,

$$\begin{aligned} \|T_{(j,n,H)}(\boldsymbol{\theta}_1) - T_{(j,n,H)}(\boldsymbol{\theta}_2)\|_2^2 &= \left\| \mathbf{a}(\boldsymbol{\theta}_2) - \mathbf{a}(\boldsymbol{\theta}_1) + \mathbf{L}(n)(\boldsymbol{\theta}_2 - \boldsymbol{\theta}_1) + \boldsymbol{\delta}^{(3)} \right\|_2^2 \\ &\leq \|\mathbf{a}(\boldsymbol{\theta}_2) - \mathbf{a}(\boldsymbol{\theta}_1)\|_2^2 + \|\mathbf{L}(n)(\boldsymbol{\theta}_2 - \boldsymbol{\theta}_1)\|_2^2 + \left\| \boldsymbol{\delta}^{(3)} \right\|_2^2, \end{aligned}$$

where $\boldsymbol{\delta}_i^{(3)} = \mathcal{O}(n^{-\gamma}) + \mathcal{O}_p(n^{-\alpha})$ for $i = 1, \dots, p$. Then, using the fact that

$$\|\mathbf{L}(n)(\boldsymbol{\theta}_2 - \boldsymbol{\theta}_1)\|_2^2 \leq \|\mathbf{L}(n)^T \mathbf{L}(n)\|_F \|\boldsymbol{\theta}_2 - \boldsymbol{\theta}_1\|_2^2$$

where $\|\cdot\|_F$ is the Frobenius norm, we obtain

$$\|T_{(j,n,H)}(\boldsymbol{\theta}_1) - T_{(j,n,H)}(\boldsymbol{\theta}_2)\|_2^2 \leq \|\mathbf{a}(\boldsymbol{\theta}_2) - \mathbf{a}(\boldsymbol{\theta}_1)\|_2^2 + \|\mathbf{L}(n)^T \mathbf{L}(n)\|_F \|\boldsymbol{\theta}_2 - \boldsymbol{\theta}_1\|_2^2 + \left\| \boldsymbol{\delta}^{(3)} \right\|_2^2.$$

We now consider each term of the above equation separately. First, since $\mathbf{a}(\boldsymbol{\theta})$ is a contraction map, there exists a $\varepsilon \in (0, 1)$ such that

$$\|\mathbf{a}(\boldsymbol{\theta}_2) - \mathbf{a}(\boldsymbol{\theta}_1)\|_2 \leq \varepsilon \|\boldsymbol{\theta}_2 - \boldsymbol{\theta}_1\|_2.$$

Secondly, we have

$$\|\mathbf{L}(n)^T \mathbf{L}(n)\|_F \|\boldsymbol{\theta}_2 - \boldsymbol{\theta}_1\|_2^2 = \Delta \|\boldsymbol{\theta}_2 - \boldsymbol{\theta}_1\|_2^2,$$

where $\Delta = \mathcal{O}(p^2 n^{-2\beta})$. Indeed, by writing $\mathbf{B} = \mathbf{L}(n)^T \mathbf{L}(n)$ we obtain

$$\begin{aligned} \Delta = \|\mathbf{B}\|_F &= \sqrt{\sum_{j=1}^p \sum_{l=1}^p B_{j,l}^2} \leq p \max_{j,l=1,\dots,p} |B_{j,l}| = p \max_{j,l=1,\dots,p} \left| \sum_{k=1}^p \mathbf{L}_{k,j}(n) \mathbf{L}_{k,l}(n) \right| \\ &\leq p^2 \max_{j,l,k=1,\dots,p} |\mathbf{L}_{k,j}(n) \mathbf{L}_{k,l}(n)| = \mathcal{O}(p^2 n^{-2\beta}). \end{aligned}$$

Finally, we have

$$\left\| \boldsymbol{\delta}^{(3)} \right\|_2^2 = \sum_{j=1}^p \left(\boldsymbol{\delta}_j^{(3)} \right)^2 \leq p \max_{j=1,\dots,p} \left(\boldsymbol{\delta}_j^{(3)} \right)^2 = \mathcal{O}(pn^{-2\gamma}) + \mathcal{O}_p(pn^{-2\alpha}).$$

By combining these results, we have

$$\|T_{(j,n,H)}(\boldsymbol{\theta}_1) - T_{(j,n,H)}(\boldsymbol{\theta}_2)\|_2^2 \leq (\varepsilon^2 + \Delta) \|\boldsymbol{\theta}_2 - \boldsymbol{\theta}_1\|_2^2 + \mathcal{O}(pn^{-2\gamma}) + \mathcal{O}_p(pn^{-2\alpha}).$$

Since $\alpha, \beta, \gamma > 0$ by Assumptions **C**₁ and **D**₁ and $\boldsymbol{\Theta}$ is bounded by Assumption **A**₁, then for

sufficiently large n we have that for all $\boldsymbol{\theta}_1, \boldsymbol{\theta}_2 \in \boldsymbol{\Theta}$

$$\|T_{(j,n,H)}(\boldsymbol{\theta}_1) - T_{(j,n,H)}(\boldsymbol{\theta}_2)\|_2 < \|\boldsymbol{\theta}_2 - \boldsymbol{\theta}_1\|_2. \quad (\text{A.3})$$

Considering $T_{(j,n,H)}$ as a function from \mathbb{R}^p to itself we can apply Banach fixed-point theorem implying that there exists a unique fixed point $\boldsymbol{\theta}_{(j,n,H)}^* \in \mathbb{R}^p$ such that

$$T_{(j,n,H)}(\boldsymbol{\theta}_{(j,n,H)}^*) = \boldsymbol{\theta}_{(j,n,H)}^*.$$

By Assumption **A₁** we have that $\boldsymbol{\theta}_{(j,n,H)}^* \in \boldsymbol{\Theta}$, which implies by (A.2) that

$$\hat{\boldsymbol{\Theta}}_{(j,n,H)} = \{\boldsymbol{\theta}_{(j,n,H)}^*\} = \{\hat{\boldsymbol{\theta}}_{(j,n,H)}\},$$

which concludes the proof. \square

B. PROOF OF PROPOSITION 1

We start by recalling that $\{\tilde{\boldsymbol{\theta}}_{(j,n,H)}^{(k)}\}_{k \in \mathbb{N}}$ is defined as

$$\tilde{\boldsymbol{\theta}}_{(j,n,H)}^{(k)} = T_{(j,n,H)}(\tilde{\boldsymbol{\theta}}_{(j,n,H)}^{(k-1)})$$

where $\tilde{\boldsymbol{\theta}}_{(j,n,H)}^{(0)} \in \boldsymbol{\Theta}$ and the function $T_{(j,n,H)}$ is defined in (A.1). Using the same arguments used in the proof of Lemma 1 we have that $T_{(j,n,H)}$ allows to apply Banach fixed-point theorem implying that

$$\lim_{k \rightarrow \infty} \tilde{\boldsymbol{\theta}}_{(j,n,H)}^{(k)} = \hat{\boldsymbol{\theta}}_{(j,n,H)},$$

which concludes the first part of the proof.

For the second part, consider a $k \in \mathbb{N}^*$. By the inequality (A.3) of the proof of Lemma 1, there exists an $\epsilon \in (0, 1)$ such that

$$\|T_{(j,n,H)}(\tilde{\boldsymbol{\theta}}_{(j,n,H)}^{(k)}) - T_{(j,n,H)}(\hat{\boldsymbol{\theta}}_{(j,n,H)})\|_2 \leq \epsilon \|\tilde{\boldsymbol{\theta}}_{(j,n,H)}^{(k)} - \hat{\boldsymbol{\theta}}_{(j,n,H)}\|_2.$$

By construction of the sequence $\{\tilde{\boldsymbol{\theta}}_{(j,n,H)}^{(k)}\}_{k \in \mathbb{N}}$ and since $\hat{\boldsymbol{\theta}}_{(j,n,H)}$ is a fixed point of $T_{(j,n,H)}$, we can derive that

$$\|T_{(j,n,H)}(\tilde{\boldsymbol{\theta}}_{(j,n,H)}^{(k)}) - T_{(j,n,H)}(\hat{\boldsymbol{\theta}}_{(j,n,H)})\|_2 \leq \frac{\epsilon^k}{1 - \epsilon} \|\tilde{\boldsymbol{\theta}}_{(j,n,H)}^{(0)} - \tilde{\boldsymbol{\theta}}_{(j,n,H)}^{(1)}\|_2 = \mathcal{O}_p(p^{1/2} \epsilon^k),$$

which concludes the second part of the proof. \square

C. PROOF OF PROPOSITION 2

From (1) we have that $\hat{\boldsymbol{\theta}}_{(j,n,H)}$ is for $(j, n, H) \in \mathbb{N} \times \mathbb{N}^* \times \mathbb{N}^*$ such that:

$$\hat{\boldsymbol{\pi}}(\boldsymbol{\theta}_0, n, \boldsymbol{\omega}_0) = \frac{1}{H} \sum_{h=1}^H \hat{\boldsymbol{\pi}}(\hat{\boldsymbol{\theta}}_{(j,n,H)}, n, \boldsymbol{\omega}_{h+jH}).$$

Using Assumptions B and D₂, we expand each side of the above equation as follows:

$$\begin{aligned} \hat{\boldsymbol{\pi}}(\boldsymbol{\theta}_0, n, \boldsymbol{\omega}_0) &= \boldsymbol{\theta}_0 + \mathbf{a}(\boldsymbol{\theta}_0) + \mathbf{c}(n) + \mathbf{L}(n)\boldsymbol{\theta}_0 + \mathbf{r}(\boldsymbol{\theta}_0, n) + \mathbf{v}(\boldsymbol{\theta}_0, n, \boldsymbol{\omega}_0) \\ \frac{1}{H} \sum_{h=1}^H \hat{\boldsymbol{\pi}}(\hat{\boldsymbol{\theta}}_{(j,n,H)}, n, \boldsymbol{\omega}_{h+jH}) &= \hat{\boldsymbol{\theta}}_{(j,n,H)} + \mathbf{a}(\hat{\boldsymbol{\theta}}_{(j,n,H)}) + \mathbf{c}(n) + \mathbf{L}(n)\hat{\boldsymbol{\theta}}_{(j,n,H)} + \mathbf{r}(\hat{\boldsymbol{\theta}}_{(j,n,H)}, n) \\ &\quad + \frac{1}{H} \sum_{h=1}^H \mathbf{v}(\hat{\boldsymbol{\theta}}_{(j,n,H)}, n, \boldsymbol{\omega}_{h+jH}). \end{aligned} \quad (\text{C.4})$$

Therefore, we obtain

$$\begin{aligned} &\mathbb{E} \left[\frac{1}{H} \sum_{h=1}^H \hat{\boldsymbol{\pi}}(\hat{\boldsymbol{\theta}}_{(j,n,H)}, n, \boldsymbol{\omega}_{h+jH}) - \hat{\boldsymbol{\pi}}(\boldsymbol{\theta}_0, n, \boldsymbol{\omega}_0) \right] \\ &= (\mathbf{I} + \mathbf{L}(n)) \mathbb{E} [\hat{\boldsymbol{\theta}}_{(j,n,H)} - \boldsymbol{\theta}_0] + \mathbb{E} [\mathbf{a}(\hat{\boldsymbol{\theta}}_{(j,n,H)}) - \mathbf{a}(\boldsymbol{\theta}_0)] + \mathbb{E} [\mathbf{r}(\hat{\boldsymbol{\theta}}_{(j,n,H)}, n) - \mathbf{r}(\boldsymbol{\theta}_0, n)] \\ &= (\mathbf{I} + \mathbf{L}(n) + \mathbf{M}) \mathbb{E} [\hat{\boldsymbol{\theta}}_{(j,n,H)} - \boldsymbol{\theta}_0] + \mathbb{E} [\mathbf{r}(\hat{\boldsymbol{\theta}}_{(j,n,H)}, n) - \mathbf{r}(\boldsymbol{\theta}_0, n)] \\ &= \mathbf{0}. \end{aligned}$$

By hypothesis, n is such that the inverse of $\mathbf{B} \equiv \mathbf{I} + \mathbf{L}(n) + \mathbf{M}$ exists and we obtain

$$\mathbb{E} [\hat{\boldsymbol{\theta}}_{(j,n,H)} - \boldsymbol{\theta}_0] = -\mathbf{B}^{-1} \mathbb{E} [\mathbf{r}(\hat{\boldsymbol{\theta}}_{(j,n,H)}, n) - \mathbf{r}(\boldsymbol{\theta}_0, n)]. \quad (\text{C.5})$$

By Assumptions A₂ and D₂, $\mathbf{r}(\hat{\boldsymbol{\theta}}_{(j,n,H)}, n)$ is a bounded random variable on a compact set. Moreover, since $\mathbf{r}(\boldsymbol{\theta}, n) = \mathcal{O}(n^{-\gamma})$ elementwise by Assumption D₂, we have $\mathbb{E} [\mathbf{r}(\hat{\boldsymbol{\theta}}_{(j,n,H)}, n) - \mathbf{r}(\boldsymbol{\theta}_0, n)] = \mathcal{O}(n^{-\gamma})$ elementwise. Consequently, we deduce from (C.5) that

$$\mathbb{E} [\hat{\boldsymbol{\theta}}_{(j,n,H)} - \boldsymbol{\theta}_0] = \mathcal{O}(pn^{-\gamma}) \quad (\text{C.6})$$

elementwise.

The idea now is to re-evaluate $\mathbb{E} [\mathbf{r}(\hat{\boldsymbol{\theta}}_{(j,n,H)}, n) - \mathbf{r}(\boldsymbol{\theta}_0, n)]$ using the mean value theorem. This

will allow us to make an induction that will show that for all $i \in \mathbb{N}$

$$\left\| \mathbb{E} \left[\hat{\boldsymbol{\theta}}_{(j,n,H)} - \boldsymbol{\theta}_0 \right] \right\|_2 = \mathcal{O} \left((p^2 n^{-\gamma})^i \right),$$

and hence ends the proof.

Applying the mean value theorem for vector-valued functions to $\mathbf{r}(\hat{\boldsymbol{\theta}}_{(j,n,H)}, n) - \mathbf{r}(\boldsymbol{\theta}_0, n)$ we have

$$\mathbf{r}(\hat{\boldsymbol{\theta}}_{(j,n,H)}, n) - \mathbf{r}(\boldsymbol{\theta}_0, n) = \mathbf{R}(\boldsymbol{\theta}^{(r)}, n) (\hat{\boldsymbol{\theta}}_{(j,n,H)} - \boldsymbol{\theta}_0).$$

where the matrix $\mathbf{R}(\boldsymbol{\theta}^{(r)}, n)$ is defined in (10). By Assumptions \mathbf{A}_2 and \mathbf{D}_2 , $\mathbf{R}(\boldsymbol{\theta}^{(r)}, n)$ is also a bounded random variable. Moreover, we have $\mathbb{E}[\mathbf{R}(\boldsymbol{\theta}^{(r)}, n)] = \mathcal{O}(n^{-\gamma})$ elementwise since by Assumption \mathbf{D}_2 $\mathbf{r}(\boldsymbol{\theta}, n) = \mathcal{O}(n^{-\gamma})$ elementwise, and

$$\mathbf{r}(\boldsymbol{\theta}, n) = \mathbf{r}(\boldsymbol{\theta}_0, n) + \mathbf{R}(\boldsymbol{\theta}^{(r)}, n) (\boldsymbol{\theta} - \boldsymbol{\theta}_0).$$

for all $\boldsymbol{\theta} \in \boldsymbol{\Theta}$. For simplicity, we denote

$$\mathbf{R} \equiv \mathbf{R}(\boldsymbol{\theta}^{(r)}, n), \quad \boldsymbol{\Delta}^{(r)} \equiv \mathbf{r}(\hat{\boldsymbol{\theta}}_{(j,n,H)}, n) - \mathbf{r}(\boldsymbol{\theta}_0, n) \quad \text{and} \quad \boldsymbol{\Delta} \equiv \hat{\boldsymbol{\theta}}_{(j,n,H)} - \boldsymbol{\theta}_0,$$

which implies that $\boldsymbol{\Delta}^{(r)} = \mathbf{R}\boldsymbol{\Delta}$. Moreover, a consequence of (C.6) is that

$$|\mathbb{E}[\boldsymbol{\Delta}_k]| = \mathcal{O}(pn^{-\gamma}),$$

for any $k = 1, \dots, p$ and hence

$$\|\mathbb{E}[\boldsymbol{\Delta}]\|_2 = \mathcal{O}(p^2 n^{-\gamma}).$$

Now, for all $l = 1, \dots, p$ we have

$$\boldsymbol{\Delta}_l^{(r)} = \sum_{m=1}^p \mathbf{R}_{l,m} \boldsymbol{\Delta}_m \leq p \max_m \mathbf{R}_{l,m} \boldsymbol{\Delta}_m. \quad (\text{C.7})$$

Using Cauchy-Schwarz inequality, we have

$$\mathbb{E}[|\mathbf{R}_{l,m} \boldsymbol{\Delta}_m|] \leq \mathbb{E}[\mathbf{R}_{l,m}^2]^{1/2} \mathbb{E}[\boldsymbol{\Delta}_m^2]^{1/2}.$$

Since $\mathbf{R}_{l,m}$ and $\boldsymbol{\Delta}_m$ are bounded random variables on a compact set, $\mathbb{E}[\mathbf{R}_{l,m}] = \mathcal{O}(n^{-\gamma})$ and

$\mathbb{E} [\Delta_m] = \mathcal{O}(pn^{-\gamma})$ we have

$$\mathbb{E} [\mathbf{R}_{l,m}^2]^{1/2} \mathbb{E} [\Delta_m^2]^{1/2} = \mathcal{O}(n^{-\gamma}) \mathcal{O}(pn^{-\gamma}) = \mathcal{O}(pn^{-2\gamma}).$$

Therefore, we obtain

$$\mathbb{E} [|\mathbf{R}_{l,m} \Delta_m|] \leq \mathbb{E} [\mathbf{R}_{l,m}^2]^{1/2} \mathbb{E} [\Delta_m^2]^{1/2} = \mathcal{O}(pn^{-2\gamma}),$$

and hence, using (C.7) we deduce that

$$\left| \mathbb{E} [\Delta_l^{(r)}] \right| \leq p \mathbb{E} \left[\max_m |\mathbf{R}_{l,m} \Delta_m| \right] = \mathcal{O}((pn^{-\gamma})^2).$$

Considering this, and since $\mathbb{E} [\Delta] = -\mathbf{B}^{-1} \mathbb{E} [\Delta^{(r)}]$, we have, for all $k = 1, \dots, p$

$$|\mathbb{E} [\Delta_k]| = \mathcal{O}(p^3 n^{-2\gamma}),$$

and consequently,

$$\|\mathbb{E} [\Delta]\|_2 = \mathcal{O}((p^2 n^{-\gamma})^2).$$

Since $\mathbb{E} [\Delta] = -\mathbf{B}^{-1} \mathbb{E} [\Delta^{(r)}]$ and $\mathbb{E} [\Delta^{(r)}] = \mathbb{E} [\mathbf{R} \Delta]$, one can repeat the same computations and deduce by induction that for all $i \in \mathbb{N}^*$

$$\|\mathbb{E} [\Delta]\|_2 = \mathcal{O}((p^2 n^{-\gamma})^i).$$

□

D. PROOF OF COROLLARY 1

Fix $\varepsilon > 0$ and $\delta > 0$. We need to show that there exists a sample size $n^* \in \mathbb{N}^*$ such that for all $n \geq n^*$

$$\Pr \left(\|\hat{\boldsymbol{\theta}}_{(j,n,H)} - \boldsymbol{\theta}_0\|_2 \geq \varepsilon \right) \leq \delta.$$

From Chebyshev's inequality we have that

$$\Pr \left(\|\hat{\boldsymbol{\theta}}_{(j,n,H)} - \boldsymbol{\theta}_0\|_2 \geq \varepsilon \right) \leq \frac{\mathbb{E} \left[\|\hat{\boldsymbol{\theta}}_{(j,n,H)} - \boldsymbol{\theta}_0\|_2^2 \right]}{\varepsilon^2}.$$

Therefore, we only need to show that there exists a sample size $n^* \in \mathbb{N}^*$ such that for all $n \geq n^*$

$$\mathbb{E} \left[\|\hat{\boldsymbol{\theta}}_{(j,n,H)} - \boldsymbol{\theta}_0\|_2^2 \right] \leq \varepsilon^2 \delta.$$

Using the same notation as in the proof of Proposition 2, we have from (C.4) and for n sufficiently large that

$$\begin{aligned} \boldsymbol{\Delta} &\equiv \hat{\boldsymbol{\theta}}_{(j,n,H)} - \boldsymbol{\theta}_0 \\ &= \mathbf{B}^{-1} \left(\mathbf{r}(\boldsymbol{\theta}_0, n) - \mathbf{r}(\hat{\boldsymbol{\theta}}_{(j,n,H)}, n) + \mathbf{v}(\boldsymbol{\theta}_0, n, \boldsymbol{\omega}_0) - \frac{1}{H} \sum_{h=1}^H \mathbf{v}(\hat{\boldsymbol{\theta}}_{(j,n,H)}, n, \boldsymbol{\omega}_{h+jH}) \right) \\ &= \mathbf{B}^{-1} \left(\mathbf{R}\boldsymbol{\Delta} + \mathbf{v}^{(H)} \right), \end{aligned} \quad (\text{D.8})$$

where $\mathbf{v}^{(H)}$ is zero mean random vector of order $\mathcal{O}_p(n^{-\alpha})$ elementwise by Assumption C₁. Thus, by Assumption D₂ we have that for all $k = 1, \dots, p$

$$\begin{aligned} \boldsymbol{\Delta}_k &= \sum_{l=1}^p (\mathbf{B}^{-1})_{k,l} \left(\mathbf{R}\boldsymbol{\Delta} + \mathbf{v}^{(H)} \right)_l = \sum_{l=1}^p \sum_{m=1}^p (\mathbf{B}^{-1})_{k,l} \left(\mathbf{R}_{l,m} \boldsymbol{\Delta}_m + \mathbf{v}_m^{(H)} \right) \\ &= \sum_{l=1}^p \sum_{m=1}^p \mathcal{O}_p(n^{-\gamma}) + \mathcal{O}_p(n^{-\alpha}) = \sum_{l=1}^p \sum_{m=1}^p \mathcal{O}_p(\max(n^{-\alpha}, n^{-\gamma})) \\ &= \mathcal{O}_p(p^2 \max(n^{-\alpha}, n^{-\gamma})). \end{aligned}$$

Therefore we have,

$$\|\boldsymbol{\Delta}\|_2^2 = \sum_{k=1}^p \boldsymbol{\Delta}_k^2 = p \mathcal{O}_p(p^4 \max(n^{-2\alpha}, n^{-2\gamma})) = \mathcal{O}_p(p^5 n^{-2 \min(\alpha, \gamma)}),$$

and thus since $\boldsymbol{\Theta}$ is compact by Assumption A₂, we have

$$\mathbb{E} [\|\boldsymbol{\Delta}\|_2^2] = \mathcal{O}(p^5 n^{-2 \min(\alpha, \gamma)}).$$

Using Assumptions C₂ and D₃ the last equality implies that there exists a sample size $n^* \in \mathbb{N}^*$ such that for all $n \in \mathbb{N}^*$ satisfying $n \geq n^*$, we obtain

$$\mathbb{E} [\|\boldsymbol{\Delta}\|_2^2] \leq \varepsilon^2 \delta.$$

□

E. PROOF OF PROPOSITION 3

This proof is directly obtained by verifying the conditions of Theorem 2.1 of [Newey and McFadden \(1994\)](#) on the functions $\hat{Q}(\boldsymbol{\theta}, n)$ and $Q(\boldsymbol{\theta})$ defined as follow:

$$\hat{Q}(\boldsymbol{\theta}, n) \equiv \left\| \hat{\pi}(\boldsymbol{\theta}_0, n, \boldsymbol{\omega}_0) - \frac{1}{H} \sum_{h=1}^H \hat{\pi}(\boldsymbol{\theta}, n, \boldsymbol{\omega}_{h+jH}) \right\|_2,$$

and

$$Q(\boldsymbol{\theta}) = \left\| \pi(\boldsymbol{\theta}_0) - \pi(\boldsymbol{\theta}) \right\|_2.$$

Reformulating the requirements of this theorem to our setting, we have to show that (i) $\boldsymbol{\Theta}$ is compact, (ii) $Q(\boldsymbol{\theta})$ is continuous, (iii) $Q(\boldsymbol{\theta})$ is uniquely minimized at $\boldsymbol{\theta}_0$, (iv) $\hat{Q}(\boldsymbol{\theta}, n)$ converges uniformly in probability to $Q(\boldsymbol{\theta})$.

On one hand, Assumptions [A₃](#) trivially ensures that $\boldsymbol{\Theta}$ is compact. On the other hand, Assumption [D₄](#) guarantees that $Q(\boldsymbol{\theta})$ is continuous and uniquely minimized at $\boldsymbol{\theta}_0$ since $\pi(\boldsymbol{\theta}) = \boldsymbol{\theta} + \mathbf{a}(\boldsymbol{\theta})$ is required to be continuous and injective. What remains to be shown is that $\hat{Q}(\boldsymbol{\theta}, n)$ converges uniformly in probability to $Q(\boldsymbol{\theta})$, which is equivalent to show that: $\forall \varepsilon > 0$ and $\forall \delta > 0$, there exists a sample size $n^* \in \mathbb{N}^*$ such that for all $n \geq n^*$

$$\Pr \left(\sup_{\boldsymbol{\theta} \in \boldsymbol{\Theta}} \left| \hat{Q}(\boldsymbol{\theta}, n) - Q(\boldsymbol{\theta}) \right| \geq \varepsilon \right) \leq \delta.$$

Fix $\varepsilon > 0$ and $\delta > 0$. Using the above definitions, we have that

$$\sup_{\boldsymbol{\theta} \in \boldsymbol{\Theta}} \left| \hat{Q}(\boldsymbol{\theta}, n) - Q(\boldsymbol{\theta}) \right| \leq \sup_{\boldsymbol{\theta} \in \boldsymbol{\Theta}} \left[\left| \hat{Q}(\boldsymbol{\theta}, n) - Q(\boldsymbol{\theta}, n) \right| + \left| Q(\boldsymbol{\theta}, n) - Q(\boldsymbol{\theta}) \right| \right], \quad (\text{E.9})$$

where

$$Q(\boldsymbol{\theta}, n) \equiv \left\| \pi(\boldsymbol{\theta}_0, n) - \pi(\boldsymbol{\theta}, n) \right\|_2. \quad (\text{E.10})$$

We now consider each term of [\(E.9\)](#) separately. For simplicity, we define

$$\bar{\pi}(\boldsymbol{\theta}, n) \equiv \frac{1}{H} \sum_{h=1}^H \hat{\pi}(\boldsymbol{\theta}, n, \boldsymbol{\omega}_{h+jH}),$$

and, considering the first term of (E.9), we have

$$\begin{aligned}
\left| \hat{Q}(\boldsymbol{\theta}, n) - Q(\boldsymbol{\theta}, n) \right| &= \left| \left\| \hat{\boldsymbol{\pi}}(\boldsymbol{\theta}_0, n, \boldsymbol{\omega}_0) - \boldsymbol{\pi}(\boldsymbol{\theta}_0, n) + \boldsymbol{\pi}(\boldsymbol{\theta}_0, n) - \boldsymbol{\pi}(\boldsymbol{\theta}, n) + \boldsymbol{\pi}(\boldsymbol{\theta}, n) - \bar{\boldsymbol{\pi}}(\boldsymbol{\theta}, n) \right\|_2 \right. \\
&\quad \left. - \left\| \boldsymbol{\pi}(\boldsymbol{\theta}_0, n) - \boldsymbol{\pi}(\boldsymbol{\theta}, n) \right\|_2 \right| \\
&\leq \left\| \hat{\boldsymbol{\pi}}(\boldsymbol{\theta}_0, n, \boldsymbol{\omega}_0) - \boldsymbol{\pi}(\boldsymbol{\theta}_0, n) \right\|_2 + \left\| \boldsymbol{\pi}(\boldsymbol{\theta}, n) - \bar{\boldsymbol{\pi}}(\boldsymbol{\theta}, n) \right\|_2 \\
&= \left\| \mathbf{v}(\boldsymbol{\theta}_0, n, \boldsymbol{\omega}_0) \right\|_2 + \left\| \frac{1}{H} \sum_{h=1}^H \mathbf{v}(\boldsymbol{\theta}, n, \boldsymbol{\omega}_{h+jH}) \right\|_2 \\
&= \mathcal{O}_p(\sqrt{pn}^{-\alpha}) + \mathcal{O}_p(\sqrt{pn}^{-\alpha} H^{-1/2}) = \mathcal{O}_p(\sqrt{pn}^{-\alpha}),
\end{aligned}$$

by Assumption C₁. Similarly, we have

$$\begin{aligned}
\left| Q(\boldsymbol{\theta}, n) - Q(\boldsymbol{\theta}) \right| &= \left| \left\| \boldsymbol{\pi}(\boldsymbol{\theta}_0, n) - \boldsymbol{\pi}(\boldsymbol{\theta}_0) + \boldsymbol{\pi}(\boldsymbol{\theta}_0) - \boldsymbol{\pi}(\boldsymbol{\theta}) + \boldsymbol{\pi}(\boldsymbol{\theta}) - \boldsymbol{\pi}(\boldsymbol{\theta}, n) \right\|_2 \right. \\
&\quad \left. - \left\| \boldsymbol{\pi}(\boldsymbol{\theta}_0) - \boldsymbol{\pi}(\boldsymbol{\theta}) \right\|_2 \right| \\
&\leq \left\| \boldsymbol{\pi}(\boldsymbol{\theta}_0, n) - \boldsymbol{\pi}(\boldsymbol{\theta}_0) \right\|_2 + \left\| \boldsymbol{\pi}(\boldsymbol{\theta}) - \boldsymbol{\pi}(\boldsymbol{\theta}, n) \right\|_2 \\
&= \left\| \mathbf{c}(n) + \mathbf{L}(n)\boldsymbol{\theta}_0 + \mathbf{r}(\boldsymbol{\theta}_0, n) \right\|_2 + \left\| \mathbf{c}(n) + \mathbf{L}(n)\boldsymbol{\theta} + \mathbf{r}(\boldsymbol{\theta}, n) \right\|_2 \\
&= \mathcal{O}(\sqrt{p} \max(c_n, pn^{-\beta}, n^{-\gamma})),
\end{aligned}$$

by Assumption D₄. Therefore, we obtain

$$\sup_{\boldsymbol{\theta} \in \boldsymbol{\Theta}} \left| \hat{Q}(\boldsymbol{\theta}, n) - Q(\boldsymbol{\theta}) \right| = \mathcal{O}_p(\sqrt{pn}^{-\alpha}) + \mathcal{O}(\sqrt{p} \max(c_n, pn^{-\beta}, n^{-\gamma})).$$

By Assumptions C₁ and D₄, there exists a sample size $n^* \in \mathbb{N}^*$ such that for all $n \in \mathbb{N}^*$ satisfying $n \geq n^*$ we have

$$\Pr \left(\sup_{\boldsymbol{\theta} \in \boldsymbol{\Theta}} \left| \hat{Q}(\boldsymbol{\theta}, n) - Q(\boldsymbol{\theta}) \right| \geq \varepsilon \right) \leq \delta.$$

Therefore, the four condition of Theorem 2.1 of Newey and McFadden (1994) are verified implying the result. □

F. PROOF OF PROPOSITION 4

Without loss of generality we can assume that the sample sizes $n^* \in \mathbb{N}^*$ of Assumption C₃ and D₅ are the same. Let $n \in \mathbb{N}^*$ be such that $n \geq n^*$. By the definition of JIE in (1), we have

$$\hat{\boldsymbol{\pi}}(\boldsymbol{\theta}_0, n, \boldsymbol{\omega}_0) = \frac{1}{H} \sum_{h=1}^H \hat{\boldsymbol{\pi}}(\hat{\boldsymbol{\theta}}_{(j,n,H)}, n, \boldsymbol{\omega}_{h+jH}). \tag{F.11}$$

Since the auxiliary estimator may be expressed, for any $(\boldsymbol{\theta}, n, \boldsymbol{\omega}) \in \boldsymbol{\Theta} \times \mathbb{N}^* \times \boldsymbol{\Omega}$, as

$$\hat{\boldsymbol{\pi}}(\boldsymbol{\theta}, n, \boldsymbol{\omega}) = \boldsymbol{\theta} + \mathbf{a}(\boldsymbol{\theta}) + \mathbf{c}(n) + \mathbf{L}(n)\boldsymbol{\theta} + \mathbf{r}(\boldsymbol{\theta}, n) + \mathbf{v}(\boldsymbol{\theta}, n, \boldsymbol{\omega}). \quad (\text{F.12})$$

we deduce from (F.11), by using the mean value theorem on $\mathbf{a}(\boldsymbol{\theta})$ and $\mathbf{r}(\boldsymbol{\theta}, n)$, that

$$\mathbf{B}(\boldsymbol{\theta}^{(\mathbf{a}, \mathbf{r})}, n) \boldsymbol{\Delta} = \mathbf{v}(\boldsymbol{\theta}_0, n, \boldsymbol{\omega}_0) - \frac{1}{H} \sum_{h=1}^H \mathbf{v}(\hat{\boldsymbol{\theta}}_{(j, n, H)}, n, \boldsymbol{\omega}_{h+jH}), \quad (\text{F.13})$$

where $\mathbf{B}(\boldsymbol{\theta}^{(\mathbf{a}, \mathbf{r})}, n) \equiv \mathbf{I} + \mathbf{A}(\boldsymbol{\theta}^{(\mathbf{a})}) + \mathbf{L}(n) + \mathbf{R}(\boldsymbol{\theta}^{(\mathbf{r})}, n)$ and $\boldsymbol{\Delta} \equiv \hat{\boldsymbol{\theta}}_{(j, n, H)} - \boldsymbol{\theta}_0$. Applying the mean value theorem on $\mathbf{v}(\hat{\boldsymbol{\theta}}_{(j, n, H)}, n, \boldsymbol{\omega}_{h+jH})$ we obtain for all $h = 1, \dots, H$

$$\mathbf{v}(\hat{\boldsymbol{\theta}}_{(j, n, H)}, n, \boldsymbol{\omega}_{h+jH}) = \mathbf{v}(\boldsymbol{\theta}_0, n, \boldsymbol{\omega}_{h+jH}) + \mathbf{V}(\boldsymbol{\theta}^{(\mathbf{v})}, n, \boldsymbol{\omega}_{h+jH}) \boldsymbol{\Delta}.$$

Hence, let $\mathbf{u} \in \mathbb{R}^p$ be such that $\|\mathbf{u}\|_2 = 1$, then by Assumption C₃ we have,

$$\sqrt{n} \mathbf{u}^T \boldsymbol{\Sigma}(\boldsymbol{\theta}_0, n)^{-1/2} \mathbf{v}(\boldsymbol{\theta}_0, n, \boldsymbol{\omega}_0) = Z(\boldsymbol{\theta}_0, n, \boldsymbol{\omega}_0, \mathbf{u}) + \delta_n^{(1)} W(\boldsymbol{\theta}_0, n, \boldsymbol{\omega}_0, \mathbf{u})$$

and for all $h = 1, \dots, H$

$$\sqrt{n} \mathbf{u}^T \boldsymbol{\Sigma}(\boldsymbol{\theta}_0, n)^{-1/2} \mathbf{v}(\boldsymbol{\theta}_0, n, \boldsymbol{\omega}_{h+jH}) = Z(\boldsymbol{\theta}_0, n, \boldsymbol{\omega}_{h+jH}, \mathbf{u}) + \delta_n^{(h)} W(\boldsymbol{\theta}_0, n, \boldsymbol{\omega}_{h+jH}, \mathbf{u})$$

where $(\delta_n^{(0)}), (\delta_n^{(1)}), \dots, (\delta_n^{(H)}) \in \mathfrak{D}$ and

$$\begin{aligned} Z(\boldsymbol{\theta}_0, n, \boldsymbol{\omega}_0, \mathbf{u}) &\sim \mathcal{N}(0, 1), & Z(\boldsymbol{\theta}_0, n, \boldsymbol{\omega}_{h+jH}, \mathbf{u}) &\sim \mathcal{N}(0, 1), \\ W(\boldsymbol{\theta}_0, n, \boldsymbol{\omega}_0, \mathbf{u}) &= \mathcal{O}_p(1), & W(\boldsymbol{\theta}_0, n, \boldsymbol{\omega}_{h+jH}, \mathbf{u}) &= \mathcal{O}_p(1). \end{aligned}$$

Without loss of generality, we can suppose that $(\delta_n) \equiv (\delta_n^{(0)}) = (\delta_n^{(1)}) = \dots = (\delta_n^{(H)})$ as one may simply modify $W(\boldsymbol{\theta}_0, n, \boldsymbol{\omega}_0, \mathbf{u})$ and $W(\boldsymbol{\theta}_0, n, \boldsymbol{\omega}_{h+jH}, \mathbf{u})$ for all $h = 1, \dots, H$. For simplicity, we write $\mathfrak{X}_{\boldsymbol{\theta}_0, n, \mathbf{u}} \equiv \sqrt{n} \mathbf{u}^T \boldsymbol{\Sigma}(\boldsymbol{\theta}_0, n)^{-1/2}$, $Z_0 \equiv Z(\boldsymbol{\theta}_0, n, \boldsymbol{\omega}_0, \mathbf{u})$ and $Z_h \equiv Z(\boldsymbol{\theta}_0, n, \boldsymbol{\omega}_{h+jH}, \mathbf{u})$. Multiplying the right hand side of (F.13) by $\mathfrak{X}_{\boldsymbol{\theta}_0, n, \mathbf{u}}$, we have

$$\begin{aligned} &\mathfrak{X}_{\boldsymbol{\theta}_0, n, \mathbf{u}} \left(\mathbf{v}(\boldsymbol{\theta}_0, n, \boldsymbol{\omega}_0) - \frac{1}{H} \sum_{h=1}^H \mathbf{v}(\hat{\boldsymbol{\theta}}_{(j, n, H)}, n, \boldsymbol{\omega}_{h+jH}) \right) \\ &= Z_0 + \mathcal{O}_p(\delta_n) - \frac{1}{H} \sum_{h=1}^H (Z_h + \mathcal{O}_p(\delta_n)) - \frac{1}{H} \sum_{h=1}^H \mathfrak{X}_{\boldsymbol{\theta}_0, n, \mathbf{u}} \mathbf{V}(\boldsymbol{\theta}^{(\mathbf{v})}, n, \boldsymbol{\omega}_{h+jH}) \boldsymbol{\Delta} \end{aligned} \quad (\text{F.14})$$

The first two terms of (F.14) are considered separately in the following computation

$$\begin{aligned}
Z_0 + \mathcal{O}_p(\delta_n) - \frac{1}{H} \sum_{h=1}^H (Z_h + \mathcal{O}_p(\delta_n)) &= Z_0 - \frac{1}{H} \sum_{h=1}^H Z_h + \mathcal{O}_p(\delta_n) - \frac{1}{H} \sum_{h=1}^H \mathcal{O}_p(\delta_n) \\
&\stackrel{d}{=} \left(1 + \frac{1}{H}\right)^{1/2} Z + \mathcal{O}_p(\delta_n) - \mathcal{O}_p\left(\frac{\delta_n}{\sqrt{H}}\right) \\
&= \left(1 + \frac{1}{H}\right)^{1/2} Z + \mathcal{O}_p(\delta_n),
\end{aligned} \tag{F.15}$$

where $Z \sim \mathcal{N}(0, 1)$. We now consider the last term of (F.14). Since $\boldsymbol{\Sigma}(\boldsymbol{\theta}, n)^{-1/2} = \mathcal{O}(1)$ and $\mathbf{V}(\boldsymbol{\theta}^{(\mathbf{v})}, n, \boldsymbol{\omega}_{h+jH}) = \mathcal{O}_p(n^{-1/2})$ elementwise by Assumption C₃ and $\|\mathbf{u}\|_2 = 1$ we have for all $h = 1, \dots, H$

$$\mathfrak{X}_{\boldsymbol{\theta}_0, n, \mathbf{u}} \mathbf{V}(\boldsymbol{\theta}^{(\mathbf{v})}, n, \boldsymbol{\omega}_{h+jH}) \boldsymbol{\Delta} = \mathcal{O}_p(p) \mathbb{1}_p^T \boldsymbol{\Delta},$$

where $\mathbb{1}_p \in \mathbb{R}^p$ is the vector filled with ones. Since Assumptions A₂, B, C₃ and D₅ imply that $\hat{\boldsymbol{\theta}}_{(j, n, H)}$ is consistent estimator of $\boldsymbol{\theta}_0$ (see Figure 1), there exists a sequence $(\delta'_n) \in \mathfrak{D}$ such that $\boldsymbol{\Delta} = \mathcal{O}_p(\delta'_n)$ for all $n \in \mathbb{N}^*$. Without loss of generality, we may assume that $(\delta'_n) = (\delta_n)$. Therefore, we have

$$\begin{aligned}
\mathfrak{X}_{\boldsymbol{\theta}_0, n, \mathbf{u}} \mathbf{V}(\boldsymbol{\theta}^{(\mathbf{v})}, n, \boldsymbol{\omega}_{h+jH}) \boldsymbol{\Delta} &= \mathcal{O}_p(p) \mathbb{1}_p^T \boldsymbol{\Delta} = \mathcal{O}_p(p) \mathbb{1}_p^T \mathcal{O}_p(\delta_n) \mathbb{1}_p \\
&= \mathcal{O}_p(p \delta_n) \mathbb{1}_p^T \mathbb{1}_p = \mathcal{O}_p(p^2 \delta_n),
\end{aligned}$$

which leads to the computation for the last term of (F.14),

$$\frac{1}{H} \sum_{h=1}^H \mathfrak{X}_{\boldsymbol{\theta}_0, n, \mathbf{u}} \mathbf{V}(\boldsymbol{\theta}^{(\mathbf{v})}, n, \boldsymbol{\omega}_{h+jH}) \boldsymbol{\Delta} = \frac{1}{H} \sum_{h=1}^H \mathcal{O}_p(p^2 \delta_n) = \mathcal{O}_p\left(\delta_n \frac{p^2}{\sqrt{H}}\right). \tag{F.16}$$

Combining (F.13), (F.14) and (F.16), we obtain

$$\begin{aligned}
&\left(1 + \frac{1}{H}\right)^{-1/2} \mathfrak{X}_{\boldsymbol{\theta}_0, n, \mathbf{u}} \mathbf{B}(\boldsymbol{\theta}^{(\mathbf{a}, \mathbf{r})}, n) \boldsymbol{\Delta} \\
&= \left(1 + \frac{1}{H}\right)^{-1/2} \mathfrak{X}_{\boldsymbol{\theta}_0, n, \mathbf{u}} \left(\mathbf{v}(\boldsymbol{\theta}, n, \boldsymbol{\omega}_0) - \frac{1}{H} \sum_{h=1}^H \mathbf{v}(\hat{\boldsymbol{\theta}}_{(j, n, H)}, n, \boldsymbol{\omega}_{h+jH}) \right) \\
&\stackrel{d}{=} \left(1 + \frac{1}{H}\right)^{-1/2} \left(\left(1 + \frac{1}{H}\right)^{1/2} Z + \mathcal{O}_p(\delta_n) + \mathcal{O}_p\left(\delta_n \frac{p^2}{\sqrt{H}}\right) \right) \\
&\stackrel{d}{=} Z + \mathcal{O}_p\left(\delta_n \sqrt{\frac{H}{H+1}}\right) + \mathcal{O}_p\left(\delta_n \frac{p^2}{\sqrt{H+1}}\right) \\
&= Z + \delta_n \mathcal{O}_p(1) + \delta_n \mathcal{O}_p\left(\frac{p^2}{\sqrt{H}}\right) = Z + \delta_n \mathcal{O}_p\left(\max\left(1, \frac{p^2}{\sqrt{H}}\right)\right).
\end{aligned}$$

The proof is completed using (11) of Assumption D₅.

□

REFERENCES

- G. Adimari and L. Ventura. Robust inference for generalized linear models with application to logistic regression. *Statistics and Probability Letters*, 55:413–419, 2001.
- A. Albert and J. A. Anderson. On the existence of maximum likelihood estimates in logistic regression models. *Biometrika*, 71:1–10, 1984.
- P. C. Austin and E. W. Steyerberg. Events per variable (EPV) and the relative performance of different strategies for estimating the out-of-sample validity of logistic regression models. *Statistical Methods in Medical Research*, 26:796–808, 2017.
- O. Barndorff-Nielsen. On a formula for the distribution of the maximum likelihood estimator. *Biometrika*, 70:343–365, 1983.
- R. K. Barnwal and S. R. Paul. Analysis of one-way layout of count data with negative binomial variation. *Biometrika*, 75:215–222, 1988.
- F. Bartolucci, R. Bellio, A. Salvan, and N. Sartori. Modified profile likelihood for fixed-effects panel data models. *Econometric Reviews*, 35:1271–1289, 2016.
- A. Basu, I. R. Harris, N. L. Hjort, and M. C. Jones. Robust and efficient estimation by minimising a density power divergence. *Biometrika*, 85:549–559, 1998.
- R. Bellio and N. Sartori. Practical use of modified maximum likelihoods for stratified data. *Biometrical Journal*, 48:876–886, 2006.
- A. Belloni, V. Chernozhukov, and K. Kato. Uniform post-selection inference for least absolute deviation regression and other Z-estimation problems. *Biometrika*, 102:77–94, 2015.
- A. Bergesio and V. J. Yohai. Projection estimators for generalized linear models. *Journal of the American Statistical Association*, 106:661–671, 2011.
- C. A. Bester and C. Hansen. A penalty function approach to bias reduction in nonlinear panel models with fixed effects. *Journal of Business and Economic Statistics*, 27:131–148, 2009.
- A. M. Bianco and V. J. Yohai. Robust estimation in the logistic regression model. In H. Reider, editor, *Robust statistics, Data analysis and computer intensive methods*, pages 17–34. Springer Verlag, New York, 1996.
- P. J. Bickel, Y. Ritov, and A. B. Tsybakov. Simultaneous analysis of lasso and dantzig selector. *The Annals of Statistics*, 37:1705–1732, 2009.

- H. D. Bondell. Minimum distance estimation for the logistic regression model. *Biometrika*, 92: 724–731, 2005.
- D. A. Botter and M. D. Cordeiro. Improved estimators for generalized linear models with dispersion covariates. *Journal of Statistical Computation and Simulation*, 62:91–104, 1998.
- A. R. Brazzale, A. C. Davison, and N. Reid. *Applied Asymptotics*. Cambridge University Press, Cambridge, 2007.
- N. E. Breslow. Extra-Poisson variation in log-linear models. *Journal of the Royal Statistical Society, Series C*, 33:38–44, 1984.
- N. E. Breslow and D. G. Clayton. Approximate inference in generalized linear mixed models. *JASA*, 88:9–25, 1993.
- P. Bühlmann. Statistical significance in high-dimensional linear models. *Bernoulli*, 19:1212–1242, 2013.
- P. Bühlmann and J. Mandozzi. High-dimensional variable screening and bias in subsequent inference, with an empirical comparison. *Computational Statistics*, 29:407–430, 2014.
- P. Bühlmann and S. A. van de Geer. *Statistics for High-dimensional Data*. Springer, Berlin, 2011.
- S. B. Bull, C. M. T. Greenwood, and W. W. Hauck. Jackknife bias reduction for polychotomous logistic regression. *Statistics in Medicine*, 16(5):545–560, 1997.
- S. B. Bull, C. Mak, and C. M. T. Greenwood. A modified score function estimator for multinomial logistic regression in small samples. *Computational Statistics and Data Analysis*, 39:57–74, 2002a.
- S. B. Bull, C. Mak, and C. M. T. Greenwood. A modified score function estimator for multinomial logistic regression in small samples. *Computational Statistics and Data Analysis*, 39:57–74, 2002b.
- S. B. Bull, J. P. Lewinger, and S. S. F. Lee. Confidence intervals for multinomial logistic regression in sparse data. *Statistics in Medicine*, 26:903–918, 2007.
- A. L. Byers, H. Allore, T. M. Gill, and P. N. Peduzzi. Application of negative binomial modeling for discrete outcomes: a case study in aging research. *Journal of Clinical Epidemiology*, 56: 559–564, 2003.

- N. G. Cadigan and O. M. Bataineh. Inference about the ratio of means from negative binomial paired count data. *Environmental and Ecological Statistics*, 19:269–293, 2012.
- A. C. Cameron and P. K. Trivedi. *Regression Analysis of Count Data, 2nd edition*. Number 53 in Econometric Society Monograph. Cambridge University Press, Cambridge, UK, 2013.
- E. J. Candès and P. Sur. The phase transition for the existence of the maximum likelihood estimate in high-dimensional logistic regression. Technical report, Stanford University, Stanford, CA 94305, USA, 2018. Working paper available at: <https://arxiv.org/pdf/1804.09753.pdf>.
- E. Cantoni and E. Ronchetti. Robust inference for generalized linear models. *Journal of the American Statistical Association*, 96:1022–1030, 2001.
- R. J. Carroll and S. Pederson. On robustness in the logistic regression model. *Journal of the Royal Statistical Society, Series B*, 55:693–706, 1993.
- E. Castilla, A. Ghosh, N. Martin, and L. Pardo. New robust statistical procedures for the polytomous logistic regression models. *Biometrics*, 2018. To appear.
- E. Choi, P. Hall, and B. Presnell. Rendering parametric procedures more robust by empirically tilting the model. *Biometrika*, 87:453–465, 2000.
- A. Christmann. Least median of weighted squares in logistic regression with large strata. *Biometrika*, 81:413–417, 1994.
- A. Christmann and P. J. Rousseeuw. Measuring overlap in binary regression. *Computational Statistics and Data Analysis*, 37:65–75, 2001.
- P. Cížek. Robust and efficient adaptive estimation of binary-choice regression models. *Journal of the American Statistical Association*, 103:687–696, 2008.
- P. C. Consul. *Generalized Poisson Distributions*. Marcel Dekker, New York, 1989.
- R. D. Cook, C.-L. Tsai, and B. C. Wei. Bias in nonlinear regression. *Biometrika*, 73:615–623, 1986.
- J. B. Copas. Binary regression models for contaminated data. *Journal of the Royal Statistical Society, Series B*, 50:225–265, 1988.
- G. M. Cordeiro and D. A. Botter. Second-order biases of maximum likelihood estimates in overdispersed generalized linear models. *Statistics & Probability Letters*, 55:269–280, 2001.
- G. M. Cordeiro and P. McCullagh. Bias correction in generalized linear models. *Journal of the Royal Statistical Society, Series B*, 53:629–643, 1991.

- G. M. Cordeiro and M. C. Toyama Udo. Bias correction in generalized nonlinear models with dispersion covariates. *Communications in Statistics - Theory and Methods*, 37:2219–2225, 2008.
- G. M. Cordeiro and K. L. P. Vasconcellos. Bias correction for a class of multivariate nonlinear regression models. *Statistics and Probability Letters*, 35:155–164, 1997.
- D. S. Courvoisier, C. Combescure, T. Agoritsas, A. Gayet-Ageron, and T. V. Perneger. Performance of logistic regression modeling: beyond the number of events per variable, the role of data structure. *Journal of Clinical Epidemiology*, 64:993–1000, 2011.
- D. R. Cox. *Principles of statistical inference*. Cambridge University Press, Cambridge, 2006.
- D. R. Cox and E. J. Snell. A general definition of residuals. *Journal of the Royal Statistical Society, Series B*, 30:248–275, 1968.
- C. Croux and G. Haesbroeck. Implementing the Bianco and Yohai estimator for logistic regression. *Computational Statistics and Data Analysis*, 44:273–295, 2003.
- R. Dezeure, P. Bühlmann, L. Meier, and N. Meinshausen. High-dimensional inference: Confidence intervals, p -values and r-software hdi. *Statistical Science*, 30:533–558, 2015.
- R. Dezeure, P. Bühlmann, and C.-H. Zhang. High-dimensional simultaneous inference with the bootstrap. *TEST*, 26:685–719, 2017.
- T. J. DiCiccio, M. A. Martin, S. E. Stern, and G. A. Young. Information bias and adjusted profile likelihoods. *Journal of the Royal Statistical Society, Series B*, 58:189–203, 1996.
- D. Duffie and K. J. Singleton. Simulated moments estimation of markov models of asset prices. *Econometrica: Journal of the Econometric Society*, pages 929–952, 1993.
- B. Efron. Defining the curvature of a statistical problem (with applications to second order efficiency). *The Annals of Statistics*, 3:1189–1242, 1975.
- B. Efron. Bootstrap methods: Another look at the jackknife. *The Annals of Statistics*, 7:1–26, 1979.
- B. Efron. *The Jackknife, the Bootstrap and Other Resampling Plans*, volume 38. Society for Industrial and Applied Mathematics, Philadelphia, 1982.
- B. Efron and R. J. Tibshirani. *An introduction to the bootstrap*. CRC press, 1994.
- J. Engel. Models for response data showing extra-Poisson variation. *Statistica Neerlandica*, 38:159–167, 1984.

- H. Ferguson, N. Reid, and D. R. Cox. Estimating equations from modified profile likelihood. In V. P. Godambe, editor, *Estimating Functions*, pages 279–93. Clarendon Press, Oxford, 1991.
- D. Firth. Bias reduction of maximum likelihood estimates. *Biometrika*, 80:27–38, 1993.
- A. R. Gallant and J. R. Long. Estimating stochastic differential equations efficiently by minimum Chi-squared. *Biometrika*, 84:125–141, 1997.
- A Ronald Gallant and George Tauchen. Which moments to match? *Econometric Theory*, pages 657–681, 1996.
- J. J. Gart, H. M. Pettigrew, and D. G. Thomas. The effect of bias, variance estimation, skewness and kurtosis of the empirical logit on weighted least squares analyses. *Biometrika*, 72:179–190, 1985.
- A. Gelman, A. Jakulin, M. G. Pittau, and Y.-S. Su. A weakly informative default prior distribution for logistic and other regression models. *The Annals of Applied Statistics*, 2:1360–1383, 2008.
- M. G. Genton and X. de Luna. Robust simulation-based estimation. *Statistics & probability letters*, 48(3):253–259, 2000.
- D. Gervini. Robust adaptive estimators for binary regression models. *Journal of Statistical Planning and Inference*, 131:297–311, 2005.
- A. Ghosh, , and A. Basu. Robust estimation in generalized linear models: the density power divergence approach. *TEST*, 25:269–290, 2016.
- C. Gourieroux, A. Monfort, and E. Renault. Indirect inference. *Journal of applied econometrics*, 8(S1):S85–S118, 1993.
- S. Greenland. Small-sample bias and corrections for conditional maximum-likelihood odds-ratio estimators. *Biostatistics*, 1:113–122, 2000.
- S. Greenland and M. A. Mansournia. Penalization, bias reduction, and default priors in logistic and related categorical and survival regressions. *Statistics in Medicine*, 34:3133–3143, 2015.
- S. Greenland, M. A. Mansournia, and D. G. Altman. Sparse data bias: a problem hiding in plain sight. *BMC medical research methodology*, 352, 2016.
- E. Greenshtein and Y. Ritov. Persistence in high-dimensional linear predictor selection and the virtue of overparametrization. *Bernoulli*, 10:971–988, 2004.

- M. Greenwood and G. U. Yule. An inquiry into the nature of frequency distributions of multiple happenings, with particular reference to the occurrence of multiple attacks of disease or repeated accidents. *Journal of the Royal Statistical Society, Series A*, 83:255–279, 1920.
- S. Guerrier, E. Dupuis-Lozeron, Y. Ma, and M.-P. Victoria-Feser. Simulation-based bias correction methods for complex models. *Journal of the American Statistical Association*, pages 1–12, 2018.
- A. R. Hall. *Generalized Method of Moments*. Advanced Texts in Econometrics. Oxford University Press, Oxford, 2005.
- P. Hall and M. A. Martin. On bootstrap resampling and iteration. *Biometrika*, 75(4):661–671, 1988.
- F. R. Hampel, E. Ronchetti, P. J. Rousseeuw, and W. A. Stahel. *Robust Statistics: The Approach Based on Influence Functions*. John Wiley, New York, 1986.
- L. P. Hansen. Large sample properties of generalized method of moments estimators. *Econometrica*, 50:1029–1054, 1982.
- G. Heinze. A comparative investigation of methods for logistic regression with separated or nearly separated data. *Statistics in medicine*, 25:4216–4226, 2006.
- G. Heinze and R. Pühr. Bias-reduced and separation-proof conditional logistic regression with small or sparse data sets. *Statistics in Medicine*, 29:770–777, 2010.
- G. Heinze and M. Schemper. A solution to the problem of separation in logistic regression. *Statistics in Medicine*, 21:2409–2419, 2002.
- G. Z. Heller, D.-L. Couturier, and S. R. Heritier. Beyond mean modelling: Bias due to misspecification of dispersion in Poisson-inverse Gaussian regression. *Biometrical Journal*, 2018. Online version.
- S. Heritier, E. Cantoni, S. Copt, and M.P. Victoria-Feser. *Robust Methods in Biostatistics*. Wiley, 2009.
- J. M. Hilbe. *Negative binomial regression (2nd ed.)*. Cambridge University Press, New York, 2011.
- J. M. Hilbe. *Modeling Count Data*. Cambridge University Press, Cambridge, UK, 2014.
- K. F. Hirji, A. A. Tsiatis, and C. R. Mehta. Median unbiased estimation for binary data. *The American Statistician*, 43:7–11, 1989.

- T. Hobza, L. Pardo, and I. Vajda. Robust median estimator in logistic regression. *Journal of Statistical Planning and Inference*, 138:3822–3840, 2008.
- A. E. Hoerl and R. Kennard. Ridge regression: Biased estimation for nonorthogonal problems. *Technometrics*, 12:55–67, 1970.
- S. Hosseinian and S. Morgenthaler. Robust binary regression. *Journal of Statistical Planning and Inference*, 141:1497–1509, 2011.
- P. Huber, E. Ronchetti, and M.-P. Victoria-Feser. Estimation of generalized linear latent variable models. *Journal of the Royal Statistical Society, Series B*, 66(4):893–908, 2004.
- P. J. Huber. *Robust Statistics*. John Wiley, New York, 1981.
- Peter J Huber. Robust estimation of a location parameter. *The Annals of Mathematical Statistics*, 35(1):73–101, 1964.
- P.J. Huber and E.M. Ronchetti. *Robust Statistics*. Wiley Series in Probability and Statistics. John Wiley and Sons, Hoboken, 2009. 2nd Edition.
- A. Javanmard and A. Montanari. Confidence intervals and hypothesis testing for high-dimensional regression. *Journal of Machine Learning Research*, 15:2869–2909, 2014.
- H. Jeffreys. An invariant form for the prior probability in estimation problems. *Proceedings of the Royal Society of London. Series A, Mathematical and Physical Sciences*, 186(1007):453–461, 1946.
- H. Joe and R. Zhu. Generalized Poisson distribution: the property of mixture of Poisson and comparison with negative binomial distribution. *Biometrical journal*, 47:219–229, 2005.
- B. Jorgensen. *The Theory of Dispersion Models*. Chapman & Hall, London, 1997.
- B. Jorgensen and Knudsen S. J. Parameter orthogonality and bias adjustment for estimating functions. *Scandinavian Journal of Statistics*, 31:93–114, 2004.
- D. Karlis and E. Xekalaki. Mixed Poisson distributions. *International Statistical Review*, 73:35–58, 2005.
- E. C. Kenne Pagui, A. Salvan, and N. Sartori. Median bias reduction of maximum likelihood estimates. *Biometrika*, 104:923–938, 2017.
- J. E. Kolassa. Infinite parameter estimates in logistic regression, with application to approximate conditional inference. *Scandinavian Journal of Statistics*, 24:523–530, 1997.

- N. Kordzakhia, G. D. Mishra, and L. Reiersolmoen. Robust estimation in the logistic regression mode. *Journal of Statistical Planning and Inference*, 98:211–223, 2001.
- I. Kosmidis. Improved estimation in cumulative link models. *Journal of the Royal Statistical Society, Series B*, 76:169–196, 2014a.
- I. Kosmidis. Bias in parametric estimation: reduction and useful side-effects. *Wiley Interdisciplinary Reviews: Computational Statistics*, 6(3):185–196, 2014b.
- I. Kosmidis. *brglm: Bias Reduction in Binary-Response Generalized Linear Models*, 2017. URL <http://www.ucl.ac.uk/~ucakiko/software.html>. R package version 0.6.1.
- I. Kosmidis and D. Firth. Bias reduction in exponential family nonlinear models. *Biometrika*, 96:793–804, 2009.
- I. Kosmidis and D. Firth. A generic algorithm for reducing bias in parametric estimation. *Electronic Journal of Statistics*, 4:1097–1112, 2010.
- I. Kosmidis and F. Firth. Multinomial logit bias reduction via the Poisson log-linear model. *Biometrika*, 98:755–759, 2011.
- I. Kosmidis, A. Guolo, and C. Varin. Improving the accuracy of likelihood-based inference in meta-analysis and meta-regression. *Biometrika*, 104:489–496, 2017.
- K. S. Krishna. Interval estimation of the over-dispersion parameter in the analysis of one-way layout of count data. *Statistics in Medicine*, 30:39–51, 2011.
- H. R. Kuensch, L. A. Stefanski, and R. J. Carroll. Conditionally unbiased bounded-influence estimation in general regression models, with applications to generalized linear models. *Journal of the American Statistical Association*, 84:460–466, 1989.
- A. Y. C. Kuk. Asymptotically unbiased estimation in generalized linear models with random effects. *Journal of the Royal Statistical Society. Series B (Methodological)*, pages 395–407, 1995.
- S. Kyriakou, I. Kosmidis, and N. Sartori. Median bias reduction in random-effects meta-analysis and meta-regression. *Statistical Methods in Medical Research*, 2018. In press.
- J. F. Lawless. Negative binomial and mixed Poisson regression. *Canadian Journal of Statistics*, 15:209–225, 1987.
- J. C. Le Cessie, S. and Van Houwelingen. Ridge estimators in logistic regression. *Journal of the Royal Statistical Society, Series C*, 41:191–201, 1992.

- C. Leng, Y. Lin, and G. Wahba. A note on the lasso and related procedures in model selection. *Statistica Sinica*, 16:1273–1284, 2006.
- E. Lesaffre and A. Albert. Partial separation in logistic discrimination. *Journal of the Royal Statistical Society, Series B*, 51:109–116, 1989.
- S. Li. Debiasing the debiased lasso with bootstrap. Technical report, Department of Statistics and Biostatistics, Rutgers University, 2017. Working paper available at: <https://arXiv:1711.03613v1>.
- X. Lin and N. E. Breslow. Bias correction in generalized linear mixed models with multiple components of dispersion. *Journal of the American Statistical Association*, 91:1007–1016, 1996.
- J. O. Lloyd-Smith. Maximum likelihood estimation of the negative binomial dispersion parameter for highly overdispersed data, with applications to infectious diseases. *PLoS ONE*, 2, 2007.
- J. O. Lloyd-Smith, S. J. Schreiber, P. E. Kopp, and W. M. Getz. Superspreading and the effect of individual variation on disease emergence. *Nature*, 438:355–359, 2005.
- R. Lockhart, J. Taylor, R. J. Tibshirani, and R. Tibshirani. A significance test for the lasso. *The Annals of Statistics*, 42:413–468, 2014.
- R. H. Lyles, Y. Guo, and S. Greenland. Reducing bias and mean squared error associated with regression-based odds ratio estimators. *Journal of Statistical Planning and Inference*, 142:3235–3241, 2012.
- M. C. M. C. Jones, N. L. Hjort, I. R. Harris, and A. Basu. A comparison of related density-based minimum divergence estimators. *Biometrika*, 88:865–873, 2001.
- M. Maechler, P. Rousseeuw, C. Croux, V. Todorov, A. Ruckstuhl, M. Salibian-Barrera, T. Verbeke, M. Koller, E. L. T. Conceicao, and M. Anna di Palma. *robustbase: Basic Robust Statistics*, 2018. URL <http://robustbase.r-forge.r-project.org/>. R package version 0.93-2.
- G. Manton, K. M. A. Woodbury, and E. Stallard. A variance components approach to categorical data models with heterogeneous cell populations: Analysis of spatial gradients in lung cancer mortality rates in North Carolina counties. *Biometrics*, 37:259–269, 1981.
- M. Markatou, A. Basu, and B. Lindsay. Weighted likelihood estimating equations: The discrete case with application to logistic regression. *Journal of Statistical Planning and Inference*, 57: 215–232, 1997.
- R. A. Maronna, R. D. Martin, and V. J. Yohai. *Robust Statistics: Theory and Methods*. Wiley, Chichester, West Sussex, UK, 2006.

- P. McCullagh and J. A. Nelder. *Generalized Linear Models*. Chapman and Hall, London, 1989. Second edition.
- D. McFadden. A method of simulated moments for estimation of discrete response models without numerical integration. *Econometrica: Journal of the Econometric Society*, pages 995–1026, 1989.
- Y. Mehrabi and J. N. S. Matthews. Likelihood-based methods for bias reduction in limiting dilution assays. *Biometrics*, 51:1543–1549, 1995.
- N. Meinshausen. Group-bound: Confidence intervals for groups of variables in sparse high-dimensional regression without assumptions on the design. *Journal of the Royal Statistical Society, Series B.*, 77:923–945, 2015.
- N. Meinshausen and P. Bühlmann. Stability selection. *Journal of the Royal Statistical Society: Series B*, 72:417–473, 2010.
- N. Meinshausen, L. Meier, and P. Bühlmann. p-values for high-dimensional regression. *Journal of the American Statistical Association*, 104:1671–1681, 2009.
- S. Morgenthaler. Least-absolute-deviations fits for generalized linear models. *Biometrika*, 79:747–754, 1992.
- J. Nelder and R. Wedderburn. Generalized linear models. *Journal of the Royal Statistical Society, Series A*, 135:370–384, 1972.
- W. K. Newey and D. McFadden. Large sample estimation and hypothesis testing. *Handbook of econometrics*, 4:2111–2245, 1994.
- A. K. Nikoloulopoulos and D. Karlis. On modeling count data: a comparison of some well-known discrete distributions. *Journal of Statistical Computation and Simulation*, 78:437–457, 2008.
- L. Pace and A. Salvan. Adjustments of the profile likelihood from a new perspective. *Journal of Statistical Planning and Inference*, 136:3554–3564, 2006.
- S. R. Paul and T. Banerjee. Analysis of two-way layout of count data involving multiple counts in each cell. *Journal of the American Statistical Association*, 93:1419–1429, 1998.
- S. R. Paul and K. K. Saha. The generalized linear model and extensions: a review and some biological and environmental applications. *Environmetrics*, 18:421–443, 2007.
- M. Pavlou, G. Ambler, S. R. Seaman, O. Guttmann, P. Elliott, M. King, and R. Z. Omar. How to develop a more accurate risk prediction model when there are few events. *BMC medical research methodology*, 351, 2015.

- M. G. Pavlou, G. Ambler, S. R. Seaman, M. De Iorio, and R. Z. Omar. Review and evaluation of penalised regression methods for risk prediction in lowdimensional data with few events. *Statistics in medicine*, 35:1159–1177, 2016.
- P. Peduzzi, J. Concato, E. Kemper, T. R. Holford, and A. R. Feinstein. A simulation study of the number of events per variable in logistic regression analysis. *Journal of Clinical Epidemiology*, 49:1373–1379, 1996.
- A. N. Pettitt, J. M. Kelly, and J. T. Gao. Bias correction for censored data with exponential lifetimes. *Statistica Sinica*, 8:941–963, 1998.
- W. W. Piegorsch. Maximum likelihood estimation for the negative binomial dispersion parameter. *Biometrics*, 46:863–867, 1990.
- D. Pregibon. Logistic regression diagnostics. *The Annals of Statistics*, 9:705–724, 1981.
- D. Pregibon. Resistant fits for some commonly used logistic models with medical applications. *Biometrics*, 38:485–498, 1982.
- R. Puhr, G. Heinze, M. Nold, L. Lusa, and A. Geroldinger. Firth’s logistic regression with rare events: accurate effect estimates and predictions? *Statistics in Medicine*, 36:2302–2317, 2017.
- M. S. Rahman and M. Sultana. Performance of Firth-and logf-type penalized methods in risk prediction for small or sparse binary data. *BMC medical research methodology*, 2017.
- R. A. Rigby, D. M. Stasinopoulos, and C. Akantziliotou. A framework for modelling overdispersed count data, including the Poisson-shifted generalized inverse Gaussian distribution. *Computational Statistics & Data Analysis*, 53:381–393, 2008.
- D. Rizopoulos, G. Verbeke, and E. Lesaffre. Fully exponential Laplace approximations for the joint modelling of survival and longitudinal data. *Journal of the Royal Statistical Society, Series B*, 71:637–654, 2009.
- M. D. Robinson and G. K. Smyth. Small-sample estimation of negative binomial dispersion, with applications to SAGE data. *Biostatistics*, 9:321–.332, 2008.
- P. J. Rousseeuw and A. Christmann. Robustness against separation and outliers in logistic regression. *Computational Statistics and Data Analysis*, 43:315–332, 2003.
- K. Saha and S. Paul. Bias-corrected maximum likelihood estimator of the negative binomial dispersion parameter. *Biometrics*, 61:179–185, 2005.

- T. J. Santner and D. E. Duffy. A note on A. Albert and J. A. Anderson's conditions for the existence of maximum likelihood estimates in logistic regression models. *Biometrika*, 73:755–758, 1986.
- N. Sartori. Modified profile likelihoods in models with stratum nuisance parameters. *Biometrika*, 90:533–549, 2003.
- R. L. Schaefer. Bias correction in maximum likelihood logistic regression. *Statistics in Medicine*, 2:71–78, 1983.
- T. A. Severini. An approximation to the modified profile likelihood function. *Biometrika*, 85:403–411, 1998.
- T. A. Severini. *Likelihood methods in statistics*. Oxford University Press, Oxford, 2000.
- T. A. Severini. Modified estimating functions. *Biometrika*, 89:333–343, 2002.
- R. D. Shah and R. J. Samworth. Variable selection with error control: another look at stability selection. *Journal of the Royal Statistical Society: Series B*, 75:55–80, 2013.
- M. J. Silvapulle. On the existence of maximum likelihood estimators for the binomial response models. *Journal of the Royal Statistical Society, Series B*, 43:310–313, 1981.
- A. B. Simas, A. V. Rocha, and W. Barreto-Souza. Bias-corrected estimators for dispersion models with dispersion covariates. *Journal of Statistical Planning and Inference*, 141:3063–3074, 2011.
- A. A. Smith. Estimating nonlinear time-series models using simulated vector autoregressions. *Journal of Applied Econometrics*, 8(S1):S63–S84, 1993.
- Jr. A. A. Smith. Indirect inference. In S. Durlauf and L. Blume, editors, *The New Palgrave Dictionary of Economics*. Palgrave Macmillan, London, 2nd edition, 2008.
- L. A. Stefanski, R. J. Carroll, and D. Ruppert. Optimally bounded score functions for generalized linear models with application to logistic regression. *Biometrika*, 73:413–424, 1986.
- E. W. Steyerberg, M. J. C. Eijkemans, and J. D. F. Habbema. Stepwise selection in small data sets: A simulation study of bias in logistic regression analysis. *Journal of Clinical Epidemiology*, 52:935–942, 1999.
- P. Sur and E. J. Candès. A modern maximum-likelihood theory for high-dimensional logistic regression. Technical report, Stanford University, Stanford, CA 94305, USA, 2018. Working paper available at: <https://arxiv.org/abs/1803.06964v4>.

- M. Tabatabai, H. Li, W. Eby, J. Kengwoung-Keumo, U. Manne, S. Bae, M. Fouad, and K. Singh. Robust logistic and probit methods for binary and multinomial regression. *Journal of Biometrics and Biostatistics*, 5, 2014.
- R. Tibshirani. Regression shrinkage and selection via the lasso. *JRSSB*, 58:267–288, 1996.
- L. Tierney, R. Kass, and J. Kadane. Fully exponential laplace approximations to expectations and variances of nonpositive functions. *Journal of the American Statistical Association*, 84:710–716, 1989.
- A. N. Tikhonov. On the stability of inverse problems. *Comptes rendus (Doklady) de l’Academie des Sciences de l’URSS*, 39:195–198, 1943.
- S. van de Geer, P. Bühlmann, Y. Ritov, and R. Dezeure. On asymptotically optimal confidence regions and tests for high-dimensional models. *The Annals of Statistics*, 42:1166–1202, 2014.
- W. N. Venables and B. D. Ripley. *Modern Applied Statistics with S*. Springer, New York, fourth edition, 2002. URL <http://www.stats.ox.ac.uk/pub/MASS4>.
- M.-P. Victoria-Feser. Robust inference with binary data. *Psychometrika*, 67:21–32, 2002.
- M.-P. Victoria-Feser and E. Ronchetti. Robust estimation for grouped data. *Journal of the American Statistical Association*, 92:333–340, 1997.
- E. Vittinghoff and C. E. McCulloch. Relaxing the rule of ten events per variable in logistic and cox regression. *American Journal of Epidemiology*, 165:710–718, 2007.
- M. Wang and J. J. Hanfelt. Robust modified profile estimating function with application to the generalized estimating equation. *Journal of Statistical Planning and Inference*, 138:2029–2044, 2008.
- X. Wang. Firth logistic regression for rare variant association tests. *Frontiers in Genetics*, 5: 187–188, 2014.
- L. Wasserman and K. Roeder. High-dimensional variable selection. *The Annals of Statistics*, 37: 2178–2201, 2009.
- M. P. Windham. Robustifying model fitting. *Journal of the Royal Statistical Society, Series B*, 57: 599–609, 1995.
- G. Young and R. Smith. *Negative binomial regression (2nd ed.)*. Cambridge University Press, New York, 2005.

- G. Zeng. On the existence of maximum likelihood estimates for weighted logistic regression. *Communications in Statistics - Theory and Methods*, 46:11194–11203, 2017.
- C.-H. Zhang and S. S. Zhang. Confidence intervals for low dimensional parameters in high dimensional linear models. *Journal of the Royal Statistical Society: Series B*, 76:217–242, 2014.
- Cun-Hui Zhang and Jian Huang. The sparsity and bias of the lasso selection in high-dimensional linear regression. *The Annals of Statistics*, 36:1567–1594, 2008.
- X. Zhang and G. Cheng. Simultaneous inference for high-dimensional linear models. *Journal of the American Statistical Association*, 112:757–768, 2017.
- R. Zhu and H. Joe. Modelling heavy-tailed count data using a generalised Poisson-inverse Gaussian family. *Statistics & Probability Letters*, 79:1695–1703, 2009.