

Can Determinacy Minimize Age of Information?

Rajat Talak, Sertac Karaman, and Eytan Modiano

Abstract—Age-of-information (AoI) is a newly proposed destination-centric performance metric of information freshness. It measures the time that elapsed since the last received fresh information update was generated at the source. AoI has been analyzed for several queueing models, and the problem of optimizing AoI over arrival and service rates has been studied in the literature. We consider the problem of minimizing AoI over the space of *update generation and service time distributions*. In particular, we ask whether determinacy, i.e. periodic generation of update packets and/or deterministic service, optimizes AoI. By considering several queueing systems, we show that in certain settings, deterministic service can in fact result in the worst case AoI, while a heavy-tail distributed service can yield the minimum AoI. This leads to an interesting conclusion that, in some queueing systems, the service time distribution that minimizes expected packet delay, or variance in packet delay can, in fact, result in the worst case AoI.

I. INTRODUCTION

In several applications such as cyber-physical systems, internet of things, and unmanned aerial vehicles, seeking the most recent status update is crucial to the overall system performance. In operations monitoring systems, it is important for a central computer to have the most recent sensor measurements. In a network of autonomous aerial vehicles, exchanging the most recent position, speed and other control information can be critical for system safety [1], [2]. In cellular systems, obtaining timely channel state information from the mobile users can result in significant performance improvements [3], [4].

Age of information (AoI) is a newly proposed metric for information freshness, that measures the time that elapses since the last received fresh update was generated at the source. It is, therefore, a destination-centric measure, and is more suitable as a performance metric for applications that necessitate timely updates or seek most recent state information.

A typical evolution of AoI for a single source-destination system is shown in Figure 1. The AoI increases linearly in time, until the destination receives a fresh packet. Upon reception of a fresh packet i , at time t'_i , the AoI drops to the time since packet i was generated, which is $t'_i - t_i$; here t_i is the time of generation of packet i .

Peak age and average age, two time average measures of AoI, have been studied in the literature. Average age was first studied in [5] for the first come first serve (FCFS) M/M/1, M/D/1, and D/M/1 queues. Peak age for FCFS G/G/1, M/G/1 and multi-class M/G/1 queueing systems was analyzed in [6]. Age for M/M/2 and M/M/ ∞ systems was studied in [7] and [8] to demonstrate the advantage of having parallel servers.

The authors are with the Laboratory for Information and Decision Systems (LIDS) at the Massachusetts Institute of Technology (MIT), Cambridge, MA. {talak, sertac, modiano}@mit.edu

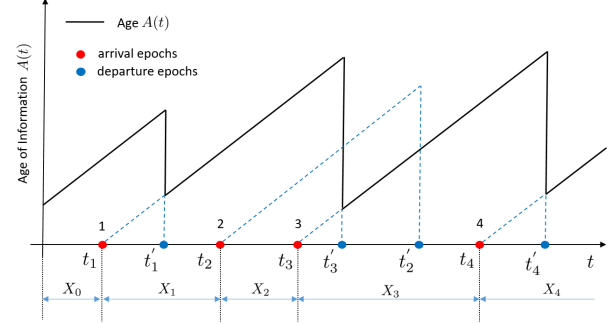


Fig. 1. Age evolution in time. Update packets generated at times t_i and received, by the destination, at times t'_i . Packet 3 is received out of order, and thus, doesn't contribute to age.

Preemptive and non-preemptive last come first serve (LCFS) queue with Poisson arrival and Gamma distributed service was analyzed in [9], while in [10] the LCFS service with preemption was shown to be an age optimal scheduling policy.

More recently, stationary distribution of age for the FCFS queue has been analysed in [11], while discrete time FCFS queue is studied in [12]. Average age for a series of preemptive LCFS queues in tandem was analysed in [13], [14]. Complexity of extending the traditional queueing theory analysis to analyzing multi-hop, multi-server systems has lead [15] to propose stochastic hybrid system method to compute average age, and its moments.

In these status update systems, the generation of update packets is generally under the control of the system designer. As a consequence, in most of these works, the peak or average age expression is obtained, and an optimal packet generation rate is sought, that minimizes the respective age metric. In this work, we optimize age over packet generation and service time distributions, given a particular update generation and service rate. In particular, we seek to answer the question if *determinacy* in packet generation and/or service minimize age.

We consider three queueing systems: FCFS G/G/1 queue, LCFS G/G/1 queue with preemptive service, and infinite server G/G/ ∞ queue. For the FCFS queues, namely G/G/1, M/G/1, and G/M/1, we show that determinacy in packet generation and/or service yields the smallest age. However, deterministic service results in the worst case age for M/G/1 LCFS queue with preemptive service, across all service time distributions. We then prove that a Pareto distributed heavy tail service minimizes age, in the limit of its scaling parameter $\alpha \downarrow 1$; for Pareto distributed random variable S , with scaling parameter α : $\mathbf{P}[S > t] \sim 1/t^\alpha$.

Similar results hold also in the infinite server queue G/G/ ∞ . We show that for G/G/ ∞ queue, deterministic service max-

minimizes age, while the Pareto distributed heavy tail service minimizes age. Numerical results suggest that similar age optimality is attained, for the G/G/∞ and the LCFS M/G/1 queue, under the log-normal service distribution.

An important consequence of our results is that minimizing packet delay, or variance in packet delay, can lead to the worst case age. This suggests that the age metric is a fundamentally different metric than the classic latency metric of packet delay, and much care is needed to designing policies to minimize age.

The paper is organized as follows. We provide a generic definition of AoI, peak age and average age in Section II. Age minimization in the FCFS queue, LCFS queues with preemptive service, and infinite server queue G/G/∞ are considered in Sections III, IV, and V, respectively. We conclude in Section VI.

II. AGE OF INFORMATION

A source generates update packets at rate λ . Let the update packets be generated at times t_1, t_2, \dots . Each of these packets are time stamped, i.e., packet i contains the time of its generation t_i . Age of a packet i is defined as the time since it was generated:

$$A^i(t) = (t - t_i)\mathbb{I}_{\{t > t_i\}}, \quad (1)$$

which is 0 by definition for time prior to its generation $t < t_i$. The generated packet traverses through a network, or a system, to reach the destination. Let the update packet i reach the destination at time t'_i . The update packets may not reach the destination in the same order as they were generated. In Figure 1, packet 3 reaches the destination before packet 2, i.e. $t'_3 < t'_2$.

At the destination node, we are interested in having the fresh information about the source. Therefore, a packet that reaches the destination, after the reception of another packet that was generated later, is not very useful. Age of information is a measure of information freshness that captures this requirement. Age of information at the destination node, at time t , is defined as the minimum age across all received packets up to time t :

$$A(t) = \min_{i \in \mathcal{P}(t)} A^i(t), \quad (2)$$

where $\mathcal{P}(t) \subset \{1, 2, 3, \dots\}$ denotes the set of packets received by the destination, up to time t .

Figure 1 illustrates the evolution of age $A(t)$ over time t . We observe that the age $A(t)$ keeps increasing linearly, till the destination receives a packet, at time t'_1 . This reduces the age $A(t)$ to $t'_1 - t_1$, which is the age of packet 1 at time t'_1 . The age $A(t)$, then, continues to increase till the next reception at time t'_3 . At this time, the age $A(t)$ drops to $t'_3 - t_3$, which is the age of packet 3 at time t'_3 . The next reception happens at time t'_2 . However, the age does not drop at this time instant, because the age of packet 2 is greater than the age of packet 3; equivalently, packet 2 now contains stale information.

In general, notice that the age can drop only at the times of packet receptions: t'_1, t'_2, t'_3, \dots . However, as we saw, not all packet receptions can cause a drop in age. An age drop

happens only when a packet containing fresh information, or lower age than all the packet ages $A^i(t)$, for $i \in \mathcal{P}(t)$, is received. We call such packets, that cause age drops, to be *informative packets* [7]. Age $A(t)$ at time t is equivalently the time since the last received informative packet was generated.

We consider two time average metrics of age of information, namely, peak age and average age. The average age is defined to be the time averaged area under the age curve:

$$A^{\text{ave}} = \limsup_{T \rightarrow \infty} \mathbb{E} \left[\frac{1}{T} \int_0^T A(t) dt \right], \quad (3)$$

where the expectation is over the packet generation and packet service processes. Notice that the age $A(t)$ peaks just before reception of an informative packet. Peak age is defined to be the average of all such peaks:

$$A^{\text{p}} = \limsup_{T \rightarrow \infty} \mathbb{E} \left[\frac{1}{N(T)} \sum_{k=1}^{N(T)} P^k \right], \quad (4)$$

where P^k denotes the k th peak and $N(T)$ denotes the number of peaks till time T . The expectation is, again, over the packet generation and packet service processes. The systems we consider will bear the property that $N(T) \rightarrow \infty$ almost surely as $T \rightarrow \infty$.

It is important to note that the age $A(t)$, and therefore the age metrics, are defined from the view of the destination, and not a packet. $A(t)$ is the time since the last received informative packet was generated at the source. It, therefore, does not matter how long the non-informative packets take to reach the destination. This is unlike packet delay, which accounts for every packet in the system equally.

Our goal is to optimize over update generation and service processes to minimize peak and average age. We consider three queueing systems: first-come-first-serve (FCFS) G/G/1 queue, last-come-first-serve (LCFS) G/G/1 queue with preemptive service, and infinite server G/G/∞ queue.

III. FCFS QUEUES

Consider a G/G/1 FCFS queue. Update packets are generated according to a renewal process, with inter-generation times distributed according to F_X . The service times are i.i.d. across packets, distributed according to F_S . We use X and S to represent the inter-generation times and service times, respectively, distributed according to F_X and F_S , respectively. The packet generation and service rate is then given by $\lambda = \frac{1}{\mathbb{E}[X]}$ and $\mu = \frac{1}{\mathbb{E}[S]}$, respectively. We shall restrict our attention to the case when the queue is stable, i.e. $\lambda < \mu$.

Average age for this queue was analyzed in [5], where it was shown that the average age is given by

$$A^{\text{ave}}_{\text{G/G/1}} = \frac{\frac{1}{2} \mathbb{E}[X_i^2] + \mathbb{E}[X_i T_i]}{\mathbb{E}[X_i]}, \quad (5)$$

where X_i is the inter-generation time between $(i-1)$ th and i th update packets and T_i is the system time for the i th update packet, in steady-state. Similarly, the peak age is given by [16]:

$$A^{\text{p}}_{\text{G/G/1}} = \mathbb{E}[X_i] + \mathbb{E}[T_i] \quad (6)$$

We shall use the notation $A_{G/G/1}^{\text{ave}}(\lambda, \mu)$ and $A_{G/G/1}^{\text{p}}(\lambda, \mu)$ to make explicit the dependence of age on the packet generation and service rates.

We first consider the problem of minimizing peak and average age, over the space of all inter-generation and service time distributions, namely F_X and F_S , with the packet generation and service rates maintained at λ and μ , respectively. The following result proves that periodic generation of updates and deterministic service minimize, both peak and average age.

Theorem 1: For the FCFS G/G/1 queue, the average age and peak age are minimized for periodic generation of update packets and deterministic service:

$$A_{D/D/1}^{\text{ave}}(\lambda, \mu) \leq A_{G/G/1}^{\text{ave}}(\lambda, \mu) \text{ and } A_{D/D/1}^{\text{p}}(\lambda, \mu) \leq A_{G/G/1}^{\text{p}}(\lambda, \mu),$$

for all packet generation and service rates, λ and μ , respectively.

Proof: For peak age, we know that $A_{G/G/1}^{\text{p}} = \mathbb{E}[X_i] + \mathbb{E}[T_i]$. Note that $T_i \geq S_i$, where S_i denotes the service time of the i th packet. We, thus, have

$$A_{G/G/1}^{\text{p}} \geq \mathbb{E}[X_i] + \mathbb{E}[S_i] = \frac{1}{\lambda} + \frac{1}{\mu}, \quad (7)$$

which is the peak age attained when the packet generation is periodic and service times are deterministic, i.e. $X_i = 1/\lambda$ and $S_i = 1/\mu$ almost surely for all i ; as in this case every packet i spends time $T_i = S_i = 1/\mu$ time units in the system.

Similarly, for average age, substituting $T_i \geq S_i$ in (5), and using the fact that S_i is independent of X_i , we get

$$A_{G/G/1}^{\text{ave}} \geq \frac{1}{2} \frac{\mathbb{E}[X_i^2]}{\mathbb{E}[X_i]} + \mathbb{E}[S_i]. \quad (8)$$

Substituting the inequality $\mathbb{E}[X_i^2] \geq \mathbb{E}[X_i]^2$ in (8) yields

$$A_{G/G/1}^{\text{ave}} \geq \frac{1}{2} \mathbb{E}[X_i] + \mathbb{E}[S_i] = \frac{1}{2\lambda} + \frac{1}{\mu}. \quad (9)$$

This lower-bound on average age is achieved when the packet generation is periodic and service time deterministic, as in this case $\mathbb{E}[X_i^2] = \mathbb{E}[X_i]^2 = 1/\lambda^2$ and the system time $T_i = S_i = 1/\mu$. ■

This result is intuitive, and establishes that determinacy in packet generation and service, not only helps, but minimizes both the age metrics.

We next consider G/M/1 and M/G/1 FCFS queues. We first derive suitable peak and average age expressions for G/M/1 and M/G/1 queues, which depend on the inter-generation time and service time distributions, and then use these age expressions to optimize for age.

A. G/M/1 Queue

Consider a FCFS G/M/1 queue, where the service time distribution F_S is exponential with rate μ : $F_S(s) = 1 - e^{-\mu s}$,

while the packet inter-generation times are generally distributed according to F_X , with mean $1/\lambda$. The following lemma provides a suitably explicit expression for peak and average age.

Lemma 1: For FCFS G/M/1 queue, the peak age is given by

$$A_{G/M/1}^{\text{p}} = \frac{1}{\bar{\alpha}} + \frac{1}{\lambda},$$

and the average age is given by

$$A_{G/M/1}^{\text{ave}} = \lambda \left[\frac{1}{2} M_X''(0) + \frac{1}{\bar{\alpha}} M_X'(-\bar{\alpha}) \right] + \frac{1}{\mu},$$

where X is the inter-generation time, $M_X = \mathbb{E}[e^{\alpha X}]$, and $\bar{\alpha}$ is the unique solution to

$$\alpha = \mu - \mu M_X(-\alpha). \quad (10)$$

Proof: See Appendix A. Peak and average age expressions for the FCFS G/M/1 queue were obtained in [11], however, in Appendix A we give a simpler proof. Lemma 1 also provides an alternate characterization that is useful for optimizing age over the inter-generation time distribution F_X . ■

We now minimize the peak and average age for the FCFS G/M/1 queue, over the space of inter-generation time distributions F_X , with a given packet generation rate $\lambda = 1/\mathbb{E}[X]$.

Theorem 2: For FCFS G/M/1 queue,

$$A_{D/M/1}^{\text{ave}}(\lambda, \mu) \leq A_{G/M/1}^{\text{ave}}(\lambda, \mu) \text{ and } A_{D/M/1}^{\text{p}}(\lambda, \mu) \leq A_{G/M/1}^{\text{p}}(\lambda, \mu),$$

for all packet generation and service rates, λ and μ , respectively.

Proof: See Appendix B. The proof uses the age expressions derived in Lemma 1. ■

This result shows that, as in the G/G/1 queue, periodic generation of packets minimizes age.

B. M/G/1 Queue

Consider a M/G/1 queue, where the packets are generated according to a Poisson process at rate λ , i.e. $F_X(x) = 1 - e^{-\lambda x}$, while the service times are generally distributed according to F_S with mean $1/\mu$. We obtain the service time distribution that minimizes peak age.

Theorem 3: For FCFS M/G/1 queue,

$$A_{M/D/1}^{\text{p}}(\lambda, \mu) \leq A_{M/G/1}^{\text{p}}(\lambda, \mu),$$

for all packet generation and service rates, λ and μ , respectively.

Proof: The peak age for the M/G/1 queue was derived in [6]:

$$A_{M/G/1}^p = \frac{1}{\mu} \left[1 + \frac{1}{\rho} + \frac{\rho}{1-\rho} \frac{\mathbb{E}[S^2]}{\mathbb{E}[S]^2} \right], \quad (11)$$

where $M_S(\alpha) = \mathbb{E}[e^{\alpha S}]$ and $\rho = \lambda/\mu$. The result follows by noting that the peak age for the G/G/1 queue is given by (from (6)):

$$A_{G/G/1}^p = \mathbb{E}[X_i] + \mathbb{E}[T_i] = \frac{1}{\lambda} + \mathbb{E}[T_i], \quad (12)$$

where T_i is the system time for the i th packet, at stationarity, and using the Pollaczek-Khinchine formula [17] for FCFS M/G/1 queue:

$$\mathbb{E}[T_i] = \frac{1}{\mu} + \frac{1}{2} \frac{\lambda \mathbb{E}[S^2]}{1-\rho}. \quad (13)$$

From (11), it is easy to see that minimizing $A_{M/G/1}^p$ over the space of all distributions with $\mathbb{E}[S] = \frac{1}{\mu}$ is equivalent to minimizing the second moment $\mathbb{E}[S^2]$ given $\mathbb{E}[S] = \frac{1}{\mu}$. This happens when S is deterministic and is equal to $S = \frac{1}{\mu}$, since $\mathbb{E}[S^2] \geq \mathbb{E}[S]^2$. ■

The average age for the M/G/1 was shown in [11] to be

$$A_{M/G/1}^{\text{ave}} = \frac{1}{\mu} + \frac{(1-\rho)}{\lambda M_S(-\lambda)} + \frac{\lambda}{2} \frac{\mathbb{E}[S^2]}{(1-\rho)}, \quad (14)$$

where $\rho = \lambda/\mu$ and S denotes the service time distribution. In Appendix C we provide an alternate, simple proof for the result, which may be useful. To gain insight, we may rewrite the expression (14) as

$$A^{\text{ave}} = \frac{1}{\mu} \left[1 + \left(\frac{\rho}{1-\rho} \right) \frac{\mathbb{E}[S^2]}{2\mathbb{E}[S]^2} + \left(\frac{1-\rho}{\rho} \right) \frac{1}{\mathbb{E}[e^{-\lambda S}]} \right].$$

Note that the term $\mathbb{E}[S^2]/\mathbb{E}[S]^2$ is minimized when S is deterministic, while $1/\mathbb{E}[e^{-\lambda S}]$ is minimized when S has a heavy tail distribution, such as a Pareto distribution. It, therefore, seems that for smaller ρ , the latter term would dominate, and a heavy tail distribution would minimize average age. We observe this not to be the case, primarily because for such a heavy tail distribution, the second moment $\mathbb{E}[S^2]$ is unbounded. We therefore conjecture that deterministic service minimizes the average age, and leave the problem open for future investigation.

From Theorems 1, 2, and 3 it is clear that periodic packet generation and deterministic service minimizes age for the FCFS queues. Therefore, determinacy in packet generation and service yields the lowest age. In the next section, we consider a queueing system for which this will not be the case. In fact, we prove that determinacy can result in the worst case age.

IV. LCFS QUEUES

Consider a LCFS G/G/1 queue with preemptive service, in which a newly arrived packet gets priority for service immediately. Update packets are generated according to a renewal process, with inter-generation times distributed according to

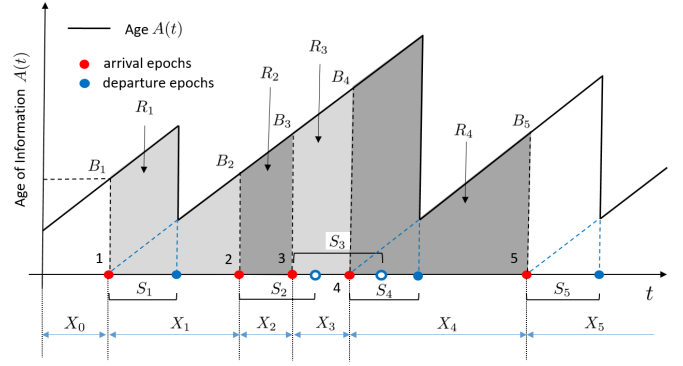


Fig. 2. Age $A(t)$ evolution in time t for the LCFS queue with preemptive service.

F_X . The service times are distributed according to F_S , i.i.d. across packets. Next, we derive explicit expressions for peak and average age for general inter-generation and service time distributions. We assume the distributions F_X and F_S to be continuous.

Lemma 2: For the LCFS G/G/1 queue, the peak and average age is given by

$$A_{G/G/1}^p = \frac{\mathbb{E}[X]}{\mathbf{P}[S < X]} + \frac{\mathbb{E}[S \mathbb{I}_{S < X}]}{\mathbf{P}[S < X]},$$

and

$$A_{G/G/1}^{\text{ave}} = \frac{1}{2} \frac{\mathbb{E}[X^2]}{\mathbb{E}[X]} + \frac{\mathbb{E}[\min(X, S)]}{\mathbf{P}[S < X]},$$

where X and S denotes the independent inter-generation and service time distributed random variables, respectively.

Proof: Let X_i denote the inter-generation time between the i th and $(i+1)$ th update packet. Due to preemption, not all packets get serviced on time to contribute to age reduction. We illustrate this in Figure 2. Observe that packets 2 and 3 arrive before packet 4. However, packet 2 is preempted by packet 3, which is subsequently preempted by packet 4. Thus, packet 4 is serviced before 2 and 3. Service of packet 2 and 3 (not shown in figure) does not contribute to age curve $A(t)$ because they contain stale information.

In order to analyze this, define S_i to be the virtual service time for packet i , such that $\{S_i\}_{i \geq 1}$ are i.i.d., and distributed according to the service time distribution F_S . If $S_i < X_i$, then the packet i is serviced, and the age $A(t)$ drops to S_i , which is the time since generation of the packet i . In Figure 2, we observe this for packets 1, 4 and 5. However, if $S_i > X_i$, the service of packet i is preempted, and the server starts serving the newly arrived packet $(i+1)$. In Figure 2, observe that $S_2 > X_2$ and $S_3 > X_3$, while $S_4 < X_4$, and thus, packet 4 gets serviced before 2 and 3.

For computing peak age, we obtain a recursion for B_i , the age $A(t)$ at the time of generation of the i th update packet:

define $Z_i \triangleq \sum_{k=0}^{i-1} X_k$ and $B_i = A(Z_i)$. If the i th update packet was serviced, i.e. $S_i < X_i$, then $A(t)$ would drop at its service, and the peak before this drop would equal $A(Z_i + S_i) = A(Z_i) + S_i = B_i + S_i$. We, therefore, define virtual peaks to be

$$P_i = (B_i + S_i) \mathbb{I}_{\{S_i < X_i\}}. \quad (15)$$

Note that, the virtual peak P_i is zero when $S_i > X_i$, which is the case when packet i is preempted, and not serviced. We observe that the peak age is then given by

$$A_{G/G/\infty}^p = \limsup_{M \rightarrow \infty} \mathbb{E} \left[\frac{\sum_{i=1}^M P_i}{\sum_{i=1}^M \mathbb{I}_{\{S_i < X_i\}}} \right], \quad (16)$$

where the numerator is the sum of virtual peaks P_i , for the first M generated packets, or equivalently over time duration $[0, Z_{M+1})$, while the denominator is the number of age peaks in that time duration. Using law of large numbers, and an expression for $\mathbb{E}[B_i]$ derived using the recursion on B_i , we obtain the result. The details are given in Appendix C.

For average age, we compute the area under the age curve $A(t)$, by computing the sum $\sum_{i=1}^M R_i$, where R_i is the area under $A(t)$ between the i th and $(i+1)$ th generation of update packets; see Figure 2. The detailed proof is given in Appendix C. ■

We now consider two special cases of the LCFS queue, namely M/G/1 and G/M/1. The results of Lemma 2 will help us derive expressions for peak and average age, and determine the optimal and the worst case distributions for age.

A. G/M/1 Queue

We consider the case when service times S are exponentially distributed with rate μ . In this section, we only consider the average age metric, and leave the optimization of peak age for future investigation. We first derive a simpler expression for average age.

Lemma 3: For the LCFS G/M/1 queue, the average age is given by

$$A_{G/M/1}^{\text{ave}} = \frac{1}{2} \frac{\mathbb{E}[X^2]}{\mathbb{E}[X]} + \mathbb{E}[S],$$

where X and S denotes independent inter-generation time and the service time distributed random variables, respectively.

Proof: See Appendix C. ■

From Lemma 3, it is easy to deduce that the average age is minimized for periodic generation, i.e. $X = \mathbb{E}[X]$ almost surely; by noting that $\mathbb{E}[X^2] \geq \mathbb{E}[X]^2$. We, therefore, conclude that for the LCFS G/M/1 queue, periodic generation of updates minimize average age:

Theorem 4: For LCFS G/M/1 queue,

$$A_{D/M/1}^{\text{ave}}(\lambda, \mu) \leq A_{G/M/1}^{\text{ave}}(\lambda, \mu),$$

for all packet generation and service rates, λ and μ , respectively.

B. M/G/1 Queue

We now consider the case where update packets are generated according to a Poisson process. The inter-generation times X are exponentially distributed with rate λ . We first derive expressions for peak and average age.

Lemma 4: For LCFS M/G/1 queue, peak and average age are given by

$$A_{M/G/1}^p = \frac{1}{\lambda M_S(-\lambda)} - \frac{d}{d\lambda} M_S(-\lambda),$$

and

$$A_{M/G/1}^{\text{ave}} = \frac{\mathbb{E}[X]}{\mathbf{P}[S < X]} = \frac{1}{\lambda M_S(-\lambda)},$$

where X and S denotes independent, inter-generation time and service time distributed random variables, respectively, and $M_S(\alpha) = \mathbb{E}[e^{\alpha S}]$.

Proof: The peak age expression can be obtained from Lemma 2 by substituting the fact that X is an exponential random variable of rate λ . We make the following arguments to derive the average age expression.

Let $A(t)$ be the age at time t , and B_i be the age at the time of generation of the i th update packet $Z_i = \sum_{k=0}^{i-1} X_k$:

$$B_i = A(Z_i). \quad (17)$$

Let B denote the distribution of B_i at stationarity. By PASTA property and ergodicity of the age process $A(t)$ we have $A_{M/G/1}^{\text{ave}} = \mathbb{E}[B]$, as update generation process is a Poisson process. Substituting the expression for $\mathbb{E}[B]$ in (69), from Appendix C, we obtain

$$A_{M/G/1}^{\text{ave}} = \mathbb{E}[B] = \frac{\mathbb{E}[X]}{\mathbf{P}[S < X]}. \quad (18)$$

For Poisson generation, X is exponentially distributed with rate λ . Thus, $\mathbb{E}[X] = 1/\lambda$ and $\mathbf{P}[S < X] = \mathbb{E}[e^{-\lambda S}] = M_S(-\lambda)$. Substituting this in (18) we get $A_{M/G/1}^{\text{ave}} = \frac{1}{\lambda M_S(-\lambda)}$. ■

For all the queues analyzed thus far, we saw that determinacy in packet generation and/or service minimizes age. In [9], comparing the performance of LCFS queues M/M/1 and M/D/1 with preemptive service, it was shown numerically that deterministic service performed worse than exponential service. We now show that deterministic service yields the worst peak and average age, across all service time distributions.

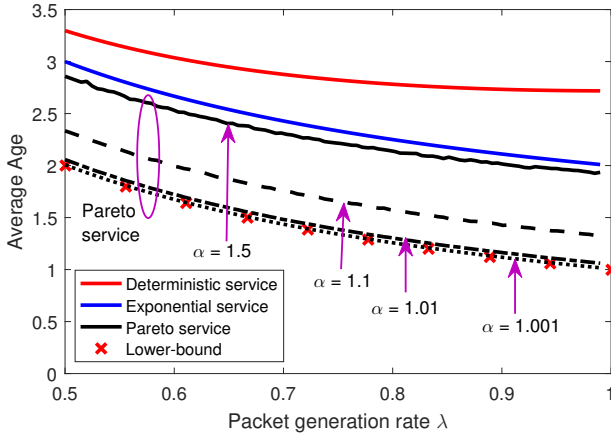


Fig. 3. Plotted is the average age under deterministic, exponential, and Pareto ($\alpha = 1.5, 1.1, 1.01$, and 1.001) distributed service times distributions for the LCFS queue with preemptive service. Service rate $\mu = 1$, while the packet generation rate λ varies from 0.5 to 0.99 .

Theorem 5: For the LCFS M/G/1 queue,

$$A_{M/G/1}^p(\lambda, \mu) \leq A_{M/D/1}^p(\lambda, \mu) \text{ and} \\ A_{M/G/1}^{\text{ave}}(\lambda, \mu) \leq A_{M/D/1}^{\text{ave}}(\lambda, \mu),$$

for all packet generation and service rates, λ and μ , respectively.

Proof: See Appendix C. ■

It should be intuitive that if the packets in service are often preempted, then or very few packets will complete service on time, and as a consequence, result in a very high age. In order to see the relation between the probability of preemption and age more concretely, observe that the average age is inversely proportional to $\mathbf{P}[S < X] = 1 - \mathbf{P}[S > X]$; see Lemma 4. Thus, maximizing average age is equivalent to maximizing $\mathbf{P}[S > X]$, which is nothing but the probability of preemption; see proof of Lemma 2.

It turns out that deterministic service maximizes the probability of preemption, and therefore, results in the worst case age. For the LCFS M/G/1 queue, the probability of preemption is given by $\mathbf{P}[S > X] = 1 - \mathbb{E}[e^{-\lambda S}]$, as X is exponentially distributed with rate λ , and can be bounded by

$$\mathbf{P}[S > X] = 1 - \mathbb{E}[e^{-\lambda S}] \leq 1 - e^{-\lambda \mathbb{E}[S]} = \mathbf{P}[\mathbb{E}[S] > X], \quad (19)$$

using Jensen's inequality. Notice that $\mathbf{P}[\mathbb{E}[S] > X]$ is the probability of preemption under deterministic service: $S = \mathbb{E}[S]$ almost surely. Therefore, (19) shows that deterministic service maximizes the probability of preemption, and hence, the age.

Thus, to minimize age, we need to minimize the probability of preemption. In Figure 3 we plot average age as a function of packet generation rates λ , for three different service time distributions: deterministic service, exponential service, and

Pareto service. The cumulative distribution function for a Pareto service distribution, with mean $1/\mu$, is given by

$$F_S(s) = \begin{cases} 1 - \left(\frac{\theta(\alpha)}{s}\right)^\alpha & \text{if } s \geq \theta(\alpha) \\ 0 & \text{otherwise} \end{cases}, \quad (20)$$

where $\theta(\alpha) = \frac{1}{\mu} \left(1 - \frac{1}{\alpha}\right)$ and $\alpha > 1$ is the shape parameter. The shape parameter α determines the tail of the distribution. The closer the shape parameter is to 1, the heavier is the tail.

We observe in Figure 3 that the Pareto service yields better age than the exponential service. Furthermore, observe that the heavier the tail of the Pareto distribution, i.e. the closer α is to 1, the lower is the age. Also plotted is the age lower-bound $1/\lambda$, as no matter what the service, the age cannot decrease below the inverse rate at which packets are generated. We now prove that the peak and average age for the Pareto distributed service approaches the lower-bound $1/\lambda$ as the shape parameter α approaches 1.

Theorem 6: The peak and average age for M/G/1 queue is lower bounded by

$$A_{M/G/1}^p(\lambda, \mu) \geq A_{M/G/1}^{\text{ave}}(\lambda, \mu) \geq \frac{1}{\lambda},$$

for all packet generation and service rates λ and μ , respectively. Further, the lower-bound is achieved asymptotically for both, the peak and average age, under Pareto distributed service (20) as $\alpha \rightarrow 1$.

Proof: From Lemma 4, we know the average age to be $A_{M/G/1}^{\text{ave}} = \frac{1/\lambda}{\mathbf{P}[S < X]} \geq \frac{1}{\lambda}$, because $\mathbf{P}[S < X] \leq 1$. This proves the lower-bound on average age. The same lower-bound holds for peak age as well by noting that $A_{M/G/1}^p \geq A_{M/G/1}^{\text{ave}} = \frac{1/\lambda}{\mathbf{P}[S < X]}$; see the peak age expression for G/G/1 queue in Lemma 2.

In order to prove

$$A_{M/G/1}^{\text{ave}} = \frac{1/\lambda}{\mathbf{P}[S < X]} \rightarrow \frac{1}{\lambda},$$

and

$$A_{M/G/1}^p = \frac{\mathbb{E}[X]}{\mathbf{P}[S < X]} + \frac{\mathbb{E}[S \mathbb{I}_{S < X}]}{\mathbf{P}[S < X]} \rightarrow \frac{1}{\lambda},$$

it suffices to argue that $\mathbf{P}[S < X] \rightarrow 1$ and $\mathbb{E}[S \mathbb{I}_{S < X}] \rightarrow 0$. When S is a Pareto distributed random variable, with distribution function given in (20), we show that this is indeed the case as $\alpha \rightarrow 1$. See Appendix D. ■

We observe similar behavior not just for Pareto distributed service, but also for other heavy tailed distributions. In Figure 4, we plot average age for log-normal service distribution, another heavy-tail distribution, with mean $1/\mu$ given by:

$$S = \exp \left\{ -\log \mu - \frac{\sigma^2}{2} + \sigma N \right\}, \quad (21)$$

where $N \sim \mathcal{N}(0, 1)$ is the standard normal distribution and σ is a parameter that determines the tail of the distribution F_S . Higher σ implies heavier tail. In Figure 4 we observe that the

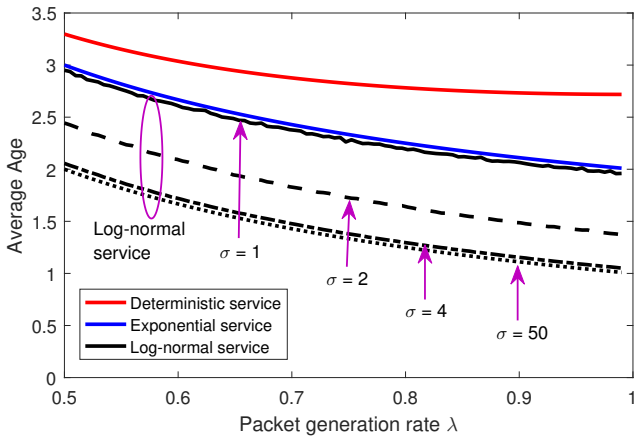


Fig. 4. Plotted is the average age under deterministic, exponential, and log-normal ($\sigma = 1, 2, 4$, and 50) distributed service times distributions for the LCFS queue with preemptive service. Service rate $\mu = 1$, while the packet generation rate λ varies from 0.5 to 0.99 .

log normal service yields a lower average age than exponential service. Moreover, higher σ or heavier tail results in smaller age, that approaches the age lower-bound of $1/\lambda$.

1) *Age of Information vs Packet Delay*: In Section II, we noted the difference between the age metric and packet delay. Comparing age with packet delay for the LCFS queue with preemptive service results in a peculiar conclusion. The packet delay for a LCFS M/G/1 queue is given by [18]:

$$\mathbb{E}[D] = \frac{\lambda \mathbb{E}[S^2]}{2(1-\rho)} + \mathbb{E}[S].$$

Note that this expression of packet delay $\mathbb{E}[D]$ is minimized when the service time S is deterministic, namely $S = \mathbb{E}[S]$ almost surely; follows from Jensen's inequality $\mathbb{E}[S^2] \geq \mathbb{E}[S]^2$. However, from Lemma 3 we know that deterministic service time maximizes age. This leads to the conclusion that, for the LCFS M/G/1 queue, the service time distribution that minimizes delay, maximizes age of information.

V. INFINITE SERVERS

Next, consider the G/G/ ∞ queue, where every newly generated packet is assigned a new server. Let F_X and F_S denote the inter-generation and service times, respectively. We focus only on the average age metric, and leave the optimization of peak age for future work. We first derive an expression for average age for the system.

Lemma 5: For the G/G/ ∞ queue, the average is given by

$$A_{G/G/\infty}^{\text{ave}} = \frac{1}{2} \frac{\mathbb{E}[X^2]}{\mathbb{E}[X]} + \mathbb{E} \left[\min_{l \geq 0} \left\{ \sum_{k=1}^l X_k + S_{l+1} \right\} \right],$$

where X and $\{X_k\}_{k \geq 1}$ are i.i.d. distributed according to F_X , while $\{S_k\}_{k \geq 1}$ are i.i.d. distributed according to F_S .

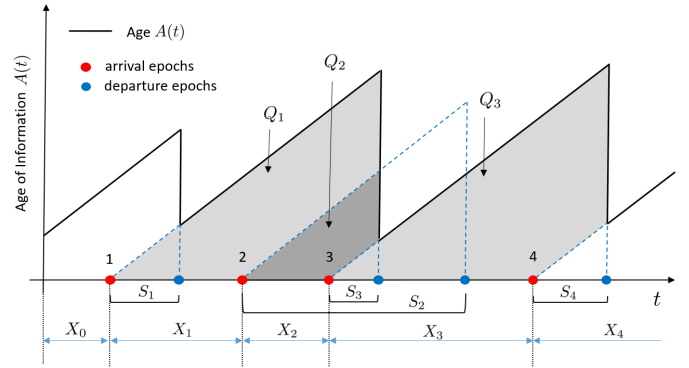


Fig. 5. Age $A(t)$ evolution over time t for G/G/ ∞ queue.

Proof: For the G/G/ ∞ queue, each arriving packet is serviced by a different server. As a result, the packets may get serviced in an out of order fashion. Figure 5, which plots age evolution for the G/G/ ∞ queue, illustrates this. In Figure 5, observe that packet 3 completes service before packet 2. As a result, the age doesn't drop at the service of packet 3, as it now contains stale information. To analyze average age, it is important to characterize these events of out of order service.

Let X_i denote the inter-generation time between the i th and $(i+1)$ th packet, and S_i denote the service time for the i th packet. In Figure 5, $X_2 + S_3 < S_2$, and therefore, packet 3 completes service before packet 2. To completely characterize this, define $Z_i \triangleq \sum_{k=0}^{i-1} X_k$ to be the time of generation of the i th packet. Note that the i th packet gets serviced at time $Z_i + S_i$, the $(i+1)$ th packet gets serviced at time $Z_i + X_i + S_{i+1}$, and similarly, the $(i+l)$ th packet gets serviced at time $Z_i + \sum_{k=1}^l X_{i+k-1} + S_{i+l}$, for all $l \geq 1$. Let D_i denote the time from the i th packet generation to the time there is a service of the i th packet, or a packet that arrived after the i th packet, whichever comes first. Thus,

$$D_i = \min\{S_i, X_i + S_{i+1}, X_i + X_{i+1} + S_{i+2}, \dots\} \\ = \min_{l \geq 0} \left\{ \sum_{k=1}^l X_{i+k-1} + S_{i+l} \right\}. \quad (22)$$

In Figure 5, note that $D_1 = S_1$, $D_2 = X_2 + S_3$, $D_3 = S_3$, and $D_4 = S_4$.

The area under the age curve $A(t)$ is nothing but the sum of the areas of the trapezoids Q_i (see Figure 5). Applying the renewal reward theorem [17], by letting the reward for the i th renewal, namely $[Z_i, Z_i + X_i]$, be the area Q_i , we get the average age to be:

$$A_{G/G/\infty}^{\text{ave}} = \frac{\mathbb{E}[Q_i]}{\mathbb{E}[X_i]}. \quad (23)$$

It is easy to see that

$$Q_i = \frac{1}{2}(X_i + D_{i+1})^2 - \frac{1}{2}D_{i+1}^2, \quad (24)$$

as the trapezoid Q_i extends from the time of the i th packet generation to the time at which the $(i+1)$ th, or a packet that

arrives after the $(i + 1)$ th packet, is served; which is nothing but $X_i + D_{i+1}$. For illustration, note that $Q_1 = \frac{1}{2}(X_1 + X_2 + S_3)^2 - \frac{1}{2}(X_2 + S_3)^2$, which is same as (24), for $i = 1$, since $D_2 = X_2 + S_3$. Substituting (24) in (23), we obtain

$$A_{G/G/\infty}^{\text{ave}} = \frac{1}{2} \frac{\mathbb{E}[X^2]}{\mathbb{E}[X]} + \frac{\mathbb{E}[X_i D_{i+1}]}{\mathbb{E}[X_i]}. \quad (25)$$

We obtain the result by noting that X_i and D_{i+1} are independent. ■

We now prove that deterministic service yields the worst average age, across all service time distributions.

Theorem 7: For the infinite server $G/G/\infty$ system,

$$A_{G/G/\infty}^{\text{ave}}(\lambda, \mu) \leq A_{G/D/\infty}^{\text{ave}}(\lambda, \mu),$$

for all packet generation and service rates, λ and μ , respectively.

Proof: From Lemma 5, it is clear that the average age depend on service time through the term:

$$\mathbb{E} \left[\min_{l \geq 0} \left\{ \sum_{k=1}^l X_k + S_{l+1} \right\} \right]. \quad (26)$$

We show that this quantity is maximized when service times are deterministic, i.e. $S = \mathbb{E}[S]$ almost surely.

First, notice that

$$\min_{l \geq 0} \left\{ \sum_{k=1}^l X_k + S_{l+1} \right\} = S_1, \quad (27)$$

if S_k are all equal and deterministic. This is because $X_k \geq 0$ almost surely. Thus, the peak and average age for the $G/D/\infty$ queue is given by

$$A_{G/D/\infty}^{\text{p}} = \mathbb{E}[X] + \mathbb{E}[S], \quad (28)$$

and

$$A_{G/D/\infty}^{\text{ave}} = \frac{1}{2} \frac{\mathbb{E}[X^2]}{\mathbb{E}[X]} + \mathbb{E}[S]. \quad (29)$$

Furthermore, we must have

$$\min_{l \geq 0} \left\{ \sum_{k=1}^l X_k + S_{l+1} \right\} \leq S_1, \quad (30)$$

since S_1 is the first term in the minimization. Therefore,

$$\mathbb{E} \left[\min_{l \geq 0} \left\{ \sum_{k=1}^l X_k + S_{l+1} \right\} \right] \leq \mathbb{E}[S_1] = \mathbb{E}[S]. \quad (31)$$

Applying this to the peak and average age expression from Lemma 5, we get

$$A_{G/G/\infty}^{\text{p}} \leq \mathbb{E}[X] + \mathbb{E}[S], \quad (32)$$

and

$$A_{G/G/\infty}^{\text{ave}} \leq \frac{1}{2} \frac{\mathbb{E}[X^2]}{\mathbb{E}[X]} + \mathbb{E}[S]. \quad (33)$$

The result follows from (28), (29), (32), and (33). ■

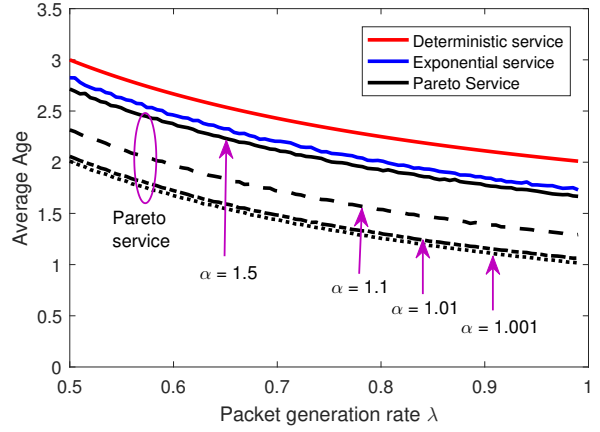


Fig. 6. Plotted is the average age under deterministic, exponential, and Pareto ($\alpha = 1.5, 1.1, 1.01$, and 1.001) distributed service times distributions for the infinite server $M/G/\infty$ queue. Service rate $\mu = 1$, while the packet generation rate λ varies from 0.5 to 0.99.

In the $G/G/\infty$ queue, packets do not get serviced in the same order as they are generated. However, a swap in order helps improve age, because it means that a packet that arrived later was served earlier. Therefore, the service that swaps the packet order the least maximizes age. Under deterministic service, the packet order is retained exactly, with probability 1, and therefore, deterministic service maximizes age.

In Figure 6, we plot the average age for the $M/G/\infty$ queue under three service distributions: deterministic, exponential, and Pareto distribution (given in (20)), with mean $1/\mu$. We observe that the heavy tail Pareto distributed service performs better than the exponential service. Also, heavier tail or decreasing α results in improvement in age. It appears, like in the LCFS queue, that as $\alpha \downarrow 1$ the average age approaches the lower bound $1/\lambda$. Similar observations are made for the log-normal service distribution (21).

1) *Age of Information vs Packet Delay:* For the $G/G/\infty$ queue as well, a comparison of age with packet delay leads to an interesting conclusion. The packet delay for the $G/G/\infty$ system, is nothing but the service time S . The variance of packet delay, therefore, is minimized to 0, when S is deterministic. This observation and Theorem 7 imply that for the $G/G/\infty$ queue, the service time that reduces delay variance, maximizes age of information.

VI. CONCLUSION

We considered the problem of minimizing age metrics over the space of packet generation and service time distributions. We showed that determinacy in update generation and service can yield the best or the worst case age, depending on the queueing system under consideration. While determinacy minimized age in the FCFS queue, for the LCFS $M/G/1$ queue with preemptive service and $G/G/\infty$ queue, we showed that deterministic service results in the worst case age. As a consequence of this we argued that, for certain queueing systems, minimizing packet delay, or the variance in packet

delay, leads to the worst case age. This points to a fundamental difference between the age metrics and packet delay.

For the LCFS M/G/1 queue and the G/G/∞ queue, we also proved that a heavy-tailed Pareto distributed service minimizes average age, in the limit of its shape parameter. Simulations showed this to be the case also for the peak age, and for log-normal distributed service times; proof of which are open for future work. We hope that these results will open up several questions regarding the usefulness of heavy-tailed service time distributions in minimizing AoI.

REFERENCES

- [1] R. Talak, S. Karaman, and E. Modiano, "Speed limits in autonomous vehicular networks due to communication constraints," in *Proc. CDC*, pp. 4998–5003, Dec. 2016.
- [2] I. Bekmezci, O. K. Sahingoz, and S. Temel, "Flying ad-hoc networks (FANETs): A survey," *Ad Hoc Networks*, vol. 11, pp. 1254–1270, May 2013.
- [3] S. Sesia, I. Toufik, and M. Baker, *LTE, The UMTS Long Term Evolution: From Theory to Practice*. Wiley Publishing, 2009.
- [4] S. Guharoy and N. B. Mehta, "Joint evaluation of channel feedback schemes, rate adaptation, and scheduling in OFDMA downlinks with feedback delays," *IEEE Transactions on Vehicular Technology*, vol. 62, pp. 1719–1731, May 2013.
- [5] S. Kaul, R. Yates, and M. Gruteser, "Real-time status: How often should one update?," in *Proc. INFOCOM*, pp. 2731–2735, Mar. 2012.
- [6] L. Huang and E. Modiano, "Optimizing age-of-information in a multi-class queueing system," in *Proc. ISIT*, pp. 1681–1685, Jun. 2015.
- [7] C. Kam, S. Kompella, and A. Ephremides, "Effect of message transmission diversity on status age," in *Proc. ISIT*, pp. 2411–2415, Jun. 2014.
- [8] M. Costa, M. Codreanu, and A. Ephremides, "Age of information with packet management," in *Proc. ISIT*, pp. 1583–1587, Jun. 2014.
- [9] E. Najm and R. Nasser, "Age of information: The gamma awakening," *ArXiv e-prints*, Apr. 2016.
- [10] A. M. Bedewy, Y. Sun, and N. B. Shroff, "Minimizing the age of the information through queues," *arXiv*, vol. abs/1709.04956, Sep. 2017.
- [11] Y. Inoue, H. Masuyama, T. Takine, and T. Tanaka, "The stationary distribution of the age of information in FCFS single-server queues," in *Proc. ISIT*, pp. 571–575, Jun. 2017.
- [12] R. Talak, S. Karaman, and E. Modiano, "Optimizing information freshness in wireless networks under general interference constraints," in *Proc. Mobihoc*, Jun. 2018.
- [13] R. Talak, S. Karaman, and E. Modiano, "Minimizing age-of-information in multi-hop wireless networks," in *Proc. Allerton*, pp. 486–493, Oct. 2017.
- [14] R. D. Yates, "Age of information in a network of preemptive servers," *arXiv e-prints*, vol. abs/1803.07993, Mar. 2018.
- [15] R. D. Yates, "The age of information in networks: Moments, distributions, and sampling," Jun. 2018.
- [16] K. Chen and L. Huang, "Age-of-information in the presence of error," *ArXiv e-prints arXiv:1605.00559*, May 2016.
- [17] R. W. Wolff, *Stochastic Modeling and the Theory of Queues*. Prentice Hall, 1 ed., 1989.
- [18] D. P. Bertsekas and R. G. Gallager, *Data Networks*. Prentice Hall, 2 ed., 1992.
- [19] S. M. Ross, *Stochastic Processes*. John Wiley & Sons, Inc., 2 ed., 1996.
- [20] S. P. Meyn and R. L. Tweedie, *Markov Chains and Stochastic Stability*. Springer-Verlag, London, 1993.
- [21] W. Rudin, *Principles of mathematical analysis*. McGraw-Hill New York, 3d ed. ed., 1976.

APPENDIX

A. Proof of Lemma 1

1. Peak Age: We know that the peak age is given by

$$A^p = \mathbb{E}[T_i + X_i] = \mathbb{E}[T_i] + \frac{1}{\lambda}, \quad (34)$$

since $\mathbb{E}[X_i] = 1/\lambda$. It suffices to argue that $\mathbb{E}[T_i] = \frac{1}{\alpha}$. We state and prove this as the following lemma:

Lemma 6: At steady state, T_i is a geometrically distributed random variable of rate $\bar{\alpha}$.

Proof: Let X_i be the inter-generation time between the $(i-1)$ th and i th update packet, and N_i be the number of packets in the queue, as seen by the n th arriving update packet in the queue. If Z_{i+1} denotes the number of services that can take place during the next inter-generation time X_{i+1} , then N_{i+1} is given by

$$N_{i+1} = \max\{N_i + 1 - Z_{i+1}, 0\}. \quad (35)$$

We know from [17, Chap. 8] that at steady state N_i is geometrically distributed over $\{0, 1, \dots\}$ with some rate σ . The system time T_i , for the i th update packet in the queue, is given by

$$T_i = \sum_{j=1}^{N_i+1} S_j, \quad (36)$$

where S_j are independent and exponentially distributed service times with mean $\frac{1}{\mu}$. Since N_i is geometrically distributed over $\{0, 1, \dots\}$ with rate σ , we have that $N_i + 1$ is geometrically distributed over $\{1, 2, \dots\}$ with the same rate σ . Since S_j s and N_i are independent random variables we have that T_i is exponentially distributed with rate $\mu\sigma$ [19].

Let $\alpha = \mu\sigma$. We obtain equation (10) that characterizes α using the recursion for system time [17]:

$$T_i = \max\{T_{i-1} - X_i, 0\} + S_i, \quad (37)$$

where S_i is the service time for the update packet i . Taking expectation on both sides we obtain

$$\begin{aligned} \frac{1}{\alpha} &= \mathbb{E}[T_i] = \mathbb{E}[\max\{T_{i-1} - X_i, 0\} + S_i], \\ &= \mathbb{E}[\mathbb{E}[\max\{T_{i-1} - X_i, 0\} | X_i]] + \frac{1}{\mu}, \end{aligned} \quad (38)$$

$$= \int_0^\infty \mathbb{E}[\max\{T_{i-1} - t, 0\}] dF_X(t) + \frac{1}{\mu}. \quad (39)$$

We can compute $\mathbb{E}[\max\{T_{i-1} - t, 0\}]$ as follows:

$$\begin{aligned} \mathbb{E}[\max\{T_{i-1} - t, 0\}] &= \int_0^\infty \mathbf{P}[T_{i-1} > \theta + t] d\theta, \\ &= \int_0^\infty e^{-\alpha(\theta+t)} d\theta = \frac{1}{\alpha} e^{-\alpha t}. \end{aligned} \quad (40)$$

Substituting (40) in (39) we get

$$\frac{1}{\alpha} = \frac{1}{\alpha} \int_0^\infty e^{-\alpha t} dF_X(t) + \frac{1}{\mu} = \frac{1}{\alpha} M_X(-\alpha) + \frac{1}{\mu}, \quad (41)$$

which proves the result. ■

2. Average Age: The average age for a FIFO queue is given by [5]:

$$A^{\text{ave}} = \lambda \left[\frac{1}{2} \mathbb{E}[X_i^2] + \mathbb{E}[X_i T_i] \right], \quad (42)$$

where T_i is the system time for the i th update packet at steady state, and X_i is the inter-generation time between $(i-1)$ th and i th update packet. We know that $\mathbb{E}[X_i^2] = M_X''(0)$ by property of moment generating function [19]. Therefore, it suffices to show that

$$\lambda \mathbb{E}[T_i X_i] = \frac{\lambda}{\bar{\alpha}} M_X'(-\bar{\alpha}) + \frac{1}{\mu}. \quad (43)$$

We know that the system times T_i follow the recursion [17]:

$$T_i = \max\{T_{i-1} - X_i, 0\} + S_i, \quad (44)$$

where S_i denotes the service time for the i th update packet. Using this we obtain

$$\begin{aligned} \mathbb{E}[T_i X_i] &= \mathbb{E}[\max\{T_{i-1} - X_i, 0\} X_i] + \mathbb{E}[S_i X_i], \\ &= \mathbb{E}[\mathbb{E}[\max\{T_{i-1} - X_i, 0\} X_i] | X_i] + \frac{1}{\lambda \mu}, \\ &= \int_0^\infty \mathbb{E}[x \max\{T_{i-1} - x, 0\}] f_{X_i}(x) dx + \frac{1}{\lambda \mu}, \end{aligned} \quad (45)$$

where the last equality follows because X_i and T_{i-1} are independent. Evaluating the expectation $\mathbb{E}[x \max\{T_{i-1} - x, 0\}]$ we obtain

$$\mathbb{E}[x \max\{T_{i-1} - x, 0\}] = \int_x^\infty x(t-x) f_T(t) dt = \frac{x}{\bar{\alpha}} e^{-\bar{\alpha}x}, \quad (46)$$

where the last equality follows because we know the distribution of system time T to be $f_T(t) = \bar{\alpha} e^{-\bar{\alpha}t}$. Substituting (46) in (45) we obtain

$$\mathbb{E}[T_i X_i] = \frac{1}{\bar{\alpha}} \mathbb{E}[X_i e^{-\bar{\alpha}X_i}] + \frac{1}{\lambda \mu} = \frac{1}{\bar{\alpha}} M_X(-\bar{\alpha}) + \frac{1}{\lambda \mu},$$

which is same as (43). This proves the result.

B. Proof of Theorem 2

Let F_X be the inter-generation time distribution of update packets with mean $\mathbb{E}[X] = \frac{1}{\lambda}$. From Lemma 1, the peak age A^p is given by

$$A^p = \frac{1}{\bar{\alpha}} + \frac{1}{\lambda}, \quad (47)$$

where $\bar{\alpha}$ is a solution to

$$\alpha = \mu - \mu M_X(-\alpha) = \mu - \mu \mathbb{E}[e^{-\alpha X}]. \quad (48)$$

Thus, $\bar{\alpha}$ depends on the distribution F_X . Clearly, from (47), choosing a distribution that maximizes $\bar{\alpha}$ also minimizes peak age. We consider the set of all distributions F_X with the same mean, namely, $\mathbb{E}[X] = \frac{1}{\lambda}$.

Notice that the function $f(\alpha) = \mu - \mu \mathbb{E}[e^{-\alpha X}]$ is a continuous, non-decreasing function in α , for $\alpha \geq 0$. Furthermore, $f(0) = \mu - \mu \mathbb{E}[e^0] = 0$ and $f'(0) = \mu \mathbb{E}[X] = \frac{\mu}{\lambda} > 1$. Now, if we have another continuous function $g(\alpha)$, for all $\alpha \geq 0$, such that

- 1) $g(0) = 0$,
- 2) $g'(0) > 1$,
- 3) $g(\alpha)$ is non-decreasing, and
- 4) $g(\alpha) \geq f(\alpha) = \mu - \mu \mathbb{E}[e^{-\alpha X}]$,

then the solution $\hat{\alpha}$ to $\alpha = g(\alpha)$ will be greater than $\bar{\alpha}$, i.e., $\hat{\alpha} \geq \bar{\alpha}$.

Set $g(\alpha) = \mu - \mu e^{-\alpha \mathbb{E}[X]}$. Then, it clearly satisfied all the properties: (1)-(3). Property (4) is also follows from the following use of Jensen's inequality:

$$\mathbb{E}[e^{-\alpha X}] \geq e^{-\alpha \mathbb{E}[X]}. \quad (49)$$

Therefore, the solution $\hat{\alpha}$ to

$$\alpha = \mu - \mu e^{-\alpha \mathbb{E}[X]}, \quad (50)$$

is greater than $\bar{\alpha}$. Now, notice that, if the inter-generation time is constant at $\mathbb{E}[X]$ then, by Lemma 1, the peak age is given by

$$A_D^p = \frac{1}{\bar{\alpha}} + \frac{1}{\lambda}, \quad (51)$$

where $\hat{\alpha}$ is a solution to (50). Since $\hat{\alpha} \geq \bar{\alpha}$, we have $A_D^p \leq A^p$. This proves that the periodic inter-generation of update packets, with period $D = \mathbb{E}[X]$, yields a smaller age than if the inter-generation times are distributed according to F_X .

The average age, for a given inter-generation time distribution F_X , is given by

$$A^{\text{ave}} = \lambda \left[\frac{1}{2} M_X''(0) + \frac{1}{\bar{\alpha}} M_X'(-\bar{\alpha}) \right] + \frac{1}{\mu}, \quad (52)$$

where $\bar{\alpha}$ is given by (10). The function $\frac{1}{\bar{\alpha}} M_X'(-\bar{\alpha})$ is a decreasing function in α . Therefore, choosing a distribution F_X that maximizes $\bar{\alpha}$ yields minimum average age. The same argument, as applied for peak age, yields the result for average age.

C. Average Age for FCFS M/G/1 Queue

Lemma 7: For FCFS M/G/1 queue, the average age is given by

$$A_{\text{M/G/1}}^{\text{ave}} = \frac{1}{\mu} + \frac{(1-\rho)}{\lambda M_S(-\lambda)} + \frac{\lambda \mathbb{E}[S^2]}{2(1-\rho)},$$

where S denotes the service time, $M_S(\alpha) = \mathbb{E}[e^{\alpha S}]$, and $\rho = \frac{\lambda}{\mu}$.

Proof: We know that the average age for FCFS G/G/1 queue is given by [5]:

$$A_{\text{G/G/1}}^{\text{ave}} = \frac{\frac{1}{2} \mathbb{E}[X_i^2] + \mathbb{E}[X_i T_i]}{\mathbb{E}[X_i]}, \quad (53)$$

where X_i is the inter-generation time between $(i-1)$ th and i th update packet and T_i is the system time of the i th update packet. For M/G/1 queue, since packet generation is a Poisson process with rate λ , we have $\mathbb{E}[X_i^2] = \frac{2}{\lambda^2}$ and $\mathbb{E}[X_i] = \frac{1}{\lambda}$. This gives us

$$A_{\text{M/G/1}}^{\text{ave}} = \frac{1}{\lambda} + \lambda \mathbb{E}[X_i T_i]. \quad (54)$$

The correlation term $\mathbb{E}[X_i T_i]$ can be evaluated using the system time recursion [17]:

$$T_i = \max\{T_{i-1} - X_i, 0\} + S_i, \quad (55)$$

where S_i is the service time of the i th update packet. Also, notice that system time of the $(i-1)$ th packet, i.e. T_{i-1} , is independent of the inter-generation time between the $(i-1)$ th and i th, i.e. X_i . We, thus, have

$$\begin{aligned} \mathbb{E}[X_i T_i] &= \mathbb{E}[X_i \max\{T_{i-1} - X_i, 0\}] + \mathbb{E}[X_i S_i], \\ &= \mathbb{E}[\mathbb{E}[X_i \max\{T_{i-1} - X_i, 0\} | T_{i-1}]] + \frac{1}{\lambda} \frac{1}{\mu}, \end{aligned} \quad (56)$$

$$= \int_0^\infty \mathbb{E}[X_i \max\{t - X_i, 0\}] dF_T(t) + \frac{1}{\lambda} \frac{1}{\mu}, \quad (57)$$

where (56) follows from the fact that the packet inter-generation and service times, namely X_i and S_i , are independent, while (57) follows because X_i and T_{i-1} are independent.

We now evaluate the expectation $\mathbb{E}[X_i \max\{t - X_i, 0\}]$ as

$$\begin{aligned} \mathbb{E}[X_i \max\{t - X_i, 0\}] &= \int_0^t x(t-x) f_{X_i}(x) dx, \\ &= \int_0^t x(t-x) \lambda e^{-\lambda x} dx, \\ &= \frac{1}{\lambda^2} [(\lambda t + 2) e^{-\lambda t} - (2 - \lambda t)]. \end{aligned}$$

Substituting this back in (57), we obtain

$$\begin{aligned} \mathbb{E}[X_i T_i] &= \frac{1}{\lambda \mu} + \frac{1}{\lambda^2} \int_0^\infty [(\lambda t + 2) e^{-\lambda t} - (2 - \lambda t)] dF_T(t), \\ &= \frac{1}{\lambda \mu} + \frac{1}{\lambda^2} [\lambda \mathbb{E}[T e^{-\lambda T}] + 2 \mathbb{E}[e^{-\lambda T}]] \\ &\quad - \frac{1}{\lambda^2} (2 - \lambda \mathbb{E}[T]), \end{aligned}$$

which upon rearranging the terms we get

$$\begin{aligned} \mathbb{E}[X_i T_i] &= \frac{1}{\lambda \mu} + \frac{\mathbb{E}[T]}{\lambda} \\ &\quad + \frac{1}{\lambda^2} [\lambda \mathbb{E}[T e^{-\lambda T}] + 2 \mathbb{E}[e^{-\lambda T}] - 2]. \end{aligned} \quad (58)$$

We know from the Pollaczek-Khinchine formula [18] that

$$\mathbb{E}[T] = \frac{1}{\mu} + \frac{\lambda \mathbb{E}[S^2]}{2(1-\rho)}, \quad (59)$$

where S is the service time random variable and $\rho = \frac{\lambda}{\mu}$. For the remaining terms in (58), note that $\mathbb{E}[e^{-\lambda T}] = L_T(\lambda)$ and $\mathbb{E}[T e^{-\lambda T}] = -L'_T(\lambda)$. We again know from Pollaczek-Khinchine formula [17] that the Laplace transform of T is given by

$$L_T(\alpha) = \frac{(1-\rho)\alpha L_S(\alpha)}{\alpha - \lambda + \lambda L_S(\alpha)}, \quad (60)$$

where $L_S(\alpha) = \mathbb{E}[e^{-\alpha S}]$. Taking derivative of $L_T(\alpha)$ with respect to α we obtain

$$\begin{aligned} L'_T(\alpha) &= \frac{(1-\rho)L_S(\alpha) + (1-\rho)\alpha L'_S(\alpha)}{\alpha - \lambda + \lambda L_S(\alpha)} \\ &\quad - \frac{(1-\rho)\alpha L_S(\alpha) (1 + \lambda L'_T(\alpha))}{(\alpha - \lambda + \lambda L_S(\alpha))^2}. \end{aligned} \quad (61)$$

Substituting $\alpha = \lambda$ in (60) and (61) we get

$$L_T(\lambda) = 1 - \rho, \quad (62)$$

and

$$L'_T(\lambda) = \frac{(1-\rho)}{\lambda} \left(1 - \frac{1}{L_S(\lambda)}\right). \quad (63)$$

Using (62) and (63) we get

$$\begin{aligned} \lambda \mathbb{E}[T e^{-\lambda T}] + 2 \mathbb{E}[e^{-\lambda T}] &= 2L_T(\lambda) - \lambda L'_T(\alpha), \\ &= (1-\rho) + \frac{1-\rho}{L_S(\lambda)}. \end{aligned} \quad (64)$$

Substituting (64) and (59) in (58) we get

$$\frac{1}{\lambda} + \lambda \mathbb{E}[X_i T_i] = \frac{1}{\mu} + \frac{1}{\lambda} \frac{1-\rho}{L_S(\lambda)} + \frac{\lambda \mathbb{E}[S^2]}{2(1-\rho)}. \quad (65)$$

The result follows from (54). \blacksquare

1. Peak Age: Let $A(t)$ denote the age at time t . Let B_i denote the age at the generation of the i th update packet, i.e. $Z_i = \sum_{k=0}^{i-1} X_k$:

$$B_i = A(Z_i). \quad (66)$$

Then, we have the following recursion for B_i :

$$B_{i+1} = \begin{cases} X_i & \text{if } S_i < X_i \\ B_i + X_i & \text{if } S_i \geq X_i \end{cases}, \quad (67)$$

for all $i \geq 0$. This can be written as

$$B_{i+1} = X_i + B_i (1 - \mathbb{I}_{S_i < X_i}). \quad (68)$$

Note that B_i is independent of S_i and X_i . Further, $\{B_i\}_{i \geq 1}$ is a Markov process, and can be shown to be positive recurrent using the drift criteria [20]; using the fact that X_i and S_i are continuous random variables and $\mathbf{P}[S_i < X_i] < 1$. Taking expected value, and noting that at stationarity $\mathbb{E}[B_i] = \mathbb{E}[B_{i+1}]$, we get

$$\mathbb{E}[B] = \frac{\mathbb{E}[X]}{\mathbf{P}[S < X]}. \quad (69)$$

We now compute the peak age. Let P_i denote the peak value at the i th virtual service defined to be:

$$P_i = A(Z_i + S_i) \mathbb{I}_{S_i < X_i}, \quad (70)$$

where the event $\{S_i < X_i\}$ denotes that the i th update packet was services, and not preempted. Note that $P_i = 0$ otherwise. When $\{S_i < X_i\}$, we have $A(Z_i + S_i) = A(Z_i) + S_i = B_i + S_i$. Therefore,

$$P_i = (B_i + S_i) \mathbb{I}_{S_i < X_i}. \quad (71)$$

Using ergodicity of $\{B_i\}_{i \geq 1}$ we obtain

$$\lim_{M \rightarrow \infty} \frac{1}{M} \sum_{i=1}^M P_i = \mathbb{E}[B] \mathbb{E}[\mathbb{I}_{S < X}] + \mathbb{E}[S \mathbb{I}_{S < X}], \quad (72)$$

since B_i is independent of X_i and S_i . The peak age can be written as:

$$A_{G/G/1}^p = \lim_{M \rightarrow \infty} \mathbb{E} \left[\frac{\sum_{i=1}^M P_i}{\sum_{i=1}^M \mathbb{I}_{S_i < X_i}} \right]. \quad (73)$$

Using (72), and the strong law of large numbers in the denominator, we get:

$$A_{G/G/1}^p = \frac{\mathbb{E}[B] \mathbf{P}[S < X] + \mathbb{E}[S \mathbb{I}_{S < X}]}{\mathbf{P}[S < X]}. \quad (74)$$

Substituting for $\mathbb{E}[B]$ (from (69)) we obtain:

$$A_{G/G/1}^p = \frac{\mathbb{E}[X]}{\mathbf{P}[S < X]} + \frac{\mathbb{E}[S \mathbb{I}_{S < X}]}{\mathbf{P}[S < X]}. \quad (75)$$

2. Average Age: We take a different approach to analyzing the average age. Let R_i denote the area under the age curve $A(t)$ between the generation of packet i and packet $i+1$:

$$R_i \triangleq \int_{Z_i}^{Z_i + X_i} A(t) dt, \quad (76)$$

where $Z_i = \sum_{k=0}^{i-1} X_k$ is the time of generation of the i th update packet. This R_i can be computed explicitly to be

$$R_i = \begin{cases} B_i X_i + \frac{1}{2} X_i^2 & \text{if } X_i < S_i \\ B_i S_i + \frac{1}{2} X_i^2 & \text{if } X_i \geq S_i \end{cases}, \quad (77)$$

which can be written compactly as

$$R_i = \frac{1}{2} X_i^2 + B_i \min(X_i, S_i). \quad (78)$$

Since, B_i is independent of X_i and S_i , taking expected value at stationarity we obtain

$$\mathbb{E}[R] = \frac{1}{2} \mathbb{E}[X^2] + \mathbb{E}[B] \mathbb{E}[\min(X, S)]. \quad (79)$$

Using renewal theory, the average age can be obtained to be

$$A_{G/G/1}^{\text{ave}} = \frac{\mathbb{E}[R]}{\mathbb{E}[X]}, \quad (80)$$

$$= \frac{1}{2} \frac{\mathbb{E}[X^2]}{\mathbb{E}[X]} + \frac{\mathbb{E}[B]}{\mathbb{E}[X]} \mathbb{E}[\min(X, S)]. \quad (81)$$

Substituting (69) we get the result.

For the LCFS G/G/1 queue, we have

$$A_{G/G/1}^{\text{ave}} = \frac{1}{2} \frac{\mathbb{E}[X^2]}{\mathbb{E}[X]} + \frac{\mathbb{E}[\min(X, S)]}{\mathbf{P}[S < X]},$$

from Lemma 2. It suffices to argue that when S is exponentially distributed at rate μ , we have

$$\frac{\mathbb{E}[\min(X, S)]}{\mathbf{P}[S < X]} = \mathbb{E}[S]. \quad (82)$$

We derive this as follows:

$$\begin{aligned} \frac{\mathbb{E}[\min(X, S)]}{\mathbf{P}[S < X]} &= \frac{\mathbb{E}[S \mathbb{I}_{S < X} + X \mathbb{I}_{X < S}]}{\mathbb{E}[\mathbb{I}_{S < X}]}, \\ &= \frac{\mathbb{E}[S]}{\mathbb{E}[\mathbb{I}_{S < X}]} - \frac{\mathbb{E}[(S - X) \mathbb{I}_{S > X}]}{\mathbb{E}[\mathbb{I}_{X > S}]}. \end{aligned} \quad (83)$$

From the memoryless property of the exponential distribution, we know that

$$\frac{\mathbb{E}[(S - X) \mathbb{I}_{S > X}]}{\mathbb{E}[\mathbb{I}_{S > X}]} = \mathbb{E}[S - X \mid S > X] = \mathbb{E}[S]. \quad (84)$$

Substituting this in (83) we get

$$\frac{\mathbb{E}[\min(X, S)]}{\mathbf{P}[S < X]} = \frac{\mathbb{E}[S]}{\mathbb{E}[\mathbb{I}_{S < X}]} - \frac{\mathbb{E}[S] \mathbb{E}[\mathbb{I}_{S > X}]}{\mathbb{E}[\mathbb{I}_{S < X}]} = \mathbb{E}[S].$$

Fix a packet generation and service rate λ and μ , respectively. We omit the explicit notational dependencies on λ and μ for convenience.

1. Peak Age Bound: From Lemma 2, the peak age is given by

$$A_{M/G/1}^p = \frac{\mathbb{E}[X]}{\mathbf{P}[S < X]} + \frac{\mathbb{E}[S \mathbb{I}_{S < X}]}{\mathbb{E}[\mathbb{I}_{S < X}]}. \quad (85)$$

Since X is exponentially distributed, we have

$$\mathbf{P}[S < X] = \mathbb{E}[e^{-\lambda S}] \geq e^{-\lambda \mathbb{E}[S]}. \quad (86)$$

Also, we have

$$\frac{\mathbb{E}[S \mathbb{I}_{S < X}]}{\mathbb{E}[\mathbb{I}_{S < X}]} = \mathbb{E}[S \mid S < X] \leq \mathbb{E}[S]. \quad (87)$$

Substituting (86) and (87) we get

$$A_{M/G/1}^p \leq \frac{\mathbb{E}[X]}{e^{-\lambda \mathbb{E}[S]}} + \mathbb{E}[S]. \quad (88)$$

It suffices to show that the upper-bound in (88) is in fact $A_{M/D/1}^p$. Substituting $S = \mathbb{E}[S]$ almost surely we obtain

$$\begin{aligned} A_{M/D/1}^p &= \frac{\mathbb{E}[X]}{\mathbf{P}[\mathbb{E}[S] < X]} + \frac{\mathbb{E}[\mathbb{E}[S] \mathbb{I}_{\mathbb{E}[S] < X}]}{\mathbb{E}[\mathbb{I}_{\mathbb{E}[S] < X}]}, \\ &= \frac{\mathbb{E}[X]}{e^{-\lambda \mathbb{E}[S]}} + \mathbb{E}[S]. \end{aligned} \quad (89)$$

This proves the peak age about $A_{M/G/1}^p \leq A_{M/D/1}^p$.

2. Average Age Bound: From Lemma 4, the average age is given by

$$A_{M/G/1}^{\text{ave}} = \frac{\mathbb{E}[S]}{\mathbf{P}[S < X]}. \quad (90)$$

Substituting $S = \mathbb{E}[S]$ almost surely we get the average age expression for LCFS M/D/1 queue to be

$$A_{M/D/1}^{\text{ave}} = \frac{\mathbb{E}[S]}{\mathbf{P}[\mathbb{E}[S] < X]} = \frac{\mathbb{E}[S]}{e^{-\lambda \mathbb{E}[S]}}, \quad (91)$$

where we have used the fact that the packet inter-generation time X is exponentially distributed. We obtain $A_{M/G/1}^{\text{ave}} \leq A_{M/D/1}^{\text{ave}}$ by noting that

$$\mathbf{P}[S < X] = \mathbb{E}[e^{-\lambda S}] \geq e^{-\lambda \mathbb{E}[S]}, \quad (92)$$

by Jensen's inequality.

D. Proof of Theorem 6

We prove two limiting results here. Let S be a Pareto distributed random variable, with distribution given by (20), and X an exponentially distributed random variable with rate λ .

Lemma 8: $\lim_{\alpha \downarrow 1} \mathbf{P}[S < X] = 1$.

Proof: Using the fact that X is an exponential distributed random variable, we get $\mathbf{P}[S < X] = \mathbb{E}[e^{-\lambda S}] = M_S(-\lambda)$, where $M_S(\beta) = \mathbb{E}[e^{\beta S}]$ is the moment generating function of S . The moment generating function for the Pareto distribution in (20) is given by

$$M_S(-\lambda) = \alpha \left(\frac{\lambda}{\mu}\right)^\alpha \left(1 - \frac{1}{\alpha}\right)^\alpha \Gamma\left(-\alpha, \frac{\lambda}{\mu} \left(1 - \frac{1}{\alpha}\right)\right), \quad (93)$$

where $\Gamma(a, b) \triangleq \int_b^\infty x^{a-1} e^{-t} dt$ is the incomplete gamma function. Suppose, we can show that

$$\lim_{\alpha \downarrow 1} \left(1 - \frac{1}{\alpha}\right)^\alpha \Gamma\left(-\alpha, \frac{\lambda}{\mu} \left(1 - \frac{1}{\alpha}\right)\right) = \frac{1}{\lambda/\mu}. \quad (94)$$

Applying this we obtain

$$\lim_{\alpha \downarrow 1} M_S(-\lambda) = \frac{\lambda}{\mu} \lim_{\alpha \downarrow 1} \left(1 - \frac{1}{\alpha}\right)^\alpha \Gamma\left(-\alpha, \frac{\lambda}{\mu} \left(1 - \frac{1}{\alpha}\right)\right) = 1,$$

and therefore, $\mathbf{P}[S < X] \rightarrow 1$ as $\alpha \rightarrow 1$.

We now prove (94) a little more generally. We establish that for any $x > 0$ we have

$$L(x) \triangleq \left(1 - \frac{1}{\alpha}\right)^\alpha \Gamma\left(-\alpha, x \left(1 - \frac{1}{\alpha}\right)\right) \rightarrow \frac{1}{x}, \quad (95)$$

as $\alpha \downarrow 1$. Applying the definition of $\Gamma(a, b) \triangleq \int_b^\infty x^{a-1} e^{-t} dt$ we get

$$\begin{aligned} L(x) &= \frac{1}{\alpha^\alpha} \int_{\frac{x(\alpha-1)}{\alpha}}^\infty \frac{(\alpha-1)^{\alpha+1}}{(\alpha-1)} \frac{1}{t^{\alpha+1}} e^{-t} dt, \\ &= \int_x^\infty y^{-(\alpha+1)} e^{-(\alpha-1)y/\alpha} dy, \end{aligned}$$

where the last equality is obtained by variable substitution $y = \alpha t / (\alpha - 1)$. Taking the limit $\alpha \downarrow 1$ it can be shown, by first limiting the integral over a compact domain $[x, M]$ and then taking $M \rightarrow \infty$ using monotone convergence theorem [21], that

$$\lim_{\alpha \downarrow 1} L(x) = \int_x^\infty y^{-2} dy = \frac{1}{x}.$$

■

Lemma 9: $\lim_{\alpha \downarrow 1} \mathbb{E}[S \mathbb{I}_{S < X}] = 0$.

Proof: Fixing $X = x > \frac{1}{\mu} \left(1 - \frac{1}{\alpha}\right)$, we first compute the expected value $\mathbb{E}[S \mathbb{I}_{S < x}]$:

$$\mathbb{E}[S \mathbb{I}_{S < x}] = \int_{\frac{1}{\mu} \left(1 - \frac{1}{\alpha}\right)}^x s f_S(s) ds = \frac{\alpha}{\mu^\alpha} \int_{\frac{1}{\mu} \left(1 - \frac{1}{\alpha}\right)}^x \frac{\left(1 - \frac{1}{\alpha}\right)^\alpha}{s^\alpha} ds.$$

Substituting $y = \alpha s / (\alpha - 1)$, and solving the definite integral, we get

$$\mathbb{E}[S \mathbb{I}_{S < x}] = \frac{1}{\mu} - \frac{1}{\mu} \frac{(\alpha/\mu)^{\alpha-1}}{(\alpha-1)^{\alpha-1}} x^{\alpha-1}, \quad (96)$$

for all $x > \frac{1}{\mu} \left(1 - \frac{1}{\alpha}\right)$. Taking expectation with respect to X we obtain

$$\begin{aligned} \mathbb{E}[S \mathbb{I}_{S < X}] &= \frac{1}{\mu} \mathbf{P}\left[X > \frac{1}{\mu} \left(1 - \frac{1}{\alpha}\right)\right] \\ &\quad - \frac{1}{\mu} \frac{(\alpha/\mu)^{\alpha-1}}{(\alpha-1)^{\alpha-1}} \mathbb{E}\left[X^{\alpha-1} \mathbb{I}_{\{X > \frac{1}{\mu} \left(1 - \frac{1}{\alpha}\right)\}}\right]. \end{aligned} \quad (97)$$

Note that the first term in (97) converges to $1/\mu$ as $\alpha \rightarrow 1$, because $\frac{1}{\mu} \left(1 - \frac{1}{\alpha}\right) \rightarrow 0$ as $\alpha \rightarrow 1$ and X is a positive almost surely. Further, as $\alpha \rightarrow 1$, we have $(\alpha - 1)^{\alpha-1} \rightarrow 1$, $(\alpha/\mu)^{\alpha-1} \rightarrow 1$, and $\mathbb{E}\left[X^{\alpha-1} \mathbb{I}_{\{X > \frac{1}{\mu} \left(1 - \frac{1}{\alpha}\right)\}}\right] \rightarrow 1$. Therefore, the second term also converges to $1/\mu$. As a consequence,

$$\mathbb{E}[S \mathbb{I}_{S < X}] \rightarrow \frac{1}{\mu} - \frac{1}{\mu} = 0,$$

as $\alpha \rightarrow 1$, which proves the result. ■