

Limitations of adversarial robustness: strong No Free Lunch Theorem

Elvis Dohmatob
edohmatob@criteo.com
Criteo AI Lab

Abstract

This manuscript presents some new results on adversarial robustness in machine learning, a very important yet largely open problem. We show that if conditioned on a class label the data distribution satisfies the generalized Talagrand transportation-cost inequality (for example, this condition is satisfied if the conditional distribution has density which is log-concave), any classifier can be adversarially fooled with high probability once the perturbations are slightly greater than the natural noise level in the problem. We call this result The Strong “No Free Lunch” Theorem as some recent results (Tsipras et al. 2018, Fawzi et al. 2018, etc.) on the subject can be immediately recovered as very particular cases. Our theoretical bounds are demonstrated on both simulated and real data (MNIST). These bounds readily extend to distributional robustness (with 0/1 loss). We conclude the manuscript with some speculation on possible future research directions.

1 Introduction

An adversarial attack operates as follows:

- A classifier is trained and deployed (e.g the computer vision system on a self-driving car).
- At test / inference time, an attacker may submit queries to the classifier by sampling a real sample point x with true label k , and modifying it $x \rightarrow x^{\text{adv}}$ according to a prescribed threat model. For example, modifying a few pixels on a road traffic sign Su et al. (2017), modifying intensity of pixels

by a limited amount determined by a prescribed tolerance level ϵ Tsipras et al. (2018), etc. ϵ , on it.

- The goal of the attacker is to fool the classifier into classifying x' as label different from k .
- A robust classifier tries to limit this failure mode, at a prescribed tolerance ϵ .

1.1 Terminology

\mathcal{X} will denote feature space $\mathcal{Y} := \{1, 2, \dots, K\}$ will denote the set of class labels, where $K \geq 2$ is the number of classes, with $K = 2$ for binary classification. P will be the (unknown) joint probability distribution over $\mathcal{X} \times \mathcal{Y}$, of two prototypical random variables X and Y referred to the features and the target variable, which take values in \mathcal{X} and \mathcal{Y} respectively. Random variables will be denoted by capital letters X, Y, Z , etc., and realizations thereof will be denoted x, y, z , etc. respectively.

Let $d_{\mathcal{X}}$ be a distance / metric on the input space \mathcal{X} , $k \in \mathcal{Y}$ be a class label, $\epsilon \geq 0$ be a tolerance level. $\mathcal{X}_k \subseteq \mathcal{X}$ will denote the set of all samples whose label is k with positive probability under P . It is the support of the restriction of P onto the plane $\mathcal{X} \times \{k\}$. This restriction is denoted $P_{X|Y=k}$ or just $P_{X|k}$, and defines the conditional distribution of the features x given that the class label has the value k . We will assume that all the \mathcal{X}_k ’s are finite-dimensional smooth Riemannian manifolds. This is the so-called *manifold assumption*, and is not unpopular in machine learning literature. A classifier is a mapping $h : \mathcal{X} \rightarrow \{1, 2, \dots, K\}$.

Threat models. The $d_{\mathcal{X}}$ *threat model* at tolerance ϵ is a scenario where the attacker is allowed to perturb any input point $x \mapsto x^{\text{adv}}$, with the constraint that $d_{\mathcal{X}}(x^{\text{adv}}, x) \leq \epsilon$. When \mathcal{X} is a manifold, the threat model considered will that induced by the *geodesic distance*, and will be referred to as the *geodesic threat model*.

Flat threat models. In the special case of euclidean space $\mathcal{X} = \mathbb{R}^n$, we always consider the distances defined for $q \in [1, \infty]$ by $d(x, z) = \|x - z\|_q$, where

$$\|a\|_q := \begin{cases} \left(\sum_{j=1}^p |a^j|^q \right)^{1/q}, & \text{if } 1 \leq q < \infty, \\ \max\{|a^1|, \dots, |a^p|\}, & \text{if } q = \infty. \end{cases} \quad (1)$$

The *sup* case $q = \infty$ is particularly important [Tsipras et al. \(2018\)](#): the corresponding threat model allows the adversary to separately increase or decrease each feature by an amount at most ϵ . The *sparse* case ℓ_1 is a convex proxy for so-called “few-pixel” attacks [Su et al. \(2017\)](#) where in the total number of features that can be tampered with by the adversary is limited.

Adversarial robustness accuracy and error.

The *adversarial robustness accuracy* of h at tolerance ϵ for the class label k and w.r.t the $d_{\mathcal{X}}$ threat model, denoted $\text{acc}_{d_{\mathcal{X}}, \epsilon}(h|k)$, is defined by

$$\text{acc}_{d_{\mathcal{X}}, \epsilon}(h|k) := P_{X|k}(h(x') = k \forall x' \in \text{Ball}_{\mathcal{X}}(X; \epsilon)). \quad (2)$$

This is simply the proportion of inputs with true class label k which can be perturbed so that they get misclassified by h . This is an adversarial version of the standard class-conditional accuracy $\text{acc}(h) = P_{(X, Y)}(h(X) = Y)$. The corresponding *adversarial robustness error* is then $\text{err}_{\epsilon}(h|k) := 1 - \text{acc}_{\epsilon}(h|k)$.

Similarly, one defines the *unconditional adversarial accuracy*

$$\text{acc}_{\epsilon}(h) = P_{(X, Y)}(h(x') = Y \forall x' \in \text{Ball}_{\mathcal{X}}(X; \epsilon)), \quad (3)$$

which is an adversarial version of the standard accuracy $\text{acc}(h) = P_{(X, Y)}(h(X) = Y)$.

1.2 Main contributions

In this manuscript, we prove that under some curvature conditions on the conditional density of the data, it holds that

- Every classifier can be adversarially fooled by moving sample points an amount less than $\epsilon(h|k) := \sigma_k \sqrt{2 \log(1/\text{err}(h|k))} = \mathcal{O}(\sigma_k)$ along the data manifold, where σ_k is the natural noise level in the data points with class label k and $\text{err}(h|k) \in (0, 1]$ is the generalization error of the data.
- In particular, if the data features live on \mathbb{R}^p , where p is the number of features, then every classifier can be adversarially fooled with high probability, by changing each feature by an amount $\leq \epsilon_{\infty}(h|k) := \epsilon(h|k)/\sqrt{p} = \sigma_k \sqrt{2 \log(1/\text{err}(h|k))}/\sqrt{p} = \mathcal{O}(\sigma_k/\sqrt{p})$.

The sufficient “curvature condition” is satisfied in a large number of situations, including cases where the class-conditional distribution of the data is supported on a smooth manifold and (A) has log-concave density w.r.t the curvature of the manifold, or (B) the manifold is compact, or (C) the distribution is the pushforward via a Lipschitz continuous map, of another distribution which verifies the transportation-cost inequality.

This phenomenon is illustrated in Fig. 2. We call this result The Strong “No Free Lunch” Theorem as some recent results ([Fawzi et al. \(2018a\)](#), [Tsipras et al. \(2018\)](#), etc.) on the subject can be immediately recovered as very particular cases. Thus (non-)robustness is a measure of complexity of a problem. A similar remark has been recently made by [Bubeck et al. \(2018\)](#).

1.3 High-level overview of the manuscript

In section 1.4, we start off by presenting a simple motivating classification problem from [Tsipras et al. \(2018\)](#), which as shown by the previous authors, already exhibits the “No Free Lunch” issue. Then in section 2.1, after presenting some relevant notions from geometric probability theory, especially Talagrand’s *transportation-cost* inequality and also Marton’s blowup Lemma.

Then in section 2.3, we present the main result of this manuscript, namely, that on a rich set of distributions (which include all log-concave distributions like multi-variate Gaussians, etc.), every classifier with high standard classification accuracy cannot be robust even to modest perturbations (comparable to the natural noise level in the problem). This generalizes the results of [Tsipras et al. \(2018\)](#) and to some extent, [Fawzi et al. \(2018a\)](#). Subsection 2.5 extends the results to distributional robustness, a much more difficult setting. All proofs the main proofs are presented in Appendix A. An in-depth presentation of related works is given in section 3.

Section 4 presents experiments on both simulated and real data that confirm our theoretical results. Section 5 concludes the manuscript with possible future directions.

1.4 A toy example illustrating the fundamental issue

To motivate things, consider the following “toy” problem [Tsipras et al. \(2018\)](#) of classifying a target $Y \sim \text{Bern}(1/2, \{\pm 1\})$ based on $p \geq 2$ explanatory variables $X := (X^1, X^2, \dots, X^p)$ given by

$$X^1|Y = \begin{cases} +Y, & \text{w.p 70\%,} \\ -Y, & \text{w.p 30\%,} \end{cases}$$

and $X^j|Y \sim \mathcal{N}(\eta Y, 1)$, for $j = 2, \dots, p$, where $\eta \asymp p^{-1/2}$ is a fixed scalar which (as we'll see) controls the difficulty of the problem. Now, as was shown in Tsipras et al. (2018), the above problem can be solved perfectly with generalization accuracy $\approx 100\%$, but the "champion" estimator can also be fooled, perfectly! Indeed, the linear estimator $h_{\text{avg}}(x) \equiv \text{sign}(w^T x)$ with $w = (0, 1/(p-1), \dots, 1/(p-1))$, where we allow ℓ_∞ -perturbations of maximum size $\epsilon \geq 2\eta$, has the aforementioned properties. Indeed,

$$\begin{aligned} \text{acc}(h_{\text{avg}}) &:= \mathbb{P}_{(X,Y)}(h_{\text{avg}}(X) = Y) = \mathbb{P}(Y w^T X \geq 0) \\ &= \mathbb{P}_Y \left(\left(Y/(p-1) \right) \sum_{j \geq 2} \mathcal{N}(\eta Y, 1) \geq 0 \right) \\ &= \mathbb{P}(\mathcal{N}(\eta, 1/(p-1)) \geq 0) = \mathbb{P}(\mathcal{N}(0, 1/(p-1)) \geq -\eta) \\ &= \mathbb{P}(\mathcal{N}(0, 1/(p-1)) \leq \eta) \geq 1 - e^{-(p-1)\eta^2/2}, \end{aligned}$$

which is $\geq 1 - \delta$ if $\eta \geq \sqrt{2 \log(1/\delta)/(p-1)}$. Likewise, for $\epsilon \geq \eta$, the adversarial robustness accuracy of h_{avg} writes

$$\begin{aligned} \text{acc}_\epsilon(h_{\text{avg}}) &:= \mathbb{P}_{(X,Y)}(Y h_{\text{avg}}(X + \Delta x) \geq 0 \ \forall \|\Delta x\|_\infty \leq \epsilon) \\ &= \mathbb{P}_{(X,Y)} \left(\inf_{\|\Delta x\|_\infty \leq \epsilon} Y w^T (X + \Delta x) \geq 0 \right) \\ &= \mathbb{P}_{(X,Y)}(Y w^T X - \epsilon \|Y w\|_1 \geq 0) \\ &= \mathbb{P}_{(X,Y)}(Y w^T X - \epsilon \geq 0) \\ &= \mathbb{P}(\mathcal{N}(0, 1/(p-1)) \geq \epsilon - \eta) \leq e^{-(p-1)(\epsilon - \eta)^2/2}. \end{aligned}$$

Thus $\text{acc}_\epsilon(h_{\text{avg}}) \leq \delta$ for $\epsilon \geq \eta + \sqrt{2 \log(1/\delta)/(p-1)}$.

By the way, we note that an optimal adversarial attack can be done by taking $\Delta x^1 = 0$ and $\Delta x^j = -\epsilon y$ for all $j = 2, \dots, p$.

What's going on? Recall that the entropy of a univariate Gaussian is $\text{Ent}(\mathcal{N}(\mu, \sigma)) = \ln(\sqrt{2\pi\sigma}e)$ nats. Now, the distribution of feature X^j , for $j = 2, 3, \dots, p$, is a Gaussian mixture $\frac{1}{2} \sum_{Y=\pm 1} \mathcal{N}(\eta Y, 1)$ and so one computes the mutual information between X^j and the class label Y as

$$\begin{aligned} \text{MI}(X^j; Y) &:= \text{Ent}(X^j) - \text{Ent}(X^j|Y) \\ &= \text{Ent} \left(\frac{1}{2} \sum_{y=\pm 1} \mathcal{N}(\eta y, 1) \right) - \frac{1}{2} \sum_{y=\pm 1} \text{Ent}(\mathcal{N}(\eta y, 1)) \\ &= \ln(\sqrt{2\pi}e) + \eta^2 - r - 2(1/2) \ln(\sqrt{2\pi}e) = \eta^2 - r \geq \eta^2, \end{aligned}$$

where (see Michalowicz et al. (2008) for the details)

$$r := \frac{2}{\sqrt{2\pi}\eta} e^{-\eta^2/2} \int_0^\infty e^{-\frac{z^2}{2\eta^2}} \cosh(z) \ln(\cosh(z)) dz \geq 0.$$

Thus $\text{MI}(X^j; Y) \leq \eta^2$. Since $\eta^2 \asymp 1/p$, we conclude that these features barely share any information with

the target variable Y . Indeed, Tsipras et al. (2018) showed improved robustness on the above problem, with feature-selection based on mutual information.

Basic “No Free Lunch” Theorem. As the previous computations show, a skeptic could point out that the underlying issue here is that the estimator h_{avg} over-exploits the fragile / non-robust variables X^2, \dots, X^p to boost ordinary generalization accuracy, at the expense of adversarial robustness. However, it was rigorously shown in Tsipras et al. (2018) that on this particular problem, no estimator can avoid such a compromise between generalization error and adversarial robustness. Precisely, the authors proved the “No Free Lunch” theorem.

Theorem 1 (No Free Lunch, Tsipras et al. (2018)). *For the problem above, **any** estimator which has ordinary accuracy **at least** $1 - \delta$ must have robust adversarial robustness accuracy **at most** $7\delta/3$ against ℓ_∞ -perturbations of maximum size $\epsilon \geq 2\eta$.*

2 Strong “No Free Lunch” Theorem for adversarial robustness

2.1 Terminology and background

Remark 1. By the properties of expectation and conditioning, it holds that $\min_k \text{acc}_\epsilon(h|k) \leq \text{acc}_\epsilon(h) = \mathbb{E}_Y[\text{acc}_\epsilon(h|Y)] = \sum_{k=1}^K \pi_k \text{acc}_\epsilon(h|k) \leq \max_k \text{acc}_\epsilon(h|k)$, where $\pi_k := P(k)$. Thus, bounds on the $\text{acc}_\epsilon(h|k)$'s imply bounds on $\text{acc}_\epsilon(h)$.

Blowups and sample point robustness radius.

The ϵ -blowup (or ϵ -fattening) of a subset B of \mathcal{X} , denoted $B_\mathcal{X}^\epsilon$, is defined by $B_\mathcal{X}^\epsilon := \{x \in \mathcal{X} | d_\mathcal{X}(x, B) \leq \epsilon\}$, where $d_\mathcal{X}(x, B) := \inf\{d_\mathcal{X}(x, y) | y \in B\}$ is the distance of x from B . Note that $B_\mathcal{X}^\epsilon$ is an increasing function of both B and ϵ , that is, if $A \subseteq B \subseteq \mathcal{X}$ and $0 \leq \epsilon_1 \leq \epsilon_2$, then $A \subseteq A_\mathcal{X}^{\epsilon_1} \subseteq B_\mathcal{X}^{\epsilon_1} \subseteq B_\mathcal{X}^{\epsilon_2}$. In particular, $B_\mathcal{X}^0 = B$ and $B_\mathcal{X}^\infty = \mathcal{X}$. Also observe that each $B_\mathcal{X}^\epsilon$ can be rewritten in the form

$$\begin{aligned} B_\mathcal{X}^\epsilon &= \{x' \in \mathcal{X} | \exists x \in B \text{ with } d_\mathcal{X}(x', x) \leq \epsilon\} \\ &= \cup_{x \in B} \text{Ball}_\mathcal{X}(x; \epsilon), \end{aligned} \tag{4}$$

where $\text{Ball}_\mathcal{X}(x; \epsilon) := \{x' \in \mathcal{X} | d_\mathcal{X}(x', x) \leq \epsilon\}$ the closed ball in \mathcal{X} with center x and radius ϵ . Refer to Fig. 1. In a bid to simplify notation, when there is no confusion about the underlying metric space, we will simply write B^ϵ for $B_\mathcal{X}^\epsilon$. When there is no confusion about the underlying set \mathcal{X} but not the metric thereupon, we will write $B_{d_\mathcal{X}}^\epsilon$. For example, in the metric space (\mathbb{R}^p, ℓ_q) , we will write $B_{\ell_q}^\epsilon$ instead of $B_{(\mathbb{R}^p, \ell_q)}^\epsilon$ for the ϵ -blowup of $B \subseteq \mathbb{R}^p$.

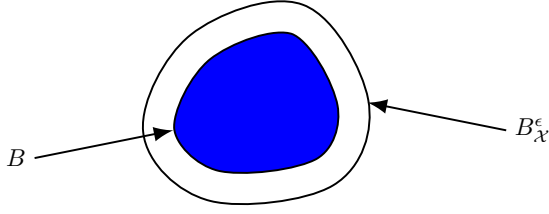


Figure 1: ϵ -blowup of a subset B of a metric space \mathcal{X} .

In particular, if classifier $h : \mathcal{X} \rightarrow \mathcal{Y}$ is a classifier and $k \in \mathcal{Y}$ is a class label, we take B to be the set $B(h, k)$ of inputs which are assigned a label different from k , i.e

$$\begin{aligned} B(h, k) &:= \{x \in \mathcal{X} | h(x) \neq k\} \\ &= \cup_{k' \neq k} \{x \in \mathcal{X} | h(x) = k'\}. \end{aligned} \quad (5)$$

then B_X^ϵ is nothing but the event that there is an example with a “bad ϵ -neighbor”, i.e the example can be misclassified by applying a small perturbation of size $\leq \epsilon$. This interpretation of blowups will be central in the sequel, and we will be concerned with upper-bounding the probability of the event $B(h, y)^\epsilon$ under the conditional measure $P_{X|y}$. This is the proportion of points $x \in \mathcal{X}$ with true class label $y \in \mathcal{Y}$, such that h assigns a label $\neq y$ to some ϵ -neighbor $x' \in \mathcal{X}$ of x . Alternatively¹, one could study the local *robustness radii* $r_h(x, y) := \inf\{d(x', x) | x' \in \mathcal{X}, h(x') \neq y\} =: d(x, B(h, y))$, for $(x, y) \sim P$, as was done in [Fawzi et al. \(2018a\)](#), albeit for a very specific problem setting (generative models with Gaussian noise). More on this in section 3.

matrix.

2.2 Measure concentration on metric spaces

For our main results, we will need some classical inequalities from geometric probability theory, mainly the Talagrand transportation-cost inequality and Marton’s Blowup inequality (see definitions below). Let μ be a probability distribution on a metric space $\mathcal{X} = (\mathcal{X}, d_{\mathcal{X}})$ and let $c \geq 0$.

Definition 1 ($T_2(c)$ property –a.k.a Talagrand transportation-cost inequality). μ is said to satisfy $T_2(c)$ if for every other distribution ν on \mathcal{X} , which is absolutely continuous w.r.t μ (written $\nu \ll \mu$), it holds that

$$W_s(\nu, \mu) \leq \sqrt{2c \text{kl}(\nu || \mu)}, \quad (6)$$

where for $s \in [1, \infty)$, $W_s(\nu, \mu)$ is the Wasserstein s -

distance between ν and μ defined by

$$W_s(\nu, \mu) := \left(\inf_{\text{law}(Z')=\nu, \text{law}(Z)=\mu} \mathbb{E}[d_{\mathcal{X}}(Z', Z)^s] \right)^{1/s}. \quad (7)$$

Note that if $0 \leq c \leq c'$, then $T_2(c) \subseteq T_2(c')$.

Examples of distributions with T_2 property.

The following is a large range of distributions having the T_2 property above.

- Log-concave distributions $d\mu \propto e^{-v(x)}dx$ on manifolds, satisfying curvature condition

$$\text{Hess}_x(v) + \text{Ric}_x(\mathcal{X}) \geq cI_p,$$

for some $c > 0$ [Otto and Villani \(2000\)](#). An example are multi-variate Gaussians.

- Distributions on compact manifolds: take $c = \text{diam}(\mathcal{X})^2/2$.
- Distributions which can be realized as pushforwards of distributions with some $T_2(c)$, under Lipschitz maps. Indeed, thanks to Lemma 2.1 of [Djellout et al. \(2004\)](#), if μ has $T_2(c)$ property and $\varphi : \mathcal{Z} \rightarrow \mathcal{X}$ is Lipschitz continuous map, then $\varphi_{\#}\mu$ has $T_2(\|\varphi\|_{\text{Lip}}^2 c)$. For example, in generative image modeling, it is customary to assume that natural images can be realized by passing Gaussian noise via sufficiently rich convolutional neural network (CNN) φ , and then learn these networks via gradient descent. If the network only has 1-Lipschitz nonlinear activation functions (e.g ReLU, sigmoid, tanh, etc.), then it defines a L -Lipschitz map with $\|\varphi\|_{\text{Lip}} \leq \text{product of operator norm of layer-to-layer parameter matrices}^2$ (e.g see [Bartlett et al. \(2017\)](#)).
- Tensor products $\mu_1 \otimes \mu_2 \otimes \dots \otimes \mu_k$ of distributions having $T_2(c)$ also has $T_2(c)$. This is a classical result due to Talagrand.

Definition 2 (BLOWUP(c) property). μ is said to satisfy BLOWUP(c) if for every Borel set $B \subseteq \mathcal{X}$ with $\mu(B) > 0$ and for every $\epsilon \geq \sqrt{2c \log(1/\mu(B))}$, it holds that $\mu(B^\epsilon) \geq 1 - e^{-\frac{1}{2c}(\epsilon - \sqrt{2c \log(1/\mu(B))})^2}$.

It is a classical result that the Gaussian distribution on \mathbb{R}^p has BLOWUP(1) and $T_2(1)$, a phenomenon known as *Gaussian isoperimetry*. This results date back to at least works of E. Borel, P. Lévy, M. Talagrand and of K. Marton [Boucheron et al. \(2013\)](#).

The following lemma is the most important tool we will use to derive our bounds.

¹Indeed $r_h(x, y) \leq \epsilon \iff x \in B(h, y)^\epsilon$.

²A potentially very loose bound though.

Lemma 1 (Marton’s Blowup lemma). *On a fixed metric space, it holds that*

$$T_2(c) \subseteq \text{BLOWUP}(c).$$

Proof. The proof is classical, and is a variation of original arguments by Marton. We provide it in Appendix A, for the sake of completion. \square

2.3 Strong “No Free Lunch” Theorem

It is now ripe to state and prove the main result of this manuscript.

Theorem 2 (Strong “No Free Lunch” on curved space). *Suppose that for some $\sigma_k > 0$, $P_{X|k}$ has the $T_2(\sigma_k^2)$ property on the conditional manifold $\mathcal{X}_k := \text{supp}(P_{X|k}) \subseteq \mathcal{X}$. For a classifier $h : \mathcal{X} \rightarrow \{1, 2, \dots, K\}$ for which $\text{acc}(h|k) < 1$ (i.e the classifier is not perfect on the class k), define*

$$\epsilon(h|k) := \sigma_k \sqrt{2 \log(1/\text{err}(h|k))} = \mathcal{O}(\sigma_k). \quad (8)$$

Then for the geodesic threat model, it holds that

$$\text{acc}_\epsilon(h|k) \leq \min(\text{acc}(h|k), e^{-\frac{1}{2\sigma_k^2}(\epsilon - \epsilon(h|k))^2_+}). \quad (9)$$

Furthermore, if $\epsilon \geq 2\epsilon(h|k)$, then

$$\text{acc}_\epsilon(h|k) \leq \min(\text{acc}(h|k), \text{err}(h|k)). \quad (10)$$

Corollary 1 (Strong “No Free Lunch” Theorem on flat space). *Let $1 \leq q \leq \infty$. If in addition to the assumptions of Theorem 2 the conditional data manifold \mathcal{X}_k is flat, i.e $\text{Ric}_{\mathcal{X}_k} = 0$, then*

(A) For the ℓ_q threat model, it holds that

$$\text{acc}_\epsilon(h|k) \leq \min(\text{acc}(h|k), e^{-\frac{p^{1-2/q}}{2\sigma_k^2}(\epsilon - \epsilon_q(h|k))^2_+}), \quad (11)$$

where $\epsilon_q(h|k) := \epsilon(h|k)p^{1/q-1/2} = \mathcal{O}(\sigma_k p^{1/q-1/2})$.

Furthermore, if $\epsilon \geq 2\epsilon_q(h|k)$, then

$$\text{acc}_\epsilon(h|k) \leq \min(\text{acc}(h|k), \text{err}(h|k)). \quad (12)$$

(B) In particular, for the ℓ_∞ threat model, we have

$$\text{acc}_\epsilon(h|k) \leq \min(\text{acc}(h|k), e^{-\frac{p}{2\sigma_k^2}(\epsilon - \epsilon(h|k)/\sqrt{p})^2_+}). \quad (13)$$

Furthermore, if $\epsilon \geq 2\epsilon(h|k)/\sqrt{p}$, then

$$\text{acc}_\epsilon(h|k) \leq \min(\text{acc}(h|k), \text{err}(h|k)). \quad (14)$$

Proof. See Appendix A. \square

Fig. 2 gives an instructive illustration of what’s going on. For perfect classifiers (e.g the zero measure scenario you alluded to), the error $\text{err}(h|k)$ is zero and so the factor $\sqrt{\log(1/\text{err}(h|k))}$ appearing in definitions for $\epsilon(h|k)$ and $\epsilon_q(h|k)$ is ∞ and so the conclusions of the theorem are vacuous (need infinite perturbation to fool the classifier), else it grows only very slowly (the log function grows very slowly) as $\text{acc}(h|k)$ increases towards the perfect limit where $\text{acc}(h|k) = 1$. As predicted by the theorem, we observe in Fig. 2 that beyond the critical value $\epsilon = \epsilon_\infty(h) := \sigma \sqrt{2 \log(1/\text{err}(h))}/p = \mathcal{O}(\sigma/\sqrt{p})$, the adversarial accuracy $\text{acc}_\epsilon(h)$ decays at a Gaussian rate, and passes below the $1 - \text{acc}(h)$ as soon as $\epsilon \geq 2\epsilon_\infty(h)$.

Comparing to the Gaussian special case below, we see that the curvature parameter σ_k appearing in Theorem 2 is an analogue to the natural noise-level in the problem. The flat case $\mathcal{X}_k = \mathbb{R}^p$ with an ℓ_∞ threat model is particularly instructive. The critical values of ϵ , namely $\epsilon_\infty(h|k)$ and $2\epsilon_\infty(h|k)$ beyond which the compromising conclusions of the Corollary 1 come into play is proportional to σ_k/\sqrt{p} .

Finally note that the ℓ_1 threat model (also covered by the theorem), is a convex proxy for the “few-pixel” threat model which was investigated in Su et al. (2017).

2.4 Particular cases of the theorem

It turns out that the general “No Free Lunch” Theorem 2 and Corollary 1 apply to a broad range of conditional data distributions. We discuss some of them hereunder.

Compact manifolds. In view of Gibbs and Su (2007) \mathcal{X}_k is bounded with diameter $\text{diam}(\mathcal{X}) := \sup_{x', x'' \in \mathcal{X}_k, x' \neq x''} d_{\mathcal{X}}(x', x'') \leq D < \infty$, then every probability distribution μ thereupon, and therefore $P_{X|k}$ in particular, has $T_2(D_k^2/4)$ since $W_2(Q, P_{X|k}) \leq D_k \sqrt{\text{kl}(Q\|P_{X|k})/2} = \sqrt{2(D_k^2/2) \text{kl}(Q\|P_{X|k})}$ for every $Q \ll P_{X|k}$. Thus Theorem 2 (and Corollary 1 for flat space) hold with $\sigma_k = D_k/\sqrt{2}$.

Conditional log-concave data distributions on manifolds. Consider a conditional data model of the form $P_{X|k} \propto e^{-v_k(x)} dx$, with finite moments of order 2 and supported a complete d -dimensional smooth Riemannian manifold $\mathcal{X}_k \subseteq \mathcal{X}$ satisfying the curvature condition $\text{Hess}_x(v_k) + \text{Ric}_x \succeq (1/\sigma_k^2)I_p$ for some $\sigma_k > 0$. Such a distribution is called *log-concave*. By (Otto and Villani, 2000, Corollary 1.1), (Bobkov and Goetze, 1999, Corollary 3.2), $P_{X|k}$ has the $T_2(\sigma_k^2)$ property and therefore by Lemma 1, the BLOWUP(σ_k^2) property, and Theorem 2 (and Corollary 1 for flat space) applies.

Elliptical Gaussian conditional data distributions. Consider the flat manifold $\mathcal{X}_k = \mathbb{R}^p$ and multivariate Gaussian distribution $P_{X|k} \propto e^{-v_k(x)} dx$ thereupon, where $v_k(x) = \frac{1}{2}(x - m_k)^T C_k^{-1}(x - m_k)$, for some vector $m_k \in \mathbb{R}^p$ (called the mean) and positive-definite matrix C_k (called the covariance matrix) all of whose eigenvalues are $\leq \sigma_k^2$. A direct computation gives $\text{Hess}(v_k) + \text{Ric}_x \succeq 1/\sigma_k^2 + 0 = 1/\sigma_k^2$ for all $x \in \mathbb{R}^p$. So this is an instance of the above log-concave example, and so the same bounds hold. Thus we get an elliptical version (and therefore a strict generalization) of the basic “No Free Lunch” theorem in Tsipras et al. (2018), with exactly the same constants in the bounds.

Perturbed log-concave distributions. The *Holley-Stroock perturbation Theorem* ensures that if $P_{X|k} \propto e^{-v_k(x) - u_k(x)} dx$ where u_k is bounded, then Theorem 2 (and Corollary 1 for flat space) holds with the noise parameter σ_k degraded to $\tilde{\sigma}_k := \sigma_k e^{\text{osc}(u_k)}$, where $\text{osc}(u_k) := \sup_x u_k(x) - \inf_x u_k(x) \geq 0$.

Lipschitzian pushforward of distributions having T_2 property. Lemma 2.1 of Djellout et al. (2004) ensures that if $P_{X|k}$ is the pushforward via an L_k -Lipschitz map ($0 \leq L_k < \infty$) $\mathcal{Z}_k \rightarrow \mathcal{X}_k$ between metric spaces (an assumption which is implicitly made when machine learning practitioners model images using generative neural networks³, for example), of a distribution μ_k which satisfies $T_2(\tilde{\sigma}_k^2)$ on \mathcal{Z}_k for some $\tilde{\sigma}_k > 0$, then $P_{X|k}$ satisfies $T_2(L_k^2 \tilde{\sigma}_k^2)$ on \mathcal{X}_k , and so Theorem 2 (and Corollary 1 for flat space) holds with $\sigma_k = L_k \tilde{\sigma}_k$. This is precisely the data model assumed by Fawzi et al. (2018a)⁴, with $\mathcal{Z}_k := \mathbb{R}^{p'}$ and $\mu_k = \mathcal{N}(0, \sigma I_{p'})$ for all k .

2.5 Distributional No “Free Lunch” Theorem

Nightmare at test time. Let $h : \mathcal{X} \rightarrow \mathcal{Y}$ be a classifier and $\epsilon \geq 0$. Let $\widetilde{\text{acc}}_\epsilon(h)$ denote the distributional robustness accuracy of h with distributional tolerance ϵ , that is the worst possible classification accuracy at test time, when the conditional distribution P is changed by at most ϵ in the Wasserstein sense. More precisely,

$$\widetilde{\text{acc}}_\epsilon(h) := \inf_{Q \in \mathcal{P}(\mathcal{X} \times \mathcal{Y}), W_1(Q, P) \leq \epsilon} Q(h(x) = y), \quad (15)$$

where the Wasserstein 1-distance $W_1(Q, P)$ (see equation (7) for definition) in the constraint is with respect

³The Lipschitz constant of a feed-forward neural network with 1-Lipschitz activation function, e.g ReLU, sigmoid, etc., is bounded by the product of operator norms of the layer-to-layer parameter matrices

⁴Strictly speaking, Fawzi et al. (2018a) imposes a condition on the pushforward map g which is slightly weaker than Lipschitz continuity.

to the pseudo-metric \tilde{d} on $\mathcal{X} \times \mathcal{Y}$ defined by

$$\tilde{d}((x', y'), (x, y)) := \begin{cases} d(x', x), & \text{if } y' = y, \\ \infty, & \text{else.} \end{cases}$$

The choice of \tilde{d} ensures that we only consider alternative distributions that conserve the marginals π_y ; robustness is only considered w.r.t to changes in the class-conditional distributions $P_{X|k}$.

Note that we can rewrite

$$\widetilde{\text{acc}}_\epsilon(h) = 1 - \sup_{Q \in \mathcal{P}(\mathcal{X} \times \mathcal{Y}), W_1(Q, P) \leq \epsilon} Q(X \in B(h, Y)), \quad (16)$$

where $B(h, y) := \{x \in \mathcal{X} | h(x) \neq y\}$ as before. Of course, the goal of a machine learning algorithm is to select a classifier (perhaps from a restricted family) for which the average adversarial accuracy $\text{acc}_\epsilon(h)$ is maximized. This can be seen as a two player game: the machine learner chooses a strategy h , to which an adversary replies by choosing a perturbed version $Q \in \mathcal{P}(\mathcal{X} \times \mathcal{Y})$ of the data distribution, used to measure the bad event “ $h(X) \neq Y$ ”.

Distributional robustness is harder than adversarial robustness. We will use a dual representation of $\widetilde{\text{acc}}_\epsilon(h|k)$ to establish that $\widetilde{\text{acc}}_\epsilon(h|k) \leq \text{acc}_\epsilon(h|k)$. That is, distributional robustness is harder than adversarial robustness. In particular, this will allow us apply the lower bounds on adversarial accuracy obtained in Theorem 2 to distributional robustness as well!

So, for $\lambda \geq 0$, consider the convex-conjugate of $(x, y) \mapsto 1_{x \in B(h, y)}$ with respect to the pseudo-metric \tilde{d} , namely

$$1_{x \in B(h, y)}^{\lambda \tilde{d}} := \sup_{(x', y') \in \mathcal{X} \times \mathcal{Y}} 1_{x' \in B(h)} - \lambda \tilde{d}((x', y'), (x, y)).$$

A straightforward computation gives

$$\begin{aligned} 1_{x \in B(h, y)}^{\lambda \tilde{d}} &:= \sup_{(x', y') \in \mathcal{X} \times \mathcal{Y}} 1_{x' \in B(h, y')} - \lambda \tilde{d}((x', y'), (x, y)) \\ &= \max_{B \in \{B(h, y), \mathcal{X} \setminus B(h, y)\}} \sup_{x' \in B} 1_{x' \in B(h, y)} - \lambda d(x', x) \\ &= \max(1 - \lambda d(x, B(h, y)), -\lambda d(x, \mathcal{X} \setminus B(h, y))) \\ &= (1 - \lambda d(x, B(h, y)))_+. \end{aligned}$$

Now, since the transport cost function \tilde{d} is non-negative and lower-semicontinuous, strong-duality holds Blanchet and Murthy (2016), Villani (2008) and

one has

$$\begin{aligned}
& \sup_{Q \in \mathcal{P}(\mathcal{X}), W_1(Q, P) \leq \epsilon} Q(h(X) \neq Y) \\
&= \inf_{\lambda \geq 0} \sup_Q (Q(X \in B(h, Y)) + \lambda(\epsilon - W_1(Q, P))) \\
&= \inf_{\lambda \geq 0} \left(\sup_Q (Q(X \in B(h, Y)) - \lambda W_1(Q, P)) + \lambda \epsilon \right) \\
&= \inf_{\lambda \geq 0} (\mathbb{E}_{(x, y) \sim P} [1_{x \in B(h, y)}^{\lambda \tilde{d}}] + \lambda \epsilon) \\
&= \inf_{\lambda \geq 0} (\mathbb{E}_{(x, y) \sim P} [(1 - \lambda d(x, B(h, y)))_+] + \lambda \epsilon) \\
&= P(X \in B(h, Y))^{\lambda_*^{-1}},
\end{aligned}$$

where $\lambda_* = \lambda_*(h) \geq 0$ is the (unique!) value of λ at which the infimum is attained and we have used the previous computations and the handy formula

$$\sup_Q (Q(X \in B(h, Y)) - \lambda W_1(Q, P)) = \mathbb{E}_P [1_{X \in B(h, Y)}^{\lambda \tilde{d}}],$$

which is a direct consequence of (Blanchet and Murthy, 2016, Remark 1). Furthermore, by Lemma 2 of Blanchet and Murthy (2016), one has

$$\begin{aligned}
\epsilon &\leq \sum_k \pi_k \int_{B(h, k)^{\lambda_*^{-1}}} d(x, B(h, k)) dP_{X|k}(x) \\
&\leq \sum_k \pi_k \lambda_*^{-1} P_{X|k}(X \in B(h, k)^{\lambda_*^{-1}}) \\
&= \lambda_*^{-1} P(X \in B(h, Y)^{\lambda_*^{-1}}) \leq \lambda_*^{-1}.
\end{aligned}$$

Thus $\lambda_*^{-1} \geq \epsilon$ and combining with the previous inequalities gives

$$\begin{aligned}
\sup_{Q \in \mathcal{P}(\mathcal{X}), W_1(Q, P) \leq \epsilon} Q(h(X) \neq Y) &\geq P(X \in B(h, Y)^{\lambda_*^{-1}}) \\
&\geq P(X \in B(h, Y)^\epsilon).
\end{aligned}$$

Finally, noting that $\text{acc}_\epsilon(h) = 1 - P(X \in B(h, Y)^\epsilon)$, one gets the inequality $\widetilde{\text{acc}}_\epsilon(h) \leq \text{acc}_\epsilon(h)$.

The following corollary to Theorem 2 is immediate.

Corollary 2 (No “Free Lunch” for distributional robustness). Theorem 2 holds for distributional robustness, i.e with $\text{acc}_\epsilon(h|k)$ replaced with $\widetilde{\text{acc}}_\epsilon(h|k)$.

3 Related works

Gaussian and Bernoulli models. We have already mentioned the work Tsipras et al. (2018), which first showed that motivating problem presented in section-introduction, every classifier can be fooled. In a followup paper Schmidt et al. (2018), the authors have also suggested that the sample complexity for robust generalization is much higher than for standard generalization. These observations are also strengthened by independent works of Bubeck et al. (2018).

Generative models. The work which is most similar in flavor to ours is Fawzi et al. (2018a) where the authors posit a model in which data is generated by pushing-forward a multivariate Gaussian distribution through a (surjective) Lipschitz continuous mapping $g : \mathbb{R}^m \rightarrow \mathcal{X}$, called the generator. The authors then studied the per-sample robustness radius defined by $r_{\mathcal{X}}(x, k) := \inf\{\|x' - x\|_2 \text{ s.t. } x' \in \mathcal{X}, h(x') \neq k\}$. In the notation of our manuscript, this can be rewritten as $r_{\mathcal{X}}(x, k) := d_{\mathcal{X}}(x, B(h, k))$, from which it is clear that $r_{\mathcal{X}}(x, k) \leq \epsilon$ iff $x \in B(h, k)^\epsilon$. Using the classical Gaussian isoperimetric inequality Boucheron et al. (2013), the authors then proceed to obtain bounds on the probability that the classifier changes its output on an ϵ -perturbation of some point on manifold the data manifold, namely $\text{acc}_\epsilon^{\text{switch}}(h) := 1 - \sum_k \pi_k \text{err}_\epsilon^{\text{switch}}(h|k)$, where $\text{err}_\epsilon^{\text{switch}}(h|k) := P_{X|k}(C_{k \rightarrow}(\epsilon)) = \text{acc}(h|k) \text{err}_\epsilon(h|k)$ and $C_{k \rightarrow}(\epsilon) := B(h, k)^\epsilon - B(h, k)$ is the annulus in Fig. 1. Our work can then be seen as generalizing the methods and bounds in Fawzi et al. (2018a) to more general data distributions satisfying W_2 transportation-cost inequalities $T_2(c)$, with $c > 0$.

Distributional robustness and regularization.

On a completely different footing, Blanchet and Murthy (2016), Mohajerin Esfahani and Kuhn (2017), Sinha et al. (2017) have linked distributional robustness to robust estimation theory from classical statistics and regularization. An interesting bi-product of these developments is that penalized regression problems like the square-root Lasso and sparse logistic regression have been recovered as distributional robust counterparts of the unregularized problems.

4 Experimental evaluation

4.1 Simulated data

The simulated data are discussed in section 1.4: $Y \sim \text{Bern}(\{\pm 1\})$, $X|Y \sim \mathcal{N}(Y\eta, 1)^{\times p}$, with $p = 1000$ where η is an SNR parameter which controls the difficulty of the problem. The results are shown in Fig. 2. Here the classifier h is the linear classifier presented in section 1.4. As predicted by the theorem, we observe that beyond the critical value $\epsilon = \epsilon_\infty(h) := \sigma \sqrt{2 \log(1/\text{err}(h)/p)} = \mathcal{O}(\sigma/\sqrt{p})$, where $\text{err}(h) := 1 - \text{acc}(h)$, the adversarial accuracy $\text{acc}_\epsilon(h)$ decays exponential fast, and passes below the horizontal line $\text{err}(h)$ as soon as $\epsilon \geq 2\epsilon_\infty(h)$.

4.2 Real data

Wondering whether the phase transition and bounds predicted by Theorem 2 and Corollary 2 holds for real

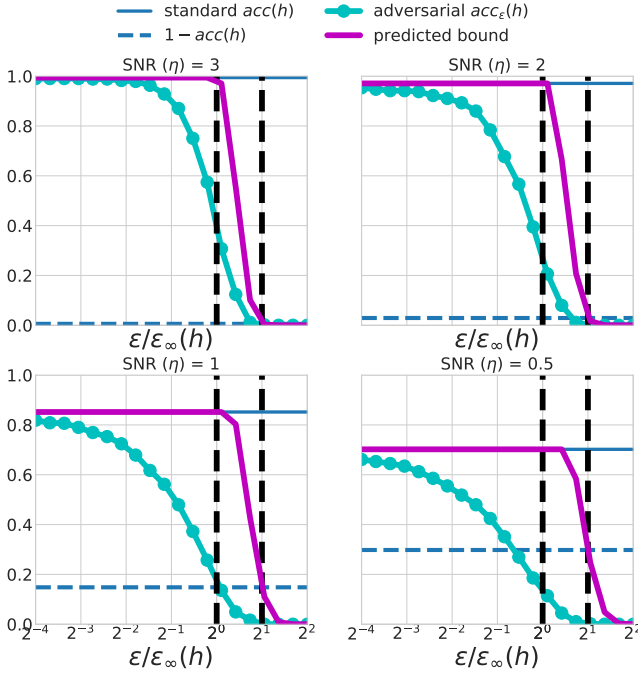


Figure 2: Illustrating The Extended “No Free Lunch” Theorem 1 for the ℓ_∞ threat model on the classification problem from Tsipras et al. (2018) (discussed in section 1.4) $Y \sim \text{Bern}(\{\pm 1\})$, $X|Y \sim \mathcal{N}(Y\eta, 1)^{\times p}$, with $p = 1000$ and different values of the SNR η , which controls the difficulty of the problem.

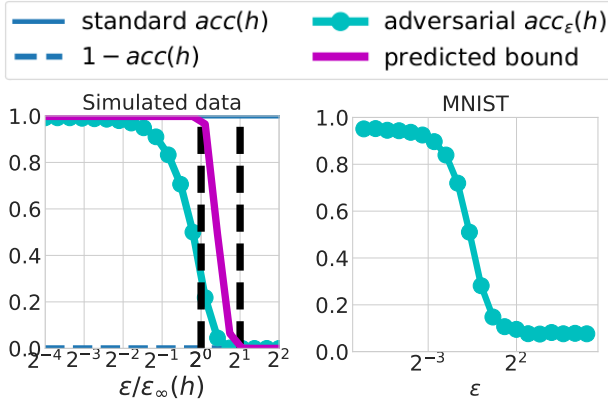


Figure 3: **Left:** Simulated data from section 1.4, shown here as a reference (refer to Fig. 2 for more details). **Right:** MNIST dataset: A deep feed-forward CNN is trained using PyTorch <https://pytorch.org/> to predict MNIST classification problem. We consider the performance of the model on adversarially modified images according to the ℓ_∞ threat model, at a given tolerance level (maximum allowed modification per pixel) ϵ . As ϵ is increased, the performance degrades slowly and then eventually hits a phase-transition point; it then decays exponentially fast, and the performance is eventually reduced to chance level.

data, we trained a deep feed-forward CNN to predict solve the MNIST classification problem (a standard benchmark problem in supervised machine-learning). The results are shown in Fig. 3. This model attains a classification accuracy of 98% on held-out data. We consider the performance of the model on adversarially modified images according to the ℓ_∞ threat model, at a given tolerance level (maximum allowed modification per pixel) ϵ . As ϵ is increased, the performance degrades slowly and then eventually hits a phase-transition point; it then decays exponentially fast and the performance is eventually reduced to chance level. This behavior is in accordance with Corollary 1, and suggests that the range of applicability of our results may be much larger than what we have been able to theoretically establish in Theorem 2 and Corollary 1.

Of course, a more extensive experimental study would be required to strengthen this empirical observation.

5 Conclusion and Future Work

Our results would encourage one to conjecture that the modulus of concentration of probability distribution (e.g in T₂ inequalities) on a manifold completely characterizes the adversarial or distributional robust accuracy in classification problems. Since under mild conditions every distribution can be approximated by a Gaussian mixture and is therefore locally log-concave, one could conjecture that *the adversarial robustness of a classifier varies over the input space \mathcal{X} as a function of the local curvature of the density of the distribution*. Such a conjecture is also supported by empirical studies in Fawzi et al. (2018b) where the authors observed that the local curvature of the decision boundary of a classifier around a point dictates the degree of success of adversarial attacks of points sampled around that point.

One could consider the following open questions, as natural continuation of our work:

- Extend Theorem 2 and Corollary 1 to more general data distributions.
- Study more complex threat models, e.g small deformations.
- Fine grained analysis of sample complexity and complexity of hypotheses class, with respect to adversarial and distributional robustness. This question has been partially studied in Bubeck et al. (2018), Schmidt et al. (2018) in the adversarial case, and Sinha et al. (2017) in the distributional robust scenario.
- Develop more geometric insights linking adversarial robustness and curvature of decision bound-

aries. This view was first introduced in [Fawzi et al. \(2018b\)](#).

References

- P. L. Bartlett, D. J. Foster, and M. J. Telgarsky. Spectrally-normalized margin bounds for neural networks. In *Advances in Neural Information Processing Systems 30: Annual Conference on Neural Information Processing Systems 2017, 4-9 December 2017, Long Beach, CA, USA*, pages 6241–6250, 2017.
- J. Blanchet and K. R. A. Murthy. Quantifying distributional model risk via optimal transport, 2016.
- S. Bobkov and F. Goetze. Exponential integrability and transportation cost related to logarithmic sobolev inequalities. *Journal of Functional Analysis*, 163(1): 1 – 28, 1999. ISSN 0022-1236.
- S. Boucheron, G. Lugosi, and P. Massart. *Concentration Inequalities: A Nonasymptotic Theory of Independence*. OUP Oxford, 2013. ISBN 9780199535255.
- S. Bubeck, E. Price, and I. P. Razenshteyn. Adversarial examples from computational constraints. *CoRR*, abs/1805.10204, 2018.
- H. Djellout, A. Guillin, and L. Wu. Transportation cost-information inequalities and applications to random dynamical systems and diffusions. *Ann. Probab.*, 32 (3B):2702–2732, 07 2004.
- A. Fawzi, H. Fawzi, and O. Fawzi. Adversarial vulnerability for any classifier. *CoRR*, abs/1802.08686, 2018a.
- A. Fawzi, S.-M. Moosavi-Dezfooli, P. Frossard, and S. Soatto. Empirical study of the topology and geometry of deep networks. In *The IEEE Conference on Computer Vision and Pattern Recognition (CVPR)*, June 2018b.
- A. L. Gibbs and F. E. Su. On choosing and bounding probability metrics. *International Statistical Review*, 70(3):419–435, 2007.
- J. V. Michalowicz, J. M. Nichols, and F. Bucholtz. Calculation of differential entropy for a mixed gaussian distribution. *Entropy*, 10(3):200–206, 2008.
- P. Mohajerin Esfahani and D. Kuhn. Data-driven distributionally robust optimization using the wasserstein metric: performance guarantees and tractable reformulations. *Mathematical Programming*, Jul 2017. ISSN 1436-4646.
- F. Otto and C. Villani. Generalization of an inequality by talagrand and links with the logarithmic sobolev inequality. *Journal of Functional Analysis*, 173(2): 361 – 400, 2000. ISSN 0022-1236.
- L. Schmidt, S. Santurkar, D. Tsipras, K. Talwar, and A. Madry. Adversarially robust generalization requires more data. *CoRR*, abs/1804.11285, 2018.
- A. Sinha, H. Namkoong, and J. C. Duchi. Certifiable distributional robustness with principled adversarial training. *CoRR*, abs/1710.10571, 2017.
- J. Su, D. V. Vargas, and K. Sakurai. One pixel attack for fooling deep neural networks. *CoRR*, abs/1710.08864, 2017.
- D. Tsipras, S. Santurkar, L. Engstrom, A. Turner, and A. Madry. There is no free lunch in adversarial robustness (but there are unexpected benefits). *CoRR*, abs/1805.12152, 2018.
- C. Villani. *Optimal Transport: Old and New*. Grundlehren der mathematischen Wissenschaften. Springer, 2009 edition, Sept. 2008. ISBN 3540710493.

A Proofs

Proof of Lemma 1. Let B be a Borel subset of $\mathcal{X} = (\mathcal{X}, d)$ with $\mu(B) > 0$, and let $\mu|_B$ be the restriction of μ onto B defined by $\mu|_B(A) := \mu(A \cap B)/\mu(B)$ for every Borel $A \subseteq \mathcal{X}$. Note that $\mu|_B \ll \mu$ with *Radon-Nikodym derivative* $\frac{d\mu|_B}{d\mu} = \frac{1}{\mu(B)}1_B$. A direct computation then reveals that

$$\begin{aligned} \text{kl}(\mu|_B \| \mu) &= \int \log \left(\frac{d\mu|_B}{d\mu} \right) d\mu|_B \\ &= \int \log(1/\mu(B)) 1_B d\mu|_B \\ &= \log(1/\mu(B)) \mu|_B(B) = \log(1/\mu(B)). \end{aligned}$$

On the other hand, if x is a random variable with law $\mu|_B$ and x' is a random variable with law $\mu|_{\mathcal{X} \setminus B^\epsilon}$, then the definition of B^ϵ ensures that $d(x, x') \geq \epsilon$, and so by definition (7), one has $W_2(\mu|_B, \mu|_{\mathcal{X} \setminus B^\epsilon}) \geq \epsilon$. Putting things together yields

$$\begin{aligned} \epsilon &\leq W_2(\mu|_B, \mu|_{\mathcal{X} \setminus B^\epsilon}) \\ &\leq W_2(\mu|_B, \mu|_{\mathcal{X} \setminus B^\epsilon}) + W_2(\mu|_{\mathcal{X} \setminus B^\epsilon}, \mu) \\ &\leq \sqrt{2c \text{kl}(\mu|_B \| \mu)} + \sqrt{2c \text{kl}(\mu|_{\mathcal{X} \setminus B^\epsilon} \| \mu)} \\ &\leq \sqrt{2c \log(1/\mu(B))} + \sqrt{2c \log(1/\mu(\mathcal{X} \setminus B^\epsilon))} \\ &= \sqrt{2c \log(1/\mu(B))} + \sqrt{2c \log(1/(1 - \mu(B^\epsilon)))}, \end{aligned}$$

where the first inequality is the triangle inequality for W_2 and the second is the $T_2(c)$ property assumed in the Lemma. Rearranging the above inequality gives

$$\sqrt{2c \log(1/(1 - \mu(B^\epsilon)))} \geq \epsilon - \sqrt{2c \log(1/\mu(B))},$$

and if $\epsilon \geq \sqrt{2c \log(1/\mu(B))}$, we can square both sides, multiply by $c/2$ and apply the increasing function $t \mapsto \exp(t)$, to get the claimed inequality. \square

Proof of Theorem 2. Let $h : \mathcal{X} \rightarrow \{1, \dots, K\}$ be a classifier, and for a fixed class label $k \in \{1, 2, \dots, K\}$,

define the set $B(h, k) := \{x \in \mathcal{X} | h(x) \neq k\}$. Because we only consider $P_{X|Y}$ -a.e continuous classifiers, each $B(h, k)$ is Borel. Conditioned on the event “ $y = k$ ”, the probability of $B(h, k)$ is precisely the average error made by the classifier h on the class label k . That is, $\text{acc}(h|k) = 1 - P_{X|Y=k}(B(h, k))$. Now, the assumptions imply by virtue of Lemma 1, that $P_{X|Y=k}$ has the BLOWUP(c) property. Thus, if $\epsilon \geq \sigma_k \sqrt{2 \log(1/(P_{X|Y=k}(B(h, k))))} = \sigma_k \sqrt{2 \log(1/\text{err}(h|k))} =: \epsilon(h|k)$, then one has

$$\begin{aligned} \text{acc}_\epsilon(h|k) &= 1 - P_{X|Y=k}(B(h, k)_{d_{\text{geo}}}^\epsilon) \\ &\leq \exp\left(-\frac{1}{2\sigma_k^2}(\epsilon - \sigma_k \sqrt{2 \log(1/(P_{X|Y=k}(B(h, k))))})^2\right) \\ &= \exp\left(-\frac{1}{2\sigma_k^2}(\epsilon - \sigma_k \sqrt{2 \log(1/\text{err}(h|k))})^2\right) \\ &= \exp\left(-\frac{1}{2\sigma_k^2}(\epsilon - \epsilon(h|k))^2\right) \\ &\leq \exp\left(-\frac{1}{2\sigma_k^2}\epsilon(h|k)^2\right) = \text{err}(h|k), \text{ if } \epsilon \geq 2\epsilon(h|k). \end{aligned}$$

On the other hand, it is clear that $\text{acc}_\epsilon(h|k) \leq \text{acc}(h|k)$ for any $\epsilon \geq 0$ since $B(h, k) \subseteq B(h, k)^\epsilon$ for any threat model. This concludes the proof. \square

Proof of Corollary 1. For flat geometry $\mathcal{X}_k = \mathbb{R}^p$; part (A) of Corollary 1 then follows from Theorem 2 and the equivalence of ℓ_q norms, in particular $\|x\|_2 \leq p^{(1/2-1/q)}\|x\|_q$ for all $x \in \mathbb{R}^p$ and for all $q \in [1, \infty]$. Thus we have the blowup inclusion $B(h, k)_{\ell_2}^{\epsilon p^{1/2-1/q}} \subseteq B(h, k)_{\ell_q}^\epsilon$. Part (B) is just the result restated for $q = \infty$. \square

Remark 2. Note that the particular structure of the error set $B(h, k)$ did not play any part in the proof of Theorem 2 or of Corollary 1, beyond the requirement that the set be Borel. This means that we can obtain and prove analogous bounds for much broader class of losses. For example, it is trivial to extend the theorem to targeted attacks, wherein the attacker can aim to change an images label from k to a particular k' .