

Collective Strategies with a Master-slave Mechanism Dominate in Spatial Iterated Prisoner's Dilemma

Jiawei Li¹, Jingpeng Li², Ruibin Bai¹, Robert Duncan², Muchen Li³, Graham Kendall⁴

1 School of Computer Science, University of Nottingham Ningbo, China

2 Department of Computing Science & Mathematics, University of Stirling, UK

3 Department of Physics, Imperial College London, UK

4 School of Computer Science, University of Nottingham Malaysia Campus, Malaysia

Abstract: The Iterated Prisoner's Dilemma (IPD) can model transactions among individuals in a population, including human cooperation and trust. Research has focused on equilibrium solutions, mutual cooperation and mutual defection, in IPD. The non-equilibrium strategy profile that one player cooperates and the opponent defects is considered to be unstable and temporal. In this research, we show that non-equilibrium strategies can also be dominant in spatial IPD. An example of such non-equilibrium strategy is a so-called Collective Strategy with Master-Slave Mechanism (CSMSM). A CSMSM identifies the opponent by playing a fixed sequence of moves in the first five rounds of IPD. If the opponent has played the same sequence of moves, it is identified as a kin member. Otherwise it is identified as non-kin. A CSMSM always defects against non-kins. There are two roles in the CSMSM group, master and slave. Every CSMSM acts as a master initially. A master may change to a slave with a predefined probability in each generation. When two CSMSMs meet, they will cooperate with each other if both are masters. In the case that one is a master and another is a slave, the slave will cooperate and the master will defect so that the master's payoff is maximized. Simulation results show that CSMSM outperforms well known strategies like Tit-For-Tat and Always Defect in spatial IPD even if there are only a small ratio of CSMSM in the initial population.

1. Introduction

The Prisoner's Dilemma is a two-player non-zero-sum game in which two players try to maximize their payoffs by cooperating with or betraying the other player. In the classical version of prisoner's dilemma, each player chooses between two strategies, Cooperate (C) and Defect (D). Their payoffs can be represented by the matrix shown in Figure 1.

		<i>Player II</i>	
		Cooperate	Defect
<i>Player I</i>	Cooperate	R, R	S, T
	Defect	T, S	P, P

Fig. 1. Payoff matrix of the Prisoner's Dilemma.

In the payoff matrix, R , S , T , and P denote Reward for mutual cooperation, Sucker's payoff,

Temptation to defect, and Punishment for mutual defection respectively, and $T > R > P > S$. The constraint motivates each player to play non-cooperatively.

When both players are rational and they make their choice independently, the theoretical outcome of the game is a Nash equilibrium, in which both players choose to defect, and each receives a 'Punishment for mutual defection'. It is worse for each player than the outcome they would have received if they had cooperated. [1,2]

In the Iterated Prisoner's Dilemma (IPD), two players have to choose their mutual strategy repeatedly, and they also have memory of their previous behaviors and the behaviors of the opponents. There is $R > \frac{1}{2}(S + T)$, which is set to prevent any incentive to alternate between cooperation and defection. IPD is considered to be an ideal experimental platform for the evolution of cooperation among selfish individuals and it has attracted wide interest since Robert Axelrod's IPD tournaments and his book 'The Evolution of Cooperation'[3].

If the precise length of an IPD is known to the players, the optimal strategy for both players is to defect on each move. This is deduced by means of so-called backward induction: Both players will choose to defect in the final iteration because the opponent will not be able to subsequently punish the player. Given mutual defection in the final iteration, the optimal strategy in the penultimate iteration is defection for both players, and so on, back to the initial iteration. If the precise length of an IPD is infinite or unknown, mutual cooperation can also be an equilibrium.

Axelrod was the first to attempt to search for efficient strategies by means of IPD competitions [4, 5]. TFT always cooperates in the first move and then mimics whatever the opponent did in the previous move. According to Axelrod, several characteristics make TFT successful: TFT is Nice, Retaliating and Forgiving. TFT is not a Nash equilibrium and there is always a sub-game perfect equilibrium that dominates TFT, according to the Folk Theorem in game theory [6, 7]. On the other hand, whether or not TFT is the most efficient strategy in IPD is still unclear. Some strategies perform better than TFT in specific environments [8-12]. Therefore, researchers are attempting to develop novel strategies that can outperform TFT either in round-robin tournaments or in evolutionary dynamics.

In recent IPD competitions, strategies have appeared with identification mechanisms. With a rule-based identification mechanism, a strategy called APavlov won competition four of the 2005 IPD competition [13]. Furthermore, many of the top listed strategies somehow explore the opponent by using simple mechanisms [14, 15]. This shows that strategies that *explore and then exploit* the opponent can outperform any single non-group strategy in round-robin IPD tournaments.

A strategy with a simple identification mechanism, named 'handshake' [16], appeared in evolutionary IPD. This strategy defects at the first move and cooperates on the second move. If the opponent behaves in the same way as handshake, it will keep cooperating in the following moves. Otherwise, it will always defect. This 'initial defect then cooperate' can be seen as a password. Any strategy that knows this password (or behaves the same by chance) may evoke handshake's cooperation while others trigger defection. By means of a mechanism like 'handshake', a group of strategies are able to recognize each other and then behave collectively [17, 18].

In the 2004 IPD competition, a team from Southampton University led by Jennings introduced a group of strategies, which outperformed all singleton strategies, and won the top three positions. These strategies were designed to recognize each other through a predetermined sequence of 5-10 moves at the start. Once two Southampton players recognized each other, they would act as a 'master' or 'slave' - a master will always defect while a slave will always cooperate in order for the

master to win the maximum points. If the opponent was recognized as not being a Southampton entry, it would immediately defect to minimize the score of the opponent [19]. The importance of group strategies lies in their evolutionary features. A simple group strategy that just cooperates with kin members and defects against any non-kin could be strong in maintaining a stable population in evolution [20, 21]. Recent surveys on IPD and the introduction of some group strategies appearing in recent IPD competitions can be found in [22, 23].

The Southampton strategies were designed to maximize the payoffs of a small number of masters so that they could win in a round robin IPD tournament. The slaves performed poorly and they generally received less payoffs than their opponents. This master-slave scheme is ineffective in evolutionary dynamics because the slaves quickly die out and then the masters lose the advantage of exploiting the slaves.

The effect of the structure of the population on evolutionary dynamics is taken into consideration in a spatial PD or IPD. Each strategy has its position and only plays IPD with its immediate neighbours, as shown in Fig. 2. After interactions between neighbours, each site is occupied either by its original owner or by one of the neighbours, depending on who scores the highest total payoff in interacting with its neighbours [24]. It is well accepted that the spatial structure promotes cooperation, compared with the evolution process under replicator dynamics [25-31].

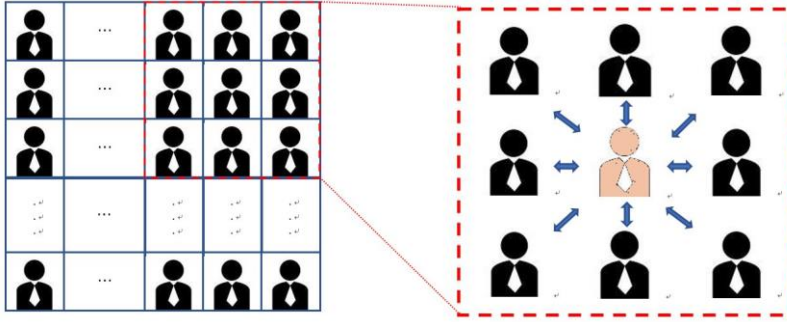


Fig. 2 Spatial IPD. There are $n \times n$ strategies located on a $n \times n$ grid. Each strategy has a position and only plays IPD with its direct neighbours. After interactions between neighbours, each site is occupied by the strategy who receives the highest payoff in the neighbourhood.

In this paper, we show that a novel strategy, so-called Collective Strategy with Master-Slave Mechanism (CSMSM), dominates in spatial IPD. CSMSM outperforms other IPD strategies when they form clusters. Simulation results show that CSMSM always expels the opponent when its percentage in the initial population is greater than a small value.

The existence and success of CSMSM in spatial IPD reveals that non-equilibrium strategies, which have long been ignored in research, are non-trivial in an evolutionary context, especially in winner-take-all environments. The evolution process may be more complicated than what we have expected if non-equilibrium strategies are taken into consideration.

The rest of paper is arranged as follows. Section two introduces the handshaking and master-slave mechanisms that a CSMSM uses. Section three presents an analysis of CSMSM interacting with two typical strategies TFT and ALLD. Also, simulation results on CSMSM competing against some well-known IPD strategies are given. Section four concludes the paper.

2. Collective strategies with a master-slave mechanism

Based on hand-shaking, a group of strategies can recognize each other and deal with group members and non-members differently. Hand-shaking in IPD is a predefined sequence of moves for two interacting players. If both players play the same sequence of moves, they recognize each other as group members. Otherwise, they identify the opponent as non-kin.

The hand-shaking of CSMSM is the sequence of 'CDCCD'. When two CSMSMs meet, they will play this sequence in the first five moves and then recognize each other as a group member. If the opponent has played a different sequence, this immediately triggers defection and a CSMSM will always defect against the opponent from that point on.

As long as two CSMSMs have identified each other, they will play either a master or a slave role. Every CSMSM behaves as a master originally. In each generation, a master CSMSM may change to a slave with a predefined probability (it is set to be 0.7 in this study), which makes sure that there is always a ratio of slaves in the CSMSM group. Because the slaves are designed to sacrifice themselves in order for the masters to maximize their payoffs, they are likely to receive lower payoff than the average of the population and then they die out in each generation. Thus, the percentage of slaves in CSMSM will be approximately 70% when the probability of a master changing to a slave is set to be 0.7. A slave will always be a slave. Later in this paper we will discuss the impact of this value on the performance of CSMSM.

As long as two CSMSMs have identified each other, a master will act as a Grim trigger (it chooses 'C' as long as the opponent chooses 'C'. Once the opponent has chosen 'D', it always defects) and a slave will act as a reverse TFT (it chooses 'D' first and then chooses the reverse of the opponent's previous choice) in interacting with other CSMSM. When a master and a slave meet, the master chooses 'C' and the slave chooses 'D' in the sixth move, and then the master will always play 'D' and the slave will always play 'C' so that the master's payoff is maximized.

When two masters meet, they will cooperate with each other except handshaking in the first five moves. When two slaves meet, they will play a sequence of alternate defection and cooperation after handshaking.

As an example, let's consider how a CSMSM interacts with a TFT. Both strategies play 'C' in the first move. Then TFT plays 'C' and CSMSM plays 'D' in the second move. Since TFT has not played the handshaking sequence, CSMSM will play 'D' thereafter. They will keep defecting from the third move on.

When CSMSM forms a cluster in the population, they outperform any individual strategy. In the next section, we analyse the performance of CSMSM in spatial IPD game.

3. CSMSM in spatial IPD

As a collective strategy, the performance of CSMSM in a spatial IPD depends on the size of the clusters they form. Whenever CSMSM has formed a cluster of significant size, they will outperform their competitors.

3.1 CSMSM vs. TFT

Let's first consider a typical scenario that a cluster of nine CSMSM is surrounded by TFTs, as shown in Fig.3a. The minimum size of a cluster for CSMSM to survive in a population of TFT is

nine. Let n ($n > 6$) denote the number of iterations in the IPD.

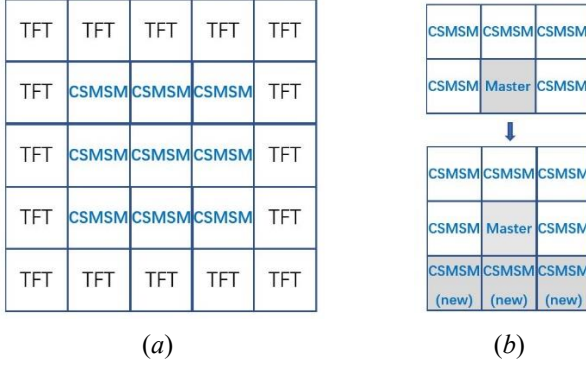


Figure 3 (a) a cluster of nine CSMSMs is surrounded by a population of TFT. (b) A master on border who has four or five slaves as direct neighbours receives the highest payoff in the local area, and thus it will invade the TFT territory.

A TFT receives $R + (n-2)P + S$ in interacting with a CSMSM and receives nR against another TFT. A master CSMSM receives $T + R + (n-2)P$ against a TFT, $(n-2)R + 2P$ against a master, and $(n-6)T + 3R + 2P + S$ against a slave.

Without self-interaction, each strategy plays eight IPDs with its direct neighbours. A TFT may have zero, one, two, or three CSMSM neighbours depending on its position. With zero CSMSM and eight TFT neighbours, a TFT receives $T_0 = 8nR$ payoff. With one, two, or three CSMSM neighbours, the payoff of a TFT is $T_1 = 7nR + (R + (n-2)P + S)$, $T_2 = 6nR + 2 \times (R + (n-2)P + S)$, or $T_3 = 5nR + 3 \times (R + (n-2)P + S)$ respectively. There are $T_1 > T_2 > T_3$ since $R > P > S$.

For CSMSM, we only need to consider the payoffs of the masters because the slaves generally receive lower payoffs than TFTs. Depending on the position of a master, it may have three, five, or eight CSMSM neighbours.

(a) Firstly, let's consider the scenario that the centre of the cluster of nine CSMSM is a master. Let m ($8 \geq m \geq 0$) denote the number of slaves in the cluster. The payoff of the master can be computed by $C_0 = m((n-6)T + 3R + 2P + S) + (8-m)((n-2)R + 2P)$. We have

$$C_0 > T_1 \quad (1)$$

when $n > \frac{17R-18P+S}{R-P}$ and whatever value of m is. The payoff of the central master is the highest within the 5x5 area when the number of iterations is long enough, for example $n > 16$ when $R=3$, $P=1$, $S=0$. Thus, the cluster of CSMSM cannot be invaded by TFT if the central strategy is a master.

(b) Secondly, let's consider the scenario that a master is located on one side border of the cluster (with five CSMSM neighbours). Let l ($5 \geq l \geq 0$) denote the number of slaves in the five CSMSM neighbours. The payoff can be computed as $C_1 = l((n-6)T + 3R + 2P + S) + (5-l)((n-2)R + 2P) + 3 \times (T + R + (n-2)P)$. In order that $C_1 > T_0$, we have

$$l > \frac{3n(R-P) - 3T + 7R - 4P}{n(T-R) - 6T + 5R + S} \quad (2)$$

In the case that $T=5, R=3, P=1, S=0$ and $n=50$, (2) can be computed as $l > 3.55$. It means that the master receives greater payoff than the highest payoff of TFT if $l=4$ or 5. The three TFT neighbours will be replaced by CSMSM, as shown in Fig. 3b.

In the case that n is far greater than T , $n > 50$ for example, (2) can be simplified to (3).

$$l > \frac{3(R-P)}{T-R} \quad (3)$$

Under the condition of (2) or (3), the cluster of CSMSM grows in size.

In the case that $T_0 > C_1 > T_1$, we have,

$$\frac{3n(R-P)-3T+7R-4P}{n(T-R)-6T+5R+S} > l > \frac{2n(R-P)-3T+8R-6P+S}{n(T-R)-6T+5R+S} \quad (4)$$

It can be simplified to (5) when n is a relatively large value.

$$\frac{3(R-P)}{T-R} > l > \frac{2(R-P)}{T-R} \quad (5)$$

Under the condition of (4) or (5), the payoff of the master is higher than its TFT neighbours and lower than the highest payoff of TFT. Thus, the cluster of CSMSM will maintain the current size.

(c) Thirdly, in the scenario that a master locates on one corner of the cluster (with three CSMSM neighbours), the payoff is $C_2 = q((n-6)T+3R+2P+S) + (3-q)((n-2)R+2P) + 5 \times (T+R+(n-2)P)$, where q ($3 \geq q \geq 0$) is the number of slaves in the three CSMSM neighbours. It can be verified that C_2 is always smaller than T_2 . Thus, a master on the corner always receives lower payoff than its TFT neighbours.

In summary, if there is a master on the border and the number of its slave neighbours satisfies (2) or (3), the neighbour TFTs will be replaced by CSMSM and the cluster of CSMSM grows. Otherwise, if the centre of the cluster is a master, or there is a master on the border and (4) or (5) satisfies, the cluster will maintain the current size. In other situations, the cluster of CSMSM may be invaded by TFT.

In the case that $T=5, R=3, P=1, S=0$ and $n=50$, the ratio of slaves in CSMSM should be at least 60% so that there are approximately three slaves in the neighbourhood of a master on border, which makes sure that the border cannot be invaded by TFT. If the ratio of slaves can be maintained higher than 60%, CSMSM outperforms TFT in spatial IPD.

The result of a simulation of CSMSM competing against TFT is shown in Fig.4, where the initial population is 50% TFT and 50% CSMSM, randomly allocated on a 200×200 grid. The changes of the percentages of two strategies in the population and average payoffs are illustrated in Fig. 5(a) and (b) respectively. It shows that the masters outperform TFT decreases rapidly and it dies out after 13 generations.

3.2 CSMSM vs. AllD

We now consider another scenario that a cluster of two CSMSM is surrounded by AllDs, as shown in Fig. 6a. Each CSMSM has seven AllD and one CSMSM neighbours. An AllD may have zero, one, or two CSMSM neighbours.




Figure 4 CSMSM defeats TFT in a spatial IPD. The initial population contains 50% CSMSM and 50% TFT. The dark colour squares denote CSMSM while the light colour denotes TFT.

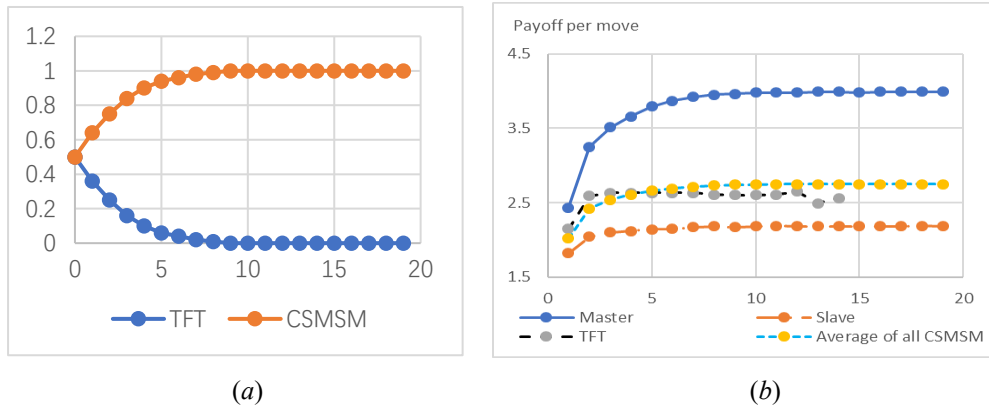


Figure 5 (a) The percentage of CSMSM and TFT. The x-axis denotes generation and y-axis denotes the ratio of strategies in the population. (b) The average payoff per move of masters, slaves, TFT, and all CSMSM.

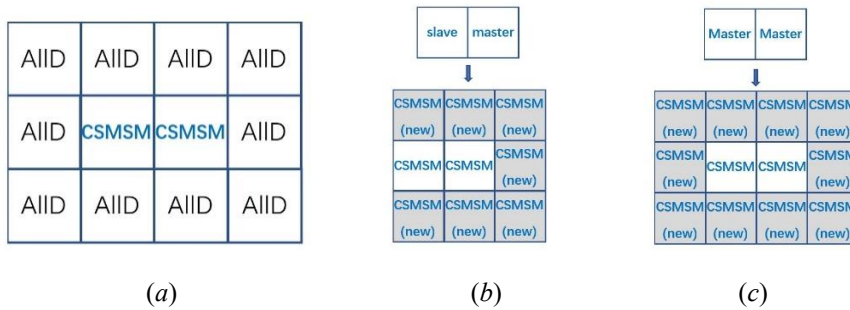


Figure 6 (a) a cluster of two CSMSMs is surrounded by a population of AIID. (b) If there are one master and one slave, the master receives higher payoff than surrounding AIIDs and thus it will invade the AIID territory. (c) If there are two masters (or two slaves), the masters (or slaves) receive higher payoff than surrounding AIID.

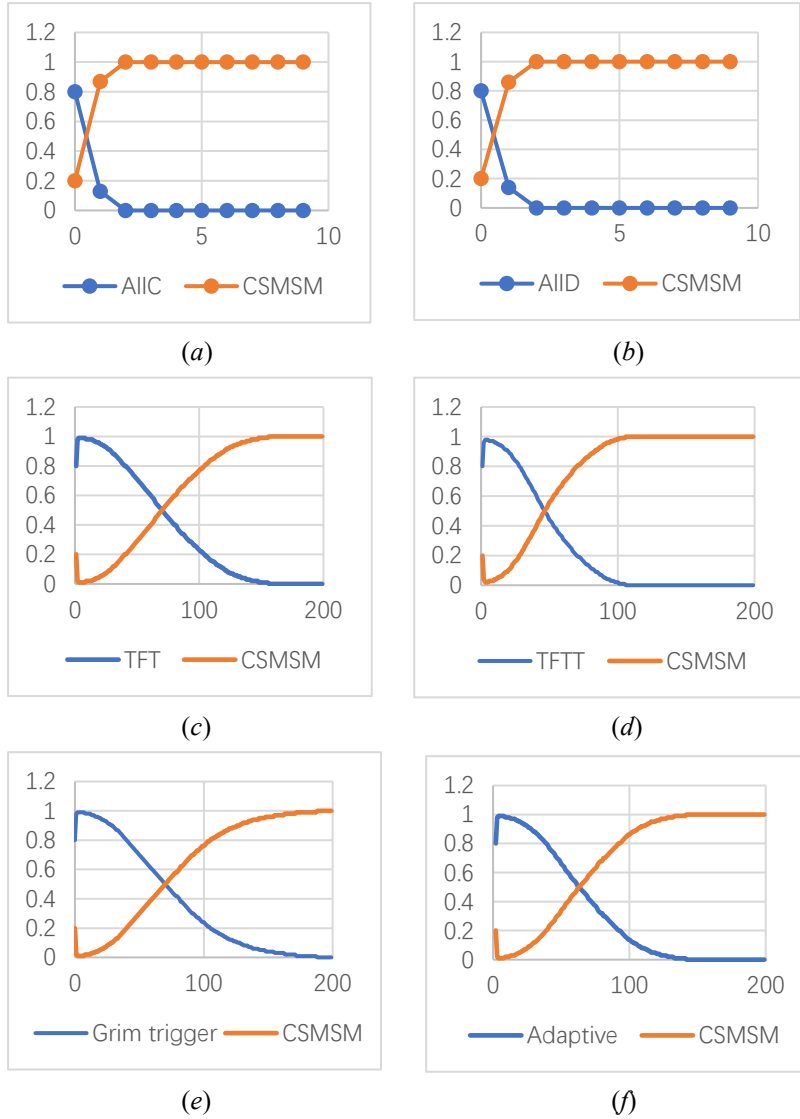


Figure 7 CSMSM outperforms some well-known strategies. The initial population is 20% CSMSM and 80% another strategy. The x-axis denotes generation and y-axis denotes the ratio of strategies in the population. (a) CSMSM vs. AllC. (b) CSMSM vs. AllD. (c) CSMSM vs. TFT. (d) CSMSM vs. TFTT. TFTT: Tit for two tat. (e) CSMSM vs. Grim trigger. (f) CSMSM vs. Adaptive. Adaptive: it starts with C,C,C,C,C,C,D,D,D,D and then takes choices which have given the best average score re-calculated after every move.

An AllD receives $T+(n-1)P$ in interacting with a CSMSM and receives nP against another AllD. A master CSMSM receives $(n-1)P+S$ against an AllD, $(n-2)R+2P$ against a master, and $(n-6)T+3R+2P+S$ against a slave. A slave receives $(n-1)P+S$ against an AllD, $T+3R+2P+(n-6)S$ against a master, and $(nR+nP)/2$ against a slave.

With zero, one, and two CSMSM neighbours, the payoff of an AllD are $8nP$, $7nP+(T+(n-1)P)$, and $6nP+2\times(T+(n-1)P)$ respectively. The greatest of three values is $D_2 = 8nP+2T-2P$.

If two CSMSMs are a master and a slave, the master receives $7\times((n-1)P+S) + ((n-6)T+3R+2P+S)$ and the slave receives $7\times((n-1)P+S) + (T+3R+2P+(n-6)S)$. The payoff of the master is higher than D_2 , the highest payoff of AllD, when there is

$$n > \frac{8T-3R+3P-2S}{T-P} \quad (6)$$

In the case that $T=5$, $R=3$, $P=1$, $S=0$ for example, there is $n>8.5$. Under this condition, the AllD neighbours around the master will be replaced by CSMSM, as shown in Fig. 4b.

If both CSMSMs are masters, their payoff is $7 \times ((n-1)P+S) + ((n-2)R+2P)$ and it is higher than D_2 when (6) is satisfied. If both CSMSMs are slaves, their payoff is $7 \times ((n-1)P+S) + (nR+nP)/2$ and it is higher than D_2 as well. Thus, the AllDs in the neighbourhood of the two CSMSMs will be replaced, as shown in Fig. 4c. Thus, a cluster of two or more CSMSM outperforms AllD in spatial IPD.

3.3 CSMSM invades a population of another strategy

We have simulated CSMSM competing against some well-known strategies in spatial IPD. The results are given in Fig. 7. The initial population in each simulation contains 20% CSMSM and 80% another strategy, randomly mixed and allocated on a 200×200 grid. In all simulations, CSMSM outperforms the opponent strategy in 200 generations.

As an example, the process of competition between CSMSM and TFT in a spatial IPD is shown in Fig. 8. The numbers of CSMSM decreases sharply at the beginning stage because they have not formed clusters. Once small clusters appear, their percentage starts to increase. When CSMSM has formed clusters of significant sizes, they grow steadily in size and expel TFT as a result.

For some other strategies like TFTT, Grim trigger, and Adaptive, similar process as Fig. 8 can be observed.

For some naive strategies like AllC, AllD, and Random player, CSMSM expels them in 3-5 generations because it does not need clusters of significant size to invade the territory of those strategies.




Figure 8 CSMSM outperforms TFT when the initial population is 20% CSMSM and 80% TFT. The dark colour squares denote CSMSM while the light colour denotes TFT.

4. Discussion and Conclusions

We have presented a CSMSM strategy that outperforms well-known strategies such as TFT in spatial IPD. By means of a handshaking and a master-slave mechanism, CSMSM manages to maximize the masters' payoffs and minimize the opponents' payoffs. Spatial IPD simulations show that CSMSM outperforms other strategies even if it is minority in the initial population. Once CSMSM has formed a cluster of significant size, it will dominate in the evolution as a result.

The replicator equation (7) is the most commonly used model in evolutionary game theory.

$$\dot{x}_i = x_i[f_i(x) - \phi(x)], \quad \phi(x) = \sum_{j=1}^n x_j f_j(x) \quad (7)$$

It has been revealed that a stable rest point of the equation is also a Nash equilibrium [32], so stable states in evolutionary games can be predicted by means of the folk theorems [33]. Our research shows that if an evolutionary process is not as simple as the replicator equation models, the stable states are not necessarily Nash equilibria.

The master-slave mechanism and handshaking have been neglected in game theory research. One reason may be that they do not follow the assumption of self-interest players, so they cannot be well explained by means of Nash equilibrium. Handshaking provides a method for those players who have the same objective to recognize each other and to coordinate their choices. The master-slave mechanism provides a method for the same strategies to win in a winner-take-all environment. There is still a need for a theory for these kinds of behaviours.

The master-slave mechanism specially fits for winner-take-all situations. It is economically reasonable only when the winning of a master is enough to compensate the loss of the slaves who are sacrificed. In a winner-take-all situation, a master-slave strategy profile can be profitable for a group of individuals, especially in an evolutionary context.

Note that CSMSM never coexists with any other strategy unless that strategy behaves in the same way as a CSMSM. This feature makes CSMSM especially strong in maintaining a homogeneous population in evolution. A game theoretical model that provides explanations for interactive strategies like CSMSM will be our future research.

Reference

- [1] J. Nash (1951) Non-cooperative Games. *The Annals of Mathematics*, 54(2):286-295.
- [2] S. Chong, J. Humble, G. Kendall, J. Li, X. Yao (2007) Iterated prisoner's dilemma and evolutionary game theory. In: *The iterated prisoners' dilemma: 20 years on*. Singapore: World Scientific, Advances in Natural Computation 4, 23–62.
- [3] R. Axelrod, "The Evolution of Cooperation," BASIC Books, New York, ISBN 0465021212, 1984.
- [4] R. Axelrod, "Effective choice in the prisoner's dilemma," *Journal of Conflict Resolution*, vol.24, pp3-25, 1980.

- [5] R. Axelrod, "More effective choice in the prisoner's dilemma," *Journal of Conflict Resolution*, vol.24, pp379-403, 1980.
- [6] K. Binmore, "Fun and games: a text on game theory," Lexington, MA: D.C. Heath, ISBN 0669246034, 1992.
- [7] H. Hargreaves and Y. Varoufakis, "Game theory: a critical introduction," Routledge, London. ISBN 041509402X, 1995.
- [8] M. Nowak and K. Sigmund, "A strategy of win-stay lose-shift that outperforms tit-for-tat in the prisoner's dilemma game," *Nature*, vol.364, pp56-58, 1993.
- [9] B. Beaufils, J. Delahaye and P. Mathieu, "Our meeting with gradual: a good strategy for the iterated prisoner's dilemma," *Proceedings of the Artificial Life V*, pp202-209, 1996.
- [10] R. Boyd, "Mistakes allow evolutionary stability in the repeated prisoner's dilemma games," *Journal of Theoretical Biology*, vol.136, no.11, pp47-56, 1989.
- [11] J. Wu and R. Axelrod, "How to cope with noise in the iterated prisoner's dilemma," *Journal of Conflict Resolution*, vol.39, pp183-189, 1995.
- [12] E. Tzafestas, "Toward adaptive cooperative behaviour," *Proceedings of the Simulation of Adaptive Behavior Conference*, pp334-340, 2000.
- [13] J. Li, "How to design a strategy to win an IPD tournament," in G. Kendall, X. Yao and S. Chong (eds.) *The iterated prisoner's dilemma: 20 years on*. World Scientific, chapter 4, pp89-104, 2007.
- [14] P. Hingston, D. Dyer, L. Barone, T. French and G. Kendall, "Opponent modeling, evolution, and the iterated prisoner's dilemma," in G. Kendall, X. Yao and S. Chong (eds.) *The iterated prisoner's dilemma: 20 years on*. World Scientific, chapter 7, pp139-170, 2007.
- [15] W. Slany and W. Kienreich, "On some winning strategies for the iterated prisoner's dilemma," in G. Kendall, X. Yao and S. Chong (eds.) *The iterated prisoner's dilemma: 20 years on*. World Scientific, chapter 8, pp171-204, 2007.
- [16] A. Robson, "Efficiency in evolutionary games: Darwin, Nash, and the secret handshake," *Journal of Theoretical Biology*, vol. 144, pp 379-396, 1990.
- [17] M. Doebeli and C. Hauert, "Models of cooperation based on the Prisoner's Dilemma and the Snowdrift game," *Ecology Letters*, Vol. 8, no. 7, pp 748-766, 2005.
- [18] D. Ashlock, E. Kim and W. Ashlock, "Fingerprint analysis of the noisy prisoner's dilemma using a finite-state representation," *IEEE Trans. on Computational Intelligence and AI in Games*, vol.1, no.2, pp154-167, 2009.
- [19] A. Rogers, R. Dash, S. Ramchurn, P. Vytelingum and N. Jennings, "Coordinating team players within a noisy iterated Prisoner's Dilemma tournament," *Theoretical Computer Science*, vol.377, no.1-3, pp243-259, 2007.
- [20] Hingston P., "Iterated prisoner's dilemma for species," *IEEE Symposium on Computational Intelligence and Games (CIG'09)*, pp17-24, 2009.
- [21] J. Li and G. Kendall, "A strategy with novel evolutionary features for the iterated prisoner's dilemma," *Evolutionary Computation*, vol.17, no.2, pp257-274, 2009.

- [22] G. Kendall, X. Yao and S. Chong (eds.), "The iterated prisoner's dilemma: 20 years on," World Scientific, ISBN 109812706976, 2007.
- [23] S. Phelan, R. Arend, and D. Seale "Using an iterated prisoner's dilemma with exit option to study alliance behavior: results of a tournament and simulation," *Computational & Mathematical Organization Theory*, vol 11, pp 339-356, 2005.
- [24] M. Nowak and R. May (1993) The spatial dilemmas of evolution. *International Journal of Bifurcation and Chaos*, 3: 35-78.
- [25] G. Szabó and C. Töke (1998) Evolutionary prisoner's dilemma game on a square lattice, *Physical Review Letters*, 58: 69-73.
- [26] M. Amaral, L. Wardil, M. Perc, and J. Silva (2016) Evolutionary mixed games in structured populations: Cooperation and the benefits of heterogeneity, *Physical Review E*, 93(042304): 1-8.
- [27] M. Vainstein and J. Arenzon (2001) Disordered environments in spatial games. *Physical Review E*, 64(051905): 1-6.
- [28] G. Szabó and C. Hauert (2002) Phase transitions and volunteering in spatial public goods games, *Physical Review E*, 89(118101): 1-4.
- [29] I. Margarita, K. Timothy, D. Michael (2004) Effects of neighbourhood size and connectivity on the Spatial Continuous Prisoner's Dilemma", *Journal of Theoretical Biology*, vol. 231, no. 1, pp. 97-106.
- [30] S. Menon, V. Sasidevan, S. Sinha (2018) Emergence of Cooperation as a Non-equilibrium Transition in Noisy Spatial Games, *Frontier in Physics*, 6:34.
- [31] Z. Wang, S. Kokubo, J. Tanimoto, E. Fukuda, K. Shigaki (2013) Insight into the so-called spatial reciprocity, *Physical Review E*, 88(1): 042145.
- [32] R. Cressman and Y. Tao (2014) The replicator equation and other game dynamics, *PNAS*, 111(3): 10810-10817.
- [33] J. Hofbauer and K. Sigmund (2003) Evolutionary game dynamics, *Bulletin of the American Mathematical Society*, 40: 479-519.