

NSGA-NET: A MULTI-OBJECTIVE GENETIC ALGORITHM FOR NEURAL ARCHITECTURE SEARCH

Zhichao Lu, Ian Whalen, Vishnu Boddeti, Yashesh Dhebar,
Kalyanmoy Deb, Erik Goodman, Wolfgang Banzhaf

Michigan State University
East Lansing, MI 48864, USA

{luzhicha, whalenia, vishnu, dhebarya, kdeb, goodman, banzhafw}@msu.edu

ABSTRACT

This paper introduces NSGA-Net, an evolutionary approach for neural architecture search (NAS). NSGA-Net is designed with three goals in mind: (1) a NAS procedure for multiple, possibly conflicting, objectives, (2) efficient exploration and exploitation of the space of potential neural network architectures, and (3) output of a diverse set of network architectures spanning a trade-off frontier of the objectives in a single run. NSGA-Net is a population-based search algorithm that explores a space of potential neural network architectures in three steps, namely, a population *initialization* step that is based on prior-knowledge from hand-crafted architectures, an *exploration* step comprising crossover and mutation of architectures and finally an *exploitation* step that applies the entire history of evaluated neural architectures in the form of a Bayesian Network prior. Experimental results suggest that combining the objectives of minimizing both an error metric and computational complexity, as measured by FLOPS, allows NSGA-Net to find competitive neural architectures near the Pareto front of both objectives on two different tasks, object classification and object alignment. NSGA-Net obtains networks that achieve 3.72% (at 4.5 million FLOP) error on CIFAR-10 classification and 8.64% (at 26.6 million FLOP) error on the CMU-Car alignment task. Code available at: <https://github.com/ianwhale/nsga-net>.

1 INTRODUCTION

Deep convolutional neural networks have been overwhelmingly successful at a variety of image analysis tasks. One of the key driving forces behind this success is the introduction of many CNN architectures such as, AlexNet Krizhevsky et al. (2012), VGG Simonyan & Zisserman (2015), GoogLeNet Szegedy et al. (2015), ResNet He et al. (2016a), DenseNet Huang et al. (2017) etc. in the context of object classification and Hourglass Newell et al. (2016), and Convolutional Pose Machines Wei et al. (2016a) in the context of object alignment. Concurrently, network designs such as MobileNet Howard et al. (2017), XNOR-Net Rastegari et al. (2016), BinaryNets Courbariaux et al. (2016), LBCNN Juefei-Xu et al. (2017) etc. have been developed with the goal of enabling real-world deployment of high performance models on resource constrained devices. These developments are the fruits of years of painstaking efforts and human ingenuity.

Neural architecture search (NAS) methods, on the other hand, seek to automate the process of designing network architectures. State-of-the-art reinforcement learning (RL) Baker et al. (2017); Zhong et al. (2017); Zoph & Le (2016); Zoph et al. (2017); Hsu et al. (2018a); Cai et al. (2018); Pham et al. (2018) and evolutionary algorithm (EA) Miikkulainen et al. (2017); Real et al. (2017; 2018); Xie & Yuille (2017); Kim et al. (2017); Liu et al. (2018); Elsken et al. (2018); Liu et al. (2017); Dong et al. (2018) approaches for NAS focus on the single objective of minimizing an error metric on a task and cannot be easily adapted to handle minimizing multiple, possibly conflicting, objectives. Methods like Real et al. (2017) and Zoph et al. (2017) are inefficient in their use of their search space and require 3,150 and 2,000 GPU days, respectively. Furthermore, most state-of-the-art approaches search over a single computation block, similar to an Inception block Szegedy et al. (2015), and repeat it as many times as necessary to form a complete network.

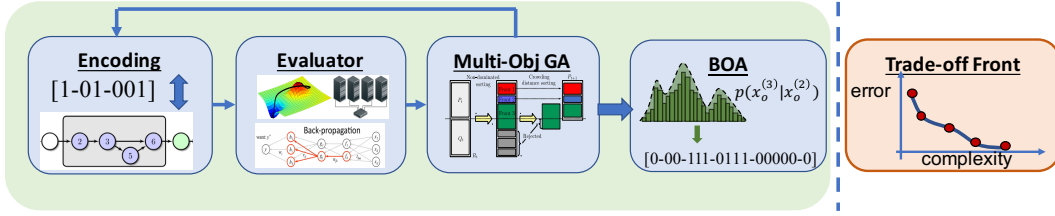


Figure 1: Overview of the stages of NSGA-Net. Networks are represented as bit strings, trained through gradient descent, ranking and selection by NSGA-II, search history exploitation through BOA. Output is a set of networks that span a range of complexity and error objectives.

In this paper, we present NSGA-Net, a genetic algorithm for NAS to address the aforementioned limitations of current approaches. The salient features of NSGA-Net are, (1) **Multiobjective Optimization**: Real-world deployment of NAS models is seldom guided by a single objective and often has to balance between multiple, possibly competing, objectives. For instance, we seek to maximize performance on compute devices that are often constrained by hardware resources in terms of power consumption, available memory, available FLOPS, and latency constraints, to name a few. NSGA-Net is explicitly designed to optimize such competing objectives. (2) **Complete Architecture Search Space**: The search space for most existing methods is restricted to a block that is repeated as many times as desired. In contrast, NSGA-Net searches over the entire structure of the network. This scheme overcomes the limitations inherent to repeating the same computation block throughout an entire network, namely, that a single block may not be optimal for every application and it is desirable to allow NAS to discover architectures with different blocks in different parts of the network. (3) **Non-Dominated Sorting**: The core component of NSGA-Net is the Non-Dominated Sorting Genetic Algorithm II (NSGA-II) Deb et al. (2000), a multi-objective optimization algorithm that has been successfully employed for solving a variety of multiobjective problems Tapia & Coello (2007); Pedersen & Yang (2006). Here, we leverage its ability to maintain a diverse trade-off frontier between multiple, possibly conflicting, objectives, thereby resulting in a more effective and efficient exploration of the search space, (4) **Crossover**: To fully utilize the diverse frontier of solutions provided by non-dominated sorting, we employ crossover (in addition to mutation) to combine networks with desirable qualities across multiple objectives, and finally (5) **BOA**: We construct and employ a Bayesian Network inspired by the Bayesian Optimization Algorithm (BOA) Pelikan et al. (1999) to fully utilize the promising solutions present in our search history archive and the inherent correlations between the layers of the network architecture.

We demonstrate the efficacy of NSGA-Net on two tasks: image classification (CIFAR-10 Krizhevsky & Hinton (2009)) and object alignment or key-point prediction (CMU-Car Boddeti et al. (2013)). For both tasks we minimize two objectives: an error metric and computational complexity. Here, computational complexity is defined by the number of floating-point operations or multiply-adds (FLOPS). Experimentally, we observe NSGA-Net can find a set of network architectures containing solutions that are significantly better than hand-crafted methods in both objectives while being competitive in single objectives to state-of-the-art NAS approaches. Furthermore, by fully utilizing a population of networks through crossover and utilization of the search history, NSGA-Net explores the search space more efficiently and requires much less computation time for searching than competing methods.

2 RELATED WORK

Recent research efforts in NAS have produced a plethora of methods to automate the design of networks Zoph & Le (2016); Baker et al. (2017); Zhong et al. (2017); Zoph et al. (2017); Miikkulainen et al. (2017); Real et al. (2017; 2018); Kim et al. (2017); Xie & Yuille (2017); Liu et al. (2018; 2017); Dong et al. (2018); Hsu et al. (2018b); Thomas Elsken (2018); Chen et al. (2018a); Cai et al. (2018); Kandasamy et al. (2018); Elsken et al. (2018); Hsu et al. (2018a). Broadly speaking, these methods can be divided into EA approaches and RL approaches—with a few methods not falling into either category. Due to space constraints, we provide a comprehensive overview of relevant methods and a table summarizing their contributions in Appendix A. Here, we focus on multiobjective methods, and relate NSGA-Net to recent contributions.

Kim *et al.* presented NEMO, one of the earliest multiobjective approaches involving neural networks, in Kim *et al.* (2017). NEMO used NSGA-II Deb *et al.* (2000) to minimize error and inference time of a network. NEMO was designed to search over the space of number of output channels from each layer within a restricted space of 7 different architectures. In contrast, NSGA-Net seeks to use NSGA-II to minimize error and computational complexity (as measured by FLOPS), while searching over the vast space of possible network architectures but with fixed hyperparameters. Dong *et al.* proposed PPP-Net Dong *et al.* (2018) as a multiobjective extension to the progressive NAS method in Liu *et al.* (2017) that uses a predictive model to choose promising networks to train in an effort to reduce computational strain. PPP-Net differs from NSGA-Net by not using crossover and the use of this predictive model. Elsken *et al.* present the LEMONADE method in Elsken *et al.* (2018) which is formulated to develop networks with low error and number of parameters through custom designed approximate network morphisms Wei *et al.* (2016b). This allows newly generated networks to share parameters with their forerunners, obviating network training from scratch. NSGA-Net differs from LEMONADE in terms of the encoding scheme, the network morphisms as well in the selection scheme. NSGA-Net relies on, (1) genetic operations like mutation and crossover, encouraging population diversity, instead of custom network morphism operations, and (2) NSGA-II, rather than novelty-based sampling as the selection scheme in LEMONADE, with the former affording a more efficient exploration of the search space. Finally, we highlight MONAS, presented by Hsu *et al.* in Hsu *et al.* (2018a). This approach is one of the first—if not the only—RL NAS method to use a multiobjective scheme. MONAS searches the same space that is presented in Zoph *et al.* (2017) while using a reward signal to optimize a recurrent neural network to generate convolutional networks. The reward signal however is a linear combination of accuracy and energy consumption of a network. However, it is well known in multiobjective optimization literature that a simple linear combination of objectives suffers from a number of drawbacks, including sub-optimality Koski (1985) of the search (see Section 3 for a more detailed discussion).

3 PROPOSED APPROACH

Compute devices are often constrained by hardware resources in terms of power consumption, available memory, available FLOPS, and latency constraints. Hence, real-world design of DNNs are required to balance multiple, possibly competing, objectives (e.g., predictive performance and computational complexity). Often, when multiple design criteria are considered simultaneously, there may not exist a single solution that performs optimally in all desired criteria, especially with competing objectives. Under such circumstances, a set of solutions that provides the entire trade-off information between the objectives is more desirable. This enables a practitioner to analyze the importance of each criterion, depending on the application, and to choose an appropriate solution on the trade-off frontier. We propose NSGA-Net, a genetic algorithm based architecture search method to automatically generate a set of DNN architectures that approximate the Pareto-front between performance and complexity on classification and regression tasks. The rest of this section describes the design principles, encoding scheme, and main components of NSGA-Net in detail.

3.1 DESIGN PRINCIPLES

Population Based Methods: The two main approaches to obtaining an efficient set of trade-off solutions are: i) classical point-based methods like a weighted sum of the objective functions (e.g., $\alpha f_1(x) + (1 - \alpha)f_2(x)$); and ii) population-based methods like genetic algorithms. Despite the well characterized convergence properties of point-based methods, they often present the following challenges as illustrated in Fig.2: 1) They require prior knowledge of the range of values each objective function can take for appropriate normalization before weighting, else, the solutions are often biased towards the objective with large values; 2) weighted combinations of objectives can only find solutions on convex regions of the Pareto-front and are incapable of discovering solutions on concave parts of the Pareto-front Koski (1985); and finally 3) obtaining

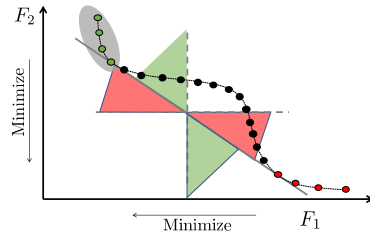


Figure 2: (1) Black solutions on the concave segment of the frontier cannot be achieved through weighted sum; (2) If scale of $f_2(x)$ is much larger than $f_1(x)$, weighted sum solutions are biased towards the shaded grey region; (3) green and red solutions are possible from linear combination, but obtaining each solution requires an independent run.

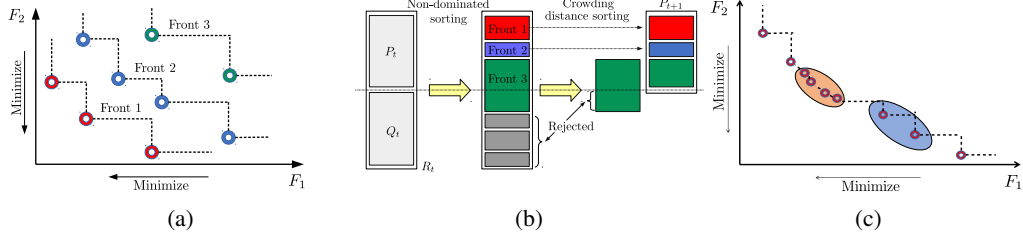


Figure 3: **(a)** An example of how non-dominated sorting ranks solutions into different fronts based on objectives, $f_1(\cdot)$ and $f_2(\cdot)$. **(b)** The environmental selection procedure, in which created offspring, Q_t , networks get merged with parent population, P_t , to create R_t from which the “better” half survives into the next parent population, P_{t+1} . Here, better is defined as a hierarchical preference of rank and crowding distance. **(c)** A pictorial description of crowding distance. All points in this figure are non-dominated. To select a subset of them, we must rely on crowding distance. Points in the blue region are preferred to the orange region since they are further from their nearest neighbors.

each solution on the Pareto-front requires the repetition of the entire search procedure for each combination weight α .

On the other hand, population-based methods, like genetic algorithms, offer a flexible, viable alternative to find multiple efficient trade-off solutions in one execution. A population-based method is capable of introducing an *implicit* parallel search by processing multiple solution candidates jointly at each iteration. However, optimizing with N population members processes $O(N^3)$ sub-regions of the search space in parallel Goldberg (1989); Holland (1975). The efficiency afforded by such parallelism cannot be matched by point-based methods like weighted combinations. Recent studies show that population-based methods can successfully solve problems with millions Chicano et al. (2017) or billions Deb & Myburgh (2017) of variables while classical point-based methods, like branch-and-bound, fail even with hundreds of variables.

Multi-Criterion Based Selection: The general form of a multiobjective optimization problem that we consider in this paper is,

$$\min_{\mathbf{x}} \{f_1(\mathbf{x}), \dots, f_M(\mathbf{x})\} \quad (1)$$

where $f_i(\cdot)$ are the criterion that we wish to optimize and \mathbf{x} is the representation of a neural network architecture (described in Section 3.2). For the aforementioned problem, given solutions \mathbf{x}_1 and \mathbf{x}_2 , \mathbf{x}_1 is said to dominate \mathbf{x}_2 (i.e., $\mathbf{x}_1 \preceq \mathbf{x}_2$) if both of the following conditions are satisfied,

1. \mathbf{x}_1 is no worse than \mathbf{x}_2 for all objectives ($f_i(\mathbf{x}_1) \leq f_i(\mathbf{x}_2) \forall i \in \{0, \dots, M\}$)
2. \mathbf{x}_1 is strictly better than \mathbf{x}_2 in at least one objective ($\exists i \in \{0, \dots, M\} \mid f_i(\mathbf{x}_1) < f_i(\mathbf{x}_2)$)

Therefore, a solution \mathbf{x}_i is said to be non-dominated if these conditions hold against all the other solutions \mathbf{x}_j and $j \neq i$.

The core of NSGA-Net is a selection criterion that leverages non-dominated solutions. Specifically, given a population of network architectures $\{\mathbf{x}_1, \dots, \mathbf{x}_n\}$ and their fitness functions $\{f_1(\mathbf{x}_i), \dots, f_M(\mathbf{x}_i)\}$, the ranking and selection procedure consists of two stages: (1) non-dominated solutions are selected over dominated solutions; (2) explicitly ranking of solutions that are diverse w.r.t. to the trade-off between the objectives higher than solutions that are “crowded” on the trade-off front (see Fig. 3c) i.e., how close a given solution is to its neighbors in the objective space. We adopt the non-domination ranking and crowded-ness measurements proposed in Deb et al. (2000).

The non-domination ranking indicates the front number that a solution belongs to; these fronts are composed by the set of non-dominated solutions at the current search iteration. An example of the non-domination fronts and non-domination ranking is shown in Fig. 3a and Fig. 3b, respectively. It’s worth noting that both non-domination ranking and crowded-ness are relative measurements which need to be re-assessed when new solutions are created.

Elitist-preserving: This term refers to the fact that the best solution (in terms of objective values and crowded-ness) in the parent population will always be carried on to the next population. This

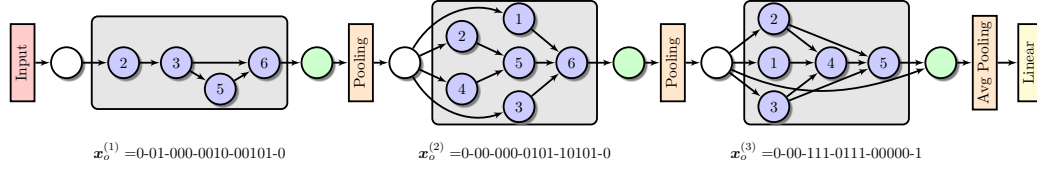


Figure 4: **Encoding:** Illustration of a classification network encoded by $\mathbf{x} = (\mathbf{x}_p, \mathbf{x}_o)$, where \mathbf{x}_o is the operations at a phase (gray boxes, each with a possible maximum of 6 nodes) and \mathbf{x}_p is the processing resolution path (orange boxes that connect the phases). In this example the path, \mathbf{x}_p , is fixed based on prior knowledge of successful approaches. The phases are described by the bit string \mathbf{x}_o which is formatted for readability above. The bits are grouped by dashes to describe what node they control. See Appendix B for detailed description of the encoding schemes.

allows the previous best solution to always have a chance to share its genetic information with the next generation, without the risk of losing the information to the newly generated child population. As a consequence of this scheme, the best solution encountered during the entirety of the search will always be present in the final population.

3.2 ENCODING

Genetic algorithms, like any other biologically inspired search methods, do not directly operate on *phenotypes*. From the biological perspective, we may view the DNN architecture as a phenotype, and the representation it is mapped from as its *genotype*. As in the natural world, genetic operations like crossover and mutation are only carried out in the genotype space; such is the case in NSGA-Net as well. We refer to the interface between the genotype and the phenotype as *encoding* in this paper.

Most existing CNN architectures can be viewed as a composition of computational blocks (e.g. ResNet blocks He et al. (2016a), DenseNet block Huang et al. (2017), and Inception block Szegedy et al. (2015), etc.) and resolution of information flow path. For example, down-sampling is often used after a computational block to reduce the information resolution going into the next computational block in networks designed for classification tasks. In NSGA-Net, each computational block, referred to as a *phase*, is encoded using the method presented in Xie & Yuille (2017), with the small change of adding a bit to represent a skip connection. And we name it as the *operation* encoding \mathbf{x}_o . To handle the resolutions of the information flowing paths, we present a novel encoding, named the *path* encoding \mathbf{x}_p , that takes inspiration from the Hourglass Newell et al. (2016) architecture. Hence, each DNN architecture in NSGA-Net is presented as a tuple $\mathbf{x} = (\mathbf{x}_p, \mathbf{x}_o)$. It is worth noting that even though NSGA-Net operates in the genotype space, the performance of each solution is assessed based on its phenotype.

3.2.1 OPERATION ENCODING \mathbf{x}_o

Unlike most of the hand-crafted and NAS generated architectures, we do not repeat the same phase (computational block) to construct a network. Instead, the operations of a network are encoded by $\mathbf{x}_o = (\mathbf{x}_o^{(1)}, \mathbf{x}_o^{(2)}, \dots, \mathbf{x}_o^{(n_p)})$ where n_p is the number of phases. Each $\mathbf{x}_o^{(i)}$ encodes a directed acyclic graph consisting of n_o number of nodes that describes the operation within a phase using a binary string. Here, a *node* is a basic computational unit, which can be a single operation like convolution, pooling, batch-normalization or a sequence of operations. This encoding scheme offers a compact representation of the network architectures in genotype space, yet is flexible enough that many of the computational blocks in hand-crafted networks can be encoded, e.g VGG Simonyan & Zisserman (2015), ResNet He et al. (2016a) and DenseNet Huang et al. (2017). Figure 4 shows an example of the operation encoding and more details are provided in Appendix B.1.

3.2.2 PATH ENCODING \mathbf{x}_p

In NSGA-Net, the path encoding, $\mathbf{x}_p = (\mathbf{x}_p^{(1)}, \mathbf{x}_p^{(2)}, \dots, \mathbf{x}_p^{(n_p)})$, is a n_p -dimensional integer vector whose entries are in the range $[-r, r]$, where r is the original input information resolution (e.g. for CIFAR-10, $r = 32$) and n_p is the number of phases (computational blocks) in the network. Each $\mathbf{x}_p^{(i)}$

indicates the stride value for the pooling operation after phase i , where positive and negative values denote up-sampling and down-sampling respectively, and zero encodes no change in resolution.

3.2.3 SEARCH SPACE

The search domain, $\Omega_{\mathbf{x}_o}$, defined by our operation encoding \mathbf{x}_o consists of $n_p \times 2^{n_o(n_o-1)/2+1}$ strings. And the search domain, $\Omega_{\mathbf{x}_p}$, defined by our path encoding \mathbf{x}_p consists of $(2r)^{n_p}$ combinations. Hence, the total search domain in the genotype space is:

$$\Omega_{\mathbf{x}} = \Omega_{\mathbf{x}_p} * \Omega_{\mathbf{x}_o} = (2r)^{n_p} \times n_p \times 2^{n_o(n_o-1)/2+1}$$

where n_p is the number of phases (computational blocks), n_o is the number of nodes (computational units) in each phase, and r is the original input information resolution. However, for computational tractability, we constrain the search space as follows:

- Each node (computational unit) in a phase (computational block) carries the same sequence of operations, i.e. a 3×3 convolution followed by batch-normalization and ReLU.
- For classification tasks we restrict the search space to only the operation encoding i.e. \mathbf{x}_o and fix the path encoding to 2×2 max-pooling with stride 2, i.e., $\mathbf{x}_p^{(i)} = -2$ and use a global averaging pool before classification layer.
- For regression tasks, we fix the operation encoding \mathbf{x}_o to a residual block, like the one in Newell et al. (2016), and search for the resolution path of the information flow.

It is worth noting that, as a result of nodes in each phase having identical operations, the encoding between genotype and phenotype is a many-to-one mapping. Given the prohibitive computational expense required to train each network architecture before its performance can be assessed, it is essential to avoid evaluating genomes that decode to the same architecture. We develop an algorithm to quickly and approximately identify these duplicate genomes (see Appendix B.3 for details).

3.3 SEARCH PROCEDURE

NSGA-Net is an iterative process in which initial solutions are made gradually better as a group, called *population*. In every iteration, the same number of offspring (new network architectures) are generated from parents selected from the population. Each population member (including both parents and offspring) compete for both survival and reproduction (becoming a parent) in the next iteration. The initial population may be generated randomly or guided by prior-knowledge (e.g. seeding the hand-crafted network architectures into the initial population). The overall NSGA-Net search proceeds in two sequential stages, an *exploration* and *exploitation*.

3.3.1 EXPLORATION

The goal of this stage is to discover diverse ways of connecting nodes to form a phase (computational block). Genetic operations, crossover¹ and mutation, offer an effective mean to realize this goal.

Crossover: The *implicit* parallelism of population-based search approaches can be unlocked when the population members can effectively share (through crossover) building-blocks Holland (1975). In the context of NAS, a phase or the sub-structure of a phase can be viewed as a building-block. We design a homogeneous crossover operator, which takes two selected population members as parents, to create offspring (new network architectures) by inheriting and recombining the building-blocks from parents. The main idea of this crossover operator is to 1) preserve the common building-blocks shared between both parents by inheriting the common bits from both parents' binary bit-strings; 2) maintain, relatively, the same complexity between the parents and their offspring by restricting the number of "1" bits in the offspring's bit-string to lie between the number of "1" bits in both parents. An example of the crossover operator is provided in Figure 5.

Mutation: To enhance the diversity (having different network architectures) of the population and the ability to escape from local optima, we use a bit-flipping mutation operator, which is commonly used

¹Population-based search without crossover, using mutation only, ceases to be a population-based method and is equivalent to running a point-based search individually with different initializations.

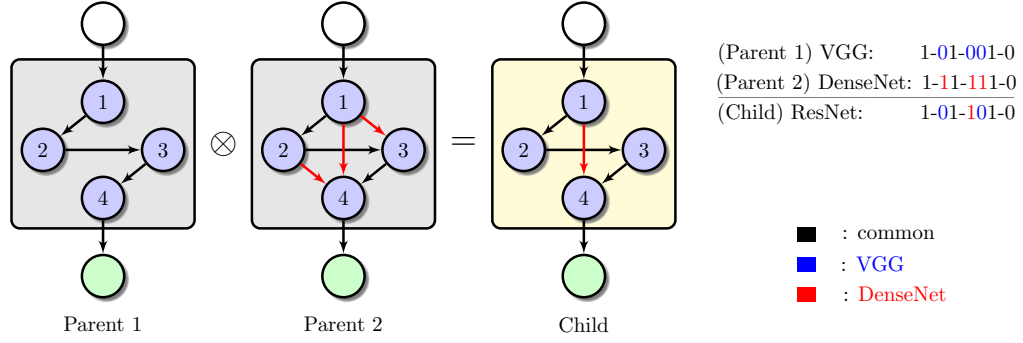


Figure 5: **Crossover Example:** A crossover (denoted by \otimes) of a VGG-like structure with a DenseNet-like structure may result in a ResNet-like network. In the figure, red and blue denotes connections that are unique to VGG and DenseNet respectively, and black shows the connections that are common to both parents. All black bits are retained in the final child encoding, and only the bits that are not common between the parents can potentially be selected at random from one of the parent.

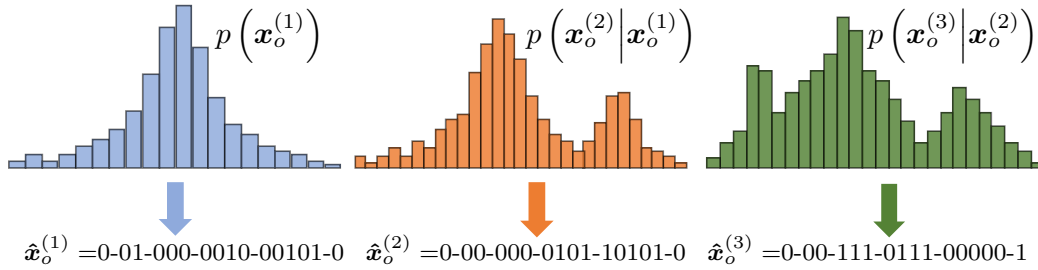


Figure 6: **Exploitation:** Sampling from the Bayesian Network (BN) constructed by NSGA-Net. The histograms represent estimates of the conditional distributions between the network structure between the phases explored during the exploration step and updated during the exploitation step (i.e., using the population archive). During exploitation, networks are constructed by sampling phases from the BN. Fig. 4 shows the architectures that the sampled bit strings, $\{\hat{x}_o^{(1)}, \hat{x}_o^{(2)}, \hat{x}_o^{(3)}\}$ decode to.

in binary-coded genetic algorithms. Due to the nature of our encoding, a one bit flip in the genotype space could potentially create a completely different architecture in the phenotype space. Hence, we restrict the number of bits that can be flipped to be at most one for each mutation operation.

3.3.2 EXPLOITATION

The exploitation stage follows exploration in NSGA-Net. The goal of this stage is to exploit the archive of solutions explored in the previous stage. The exploitation step in NSGA-Net is heavily inspired by the Bayesian Optimization Algorithm (BOA) Pelikan et al. (1999) which is explicitly designed for problems with inherent correlations between the optimization variables. In the context of our NAS encoding, this translates to correlations in the blocks and paths across the different phases. Exploitation uses past information across all networks evaluated to guide the final part of the search.

More specifically, say we have a network with three phases, namely $x_o^{(1)}$, $x_o^{(2)}$, and $x_o^{(3)}$. We would like to know the relationship of the three phases. For this purpose, we construct a Bayesian Network (BN) relating these variables, modeling the probability of networks beginning with a particular phase $x_o^{(1)}$, the probability that $x_o^{(2)}$ follows $x_o^{(1)}$, and the probability that $x_o^{(3)}$ follows $x_o^{(2)}$. In other words we estimate the distributions $p(x_o^{(1)})$, $p(x_o^{(2)} | x_o^{(1)})$, and $p(x_o^{(3)} | x_o^{(2)})$ by using the population history, and update these estimates during the exploitation process. New offspring solutions are created by sampling from this BN. Figure 6 shows a pictorial depiction of this process.

4 EXPERIMENTS

In this section, we demonstrate the efficacy of NSGA-Net to automate the NAS process for two tasks: image classification and object alignment (regression). Due to space constraints, we only present classification results here and present all the regression results in Appendix D.

4.1 PERFORMANCE METRICS

We consider two objectives to guide NSGA-Net based NAS, namely, classification error and computational complexity. A number of metrics can serve as proxies for computational complexity: number of active nodes, number of active connections between the nodes, number of parameters, inference time and number of multiply-add operations (FLOPs) needed to execute the forward pass of a given network. Our initial experiments considered each of these different metrics. We concluded from extensive experimentation that inference time cannot be estimated reliably due to differences and inconsistencies in computing environment, GPU manufacturer and temperature etc. Similarly, the number of parameters, active connections or active nodes only relate to one aspect of computational complexity. In contrast, we found an estimate of FLOPs to be a more accurate and reliable proxy for network complexity. See Appendix C for more details. Therefore, classification error and FLOPs serve as the twin objectives for selecting networks.

For the purpose of quantitatively comparing different multi-objective search methods or different configuration setups of NSGA-Net, we use the hypervolume (HV) performance metric, which calculates the dominated area (hypervolume in the general case) from the a set of solutions (network architectures) to a reference point which is usually an estimate of the nadir point—a vector concatenating worst objective values of the Pareto-frontier. It has been proved that the maximum HV can only be achieved when all solutions are on the Pareto-frontier Fleischer (2003). Hence, the higher the HV measures, the better solutions that are being found in terms of both objectives. See Figure 7 for a hypothetical example.

4.2 IMPLEMENTATION DETAILS

Dataset: We consider the CIFAR-10 Krizhevsky et al. dataset for our classification task. We split the original training set (80%-20%) to create our training and validation sets. The original CIFAR-10 testing set is only utilized at the conclusion of the search to obtain the test accuracy for the models on the final trade-off front. **NSGA-Net hyper-parameters:** We set the number of phases n_p to three and the number of nodes in each phase n_o to six. We also fix the path encoding $\mathbf{x}_p = [-2, -2, -8]$, which decodes to having a max-pooling with stride 2 after the first and the second phase, and a global average pooling layer after the last phase. The initial population is generated by uniform random sampling. The population size is 40 and the number of iterations is 20 for the exploration stage. During exploitation, we reduce the number of iterations by half. Hence, a total of 1,200 network architectures are searched by NSGA-Net. **Network training:** For training each generated network architecture, we use backpropagation with standard stochastic gradient descent (SGD) and a cosine annealing learning rate schedule Loshchilov & Hutter (2016). Our initial learning rate is 0.025 and we train for 25 epochs, which takes about 9 minutes on a NVIDIA 1080Ti GPU implementation in PyTorch Paszke et al. (2017).

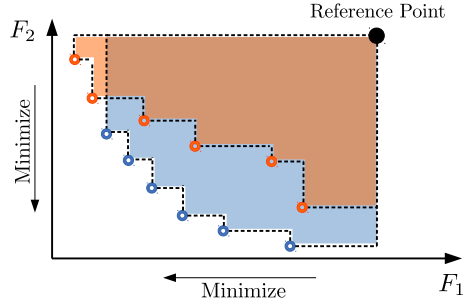


Figure 7: An illustration of the computation of HV in a hypothetical bi-objective scenario with two experiments. The points on the trade-off frontier and a chosen reference point form a bounding box from which HV is computed. Here, the blue experiment would be considered a more desirable result since it covers more of the objective space, even though all its solutions may not dominate all the points shown in orange.

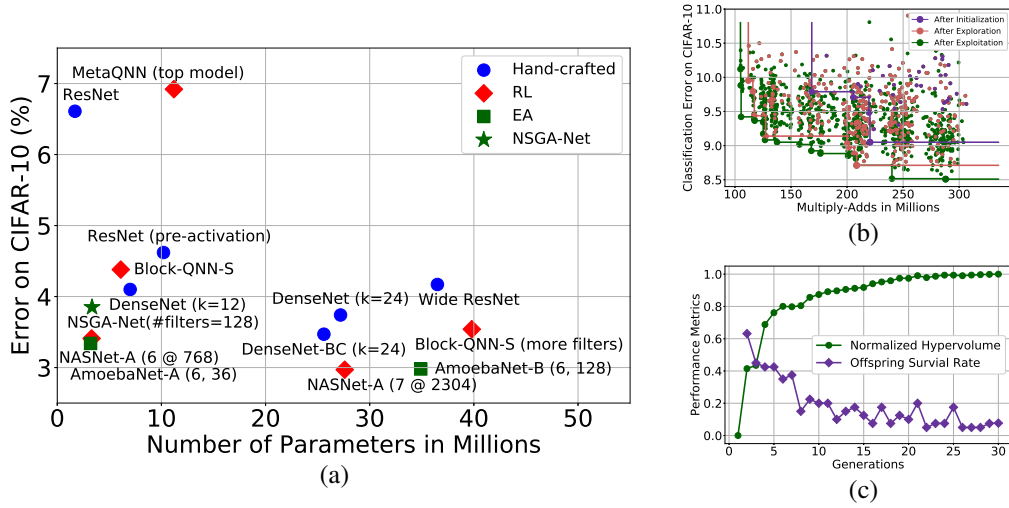


Figure 8: (a) Accuracy Comparison (b) Progression of trade-off frontiers at each stage of NSGA-Net. (c) Generational normalized hypervolume and survival rate of the offspring network architectures.

Table 1: Multiobjective methods for CIFAR-10 (best accuracy for each method)

Method	Error	Other Objective	Compute
PPP-Net Dong et al. (2018)	4.36	FLOPs or Params or Inference Time	Nvidia Titan X
MONAS Hsu et al. (2018a)	4.34	Power	Nvidia 1080Ti
NSGA-Net (Ours)	3.85	FLOPS	Nvidia 1080Ti 8 GPU Days

4.3 RESULTS

Figure 8b shows the bi-objective frontiers obtained by NSGA-Net through the various stages of the search, clearly showcasing a gradual improvement of the whole population. Figure 8c shows two metrics: normalized HV and offspring survival rate, through the different generations of the population. The monotonic increase in the former suggests that a better set of trade-off network architectures have been found over the generations. The monotonic decrease in the latter metric suggests that, not surprisingly, it is increasingly difficult to create better off-springs (than their parents). We can use a threshold on the offspring survival rate as a potential criterion to terminate the current stage of the search process and switch between the exploration and exploitation.

To compare the trade-off front of network architecture obtained from NSGA-Net to other hand-crafted and search-generated architectures, we pick the network architectures with the lowest classification error from the final frontier (the dot in the lower right corner on the green curve in Figure 8b) and extrapolate the network by increasing the number of filters of each node in the phases, and train with the entire official CIFAR-10 training set. The chosen network architecture results in 3.85% classification error on the CIFAR-10 testing set with 3.3 Millions of parameters and 1290 MFLOPs (green star in Figure 8a). Table 4 provides a summary that compares NSGA-Net with other multi-objective NAS methods. We include the comprehensive comparison table in Appendix D.

4.4 ABLATION STUDIES

Here, we first present results comparing NSGA-Net with uniform random sampling (RSearch) from our encoding as a sanity check. It’s clear from Figure 9a that much better set of network architectures

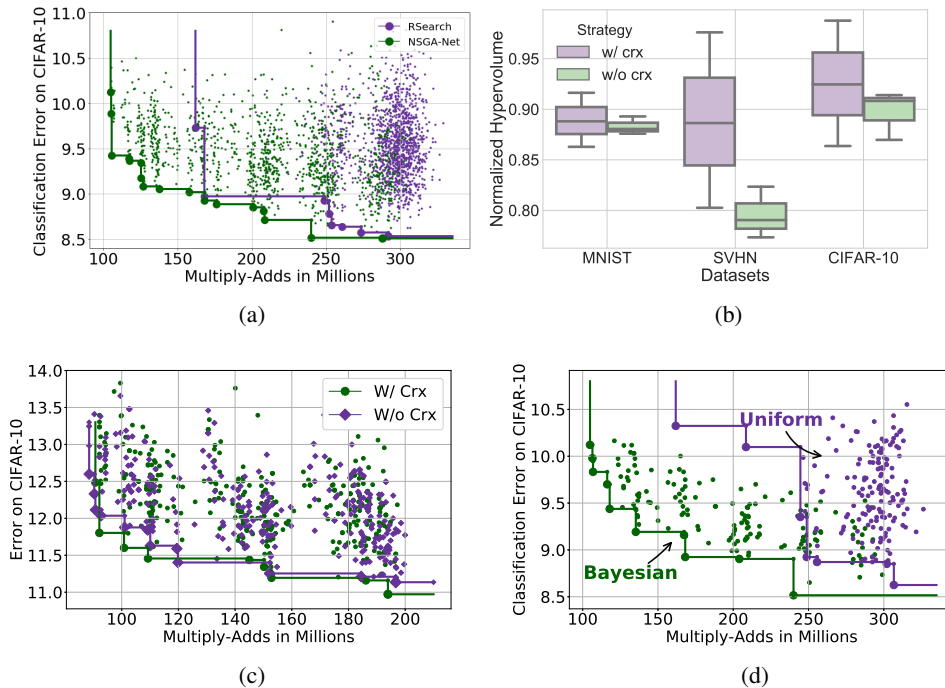


Figure 9: (a) Trade-off frontier comparison between random search and NSGA-Net. (b) Normalized hypervolume statistics over five runs. Higher normalized hypervolume implies better performance on both criteria. (c) Trade-off frontier comparison with and without crossover. (d) Comparison between sampling from uniformly from the encoding space and the Bayesian Network constructed from NSGA-Net exploration population archive.

are obtained using NSGA-Net. Then we present additional results to showcase the benefits of the two main components of our approach: crossover and Bayesian network based offspring creation. **Crossover Operator:** Current state-of-the-art NAS search results Liu et al. (2018); Real et al. (2018) using evolutionary algorithms use mutation alone with enormous computation resources. We quantify the importance of crossover operation in an EA by conducting the following small-scale experiments on different datasets, including MNIST, SVHN, and CIFAR-10. From figs. 9b and 9c, we observe that crossover helps achieve a better trade-off frontier and performance w.r.t. to both criteria across these datasets. **Bayesian Network (BN) based Offspring Creation:** Here we quantify the benefits of the exploitation stage i.e., off-spring creation by sampling from BN. We uniformly sampled 120 network architectures each from our encoding and from the BN constructed on the population archive generated by NSGA-Net at the end of exploration. The architectures sampled from the BN dominate (see Fig.9d) all network architectures created through uniform sampling.

4.5 DISCUSSION

We analyze the intermediate solutions of our search and the trade-off frontiers and make some observations. Upon visualizing networks, like the one in Figure 4, we observe that as network complexity decreases along the front, the search process gravitates towards reducing the complexity by minimizing the amount of processing at higher image resolutions i.e., remove nodes from the phases that are closest to the input to the network. As such, NSGA-Net outputs a set of network architectures that are optimized for wide range of complexity constraints. On the other hand, approaches that search over a single repeated computational block can only control the complexity of the network by manually tuning the number of repeated blocks used. Therefore, NSGA-Net provides a more fine-grained control over the two objectives as opposed to the control afforded by arbitrary repetition of blocks. Moreover, some objectives, for instance susceptibility to adversarial attacks, may not be easily controllable by simple repetition of blocks. Figure 14 in the Appendix shows a subset of networks discovered on the trade-off frontier for CIFAR-10.

5 CONCLUSION

This paper presented NSGA-Net, a multi-objective evolutionary approach for neural architecture search. NSGA-Net affords a number of practical benefits: (1) the design of neural network architectures that can effectively optimize and trade-off multiple, possibly, competing objectives, (2) advantages afforded by population based methods being more effective than optimizing weighted linear combination of objectives, (3) more efficient exploration and exploitation of the search space through a novel crossover scheme and leveraging the entire search history through BOA, and finally (4) output a set of solutions spanning a trade-off front in a single run. Experimentally, by optimizing both prediction performance and computational complexity NSGA-Net finds networks that are significantly better than hand-crafted networks on both objectives and is compares favorably to other state-of-the-art single objective NAS methods for classification on CIFAR-10 and object alignment (regression) on CMUCars.

REFERENCES

- Bowen Baker, Otakrist Gupta, Nikhil Naik, and Ramesh Raskar. Designing neural network architectures using reinforcement learning. In *ICLR*, 2017.
- Vishnu Naresh Boddeti, Takeo Kanade, and BVK Vijaya Kumar. Correlation filters for object alignment. In *CVPR*, 2013.
- Han Cai, Tianyao Chen, Weinan Zhang, Yong Yu, and Jun Wang. Efficient architecture search by network transformation. In *AAAI*, 2018.
- L.-C. Chen, M. D. Collins, Y. Zhu, G. Papandreou, B. Zoph, F. Schroff, H. Adam, and J. Shlens. Searching for Efficient Multi-Scale Architectures for Dense Image Prediction. *arXiv preprint arXiv:1809.04184*, Sep 2018a.
- X. Chen, R. Mottaghi, X. Liu, S. Fidler, R. Urtasun, and A. Yuille. Detect what you can: Detecting and representing objects using holistic models and body parts. In *2014 IEEE Conference on Computer Vision and Pattern Recognition*, pp. 1979–1986, June 2014. doi: 10.1109/CVPR.2014.254.
- Y. Chen, Q. Zhang, C. Huang, L. Mu, G. Meng, and X. Wang. Reinforced Evolutionary Neural Architecture Search. *ArXiv e-prints*, Aug 2018b.
- Francisco Chicano, Darrell Whitley, Gabriela Ochoa, and Renato Tinós. Optimizing one million variable nk landscapes by hybridizing deterministic recombination and local search. In *GECCO*, pp. 753–760. ACM, 2017.
- Matthieu Courbariaux, Itay Hubara, Daniel Soudry, Ran El-Yaniv, and Yoshua Bengio. Binarized neural networks: Training deep neural networks with weights and activations constrained to+1 or-1. *arXiv preprint arXiv:1602.02830*, 2016.
- K. Deb and C. Myburgh. A population-based fast algorithm for a billion-dimensional resource allocation problem with integer variables. *European Journal of Operational Research*, 261(2): 460–474, 2017.
- Kalyanmoy Deb, Samir Agrawal, Amrit Pratap, and Tanaka Meyarivan. A fast elitist non-dominated sorting genetic algorithm for multi-objective optimization: Nsga-ii. In *International Conference on Parallel Problem Solving From Nature*, pp. 849–858. Springer, 2000.
- Jin-Dong Dong, An-Chieh Cheng, Da-Cheng Juan, Wei Wei, and Min Sun. PPP-Net: Platform-aware progressive search for pareto-optimal neural architectures. In *ICLR*, 2018.
- T. Elsken, J. Hendrik Metzen, and F. Hutter. Efficient Multi-objective Neural Architecture Search via Lamarckian Evolution. *arXiv preprint arXiv:1804.09081*, April 2018.
- M. Fleischer. The measure of Pareto optima: Applications to multi-objective optimization. In *EMO*, 2003.
- D. E. Goldberg. *Genetic Algorithms for Search, Optimization, and Machine Learning*. Reading, MA: Addison-Wesley, 1989.

-
- David E. Goldberg and Kalyanmoy Deb. A comparative analysis of selection schemes used in genetic algorithms. volume 1 of *Foundations of Genetic Algorithms*, pp. 69 – 93. Elsevier, 1991. doi: <https://doi.org/10.1016/B978-0-08-050684-5.50008-2>. URL <http://www.sciencedirect.com/science/article/pii/B9780080506845500082>.
- Kaiming He, Xiangyu Zhang, Shaoqing Ren, and Jian Sun. Deep residual learning for image recognition. In *CVPR*, 2016a.
- Kaiming He, Xiangyu Zhang, Shaoqing Ren, and Jian Sun. Identity mappings in deep residual networks. In *ECCV*, 2016b.
- J. H. Holland. *Adaptation in Natural and Artificial Systems*. Ann Arbor, MI: MIT Press, 1975.
- Andrew G Howard, Menglong Zhu, Bo Chen, Dmitry Kalenichenko, Weijun Wang, Tobias Weyand, Marco Andreetto, and Hartwig Adam. Mobilenets: Efficient convolutional neural networks for mobile vision applications. *arXiv preprint arXiv:1704.04861*, 2017.
- C.-H. Hsu, S.-H. Chang, D.-C. Juan, J.-Y. Pan, Y.-T. Chen, W. Wei, and S.-C. Chang. MONAS: Multi-Objective Neural Architecture Search using Reinforcement Learning. *arXiv preprint arXiv:1806.10332*, June 2018a.
- C.-H. Hsu, S.-H. Chang, D.-C. Juan, J.-Y. Pan, Y.-T. Chen, W. Wei, and S.-C. Chang. Neural architecture optimization. *arXiv preprint arXiv:1808.07233*, Aug 2018b.
- Gao Huang, Zhuang Liu, Laurens van der Maaten, and Kilian Q Weinberger. Densely connected convolutional networks. In *CVPR*, 2017.
- Felix Juefei-Xu, Vishnu Naresh Boddeti, and Marios Savvides. Local binary convolutional neural networks. In *CVPR*, 2017.
- K. Kandasamy, W. Neiswanger, J. Schneider, B. Póczos, and E. Xing. Neural Architecture Search with Bayesian Optimisation and Optimal Transport. *arXiv preprints arXiv:1802.07191*, Feb 2018.
- Y.H. Kim, B. Reddy, S. Yun, and C. Seo. NEMO: Neuro-evolution with multiobjective optimization of deep neural network for speed and accuracy. In *JMLR: Workshop and Conference Proceedings*, volume 1, pp. 1–8, 2017.
- Juhani Koski. Defectiveness of weighting method in multicriterion optimization of structures. *Communications in Applied Numerical Methods*, 1(6):333–337, 11 1985. doi: 10.1002/cnm.1630010613. URL <https://onlinelibrary.wiley.com/doi/abs/10.1002/cnm.1630010613>.
- Alex Krizhevsky and Geoffrey Hinton. Learning multiple layers of features from tiny images. Technical report, Citeseer, 2009.
- Alex Krizhevsky, Vinod Nair, and Geoffrey Hinton. CIFAR-10 (Canadian Institute for Advanced Research). URL <http://www.cs.toronto.edu/~kriz/cifar.html>.
- Alex Krizhevsky, Ilya Sutskever, and Geoffrey E Hinton. Imagenet classification with deep convolutional neural networks. In *NIPS*. 2012.
- J. Liang, E. Meyerson, and R. Miikkulainen. Evolutionary Architecture Search For Deep Multitask Networks. *ArXiv e-prints*, March 2018.
- Chenxi Liu, Barret Zoph, Jonathon Shlens, Wei Hua, Li-Jia Li, Li Fei-Fei, Alan L. Yuille, Jonathan Huang, and Kevin Murphy. Progressive neural architecture search. *CoRR*, abs/1712.00559, 2017. URL <http://arxiv.org/abs/1712.00559>.
- Hanxiao Liu, Karen Simonyan, Oriol Vinyals, Chrisantha Fernando, and Koray Kavukcuoglu. Hierarchical representations for efficient architecture search. In *ICLR*, 2018. URL <https://openreview.net/forum?id=BJQRKzbA->.
- I. Loshchilov and F. Hutter. SGDR: Stochastic Gradient Descent with Warm Restarts. *arXiv preprint arXiv:1608.03983*, August 2016.

-
- Mitchell Marcus, Grace Kim, Mary Ann Marcinkiewicz, Robert MacIntyre, Ann Bies, Mark Ferguson, Karen Katz, and Britta Schasberger. The penn treebank: Annotating predicate argument structure. In *Proceedings of the Workshop on Human Language Technology, HLT '94*, pp. 114–119, Stroudsburg, PA, USA, 1994. Association for Computational Linguistics. ISBN 1-55860-357-3. doi: 10.3115/1075812.1075835. URL <https://doi.org/10.3115/1075812.1075835>.
- R. Miikkulainen, J. Liang, E. Meyerson, A. Rawal, D. Fink, O. Francon, B. Raju, H. Shahrzad, A. Navruzyan, N. Duffy, and B. Hodjat. Evolving Deep Neural Networks. *arXiv preprint arXiv:1703.00548*, March 2017.
- Alejandro Newell, Kaiyu Yang, and Jia Deng. Stacked hourglass networks for human pose estimation. In Bastian Leibe, Jiri Matas, Nicu Sebe, and Max Welling (eds.), *ECCV*, 2016.
- Adam Paszke, Sam Gross, Soumith Chintala, Gregory Chanan, Edward Yang, Zachary DeVito, Zeming Lin, Alban Desmaison, Luca Antiga, and Adam Lerer. Automatic differentiation in PyTorch. 2017.
- Gerulf KM Pedersen and Zhenyu Yang. Multi-objective pid-controller tuning for a magnetic levitation system using nsga-ii. In *GECCO*, pp. 1737–1744. ACM, 2006.
- Martin Pelikan, David E Goldberg, and Erick Cantú-Paz. Boa: The bayesian optimization algorithm. In *GECCO*, pp. 525–532. Morgan Kaufmann Publishers Inc., 1999.
- Hieu Pham, Melody Y. Guan, Barret Zoph, Quoc V. Le, and Jeff Dean. Efficient neural architecture search via parameter sharing. *CoRR*, abs/1802.03268, 2018. URL <http://arxiv.org/abs/1802.03268>.
- Mohammad Rastegari, Vicente Ordonez, Joseph Redmon, and Ali Farhadi. Xnor-net: Imagenet classification using binary convolutional neural networks. In *ECCV*, 2016.
- E. Real, S. Moore, A. Selle, S. Saxena, Y. L. Suematsu, J. Tan, Q. Le, and A. Kurakin. Large-Scale Evolution of Image Classifiers. *arXiv preprint arXiv:1703.01041*, March 2017.
- E. Real, A. Aggarwal, Y. Huang, and Q. V Le. Regularized Evolution for Image Classifier Architecture Search. *arXiv preprint arXiv:1802.01548*, Feb 2018.
- S. Ruder. An overview of gradient descent optimization algorithms. *ArXiv e-prints*, Sep 2016.
- Karen Simonyan and Andrew Zisserman. Very Deep Convolutional Networks for Large-scale Image Recognition. In *ICLR*, 2015.
- Kenneth O. Stanley and Risto Miikkulainen. Evolving neural networks through augmenting topologies. *Evol. Comput.*, 10(2):99–127, June 2002. ISSN 1063-6560. doi: 10.1162/106365602320169811. URL <http://dx.doi.org/10.1162/106365602320169811>.
- Christian Szegedy, Wei Liu, Yangqing Jia, Pierre Sermanet, Scott Reed, Dragomir Anguelov, Dumitru Erhan, Vincent Vanhoucke, and Andrew Rabinovich. Going deeper with convolutions. In *CVPR*, 2015.
- Ma Guadalupe Castillo Tapia and Carlos A Coello Coello. Applications of multi-objective evolutionary algorithms in economics and finance: A survey. In *CEC*, pp. 532–539. IEEE, 2007.
- Frank Hutter Thomas Elsken, Jan Hendrik Metzen. Simple and efficient architecture search for convolutional neural networks. In *ICLR*, 2018.
- Christopher John Cornish Hellaby Watkins. *Learning from Delayed Rewards*. PhD thesis, King’s College, Cambridge, UK, May 1989. URL http://www.cs.rhul.ac.uk/~chrisw/new_thesis.pdf.
- Shih-En Wei, Varun Ramakrishna, Takeo Kanade, and Yaser Sheikh. Convolutional pose machines. In *CVPR*, 2016a.
- Tao Wei, Changhu Wang, Yong Rui, and Chang Wen Chen. Network morphism. In *ICML*, 2016b.
- L. Xie and A. Yuille. Genetic CNN. In *ICCV*, Oct 2017.

-
- Sergey Zagoruyko and Nikos Komodakis. Wide residual networks. In *BMVC*, 2016.
- Zhao Zhong, Junjie Yan, and Cheng-Lin Liu. Practical network blocks design with q-learning. *CoRR*, abs/1708.05552, 2017. URL <http://arxiv.org/abs/1708.05552>.
- B. Zoph and Q. V. Le. Neural Architecture Search with Reinforcement Learning. *arXiv preprint arXiv:1611.01578*, Nov 2016.
- B. Zoph, V. Vasudevan, J. Shlens, and Q. V. Le. Learning Transferable Architectures for Scalable Image Recognition. *arXiv preprint arXiv:1707.07012*, July 2017.

Appendix

A RELATED WORK CONTINUED

As mentioned in the main paper, NAS has seen a methodological explosion in the past 2 years. Table 2 attempts to summarize the published and relevant methods in this area. A more complete listing, including unpublished methods, would be much longer. It is natural to group methods into EA and RL approaches, with some more exotic methods that fit into neither. The main motivation of EA methods is to treat structuring a network as a combinatorial optimization problem. EAs operate with a population that makes small changes (mutation) and mixes parts (crossover) of solutions to guide a search toward optimal solutions. RL, on the other hand, views constructing a network as a decision process. Usually, an agent is trained to optimally choose the pieces of a network in a particular order. We briefly review a few methods here.

Reinforcement Learning: Q -learning Watkins (1989) is a widely popular value iteration method used for RL. The MetaQNN method Baker et al. (2017) employs an ϵ -greedy Q -learning strategy with experience replay to search connections between convolution, pooling, and fully connected layers, and the operations carried out inside the layers. Zhong et al. (2017) extended this idea with the BlockQNN method. BlockQNN searches the design of a computational block with the same Q -learning approach. The block that is then repeated to construct a network. This method allows for a much more general network and achieves better results than its predecessor on CIFAR-10.

A policy gradient method seeks to approximate some non-differentiable reward function to train a model that requires parameter gradients, like a neural network. Zoph and Le Zoph & Le (2016) first applied this method in architecture search to train a recurrent neural network controller that constructs networks. The original method in Zoph & Le (2016) uses the controller to generate the entire network at once. This contrasts from its successor, NASNet Zoph et al. (2017), which designs a convolutional and pooling block that is repeated to construct a network. NASNet outperforms its predecessor and produces a network achieving state-of-the-art error rate on CIFAR-10. NSGA-Net differs from RL methods by using precise selection criteria—in fact, any EA method shares this characteristic. More specifically, networks are selected for their accuracy on a task, rather than an approximation of accuracy, along with computational complexity. Furthermore, the most successful RL methods search only a computational block that is repeated to create a network, NSGA-Net allows for search across computational blocks and combinations of blocks. Hsu *et al.* Hsu et al. (2018a) extend the NASNet approach to a multiobjective domain to optimize a linear combination of accuracy and energy consumption. However, a linear combination of objectives has been characterized as suboptimal Deb et al. (2000).

Evolutionary Algorithms: Designing neural networks through evolution, or *neuroevolution*, has been a topic of interest for some time, first showing popular success in 2002 with the advent of the neuroevolution of augmenting topologies (NEAT) algorithm Stanley & Miikkulainen (2002). In its original iteration, NEAT only performs well on comparatively small networks. Miikkulainen et al. (2017) attempt to extend NEAT to deep networks with CoDeepNEAT using a co-evolutionary approach that achieved limited results on the CIFAR-10 dataset. CoDeepNEAT does, however, produce state-of-the-art results in the Omniglot multi-task learning domain Liang et al. (2018).

Real et al. Real et al. (2017) introduced perhaps the first truly large scale application of a simple evolutionary algorithm. The extension of this method presented in Real et al. (2018), called AmoebaNet, provided the first large scale comparison of EC and RL methods. Their simple EA searches over the same space as NASNet Zoph et al. (2017) and has shown faster convergence to an accurate network when compared to RL and random search. Furthermore, AmoebaNet obtains the state-of-the-art results on CIFAR-10.

Conceptually, NSGA-Net is closest to the Genetic CNN Xie & Yuille (2017) algorithm. Genetic CNN uses a binary encoding that corresponds to connections in convolutional blocks. In NSGA-Net we augment the original encoding and genetic operations by (1) adding an extra bit for a residual connection, (2) introducing an encoding scheme for multi-resolution processing, and (3) introducing within-phase crossover. We also introduce a multi-objective based selection scheme. Moreover, we

also diverge from Genetic CNN by incorporating a Bayesian network in our search to fully utilize past population history.

Evolutionary multiobjective approaches have been limited in past work. Kim *et al.* Kim et al. (2017) present an algorithm utilizing NSGA-II Deb et al. (2000), however their method only searches over hyperparameters and a small fixed set of architectures. The evolutionary method shown in Elsken et al. (2018) uses weight sharing through network morphisms Wei et al. (2016b) and approximate morphisms as mutations and uses a biased sampling to select for novelty from the objective space rather than a principled selection scheme like NSGA-II Deb et al. (2000). Network morphisms are also an important method in many approaches. They allow for a network to be “widened” or “deepened” in a manner that maintains functional equivalence. For architecture search, this allows for easy parameter sharing after a perturbation in a network’s architecture.

Other Methods: Methods that do not subscribe to either an EA or RL paradigm have also shown success in architecture search. In Liu et al. (2017) Liu *et al.* present a method that progressively expands networks from simple cells and only trains networks the best K networks that are predicted to be promising by a RNN meta-model of the encoding space. Dong *et al.* extended Dong et al. (2018) this method to use a multiobjective approach, selected the K networks based on their Pareto optimality when compared to other networks. Luo *et al.* Hsu et al. (2018b) also present a meta-model approach that generates models with state of the art accuracy. This approach may be ad hoc as no analysis is presented on how the progressive search affects the trade-off frontier. Elsken *et al.* Thomas Elsken (2018) use a simple hill climbing method along with a network morphism Wei et al. (2016b) approach to optimize network architectures quickly on limited resources. Chen *et al.* Chen et al. (2018b) combine the ideas of RL and EA. A population of networks is maintained and are selected for mutation with tournament selection Goldberg & Deb (1991). A recurrent network is used as a controller to learn an effective strategy to apply mutations to networks. Networks are then trained and the worst performing network in the population is replaced. This approach generates state of the art results for the ImageNet classification task. Chen *et al.* show in Chen et al. (2018a) that an augmented random search approach to optimize networks for a semantic segmentation application. Finally, Kandasamy *et al.* Kandasamy et al. (2018) present a Gaussian process based approach to optimize network architectures, viewing the process through a Bayesian optimization lens.

B ENCODING DETAILS

The overall architecture comprises of different phases (computational blocks), within each phase, the resolution of the information is maintained. Each phase comprises of a set of nodes (basic computational unit) which are operation or a sequence of operations to be performed on the inputs. The maximum number of phases n_p in an overall neural-network architecture is pre-specified. Resolution of a phase is determined by path encoding \mathbf{x}_p , while, the set of operations to be executed within a given phase is encoded in \mathbf{x}_o vector. In the following sections, we discuss the *operation encoding* \mathbf{x}_o and the *path encoding* \mathbf{x}_p that are combined to create an entire network genotype $\mathbf{x} = (\mathbf{x}_p, \mathbf{x}_o)$.

B.1 OPERATION ENCODING: \mathbf{x}_o

We emphasize that this encoding is originally used in Xie & Yuille (2017). We present a small variation on that method with a different notation here. A *phase* is a computational block of the overall neural-network architecture. Thus, each phase is a convolution-neural-network by itself. We will first explain the operation-encoding for a phase, $\mathbf{x}_o^{(i)}$, where i is the phase number/phase-id. The overall operation-encoding \mathbf{x}_o is then generated by concatenating these phase-encodings $\mathbf{x}_o^{(i)}$, i.e. $\mathbf{x}_o = [\mathbf{x}_o^{(1)}, \mathbf{x}_o^{(2)}, \dots, \mathbf{x}_o^{(n_p)}]$, where n_p is the number of phases.

The proposed encoding scheme is similar to the one presented in Xie & Yuille (2017), with a minor modification, wherein we append an extra bit to represent a direct connection from the *main input* to the *main output*. The resultant architecture is a directed graph where each *node* of the graph encapsulates following operations in sequence: *convolution* (3×3), *batch-normalization* and *ReLU*. Nodes are assigned with a *node-id*, which can be assume an integer value from 1 to n . Information in the neural network architecture is constrained to flow from a node with lower node-id to a node with higher node-id. Binary encoding is then generated as follows:

Table 2: Summary of relevant related work along with datasets each method has been applied to, objectives optimized, and the computational power used (if reported). Methods not explicitly named are presented as the author names. PTB refers to the Penn Treebank Marcus et al. (1994) dataset. The Dataset(s) column describes what datasets the method performed a search with, meaning other datasets may have been presented in a study, but not used to perform architecture search. A dash represents some information not being provided. We attempt to limit the focus here to published methods, though some unpublished methods may be listed for historical contingency.

	Method Name	Dataset(s)	Objective(s)	Compute Used
RL	Zoph and Lee Zoph & Le (2016)	CIFAR-10, PTB	Accuracy	800 Nvidia K80 GPUs 22,400 GPU Hours
	NASNet Zoph et al. (2017)	CIFAR-10	Accuracy	500 Nvidia P100 GPUs 2,000 GPU Hours
	BlockQNN Zhong et al. (2017)	CIFAR-10	Accuracy	32 Nvidia 1080Ti GPUs 3 Days
	MetaQNN Baker et al. (2017)	SVHN, MNIST CIFAR-10	Accuracy	10 Nvidia GPUs 8-10 Days
	MONAS Hsu et al. (2018a)	CIFAR-10	Accuracy & Power	Nvidia 1080Ti GPUs
	EAS Cai et al. (2018)	SVHN, CIFAR-10	Accuracy	5 Nvidia 1080Ti GPUs 2 Days
	ENAS Pham et al. (2018)	CIFAR-10, PTB	Accuracy	1 Nvidia 1080Ti GPUs < 16 Hours
EA	CoDeepNEAT Miikkulainen et al. (2017)	CIFAR-10, PTB	Accuracy	1 Nvidia 980 GPU
	Real <i>et al.</i> Real et al. (2017)	CIFAR-10, CIFAR-100	Accuracy	-
	AmoebaNet Real et al. (2018)	CIFAR-10	Accuracy	450 Nvidia K40 GPUs ~7 Days
	GeNet Xie & Yuille (2017)	CIFAR-10	Accuracy	10 GPUs 17 GPU Days
	NEMO Kim et al. (2017)	MNIST, CIFAR-10 Drowsiness Dataset	Accuracy & Latency	60 Nvidia Tesla M40 GPUs
	Liu <i>et al.</i> Liu et al. (2018)	CIFAR-10	Accuracy	200 Nvidia P100 GPUs
	LEMONADE Elsken et al. (2018)	CIFAR-10	Accuracy	Titan X GPUs 56 GPU Days
	PNAS Liu et al. (2017)	CIFAR-10	Accuracy	-
	PPP-Net Dong et al. (2018)	CIFAR-10	Accuracy & Params/FLOPS/Time	Nvidia Titan X Pascal
Other	NASBOT Kandasamy et al. (2018)	CIFAR-10 Various	Accuracy	2-4 Nvidia 980 GPUs
	DPC Chen et al. (2018a)	Cityscapes Chen et al. (2014)	Accuracy	370 GPUs 1 Week
	NAO Hsu et al. (2018b)	CIFAR-10	Accuracy	200 Nvidia V100 GPUs 1 Day

- Starting from node-2, each node has its corresponding substring of length $j - 1$ (where j is the *node-id*, and $j \geq 2$).

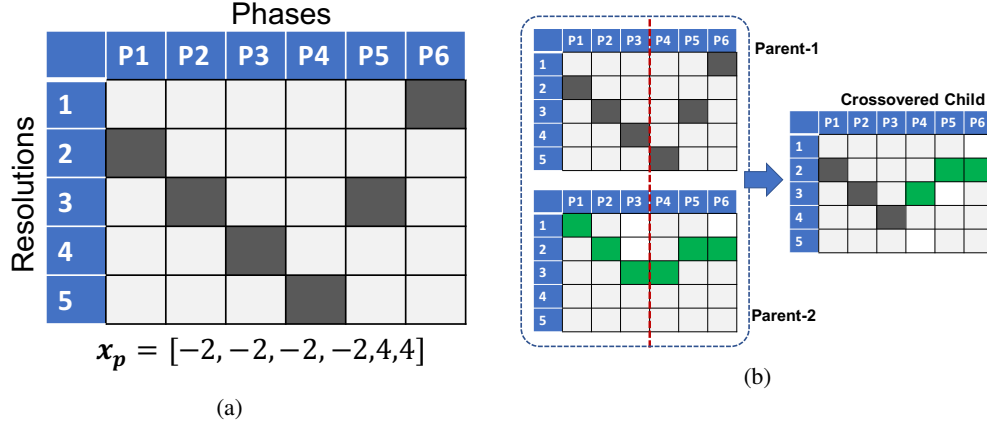


Figure 10: (a) An example of the path encoding in NSGA-Net. (b) An example of path crossover in NSGA-Net.

- Elements of the binary substring of j^{th} node can be represented by $b_i^{(j)}$, where $i = 1, \dots, j-1$ and

$$b_i^{(j)} = \begin{cases} 1 & \text{if node } i \text{ is connected to node } j \\ 0 & \text{otherwise} \end{cases}$$

Thus, for a phase with n -nodes, $n \times (n-1)/2$ bits are required to generate the encoding. It is possible for some nodes to have only outflow of the information and no input, while some nodes can have only inflow of the information and no output connection. These types of nodes are connected to the *main-input-node* and the *main-output-node*, respectively. Nodes which are devoid of any inputs and outputs (hanging nodes), are expelled from the final architecture. An extra bit is appended to represent a residue connection from the main-input-node to the main-output-node.

Finally, operation encoding \mathbf{x}_o of the overall-network is generated by concatenating encodings ($x_o^{(j)}$) of each phase. If the maximum number of nodes a phase j can have is $n_n^{(j)}$, and the maximum number of phases allowed in the final architecture is n_p , then the length of \mathbf{x}_o will be $\sum_{i=1}^{n_p} n_n^{(i)} = L_s$.

The search-space of \mathbf{x}_o thus comprises of 2^{L_s} binary-strings. This search-space however has redundancy as multiple sub-strings/genomes can decode to generate identical directed-graph. Since the training of a convolution-neural-network is a computationally expensive task, it is necessary to avoid training of the same CNN architecture which is represented by a different encoding. To achieve this, we have devised an approximate duplicate-check algorithm, described in Section B.3.

B.2 PATH ENCODING \mathbf{x}_p

As mentioned before, the main neural-network is partitioned into different phases and each phase operates at a particular image-resolution. A n_p -dimensional vector, \mathbf{x}_p (where n_p is the maximum number of phases a neural-network architecture can have), is used to store the information about the resolution of each phase.

In NSGA-Net, the path encoding, $\mathbf{x}_p = (\mathbf{x}_p^{(1)}, \mathbf{x}_p^{(2)}, \dots, \mathbf{x}_p^{(n_p)})$, is a n_p -dimensional integer vector whose entries are in the range $[-r, r]$, where r is the original input information resolution (e.g. for CIFAR-10, $r = 32$) and n_p is the number of phases (computational blocks) in the network. Each $\mathbf{x}_p^{(i)}$ indicates the stride value for the pooling operation after i^{th} phase, where positive encodes up-sampling, negative encodes down-sampling and zero encodes no pooling operation. See 10a for a pictorial representation of this. See 10b for an example of path-based crossover.

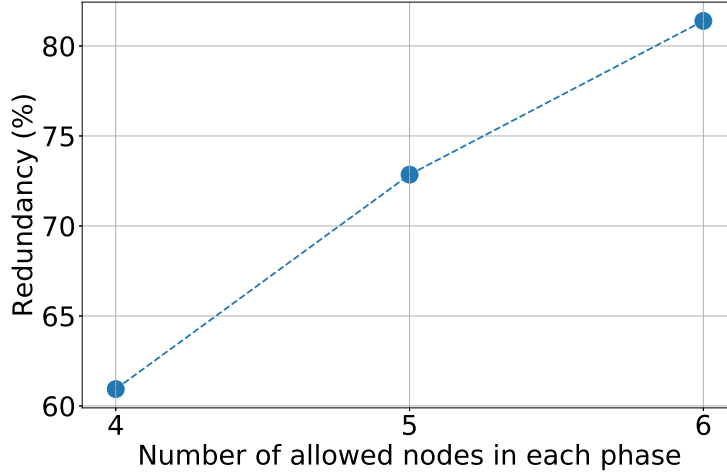


Figure 11: Increase in operation redundancy as node count increases.

B.3 DUPLICATE CHECKING AND REMOVAL

Due to the directed acyclic nature of our encoding, redundancy exists in the search space defined by our coding, meaning that there exist multiple encoding strings that decode to the same network architecture. Empirically, we have witnessed the redundancy becomes more and more severe as the allowed number of nodes in each phase’s computational block increase, as shown in Figure 11.

Since the training of a deep network is a computationally taxing task, it is essential to avoid the re-computation of the same architecture. In this section, we will provide with an overview of an algorithm we developed to quickly and approximately do a *duplicate-check* on genomes. The algorithm takes two genomes to be compared as an input, and outputs a *flag* to indicate if the supplied genomes decode to same architecture.

In general, comparing two graphs is NP-hard, however, given that we are working with Directed Acyclic Graphs with every node being the same in terms of operations, we were able to design an efficient network architecture duplicate checking method to identify most of the duplicates if not all. The method is built on top of simply intuition that under such circumstances, the duplicate network architectures should be identified by swapping the node numbers. Examples are provided in Figure 12. Our duplicates checking method first derive the connectivity matrix from the bit-string, which will have positive 1 indicating there is an input to that particular node and negative 1 indicating an output from that particular node. Then a series row-and-column swapping operation takes place, which essentially try to shuffle the node number to check if two connectivity matrix can be exactly matched. Empirically, we have found this method performs very efficiently in identifying duplicates. An example of different operation encoding bit-strings decode to the same network phase is provided in Figure 12.

C NETWORK ARCHITECTURE COMPLEXITY ESTIMATION

We argue that the choice of inference time or number of parameters as proxies for computational complexity are sub-optimal and ineffective in practice. In fact, we initially considered both of these objectives. We concluded from extensive experimentation that inference time cannot be estimated reliably due differences and inconsistencies in computing environment, GPU manufacturer, and GPU temperature etc. Similarly, the number of parameters only relates one aspect of computational complexity. Instead, we chose to use Multiply-Adds (FLOPs) for our second objective. The following table compares the number of active nodes, the number of connections, the total number of parameters and the multiply-adds over a few sampled architecture building blocks. See Table 3 for examples of these calculations.

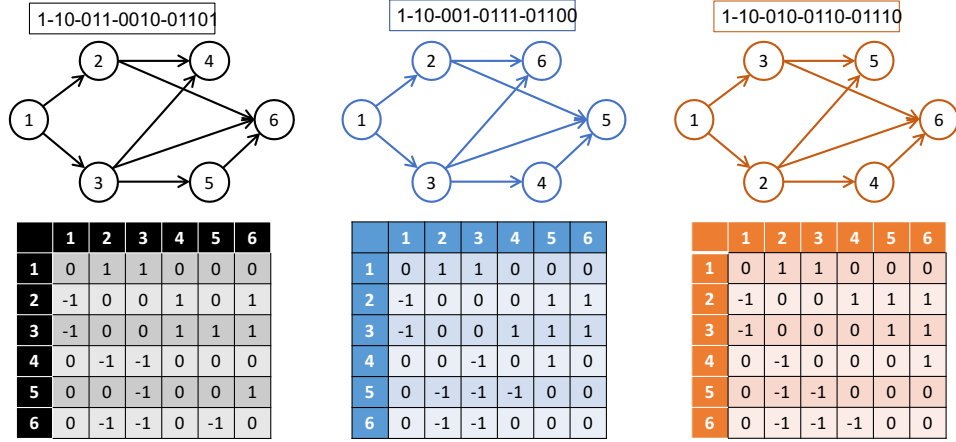


Figure 12: Examples of different encoding bit strings that decode to the same network computation block.

Table 3: Network examples comparing the number of active nodes, number of connections, number of parameters and number of multiply-adds.

Networks	Nodes	Conn.	Params.	Multiply-adds
	3	4	113 K	101 M
	4	6	159 K	141 M
	4	7	163 K	145 M
	5	9	208 K	186 M
	5	10	216 K	193 M
	6	13	265 K	237 M

D EXPERIMENTAL RESULTS CONTINUED

Due to space constraints in the main paper, we present more interesting results here to show how NSGA-Net performs in comparison to other state-of-the-art methods.

D.1 REGRESSION TASK DETAILS

In this section, we demonstrate another example of using NSGA-Net to find a set of efficient trade-off network architectures for object alignment task. We use the CMU-Car dataset described in Boddeti et al. (2013). The CMU-Car dataset is an object alignment task containing around 10,000 car images in different orientations and environments.

Similarly to the classification example, we again use an 80/20 train/validation split from the original training set and the testing set contains only images of occluded cars and the training does not. For both tasks during the search *the testing data is not touched until the search concludes*. For back-propagation in object alignment, we use RMSProp Ruder (2016) again with a cosine annealing

Table 4: NSGA-Net results (error rate) compare with state-of-the-art methods on CIFAR-10 (C-10) and CIFAR-100 (C-100) datasets.

Methods	Param.	Multiply	Error		# Models	GPU	GPU
			-Adds	C-10 C-100		Sampled	Days Model
Hand Crafted	VGG Simonyan & Zisserman (2015)	-	-	7.25	-	-	-
	ResNet He et al. (2016a)	1.7M	253M	6.61	-	-	-
	Wide ResNet Zagoruyko & Komodakis (2016)	36.5M	5953M	4.17	20.50	-	-
	ResNet (pre-activation) He et al. (2016b)	10.2M	-	4.62	22.71	-	-
	DenseNet (k = 12) Huang et al. (2017)	7.0M	-	4.10	20.20	-	-
	DenseNet (k = 24) Huang et al. (2017)	27.2M	-	3.74	19.25	-	-
RL	DenseNet-BC (k = 40) Huang et al. (2017)	25.6M	-	3.47	17.18	-	-
	MetaQNN (top model) Baker et al. (2017)	11.2M	-	6.92	27.14	2,700	100
	Block-QNN-S Zhong et al. (2017)	6.1M	-	4.38	20.65	10,800	96 Titan X
	Block-QNN-S more filters Zhong et al. (2017)	39.8M	-	3.54	18.06	10,800	96 Titan X
	NASNet-A (6 @ 768) Zoph et al. (2017)	3.3M	-	3.41	-	45,000	2,000 P100
	NASNet-A (7 @ 2304) Zoph et al. (2017)	27.6M	-	2.97	-	45,000	2,000 P100
EA	MONAS Hsu et al. (2018a)	-	-	4.34	-	-	1080Ti
	GeNet v2 Xie & Yuille (2017)	-	-	7.10	-	-	Titan X
	CoDeepNEAT Miikkulainen et al. (2017)	-	-	7.30	-	7,200	-
	HierarchicalLiu et al. (2018)	-	-	3.63	-	7,000	300 P100
	AmoebaNet-A (6, 36) Real et al. (2018)	3.2M	-	3.34	-	20,000	3,150
	AmoebaNet-B (6, 128) Real et al. (2018)	34.9M	-	2.98	-	20,000	3,150
	PPP-Net Dong et al. (2018)	11.39M	1364M	4.36	-	-	Titan X
	RSearch w/ our encoding	3.3M	1247M	3.86	21.97	-	-
	NSGA-Net(#filters = 128)	3.3M	1290M	3.85	20.74	1,200	8 1080Ti
	NSGA-Net(#filters = 256)	11.6M	4534M	3.72	19.83	1,200	8 1080Ti

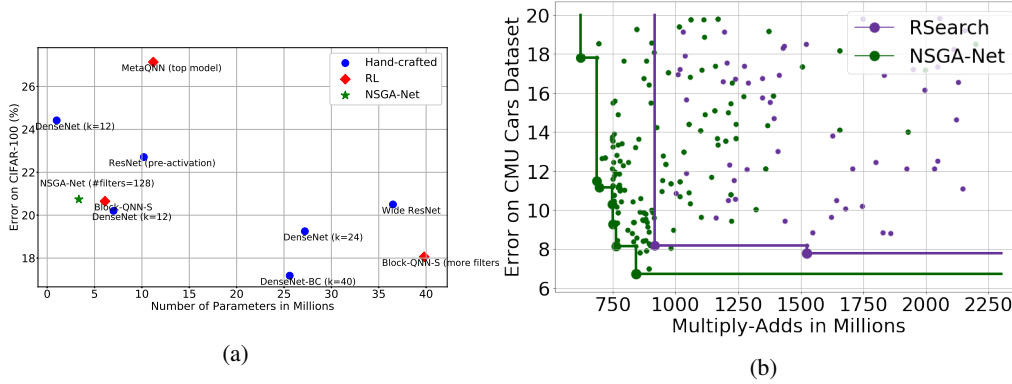


Figure 13: (a) CIFAR-100 results comparing hand-crafted neural networks architectures and neural architecture search found networks in the criterion space. Note that NSGA-Net is a non-dominated point. (b) Trade-off frontiers comparing NSGA-Net and RSearch on CMU-Cars dataset.

learning rate Loshchilov & Hutter (2016). Our initial learning rate is 0.00025 and we train for 20 epochs which takes about 50 minutes on a single NVIDIA 1080Ti GPU.

D.2 RESULTS

Classification task: Firstly, for the classification task on CIFAR-10 dataset, a more comprehensive comparison with state-of-art methods including both hand-crafted and search-generated is provided in Table 4. And examples of the efficient trade-off network architectures found by NSGA-Net on CIFAR-10 are provided in Figure 14. The reported NSGA-Net architecture in Table 4 with 128 filters is also trained on CIFAR-100, and the resulting performance compared to other methods is shown in Figure 13a.

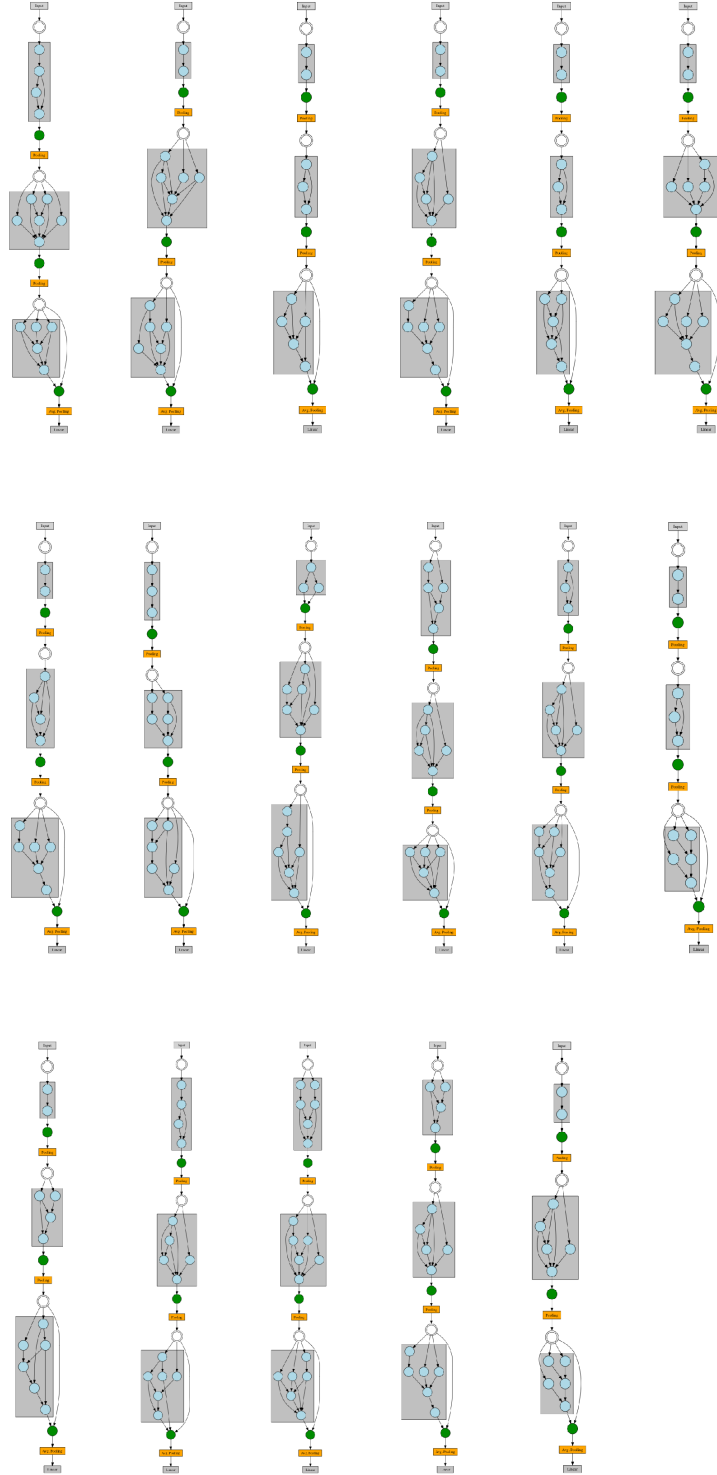


Figure 14: Set of networks architectures on the final trade-off front discovered by NSGA-Net.

Regression task: During the NSGA-Netsearch we fix the operation \mathbf{x}_o to be the residual unit described in the original Hourglass paper Newell et al. (2016). We then search over the path \mathbf{x}_p . We stack the hourglass twice during training and train for 20 epochs. We use a smaller population of 20 in the regression task. Once the search is done, we increase the number of filters and train

for more epochs. Our best architecture obtains 8.64% error (Table 5). This is 1% worse than the state-of-the-art method, however at the cost of half the parameters, which may be desirable in some applications. The trade-off frontier achieved by NSGA-Net compared to uniform random sampling from our path encoding, \mathbf{x}_p , is provided in Figure 13b.

Table 5: Results of the regression search compared to the original Hourglass method Newell et al. (2016).

Method	Param.	Multiply-Adds	Error
HourglassNewell et al. (2016)	3.38M	3613M	7.80
NSGANet-A	1.53M	2584M	8.66
NSGANet-B	1.61M	2679M	9.99
NSGANet-C	1.61M	2663M	8.64