

# Local Randomization and Beyond for Regression Discontinuity Designs

Zach Branson<sup>\*1</sup> and Fabrizia Mealli<sup>2</sup>

<sup>1</sup>*Harvard University*

<sup>2</sup>*University of Florence*

Regression discontinuity designs (RDDs) are a common quasi-experiment in economics, education, medicine, and statistics. While the most popular methodologies for analyzing RDDs are local polynomial regression methods, a recent strand of literature has developed a local randomization perspective for RDDs. A benefit of the local randomization perspective is that it avoids modeling assumptions, and instead places assumptions on the assignment mechanism for units near the cutoff in an RDD. However, most works have only considered completely randomized assignment mechanisms characterized by permutations of the treatment indicator, which posit that propensity scores are equal for all units near the cutoff. In this work, we extend the local randomization framework to allow for any assignment mechanism, such as Bernoulli trials and block randomization, where propensity scores are allowed to differ. We also develop exact randomization tests for covariate balance to test whether a particular assignment mechanism holds within an RDD. These tests allow for multiple testing corrections and can be used to select the largest window around the cutoff where a particular assignment mechanism is most plausible. Then, an analysis using this assignment mechanism can be conducted within that window. We apply our methodology to a fuzzy RDD that assesses the effects of financial aid on college dropout rates in Italy. We find that alternative assumptions on the assignment mechanism, such as block randomization, can lead to more precise causal inferences than the completely randomized assignment mechanism assumption that is common in the literature.

---

<sup>\*</sup>Zach Branson would like to thank support from the National Science Foundation Graduate Research Fellowship Program under Grant No. 1144152. Any opinions, findings, and conclusions or recommendations expressed in this material are those of the authors and do not necessarily reflect the views of the National Science Foundation.

# 1 Introduction

Regression discontinuity designs (hereafter RDDs) were first introduced by Thistlethwaite & Campbell (1960) and have become a common quasi-experiment in economics, education, medicine, and statistics. RDDs are characterized by an assignment mechanism that is determined by a covariate (or “running variable”) being above or below a prespecified cutoff. RDDs are similar to observational studies in the sense that treatment assignment is outside researchers’ control, but they differ from observational studies in that the treatment assignment mechanism is known. This knowledge of the assignment mechanism can be used to estimate treatment effects.

By design, treatment effects in RDDs are confounded by the running variable that determines treatment assignment, and thus causal inferences in RDD analyses are typically limited in some way. For example, the most popular methodology for estimating causal effects in RDDs is the use of local polynomial regression to estimate the treatment effect specifically at the cutoff point of the running variable (Imbens & Lemieux, 2008). Calonico et al. (2014) introduced a modification to the local polynomial regression methodology that inflates confidence intervals of treatment effect estimates for more robust causal inferences. This has created a new strand of literature that explores valid causal inferences for treatment effect estimates specifically at the cutoff point (Calonico et al., 2015, 2016, 2018) as well as Bayesian methodologies for robust inference in RDDs (Chib & Jacobi, 2016; Branson et al., 2017).

This local regression perspective views the running variable as fixed. Thus, for sharp RDDs, the treatment assignment is fixed as well, because it is a deterministic function of the running variable. In this case, the only stochastic element of an RDD under the typical local regression perspective is the repeated sampling of units; thus, causal estimands under this perspective are inherently defined by a hypothetical infinite population. For fuzzy RDDs, the treatment assignment is not fully determined by the running variable, but nonetheless causal inferences under the local regression perspective are still in reference to a hypothetical infinite population.

An alternative perspective—which we call the local randomization perspective—views the running variable as random, which introduces a stochasticity to the assignment mechanism in an RDD (Li et al., 2015; Cattaneo et al., 2015). Under this perspective, it is assumed that there is a window around the cutoff such that treatment assignment for units is as-if randomized; i.e., the assignment mechanism within a window around the cutoff mimics that of a randomized experiment. The local randomization

perspective is more conducive to finite-population inference than the local regression perspective because the causal estimand is defined by the units at hand, rather than a hypothetical infinite population. Specifically, the causal estimand under the local regression perspective is the treatment effect at the cutoff point for an infinite population, whereas the causal estimand under the local randomization perspective is the treatment effect for the units in the sample for which treatment assignment is as-if random.

A benefit of the local randomization perspective is that it avoids modeling assumptions, and instead places assumptions on the assignment mechanism for units near the cutoff. However, most works have only considered completely randomized assignment mechanisms that are characterized by permutations of the treatment indicator—this is a strong assumption, because it posits that propensity scores are equal for all units near the cutoff. In this work, we extend the local randomization framework developed by Li et al. (2015) and Cattaneo et al. (2015) to allow for any assignment mechanism, such as Bernoulli trials and block randomization, where propensity scores for units near the cutoff are allowed to differ. We also propose covariate balance tests that assess if a particular assignment mechanism is plausible within an RDD. These tests are exact randomization tests that account for multiple testing issues, and they can be used to select a window around the cutoff where a particular assignment mechanism is most plausible. Finally, we apply our methodology to a fuzzy RDD—originally analyzed in Li et al. (2015)—that assesses the effects of university grants on dropout rates. We find that alternative assumptions on the assignment mechanism, such as block randomization, can lead to more precise causal inferences than the completely randomized assignment mechanism assumption that is common in the literature.

The remainder of the paper is as follows. In Section 2, we review the local randomization perspective for RDDs, and we extend this perspective to allow for any assignment mechanism of interest. In Section 3, we outline covariate balance tests to assess when a local assignment mechanism is plausible for a window around the cutoff, and we discuss how to analyze an RDD assuming a particular local assignment mechanism. In Section 4, we present our analysis of the university grant dataset from Li et al. (2015). In Section 5, we conclude.

## 2 Generalized Local Randomization for Regression Discontinuity Designs

### 2.1 Notation

We follow Imbens & Lemieux (2008) and discuss RDDs within the potential outcomes framework. Consider  $N$  units with potential outcomes  $(Y_i(1), Y_i(0))$ , where  $Y_i(1)$  denotes the outcome of unit  $i$  under treatment, and  $Y_i(0)$  is analogously defined for control. Let  $Z_i$  denote the treatment assignment for unit  $i$ , where  $Z_i = 1$  if unit  $i$  is assigned to treatment and 0 otherwise. Let  $S_i$  denote the running variable for unit  $i$ , and let  $\mathbf{X}_i$  be a  $K$ -dimensional vector of other pretreatment covariates. In an RDD, the distribution of  $\mathbf{Z}$  for units with  $S \leq s_0$  is different from the distribution of  $\mathbf{Z}$  for units with  $S > s_0$  for some cutoff  $s_0$ . For example, in most RDDs,  $P(Z_i = 1 | S_i > s_0) = p$  and  $P(Z_i = 1 | S_i \leq s_0) = p'$ , for some probabilities  $p$  and  $p'$  such that  $p \neq p'$ . A sharp RDD is the case where  $p$  and  $p'$  are 0 or 1; otherwise, this is called a fuzzy RDD.

The local randomization perspective for RDDs focuses the analysis on units within a window around the cutoff. Define  $\mathcal{U}_h \equiv \{i : s_0 - h \leq S_i \leq s_0 + h\}$  as the set of units within some window of width  $2h$  around the cutoff for some *bandwidth*  $h$ . We choose a symmetric window around the cutoff in part for convenience, and in part because it mirrors previous works on RDDs that fix the bandwidth to be the same above and below the cutoff (Imbens & Lemieux, 2008; Li et al., 2015).

We focus on estimating the average causal effect for units in  $\mathcal{U}_h$ , defined as

$$\tau_h \equiv \frac{1}{|\mathcal{U}_h|} \sum_{i \in \mathcal{U}_h} [Y_i(1) - Y_i(0)] \quad (1)$$

which differs from the average treatment effect at the cutoff, which is the typical causal estimand in RDDs under the local regression perspective.

In the following sections, we outline different locality assumptions that can be placed on the distribution of  $\mathbf{Z}$  for units in  $\mathcal{U}_h$ . Each assumption is increasingly strict, but more strict assumptions—if true—can result in more precise treatment effect estimators. We describe how to test these locality assumptions in Section 3.

## 2.2 Local Assignment Mechanism Assumptions for RDDs

The distribution of the assignment mechanism for an experiment or an observational study may depend on both the potential outcomes and the covariates. Thus, the most general form of the distribution of the assignment mechanism can be written as  $P(\mathbf{Z}|\mathbf{Y}(1), \mathbf{Y}(0), \mathbf{X})$ . For ease of notation, we focus our discussion on sharp RDDs. In this case,  $\mathbf{Z}$  is a deterministic function of  $\mathbf{S}$ , and thus

$$P(\mathbf{Z} = \mathbf{z}|\mathbf{Y}(1), \mathbf{Y}(0), \mathbf{X}) = P(\mathbf{S} \in \mathbf{\Lambda}|\mathbf{Y}(1), \mathbf{Y}(0), \mathbf{X}) \quad (2)$$

where  $\mathbf{z} \in \{0, 1\}^{|\mathcal{U}_h|}$  (i.e., is a particular assignment vector for the units in  $\mathcal{U}_h$ ) and  $\mathbf{\Lambda} \equiv \{(-\infty, s_0]^{|\mathcal{U}_h|}, (-\infty, s_0]^{|\mathcal{U}_h|-1} \times (s_0, \infty), (s_0, \infty) \times (-\infty, s_0]^{|\mathcal{U}_h|-1}, \dots, (-\infty, s_0] \times (s_0, \infty)^{|\mathcal{U}_h|-1}, (-\infty, s_0]^{|\mathcal{U}_h|-1} \times (s_0, \infty), (s_0, \infty)^{|\mathcal{U}_h|}\}$  (i.e., is the set of possible combinations of each  $(S_1, \dots, S_N)$  being above or below the cutoff). Thus,  $|\mathbf{\Lambda}| = 2^{|\mathcal{U}_h|}$ , and  $P(\mathbf{S} \in \mathbf{\Lambda}|\mathbf{Y}(1), \mathbf{Y}(0), \mathbf{X})$  is the probability distribution on these  $2^{|\mathcal{U}_h|}$  combinations. When an RDD is fuzzy instead of sharp, one must consider the distribution of  $\mathbf{Z}$  conditional on  $\mathbf{S}$ ; we revisit this idea in our real data analysis in Section 4.

Now we will characterize the distribution of the assignment mechanism, (2). First, we make the assumption that there is no interference among units and that there are not multiple versions of treatment, commonly known as the Stable Unit Treatment Value Assumption (SUTVA; (Rubin, 1980)).

**Local SUTVA:** For each  $i \in \mathcal{U}_h$ , consider two values  $S'_i$  and  $S''_i$ , where possibly  $S'_i \neq S''_i$ . If  $I(S'_i > s_0) = I(S''_i > s_0)$ , then  $Z_i(\mathbf{I}(\mathbf{S}' > s_0)) = Z_i(\mathbf{I}(\mathbf{S}'' > s_0))$  and  $Y_i(\mathbf{I}(\mathbf{S}' > s_0)) = Y_i(\mathbf{I}(\mathbf{S}'' > s_0))$ , where  $\mathbf{I}(\mathbf{S}' > s_0)$  is the vector whose elements are  $I(S'_i > s_0)$ , and  $\mathbf{I}(\mathbf{S}'' > s_0)$  is analogously defined.

Local SUTVA is the same as “Local RD-SUTVA” in Li et al. (2015). Local SUTVA states that, for units  $i \in \mathcal{U}_h$ , the treatment assignment of a unit depends on the running variable only through its being above or below  $s_0$ , and that the potential outcomes of each unit do not depend on other units’ treatment assignment.

We will place one additional assumption on the assignment mechanism. Typically, the assignment mechanism of a randomized experiment is assumed to be strongly ignorable, where (1) the potential outcomes are independent of treatment assignment given covariates and (2) there is a non-zero probability of units receiving treatment or control (Rosenbaum & Rubin, 1983). A parallel assumption for an RDD is that the treatment

assignment for units around the cutoff is characterized by a strongly ignorable assignment mechanism, which we call Local Strong Ignorability.

**Local Strong Ignorability:** For all  $i \in \mathcal{U}_h$ ,

$$(Y_i(1), Y_i(0)) \perp\!\!\!\perp Z_i | \mathbf{X}_i \text{ and } 0 < P(Z_i = 1 | \mathbf{X}_i) < 1 \quad (3)$$

The assumption that  $0 < P(Z_i = 1 | \mathbf{X}_i) < 1$  for all  $i \in \mathcal{U}_h$  is similar to the Local Overlap assumption of Li et al. (2015), and it ensures that there is a non-zero probability on each of the  $2^{|\mathcal{U}_h|}$  possible treatment assignments.

Local Strong Ignorability and Local SUTVA are untestable assumptions. However, assuming Local Strong Ignorability and Local SUTVA allows one to test other assumptions about the assignment mechanism for units in  $\mathcal{U}_h$ . In particular, under Local Strong Ignorability,  $P(\mathbf{Z} | \mathbf{Y}(1), \mathbf{Y}(0), \mathbf{X}) = P(\mathbf{Z} | \mathbf{X})$  for units in  $\mathcal{U}_h$ . In the remainder of this section, we discuss different testable assumptions that can be placed on  $P(\mathbf{Z} | \mathbf{X})$  for units in  $\mathcal{U}_h$ .

The least strict assumption that can be placed on the assignment mechanism for units in  $\mathcal{U}_h$  is that it follows independent Bernoulli trials.

**Local Bernoulli Trials:** For all  $i \in \mathcal{U}_h$ ,

$$P(\mathbf{Z} = \mathbf{z} | \mathbf{X}) = \prod_{i \in \mathcal{U}_h} e(\mathbf{X}_i)^{z_i} [1 - e(\mathbf{X}_i)]^{1 - z_i}, \text{ where } 0 < e(\mathbf{X}_i) < 1 \quad (4)$$

where  $e(\mathbf{X}_i) \equiv P(Z_i = 1 | \mathbf{X}_i)$  is the propensity score for unit  $i$ .

Li et al. (2015) and Cattaneo et al. (2017) considered assumptions similar to Local Bernoulli trials, but they did not allow the trials to depend on other covariates. Thus, the above Local Bernoulli Trials assumption is a generalization of the local randomization assumption in Li et al. (2015) and Cattaneo et al. (2017). Under Local Bernoulli Trials, draws from  $P(\mathbf{Z} | \mathbf{X})$  correspond to biased coin flips for the units in  $\mathcal{U}_h$ .

Under the Local Bernoulli Trials assumption, any treatment assignment in  $\{0, 1\}^{|\mathcal{U}_h|}$  could have plausibly occurred for units in  $\mathcal{U}_h$ , including the cases where all units are assigned to treatment or all units are assigned to control. However, researchers may not necessarily want to generalize to all of these possible treatment assignments. For example, it is common for analyses of randomized experiments to condition on the

number of treated units, the number of units in blocks of covariate strata, and so on. Branson & Bind (2018) discuss how to conduct randomization-based inference for Bernoulli trial experiments conditional on such statistics of interest, and their methods can be used for RDDs if the Local Bernoulli Trials assignment mechanism is assumed.

The remaining locality assumptions we discuss place restrictions on the propensity scores in the Local Bernoulli Trials assumption. The first of these assumptions—Local Complete Randomization—assumes that the propensity scores for all units in  $\mathcal{U}_h$  are equal, conditional on the number of units assigned to treatment.

**Local Complete Randomization:** For units  $i \in \mathcal{U}_h$ :

$$P(\mathbf{Z} = \mathbf{z}|\mathbf{X}) = \begin{cases} \binom{|\mathcal{U}_h|}{N_T}^{-1} & \text{if } \sum_{i \in \mathcal{U}_h} z_i = N_T \\ 0 & \text{otherwise.} \end{cases} \quad (5)$$

Under Local Complete Randomization, draws from  $P(\mathbf{Z}|\mathbf{X})$  correspond to random permutations of  $\mathbf{Z}^{obs}$  for the units in  $\mathcal{U}_h$ . Sales & Hansen (2014), Cattaneo et al. (2015), and Mattei & Mealli (2016) focused on this assignment mechanism for RDDs.

Now consider the case where the propensity scores of each unit in  $\mathcal{U}_h$  are equal within strata of covariates. Say there are  $J$  blocks  $\mathcal{B}_1, \dots, \mathcal{B}_J$  that divide the covariate space  $\mathcal{X}$ , such that  $\cup_{j=1}^J \mathcal{B}_j = \mathcal{X}$  and  $\cap_{j=1}^J \mathcal{B}_j = \emptyset$ . Local Block Randomization assumes that the assignment mechanism for units in  $\mathcal{U}_h$  mimics that of a block-randomized experiment.

**Local Block Randomization:** For units  $i \in \mathcal{U}_h$ :

$$\begin{aligned} P(\mathbf{Z} = \mathbf{z}|\mathbf{X}) &= P(\mathbf{Z} = \mathbf{z}|\mathcal{B}_1, \dots, \mathcal{B}_J) \\ &= \begin{cases} \left[ \prod_{j=1}^J \binom{|\mathcal{U}_h^{(j)}|}{N_{jT}} \right]^{-1} & \text{if } \sum_{i \in \mathcal{U}_h^{(j)}} z_i = N_{jT} \quad \forall j = 1, \dots, J \\ 0 & \text{otherwise.} \end{cases} \end{aligned} \quad (6)$$

where  $\mathcal{U}_h^{(j)} \equiv \{i : i \in \mathcal{U}_h \text{ and } \mathbf{X}_i \in \mathcal{B}_j\}$ .

Under Local Block Randomization, draws from  $P(\mathbf{Z}|\mathbf{X})$  correspond to random permutations of the observed treatment assignment  $\mathbf{Z}^{obs}$  within each block. Cattaneo et al. (2015) noted that their assignment mechanism for local RDDs could be generalized to block-randomized designs; Local Block Randomization makes this idea explicit.

In general, researchers can posit any strongly ignorable assignment mechanism  $P(\mathbf{Z}|\mathbf{X})$  for units in  $\mathcal{U}_h$ . However, for any given  $\mathcal{U}_h$ , some assignment mechanisms may be more plausible than others. In Section 3, we outline a randomization-based procedure for testing the plausibility of any strongly ignorable assignment mechanism of interest for an RDD.

### 3 Local Covariate Balance Tests for RDDs

Here we present randomization-based balance tests to assess the plausibility of any strongly ignorable assignment mechanism  $P(\mathbf{Z}|\mathbf{X})$  for units in  $\mathcal{U}_h$ , which is in line with previous works that have suggested covariate balance tests for assessing local randomization assumptions for RDDs. For example, Li et al. (2015) propose a Bayesian hierarchical modeling approach that naturally accounts for multiple testing issues, and Cattaneo et al. (2015) propose a series of randomization tests for covariate balance and choosing the minimum  $p$ -value among these tests (choosing the minimum in order to be conservative). Similar to Cattaneo et al. (2015), we also propose a series of randomization tests for covariate balance. However, our tests account for multiple testing issues, and also they allow for any strongly ignorable assignment mechanism of interest.

First we outline a randomization test for a single measure of covariate balance. Then, we discuss how to test for multiple measures and account for multiple testing issues. Finally, we discuss how our randomization test can be used to select a particular bandwidth  $h$  around the cutoff, given a particular assignment mechanism.

#### 3.1 Local Randomization Tests for Covariate Balance

Assume a prespecified bandwidth  $h$  and assignment mechanism  $P(\mathbf{Z}|\mathbf{X})$ . The following randomization test assesses the plausibility of  $P(\mathbf{Z}|\mathbf{X})$  for units in  $\mathcal{U}_h$ .



**$\alpha$ -level Local Randomization Test for any Assignment Mechanism:**

1. Specify an assignment mechanism  $P(\mathbf{Z}|\mathbf{X})$  and bandwidth  $h$ .
2. Define a test statistic  $t(\mathbf{Z}, \mathbf{X})$ .
3. Generate random draws  $\mathbf{z}^{(1)}, \dots, \mathbf{z}^{(M)} \sim P(\mathbf{Z}|\mathbf{X})$  for units  $i \in \mathcal{U}_h$ .
4. Compute the following (approximate) randomization-based one-sided  $p$ -value:

$$p = \frac{\sum_{m=1}^M \mathbb{I}(t(\mathbf{z}^{(m)}, \mathbf{X}) \geq t^{obs})}{M} \quad (7)$$

where  $t^{obs} \equiv t(\mathbf{z}^{obs}, \mathbf{X})$ .

5. Reject the plausibility of  $P(\mathbf{Z}|\mathbf{X})$  if  $p < \alpha$ .

Branson (2018) developed a similar procedure for matched datasets and proved that the above procedure is a valid test, in the sense that the probability of falsely rejecting the null hypothesis that the assignment mechanism  $P(\mathbf{Z}|\mathbf{X})$  holds is bounded by  $\alpha$ . The test of Branson (2018)—as well as our above test—is a generalization of other randomization tests in the literature for assessing the plausibility of assignment mechanisms in observational studies. For example, Hansen (2008) and Hansen & Bowers (2008) proposed a similar permutation test for complete randomization using the Mahalanobis distance as a test statistic, and Gagnon-Bartsch & Shem-Tov (2016) proposed a permutation test for complete randomization and block randomization using machine-learning-based test statistics.

The test statistic  $t(\mathbf{Z}, \mathbf{X})$  should be a measure of covariate balance, similar to how measures of covariate balance—such as covariate mean differences and KS statistics—are used to assess as-if randomization for matching in observational studies (Imai et al., 2008; Stuart, 2010; Zubizarreta, 2012). Importantly,  $t(\mathbf{Z}, \mathbf{X})$  is not a function of the outcomes, in order to prevent researchers from biasing results when determining the assignment mechanism (Rubin, 2007, 2008). Different test statistics will result in different levels of statistical power, as discussed in Cattaneo et al. (2015) for randomization tests within RDDs and Rosenbaum (2002) and Imbens & Rubin (2015) for randomization tests in general.

For example, one possible test statistic is the Mahalanobis distance (Mahalanobis,

1936), which is an omnibus measure of covariate balance. However, such an omnibus measure may not be powerful in detecting imbalances across particular covariates. As an alternative, one can consider a separate test statistic for each covariate, each of which may be powerful in detecting imbalances in its corresponding covariate. Say there are  $J$  measures for which we want to assess covariate balance given a particular bandwidth  $h$  and assignment mechanism  $P(\mathbf{Z}|\mathbf{X})$ . Thus, using the above procedure for each measure of covariate balance will yield randomization-based  $p$ -values  $p_1, \dots, p_J$ . Mattei & Mealli (2016) suggested how one could use the methodology proposed by Lee et al. (2016) to combine these  $p$ -values to account for multiple testing issues in an RDD. The following procedure formalizes that suggestion.

**$\alpha$ -level Local Randomization Test for any Assignment Mechanism (adjusted for multiple testing):**

1. Specify an assignment mechanism  $P(\mathbf{Z}|\mathbf{X})$  and bandwidth  $h$ .
2. Define a test statistics  $t_1(\mathbf{Z}, \mathbf{X}), \dots, t_J(\mathbf{Z}, \mathbf{X})$ .
3. Generate random draws  $\mathbf{z}^{(1)}, \dots, \mathbf{z}^{(M)} \sim P(\mathbf{Z}|\mathbf{X})$  for the units  $i \in \mathcal{U}_h$ .
4. Compute the nominal randomization-based  $p$ -values  $p_1, \dots, p_J$  for each test statistic using the above “ $\alpha$ -level Local Randomization Test” procedure.
5. For each random draw  $m = 1, \dots, M$ , compute the nominal one-sided randomization-based  $p$ -value corresponding to each  $t_j(\mathbf{z}^{(m)}, \mathbf{X})$ :

$$p_j^{(m)} = \frac{\sum_{m' \neq m} \mathbb{I}(t(\mathbf{z}^{(m')}, \mathbf{X}) \geq t(\mathbf{z}^{(m)}, \mathbf{X}))}{M} \quad (8)$$

and record the minimum among these  $J$   $p$ -values:

$$p_{min}^{(m)} \equiv \min(p_1^{(m)}, \dots, p_J^{(m)}) \quad (9)$$

6. Reject the plausibility of  $P(\mathbf{Z}|\mathbf{X})$  if  $p_j < \alpha_{min}$  for all  $j = 1, \dots, J$ , where  $\alpha_{min}$  is defined as the  $\alpha$ -quantile of  $(p_{min}^{(1)}, \dots, p_{min}^{(M)})$ .

A similar procedure was proposed by Westfall & Young (1989), and Lee et al. (2016) were the first to propose its use for randomized experiments. Lee et al. (2016) used these adjusted randomization-based  $p$ -values for the case where there are  $J$  outcomes of interest; instead, we use these  $p$ -values to check for  $J$  different forms of covariate balance, which do not use any outcome information.

As established in Lee et al. (2016), the above adjusted randomization-based  $p$ -values control the familywise error rate and are valid tests. Furthermore, the above procedure accounts for correlations among the test statistics  $t_1(\mathbf{Z}, \mathbf{X}), \dots, t_J(\mathbf{Z}, \mathbf{X})$  and thus are less conservative than Bonferroni corrections or the testing procedure proposed in Cattaneo et al. (2015). We demonstrate how this procedure can be used on real data in Section 4.

The above randomization test procedures require researchers to specify the assignment mechanism and the bandwidth  $h$ . Now we provide some guidance for how to choose the bandwidth  $h$  for a particular assignment mechanism  $P(\mathbf{Z}|\mathbf{X})$ .

### 3.2 How to Choose the Bandwidth $h$

Assume that an assignment mechanism  $P(\mathbf{Z}|\mathbf{X})$  has been specified, and the task at hand is to select the bandwidth  $h$  such that one can assume  $P(\mathbf{Z}|\mathbf{X})$  for units in  $\mathcal{U}_h$ . We propose the following procedure for selecting the bandwidth  $h$ .

**Procedure for Choosing the Bandwidth  $h$ :**

1. Specify an assignment mechanism  $P(\mathbf{Z}|\mathbf{X})$ .
2. Specify a series of bandwidths  $h_1, \dots, h_H$  (e.g., via a line search).
3. For each  $h_1, \dots, h_H$ , compute the corresponding randomization-based  $p$ -values  $\mathbf{p}^{(1)}, \dots, \mathbf{p}^{(H)}$ . Each  $\mathbf{p}^{(h)}$  is a vector of  $J$   $p$ -values from the procedure at the end of Section 3.1.
4. Select the bandwidth corresponding to  $\arg \max_h h \cdot \mathbb{I}(\min(\mathbf{p}^{(h)}) \geq \alpha)$ .

The above procedure chooses the largest bandwidth such that one fails to reject the plausibility of  $P(\mathbf{Z}|\mathbf{X})$  for all  $J$  randomization-based  $p$ -values. This is similar to the procedure proposed by Cattaneo et al. (2015). The reasoning behind this procedure

is that it is desirable to use the most units possible such that units in  $\mathcal{U}_h$  are as-if randomized according to  $P(\mathbf{Z}|\mathbf{X})$ , analogous to how it is desirable to use the most units practically possible when conducting a randomized experiment.

### 3.3 How to Analyze an RDD Assuming Local Randomization

Any of the locality assumptions discussed in Section 2.2 assert that—for some bandwidth  $h$ —the treatment assignment for units in  $\mathcal{U}_h$  follows the distribution  $P(\mathbf{Z}|\mathbf{X})$ . Thus, the analysis of units in  $\mathcal{U}_h$  should mimic the analysis of a randomized experiment where treatment assignment follows the distribution  $P(\mathbf{Z}|\mathbf{X})$ . As discussed in Branson (2018), there are randomization-based, Neymanian, and Bayesian modes of inference for analyzing such randomized experiments. See Imbens & Rubin (2015) for a general review of how to analyze randomized experiments for different assignment mechanisms.

The randomized experiment that the units in  $\mathcal{U}_h$  approximates can have additional complications—such as nonresponse and noncompliance—and researchers can leverage the literature on experiments with these complications when conducting the analysis for the units in  $\mathcal{U}_h$ . In Section 4, we present a real data analysis that addresses issues of noncompliance within a sharp RDD.

## 4 Real Data Analysis: Revisiting the Effects of University Grants on Student Dropout

Li et al. (2015) examined a dataset of first-year students at the University of Pisa and University of Florence from 2004 to 2006. In Italy, state universities offer financial grants to students whose families are deemed low-income families. Determining whether a student is from a low-income household involves an economic measure that combines information from tax returns, property, and family size. This economic measure is the running variable  $S_i$ . Students were deemed eligible for state university grants if  $S_i \leq 15,000$  euros. Li et al. (2015) define  $Z_i$  as the “eligibility” or “encouragement” for treatment; i.e.,  $Z_i \equiv \mathbb{I}(S_i \leq 15,000)$ .

In addition to the running variable  $S_i$  and eligibility  $Z_i$ , the data include dropout status at the end of the academic year (the binary outcome,  $Y_i$ ), whether or not students applied for a grant ( $A_i$ ), whether or not students received a grant ( $W_i$ ) and the following covariates ( $\mathbf{X}_i$ ): gender, high school grade, high school type (four categories), major in

university (six categories), year of enrollment (2004, 2005, or 2006), and university (Pisa or Florence). The goal of the analysis was to assess if offering financial aid through grants lessened students chances of dropping out of university after their first year. Exploratory data analyses and summary statistics about this student population can be found in Li et al. (2015).

There were some students who were eligible for a grant (i.e.,  $Z_i = 1$ ) that nonetheless did not apply for a grant (i.e.,  $A_i = 0$  and thus  $W_i = 0$ ). Furthermore, there were students who were ineligible for a grant that nonetheless applied for one—this is likely because the economic measure  $S_i$  is complicated for students to measure on their own, and thus they do not know the exact value of  $S_i$  when they apply. In short, students can only receive a grant if they are eligible and apply for one:  $\{A_i = 1 \text{ and } Z_i = 1\} \leftrightarrow W_i = 1$ .

When one views  $W_i$  (grant receipt status) as the treatment assignment, this setup is a fuzzy RDD, because  $P(W_i = 1|Z_i = 0) = 0$  but  $0 < P(W_i = 1|Z_i = 1) < 1$ . Equivalently, when one can view  $Z_i$  (eligibility to receive the grant) as the treatment assignment or “encouragement” but  $W_i$  as the actual receipt of treatment, and thus this setup is a sharp RDD with issues of noncompliance. As discussed elsewhere in the literature, there is an equivalence between fuzzy RDDs and sharp RDDs with noncompliance (Hahn et al., 2001; Imbens & Lemieux, 2008; Li et al., 2015).

Li et al. (2015) used a Bayesian procedure to first find a balanced subpopulation  $\mathcal{U}_h$ , and then used an additional Bayesian principal stratification approach to estimate the treatment effect within  $\mathcal{U}_h$  while accounting for the application status,  $A_i$ . As discussed in Li et al. (2015), the application status can provide additional information about the nature of causal effects. However, in order to mimic more standard fuzzy RDD analyses, we will ignore application status in our analysis. Indeed, the main purpose of this section is to demonstrate how different locality assumptions on the assignment mechanism can be used to yield precise inferences for standard fuzzy RDD analyses.

For ease of discussion, we will refer to  $Z_i$  (eligibility) as the treatment assignment and recognize that there is one-sided noncompliance with this treatment assignment. The noncompliance is one-sided because  $Z_i = 0 \rightarrow W_i = 0$  but it may be the case that  $Z_i = 1$  while  $W_i = 0$ . Thus, in what follows, we will consider different locality assumptions on the assignment mechanism  $P(\mathbf{Z}|\mathbf{X})$ , thereby positing that a hypothetical randomized experiment with issues of one-sided noncompliance has occurred among some units near the cutoff in the RDD.

Our analysis for this dataset will follow this three-step procedure:

1. Consider various bandwidths for defining a subpopulation  $\mathcal{U}_h$ .

2. Use the randomization test procedure from Section 3 to assess covariate balance for each  $\mathcal{U}_h$  for some assignment mechanism  $P(\mathbf{Z}|\mathbf{X})$ .
3. For  $\mathcal{U}_h$  for which covariate balance is deemed acceptable in Step 2, analyze  $\mathcal{U}_h$  assuming a randomized experiment with assignment mechanism  $P(\mathbf{Z}|\mathbf{X})$  has occurred, while also recognizing that there are issues of one-sided noncompliance.

As we demonstrate in the next section, this procedure allows for other types of assignment mechanisms—such as block randomization—that were not considered in Li et al. (2015). This allows for more precise inference of these data.

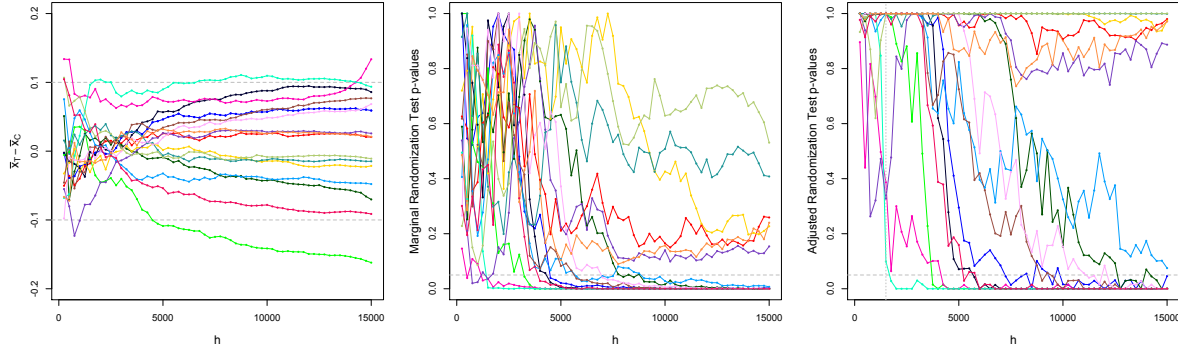
#### 4.1 Determining a Subpopulation $\mathcal{U}_h$ for Analysis

The running variable ranged from 1 to 20,000 euros in the dataset. We considered bandwidths  $h \in \{250, 500, \dots, 14750, 15000\}$ . We would like to select an  $h$  such that there is reasonable covariate balance for units in  $\mathcal{U}_h$ .

Figure 1 inspects the covariate balance of  $\mathcal{U}_h$  for  $h \in \{250, 500, \dots, 14750, 15000\}$ . First, Figure 1a shows the standardized covariate mean differences across different  $\mathcal{U}_h$ . Balance tends to improve as  $h$  gets smaller—this is expected, because when  $h$  is small, the treatment and control units in  $\mathcal{U}_h$  have more similar  $S$ , and thus also more similar covariates to the extent that these covariates are related to  $S$ . Figure 1a also displays lines for -0.1 and 0.1, because a common rule-of-thumb in the matching literature is that absolute standardized covariate mean differences should be below 0.1 (Zubizarreta, 2012). Most of the standardized covariate mean differences already satisfy this rule-of-thumb, but this is only a rule-of-thumb and not a test specific to our data.

Now we assess if the covariate balance in each  $\mathcal{U}_h$  is adequate enough such that  $\mathcal{U}_h$  can be envisioned as a hypothetical randomized experiment. To do this, we first apply the randomization test procedure from Section 3 under Local Complete Randomization, defined in (5). For test statistics, we used the absolute value of the standardized mean difference of each covariate. Thus, this test assesses if the standardized covariate mean differences in  $\mathcal{U}_h$  are similar to the mean differences we would expect from a completely randomized experiment. Figure 1b shows the marginal  $p$ -values for each covariate across  $h$ . While there is a fair amount of noise for small  $h$ , the  $p$ -values tend to get higher as  $h$  gets smaller, indicating better balance. However, these  $p$ -values do not account for the fact that we are testing the balance across 16 different covariates. To address this, Figure 1c shows the  $p$ -values adjusted for multiple testing using the procedure at the

end of Section 3.1. In this case there is a clearer increasing trend in the  $p$ -values for smaller  $h$ .



(a) Standardized covariate mean differences. (b) Marginal p-values. (c) Adjusted p-values.



Figure 1: Standardized covariate mean differences and randomization test p-values (marginal and adjusted) across different  $\mathcal{U}_h$  for  $h \in \{250, 500, \dots, 14750, 15000\}$ . The randomization test assesses Local Complete Randomization, defined in (5). The vertical line in Figure 1c marks  $h = 1500$ , below which all  $p$ -values are greater than 0.05.

Which  $\mathcal{U}_h$  should be used for analysis if we wish to analyze a hypothetical completely randomized experiment? Figure 1c shows that all adjusted  $p$ -values are greater than 0.05 for  $h \leq 1500$ . Thus, we conclude that Local Complete Randomization holds for any  $\mathcal{U}_h$  corresponding to  $h \leq 1500$ , and the procedure from Section 3.2 suggests selecting  $h = 1500$  for analysis. This is consistent with Li et al. (2015), who also concluded that covariates are adequately balanced for  $h \leq 1500$ .

However, Figure 1 suggests that covariate balance tends to improve as  $h$  decreases, even for the  $h \leq 1500$  regime. As a result, can we assume a more precise assignment mechanism than Local Complete Randomization for some  $\mathcal{U}_h$ ?

Now we consider constructing a hypothetical block randomized experiment instead of a completely randomized experiment. In other words, we will attempt to find subsets

of the data where Local Block Randomization, defined in (6), holds. All of the covariates (other than high school grade) are categorical, and there are  $2 \cdot 5 \cdot 3 \cdot 2 \cdot 6 = 360$  different combinations for these covariates. High school grades are integers that range from 60 to 100, and thus there are  $360 \cdot 41 = 14,760$  possible combinations for all covariates.

The most precise type of hypothetical block randomized experiment defines the blocks in (6) as these 14,760 possible combinations. Unsurprisingly, we were not able to find large enough subsets of treatment and control units that exactly match on all covariates to viably conduct causal inferences. A similar difficulty occurred when we attempted to match on all other covariates except high school grade. This is in line with the well-known “curse of dimensionality” of exact matching; i.e., it is typically not plausible to exactly match on many covariates in an observational study (Stuart, 2010; Iacus et al., 2012; Visconti & Zubizarreta, 2018).

Instead, we matched on a few covariates (year, sex, and university) which each only have two or three categories. We will consider the following hypothetical block randomized experiments:

1. **Blocked on year:** Units are completely randomized within the three blocks of 2004, 2005, and 2006 students.
2. **Blocked on year and sex:** Units are completely randomized within the six blocks of male and female students within each of the three years.
3. **Blocked on year and university:** Units are completely randomized within the six blocks of University of Pisa and University of Florence students within each of the three years.
4. **Blocked on year, sex, and university:** Units are completely randomized within the 12 blocks of male/female and University of Pisa/Florence students within each of the three years.

In short, for  $h \in \{250, 500, \dots, 1500\}$  (i.e., for bandwidths where we concluded that Complete Randomization holds), we consider the hypothesis that Local Block Randomization in (6) holds for different combinations of the year, sex, and university covariates. For example, for the first above design, there are three blocks, corresponding to 2004, 2005, and 2006 students; for the second and third designs, there are six blocks; and for the fourth design, there are 12 blocks. The four above hypothetical experimental



designs are increasingly strict; however, if true, increasingly strict forms of Local Block Randomization can lead to more precise inference, as we demonstrate in Section 4.2.

However, before we conduct an analysis, first we must assess if Local Block Randomization holds for each of the four above experimental designs. To do this, we can again use the randomization test procedure discussed in Section 3.1. Figure 2 shows the Local Block Randomization test  $p$ -values (adjusted for multiple testing) across each of the 16 covariates for  $h \in \{250, 500, \dots, 1500\}$ . To construct these  $p$ -values, we used the same  $\mathcal{U}_h$  for each of the four experimental designs; the only difference from design to design was how we permuted the treatment indicator during the test. For example, to assess if Local Block Randomization held for the first experimental design for a particular  $\mathcal{U}_h$ , we permuted the treatment indicator within the three blocks of 2004, 2005, and 2006 students when performing the randomization test; similarly, to assess if Local Block Randomization held for the second experimental design, we permuted the treatment indicator within the six blocks of this experimental design; and so on for the other two designs.

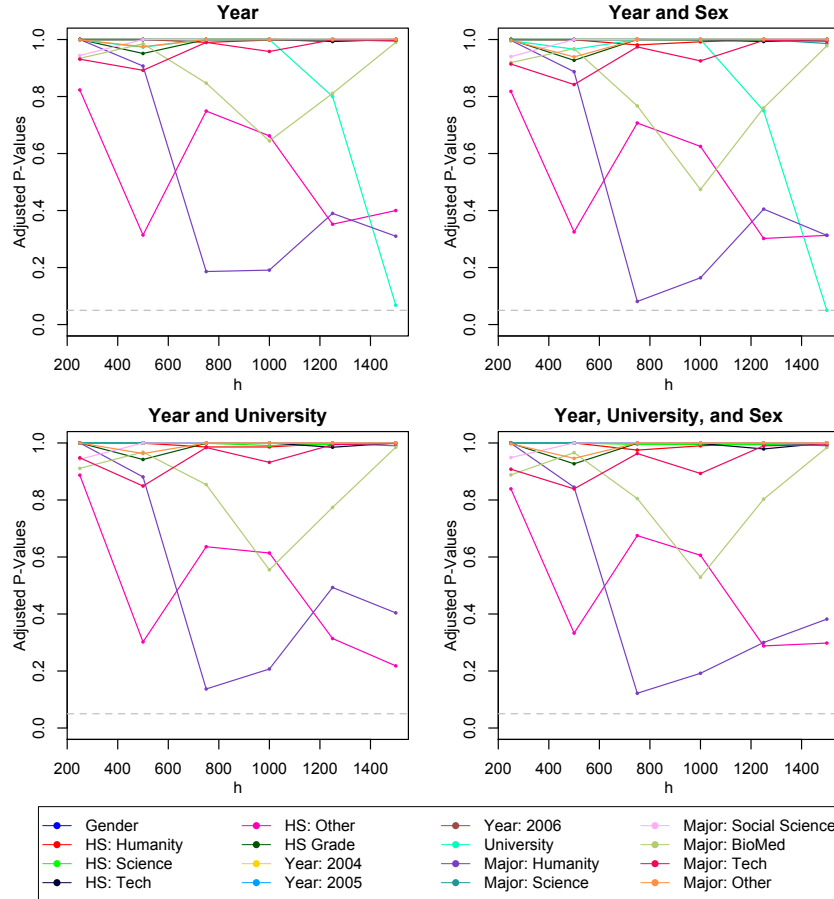


Figure 2: Randomization test  $p$ -values for Local Block Randomization (adjusted for multiple testing) for the four hypothetical block randomized experimental designs.

Several observations can be made from Figure 2. First, similar to Figure 1c, the  $p$ -values tend to increase as  $h$  gets smaller. Again, this is expected, because balance should tend to improve for units closer to the cutoff. Second, as expected, the  $p$ -values corresponding to the blocking covariates are 1 for all  $h$ . For example, in the upper-left plot of Figure 2, the  $p$ -values corresponding to the three year covariates are 1 for all  $h$ , because the year covariate is exactly balanced by design. Third, the  $p$ -values in Figure 2 tend to be smaller than the  $p$ -values in Figure 1c; i.e., the  $p$ -values corresponding to

Local Block Randomization tend to be smaller than the  $p$ -values correspond to Local Complete Randomization. This is also expected, because Local Block Randomization is a more strict assumption than Local Complete Randomization. Finally, all of the adjusted  $p$ -values in Figure 2 are greater than or equal to 0.05, and thus we conclude that we can assume Local Block Randomization for any of the four experimental designs for any  $h \leq 1500$ .

Now we demonstrate how our data can be analyzed assuming each of these hypothetical experimental designs.

## 4.2 Analyzing Each Subpopulation with Its Respective Experimental Design

Here we conduct a separate analysis assuming Local Complete Randomization as well as Local Block Randomization for each of the four experimental designs discussed at the end of Section 4.1. Importantly, for each locality assumption and any particular  $h$ , the units in  $\mathcal{U}_h$  are the same, and thus the causal estimand of each analysis—the average treatment effect for units in  $\mathcal{U}_h$ , defined in (1)—is the same. The only difference of each analysis is the type of assignment mechanism that is assumed for units in  $\mathcal{U}_h$ .

First we describe how to analyze a fuzzy RDD assuming Local Complete Randomization and Local Block Randomization in Sections 4.2.1 and 4.2.2. Then we present the analyses specific to the grant data in Section 4.2.3.

### 4.2.1 How to Analyze a Fuzzy RDD assuming Local Complete Randomization

First we will discuss how we analyze any particular  $\mathcal{U}_h$  assuming Local Complete Randomization holds, and then we will extend this analysis to the Local Block Randomization case. Within the context of a fuzzy RDD for these data, the analysis of any particular  $\mathcal{U}_h$  assuming Local Complete Randomization holds is identical to the analysis of a completely randomized experiment with issues of one-sided noncompliance. We will follow the methodology outlined by Imbens & Rubin (2015, Chapter 23) for analyzing these types of randomized experiments, but adapted to the context of our local randomization perspective for RDDs.

Specifically, the point estimate of the causal estimand  $\tau_h$  defined in (1) is the ratio of the intention-to-treat effect on the outcome and the intention-to-treat effect on the

treatment receipt. Define these quantities as:

$$\widehat{\text{ITT}}_Y^{(h)} = \frac{\sum_{i:Z_i=1, i \in \mathcal{U}_h} Y_i}{N_T^{(h)}} - \frac{\sum_{i:Z_i=0, i \in \mathcal{U}_h} Y_i}{N_C^{(h)}} \quad (10)$$

$$\widehat{\text{ITT}}_W^{(h)} = \frac{\sum_{i:Z_i=1, i \in \mathcal{U}_h} W_i}{N_T^{(h)}} - \frac{\sum_{i:Z_i=0, i \in \mathcal{U}_h} W_i}{N_C^{(h)}} \quad (11)$$

where  $N_T^{(h)}$  and  $N_C^{(h)}$  are the number of treated and control units in  $\mathcal{U}_h$ . Then, the point estimate of  $\tau_h$  is

$$\hat{\tau}_h = \frac{\widehat{\text{ITT}}_Y^{(h)}}{\widehat{\text{ITT}}_W^{(h)}} \quad (12)$$

To quantify uncertainty in this point estimate, using results from Imbens & Rubin (2015, Page 531), we have that

$$\text{Var}(\hat{\tau}_h) = \frac{\text{Var}(\widehat{\text{ITT}}_Y^{(h)})}{(\widehat{\text{ITT}}_W^{(h)})^2} + \frac{(\widehat{\text{ITT}}_Y^{(h)})^2}{(\widehat{\text{ITT}}_W^{(h)})^4} \text{Var}(\widehat{\text{ITT}}_W^{(h)}) - 2 \frac{\widehat{\text{ITT}}_Y^{(h)}}{(\widehat{\text{ITT}}_W^{(h)})^3} \text{Cov}(\widehat{\text{ITT}}_Y^{(h)}, \widehat{\text{ITT}}_W^{(h)}) \quad (13)$$

Thus, a Neymanian  $\alpha$ -level confidence interval for  $\tau_h$  assuming Local Complete Randomization is

$$\hat{\tau}_h \pm z_{\alpha/2} \sqrt{\widehat{\text{Var}}(\hat{\tau}_h)} \quad (14)$$

where  $z_a$  denotes the  $a$ th quantile of the standard Normal distribution, and  $\widehat{\text{Var}}(\hat{\tau}_h)$  is obtained by plugging in the corresponding estimates for  $\text{ITT}_Y^{(h)}$ ,  $\text{ITT}_W^{(h)}$ ,  $\text{Var}(\text{ITT}_Y^{(h)})$ ,  $\text{Var}(\text{ITT}_W^{(h)})$ , and  $\text{Cov}(\text{ITT}_Y^{(h)}, \text{ITT}_W^{(h)})$  into (13). The point estimates for  $\text{ITT}_Y^{(h)}$  and  $\text{ITT}_W^{(h)}$  are shown in (10) and (11), respectively. Using results from Imbens & Rubin (2015, Chapter 23), conservative estimates for  $\text{Var}(\widehat{\text{ITT}}_Y^{(h)})$  and  $\text{Var}(\widehat{\text{ITT}}_W^{(h)})$  are

$$\widehat{\text{Var}}(\widehat{\text{ITT}}_Y^{(h)}) = \frac{\sum_{i:Z_i=1, i \in \mathcal{U}_h} (Y_i - \bar{Y})^2}{N_T^{(h)}} + \frac{\sum_{i:Z_i=0, i \in \mathcal{U}_h} (Y_i - \bar{Y})^2}{N_C^{(h)}} \quad (15)$$

$$\widehat{\text{Var}}(\widehat{\text{ITT}}_W^{(h)}) = \frac{\sum_{i:Z_i=1, i \in \mathcal{U}_h} (W_i - \bar{W})^2}{N_T^{(h)}} + \frac{\sum_{i:Z_i=0, i \in \mathcal{U}_h} (W_i - \bar{W})^2}{N_C^{(h)}} \quad (16)$$

i.e., the standard Neymanian variance estimators for the average intention-to-treat effect on the outcome and treatment receipt. Finally, using results from Imbens & Rubin (2015, Page 541), an estimate for  $\text{Cov}(\widehat{\text{ITT}}_Y^{(h)}, \widehat{\text{ITT}}_W^{(h)})$  is

$$\widehat{\text{Cov}}(\widehat{\text{ITT}}_Y^{(h)}, \widehat{\text{ITT}}_W^{(h)}) = \frac{1}{N_T^{(h)}(N_T^{(h)} - 1)} \sum_{i: Z_i=1, i \in \mathcal{U}_h} (Y_i - \bar{Y})(W_i - \bar{W}) \quad (17)$$

i.e., the sample covariance between  $Y_i$  and  $W_i$  in the treatment group.

#### 4.2.2 How to Analyze a Fuzzy RDD assuming Local Block Randomization

Now let  $\mathcal{B}_1^{(h)}, \dots, \mathcal{B}_J^{(h)}$  denote the blocks of units within  $\mathcal{U}_h$  for a particular instance of the Local Block Randomization assumption. Using standard results about block randomized experiments (e.g., Miratrix et al. (2013)), we can leverage the results from the previous subsection to construct a Neymanian point estimate and confidence interval assuming Local Block Randomization.

Let  $\hat{\tau}_h^{(j)}$  denote the point estimate for  $\tau_h$  within block  $\mathcal{B}_j$ . In other words,  $\hat{\tau}_h^{(j)}$  is computed as  $\hat{\tau}_h$  defined in (12), but only using units in  $\mathcal{B}_j$ . Then, an estimate for  $\tau_h$  under Local Block Randomization can be constructed by taking a weighted average of the  $\hat{\tau}_h^{(j)}$ , where the weights correspond to the sizes of the blocks:

$$\hat{\tau}_h^{(\text{block})} = \frac{\sum_{j=1}^J |\mathcal{B}_j| \cdot \hat{\tau}_h^{(j)}}{\sum_{j=1}^J |\mathcal{B}_j|} \quad (18)$$

Similarly, an estimate for the variance of  $\hat{\tau}_h^{(\text{block})}$  is

$$\widehat{\text{Var}}(\hat{\tau}_h^{(\text{block})}) = \frac{\sum_{j=1}^J |\mathcal{B}_j|^2 \cdot \widehat{\text{Var}}(\hat{\tau}_h^{(j)})}{(\sum_{j=1}^J |\mathcal{B}_j|)^2} \quad (19)$$

where  $\widehat{\text{Var}}(\hat{\tau}_h^{(j)})$  is computed as  $\widehat{\text{Var}}(\hat{\tau}_h)$  defined in (13), but only using units in  $\mathcal{B}_j$ .

#### 4.2.3 Analyses for the Grant Data

In Section 4.1 we concluded that Local Complete Randomization and several variations of Local Block Randomization held for  $h \leq 1500$ . Figure 3 shows the Neymanian point

estimates and confidence intervals for  $\tau_h$  for  $h \in \{250, 500, \dots, 1500\}$  and various locality assumptions. The confidence intervals under Local Block Randomization are notably more precise than the confidence intervals under Local Complete Randomization, reflecting the gains in this more precise hypothetical experimental design. However, the analyses across different Local Block Randomization assumptions are quite similar to one another. This is likely because year turned out to be moderately related to the outcome ( $R^2 = 0.582$  for the linear regression of the outcome on year when  $h = 1500$ ), while the sex and university covariates are only weakly related to the outcome ( $R^2 = 0.001$  and  $R^2 = 0.020$  for the linear regression of the outcome on sex and on university, respectively). Thus, assuming Local Block Randomization (or some other locality assumption) only results in precision gains when one can condition on covariates that are related to the outcome, which is unsurprising given the long understanding that block randomization is most beneficial if one blocks on relevant covariates (e.g., see the experimental design textbooks Cox & Reid (2000), Box et al. (2005), and Seltman (2012)). However, as discussed in Section 3, it is important that no outcome information is used to choose locality assumptions on the assignment mechanism, in order to avoid biasing results (Rubin, 2008).

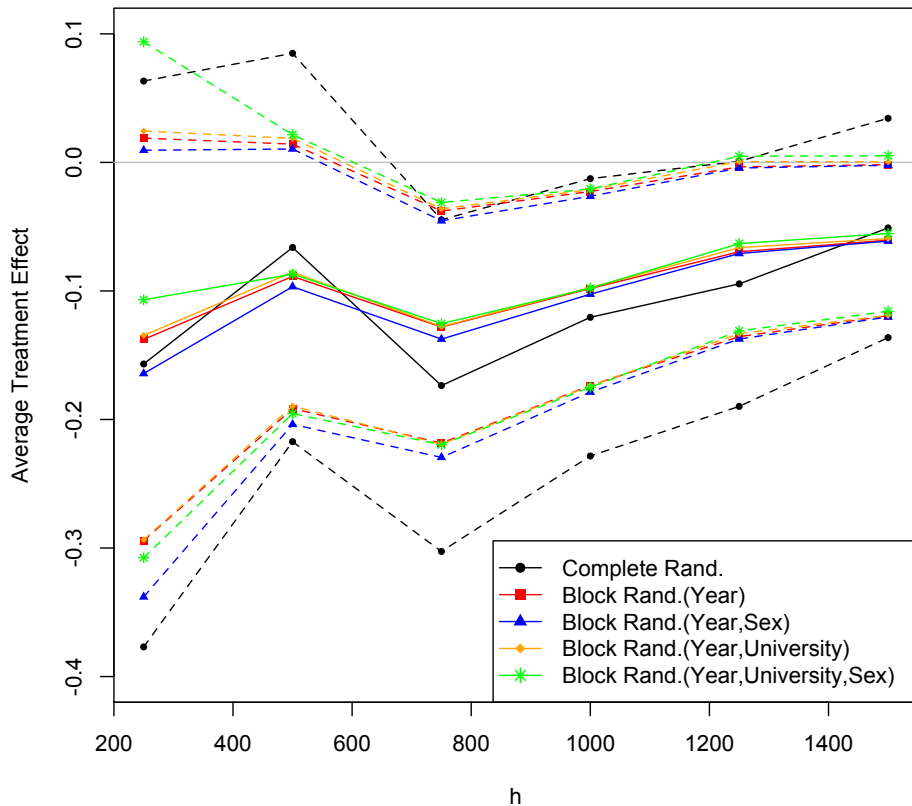


Figure 3: Neymanian point estimates and confidence intervals for  $\tau_h$ . Shown are analyses corresponding to Local Complete Randomization as well as Local Block Randomization for the four experimental designs discussed in Section 4.1.

Practically speaking, there overall appears to be a negative treatment effect, indicating that the university grant tends to decrease dropout rates. Notably, for the analysis corresponding to  $h = 1500$  (the largest bandwidth for which there is covariate balance), the Local Complete Randomization analysis suggests that this treatment effect is not significant, whereas the Local Block Randomization analyses suggest that this treatment effect is borderline significant, which is in line with the more complex

Bayesian model-based analysis conducted by Li et al. (2015). Thus, properly placing precise locality assumptions on the assignment mechanism can lead to a better ability to detect treatment effects.

Indeed, similar to Li et al. (2015), we could extend our methodology to include model-based adjustments on covariates that we did not block on through locality assumptions, and this could be done by specifying models for the outcome as well as the compliance behavior (e.g., using methods from Imbens & Rubin (2015, Chapter 25)). However, it is notable that we could precisely detect significant treatment effects by only placing an assumption on the assignment mechanism while avoiding any modeling assumptions. Furthermore, by avoiding model specifications, our point estimate retains the transparency of a simple mean-difference estimator—a transparency that is often lost in complex models (Lin, 2013). Finally, it is important to note that the causal estimand for our local randomization analysis is for  $\tau_h$ —i.e., the average treatment effect for units whose running variable is within  $h$  of the cutoff—and not just the average treatment effect at the cutoff. For example, our analysis for  $h = 1500$  estimates the average treatment effect for students whose economic measure is in (13500, 16500) euros. Meanwhile, a standard RDD analysis that uses local regression methods would only attempt to estimate the average treatment effect for students whose economic measure is exactly 15000 euros.

In short, our local randomization perspective—by leveraging particular assumptions on the assignment mechanism—can avoid modeling assumptions while providing precise inference for causal effects that are more generalizable than the causal effect only at the cutoff point in an RDD.

## 5 Discussion and Conclusion

Regression discontinuity designs (RDDs) are a common quasi-experiment in economics, education, medicine, and statistics. The most popular methodologies for estimating causal effects in an RDD are local polynomial regression methods, which view the running variable as fixed and focus estimation on the average treatment effect at the cutoff. In contrast, a recent strand of literature has developed a local randomization perspective for RDDs, which views the running variable as stochastic, thereby introducing randomness to the assignment mechanism. Two benefits of the local randomization perspective are that (1) it focuses estimation on the average treatment effect for a sub-



set of units around the cutoff, instead of just for units at the cutoff; and (2) it does not require any modeling assumptions, and instead only requires assumptions about the assignment mechanism. However, the literature on local randomization for RDDs has focused primarily on Local Complete Randomization—an assignment mechanism characterized by random permutations of the treatment indicator for units near the cutoff. Assuming Local Complete Randomization is a strong assumption, because it posits that the propensity scores are equal for all units near the cutoff.

In this work, we extended the local randomization framework to allow for any assignment mechanism, such as Bernoulli trials and block randomization, where propensity scores are allowed to differ. To test whether a particular assignment mechanism holds within an RDD, we developed exact randomization tests for covariate balance that allow for multiple testing corrections if multiple covariates are present. These tests can be used to select the largest window around the cutoff where a particular assignment mechanism is plausible; then, an analysis using this assignment mechanism can be conducted within that window around the cutoff.

Finally, we applied our methodology to a fuzzy RDD that assesses the effects of financial aid on college dropout rates in Italy. This RDD was originally analyzed by Li et al. (2015) assuming Local Complete Randomization and using a Bayesian model that adjusted for covariates and addressed units' compliance behavior in the fuzzy RDD. In contrast, we analyzed this RDD assuming Local Block Randomization, which allows units' propensity scores to differ across blocks defined by covariates. Furthermore, as an alternative to the Bayesian approach, we formulated a Neymanian approach to analyzing fuzzy RDDs—first, we developed this approach under Local Complete Randomization, and then we extended it to Local Block Randomization. A benefit of this Neymanian approach is that it takes advantage of the locality assumption placed on the assignment mechanism, but otherwise does not make any modeling specifications, thereby preserving the transparency of simple treatment effect estimators. After applying our Neymanian approach, we found that assuming Local Block Randomization leads to more precise inference than assuming Local Complete Randomization, as long as the covariates used to construct the blocks are predictive of the outcome. We concluded that financial aid led to a significant decrease in college dropout rates, which is in line with the original findings of Li et al. (2015). Notably, we were able to obtain precise inference of causal effects by placing locality assumptions on the assignment mechanism instead of relying on modeling assumptions, as in Li et al. (2015).

However, as we discussed in Section 4, our methodology could be extended to allow

for modeling adjustments in conjunction with locality assumptions on the assignment mechanism. For example, Li et al. (2015), Cattaneo et al. (2017), and Branson et al. (2017) show how more complex models can be combined with the Local Complete Randomization assumption. Our work suggests a promising line for future research exploring how different modeling and locality assumptions can be combined to produce precise causal inferences for RDDs.

## References

- Box, G. E., Hunter, J. S., & Hunter, W. G. (2005). *Statistics for Experimenters: Design, Innovation, and Discovery*, vol. 2. Wiley-Interscience New York.
- Branson, Z. (2018). Is my matched dataset as-if randomized, more, or less? unifying the design and analysis of observational studies. *arXiv preprint arXiv:1804.08760*.
- Branson, Z., & Bind, M.-A. (2018). Randomization-based inference for bernoulli trial experiments and implications for observational studies. *Statistical Methods in Medical Research*, (p. 0962280218756689).
- Branson, Z., Rischard, M., Bornn, L., & Miratrix, L. (2017). A nonparametric bayesian methodology for regression discontinuity designs. *arXiv preprint arXiv:1704.04858*.
- Calonico, S., Cattaneo, M. D., & Farrell, M. H. (2018). On the effect of bias estimation on coverage accuracy in nonparametric inference. *Journal of the American Statistical Association*, (pp. 1–13).
- Calonico, S., Cattaneo, M. D., Farrell, M. H., & Titiunik, R. (2016). Regression discontinuity designs using covariates. *Review of Economics and Statistics*, (0).
- Calonico, S., Cattaneo, M. D., & Titiunik, R. (2014). Robust nonparametric confidence intervals for regression-discontinuity designs. *Econometrica*, 82(6), 2295–2326.
- Calonico, S., Cattaneo, M. D., & Titiunik, R. (2015). Optimal data-driven regression discontinuity plots. *Journal of the American Statistical Association*, 110(512), 1753–1769.
- Cattaneo, M. D., Frandsen, B. R., & Titiunik, R. (2015). Randomization inference in the regression discontinuity design: An application to party advantages in the senate. *Journal of Causal Inference*, 3(1), 1–24.
- Cattaneo, M. D., Titiunik, R., & Vazquez-Bare, G. (2017). Comparing inference approaches for rd designs: A reexamination of the effect of head start on child mortality. *Journal of Policy Analysis and Management*, 36(3), 643–681.

- Chib, S., & Jacobi, L. (2016). Bayesian fuzzy regression discontinuity analysis and returns to compulsory schooling. *Journal of Applied Econometrics*, *31*(6), 1026–1047.
- Cox, D. R., & Reid, N. (2000). *The Theory of the Design of Experiments*. Chapman and Hall/CRC.
- Gagnon-Bartsch, J., & Shem-Tov, Y. (2016). The classification permutation test: A nonparametric test for equality of multivariate distributions. *arXiv preprint arXiv:1611.06408*.
- Hahn, J., Todd, P., & Van der Klaauw, W. (2001). Identification and estimation of treatment effects with a regression-discontinuity design. *Econometrica*, *69*(1), 201–209.
- Hansen, B. B. (2008). The essential role of balance tests in propensity-matched observational studies: Comments on “A critical appraisal of propensity-score matching in the medical literature between 1996 and 2003” by Peter Austin. *Statistics in Medicine*, *27*(12), 2050–2054.
- Hansen, B. B., & Bowers, J. (2008). Covariate balance in simple, stratified and clustered comparative studies. *Statistical Science*, (pp. 219–236).
- Iacus, S. M., King, G., & Porro, G. (2012). Causal inference without balance checking: Coarsened exact matching. *Political Analysis*, *20*(1), 1–24.
- Imai, K., King, G., & Stuart, E. A. (2008). Misunderstandings between experimentalists and observationalists about causal inference. *Journal of the Royal Statistical Society: Series A (Statistics in Society)*, *171*(2), 481–502.
- Imbens, G. W., & Lemieux, T. (2008). Regression discontinuity designs: A guide to practice. *Journal of Econometrics*, *142*(2), 615–635.
- Imbens, G. W., & Rubin, D. B. (2015). *Causal Inference in Statistics, Social, and Biomedical Sciences*. Cambridge University Press.
- Lee, J. J., Forastiere, L., Miratrix, L., & Pillai, N. S. (2016). More powerful multiple testing in randomized experiments with non-compliance. *arXiv preprint arXiv:1605.07242*.

- Li, F., Mattei, A., & Mealli, F. (2015). Evaluating the causal effect of university grants on student dropout: evidence from a regression discontinuity design using principal stratification. *The Annals of Applied Statistics*, 9(4), 1906–1931.
- Lin, W. (2013). Agnostic notes on regression adjustments to experimental data: Reexamining Freedman’s critique. *The Annals of Applied Statistics*, 7(1), 295–318.
- Mahalanobis, P. C. (1936). On the generalised distance in statistics. *Proceedings of the National Institute of Sciences of India, 1936*, (pp. 49–55).
- Mattei, A., & Mealli, F. (2016). Regression discontinuity designs as local randomized experiments. *Observational Studies*, (2), 156–173.
- Miratrix, L. W., Sekhon, J. S., & Yu, B. (2013). Adjusting treatment effect estimates by post-stratification in randomized experiments. *Journal of the Royal Statistical Society: Series B (Statistical Methodology)*, 75(2), 369–396.
- Rosenbaum, P. R. (2002). *Observational Studies*. Springer.
- Rosenbaum, P. R., & Rubin, D. B. (1983). The central role of the propensity score in observational studies for causal effects. *Biometrika*, 70(1), 41–55.
- Rubin, D. B. (1980). Randomization analysis of experimental data: The fisher randomization test comment. *Journal of the American Statistical Association*, 75(371), 591–593.
- Rubin, D. B. (2007). The design versus the analysis of observational studies for causal effects: parallels with the design of randomized trials. *Statistics in Medicine*, 26(1), 20–36.
- Rubin, D. B. (2008). For objective causal inference, design trumps analysis. *The Annals of Applied Statistics*, (pp. 808–840).
- Sales, A. C., & Hansen, B. B. (2014). Limitless regression discontinuity. *arXiv preprint arXiv:1403.5478*.
- Seltman, H. J. (2012). *Experimental Design and Analysis*. Online at: <http://www.stat.cmu.edu/~hseltman/309/Book/Book.pdf>.

- Stuart, E. A. (2010). Matching methods for causal inference: A review and a look forward. *Statistical Science*, *25*(1), 1.
- Thistlethwaite, D. L., & Campbell, D. T. (1960). Regression-discontinuity analysis: An alternative to the ex post facto experiment. *Journal of Educational Psychology*, *51*(6), 309–317.
- Visconti, G., & Zubizarreta, J. R. (2018). Handling limited overlap in observational studies with cardinality matching. *Observational Studies*, *4*, 217–249.
- Westfall, P. H., & Young, S. S. (1989). P value adjustments for multiple tests in multivariate binomial models. *Journal of the American Statistical Association*, *84*(407), 780–786.
- Zubizarreta, J. R. (2012). Using mixed integer programming for matching in an observational study of kidney failure after surgery. *Journal of the American Statistical Association*, *107*(500), 1360–1371.