

# High-Dimensional Poisson DAG Model Learning Using $\ell_1$ -Regularized Regression

Gunwoong Park<sup>1</sup>

<sup>1</sup> Department of Statistics, University of Seoul

## Abstract

In this paper we develop a new approach for learning high-dimensional Poisson directed acyclic graphical (DAG) models from only observational data without strong assumptions such as faithfulness and strong-sparsity. A key component of our method is to decouple the ordering estimation or parents search where the problems can be efficiently addressed using the  $\ell_1$ -regularized regression and the mean-variance relationship. We show that the sample size  $n = \Omega(d^{\frac{7}{3}} \log^7 p)$  is sufficient for our polynomial time algorithm to recover the true graph, where  $p$  is the number of nodes and  $d$  is the maximum indegree. We verify through simulations that our algorithm is statistically consistent in the high-dimensional  $p > n$  setting, and performs well compared to state-of-the-art ODS, GES, MMHC algorithms.

## 1 INTRODUCTION

Directed acyclic graphical (DAG) models, also referred to as Bayesian networks, are popular probabilistic statistical models to analyze and visualize (functional) causal or directional dependence relationships among random variables. DAG models have applications in various areas including genomics, neuroimaging, statistical physics, spatial statistics and many others (see e.g., [1, 2, 3, 4]).

However, learning DAG models from only observational data is a notoriously difficult problem due to non-identifiability and exponential growing computational complexity. Prior works have addressed the question of identifiability for different classes of joint distribution  $\mathbb{P}(G)$ . [5, 6] show the Markov equivalence class (MEC) where graphs that belong to the same MEC have the same conditional independence relations. [7, 8, 9, 10] show that the underlying graph of a DAG model is recoverable up to MEC under the faithfulness or some related assumptions that can be very restrictive ([11]).

It also has been well studied that learning DAG models is computationally non-trivial due to the super-exponentially growing size of the space of DAGs in the number of nodes [12, 13]: e.g., for  $p = 20$ , there are  $2.3 \times 10^{72}$  directed acyclic graphs. Hence it is NP-hard to search over the space of DAGs [14], and many existing algorithms such as PC, GES; MMHC, and GDS take greedy search methods that may not guarantee for recovering the true MEC.

Recently, a number of fully identifiable class of DAG models have been introduced in [4, 15, 16, 17, 18, 19, 20]. In addition, some of these models can be successfully learned from high dimensional data by decomposing the DAG learning problem into (i) the ordering estimation and (ii) the skeleton estimation [18, 19, 21]. The main reasoning is that if ordering is known or recoverable, learning a directed graphical

model is as hard as learning an undirected graphical model or Markov random field (MRF). Moreover, [22, 23, 24, 25] show that sparse undirected graphs can be estimated via  $\ell_1$ -regularized regression in high-dimensional settings under suitable conditions.

It is an important research problem of learning DAG from *multivariate count data* since large-scale *count data* frequently arises in many fields such as high-throughput genomic sequencing data, spatial incidence data, sports science data, and disease incidence data. Hence in this paper, we focus on learning Poisson DAG models for multivariate count data where the conditional distribution of each node given its parents is Poisson, and its rate parameter is a function of the parents. Like learning Poisson undirected graphical model introduced in [22] where the sample bound is  $\Omega(d_m^2 \log^3 p)$ , it is not surprising that Poisson DAG models can be learned in high dimensional settings when the indegree of the graph is bounded. [18, 19] establish the consistency of learning Poisson DAG models with the sample bound  $n = \Omega(\max\{d^3 \log^9 p, \log^{5+d} p\})$ s. This huge sample complexity difference is induced by the mainly three reasons: (i) the inexistence ordering; (ii) the known parametric functional form (the canonical log link) for the dependencies; and (iii) the restrictive parameter space in Poisson MRFs.

The main objective of this work is to propose a new milder identifiability assumption and to develop a new polynomial time approach, called Mean-variance Ratio Scoring (MRS), for learning high-dimensional Poisson DAG models when the parametric functional form for the dependencies is known while the parameters are unbounded and unknown. We address the question of learning high-dimensional Poisson DAG models under the causal sufficiency assumption that all relevant variables have been observed. However we do not assume the (causal) faithfulness assumption that might be restrictive [11].

The MRS algorithm combines the idea of the mean-variance relationship of Poisson for recovering an ordering, and sparsity-encouraging  $\ell_1$ -regularized regression for finding the parents of each node. We provide sufficient conditions under which the MRS algorithm recovers the Poisson DAG model with high probability, in the high-dimensional  $p > n$  setting. We demonstrate through simulations that our MRS algorithm performs better than state-of-the-art ODS [18], GES [7], MMHC [26] on average in terms of run-time and recovering a graph structure and its MEC.

The remainder of this paper is structured as follows: Section 2.1 summarizes the necessary notations and problem settings, Section 2.2 discusses Poisson DAG models and its new identifiability condition, and Section 2.3 provides the detailed comparison between Poisson DAG models and MRFs. In Section 3, we introduce our polynomial-time DAG learning algorithm which we refer to as the Mean-variance Ratio Scoring (MRS). Section 3.1 discusses computational complexity of our algorithm, and Section 3.2 provides statistical guarantees for learning Poisson DAG models via the MRS algorithm. Section 4 empirically evaluates our methods compared to state-of-the-art ODS, GES, and MMHC algorithms. Lastly we discuss possible further improvements through some simple modifications of the algorithm.

## 2 POISSON DAG MODELS

We first introduce some necessary notations and definitions for directed acyclic graph (DAG) models. Then we give a detailed description of the previous work for learning Poisson DAG models [18], and propose a new strictly milder identifiability condition. Lastly we discuss how Poisson DAG models and MRFs [27] are related.

### 2.1 Problem Set-up and Notations

A DAG  $G = (V, E)$  consists of a set of nodes  $V = \{1, 2, \dots, p\}$  and a set of directed edges  $E \in V \times V$  with no directed cycles. A directed edge from node  $j$  to  $k$  is denoted by  $(j, k)$  or  $j \rightarrow k$ . The set of *parents* of node  $k$  denoted by  $\text{Pa}(k)$  consists of all nodes  $j$  such that  $(j, k) \in E$ . If there is a directed path  $j \rightarrow \dots \rightarrow k$ , then  $k$  is called a *descendant* of  $j$  and  $j$  is an *ancestor* of  $k$ . The set  $\text{De}(k)$  denotes the set of all descendants of node  $k$ . The *non-descendants* of node  $k$  are  $\text{Nd}(k) := V \setminus (\{k\} \cup \text{De}(k))$ . An important property of DAGs is that there exists a (possibly non-unique) *ordering*  $\pi = (\pi_1, \dots, \pi_p)$  of a directed graph that represents directions of edges such that for every directed edge  $(j, k) \in E$ ,  $j$  comes before  $k$  in the ordering. Hence learning a graph is equivalent to learning the ordering and the skeleton that is the set of directed edges without their directions.

We consider a set of random variables  $X := (X_j)_{j \in V}$  with a probability distribution taking values in probability space  $\mathcal{X}_V$  over the nodes in  $G$ . Suppose that a random vector  $X$  has a joint probability density function  $P(G) = P(X_1, X_2, \dots, X_p)$ . For any subset  $S$  of  $V$ , let  $X_S := \{X_j : j \in S \subset V\}$  and  $\mathcal{X}(S) := \times_{j \in S} \mathcal{X}_j$ . For any node  $j \in V$ ,  $\mathbb{P}(X_j | X_S)$  denotes the conditional distribution of a variable  $X_j$  given a random vector  $X_S$ . Then, a DAG model has the following factorization [28]:

$$\mathbb{P}(G) = \mathbb{P}(X_1, X_2, \dots, X_p) = \prod_{j=1}^p \mathbb{P}(X_j | X_{\text{Pa}(j)}), \quad (1)$$

where  $\mathbb{P}(X_j | X_{\text{Pa}(j)})$  is the conditional distribution of  $X_j$  given its parents  $X_{\text{Pa}(j)} := \{X_k : k \in \text{Pa}(j)\}$ .

We suppose that there are  $n$  i.i.d samples  $X^{1:n} := (X^{(i)})_{i=1}^n$  from a given graphical model where  $X^{(i)} := X_{1:p}^{(i)} = (X_1^{(i)}, X_2^{(i)}, \dots, X_p^{(i)})$  is a  $p$ -variate random vector. The notation  $\hat{\cdot}$  denotes an estimate based on samples  $X^{1:n}$ . We also assume the causal sufficiency assumption that all important variables have been observed.

### 2.2 Poisson DAG Models and New Identifiability Condition

The definition of Poisson DAG models in [18] is that each conditional distribution given its parents  $X_j | X_{\text{Pa}(j)}$  is Poisson such that

$$X_j | X_{\text{Pa}(j)} \sim \text{Poisson}(g_j(X_{\text{Pa}(j)})), \quad (2)$$

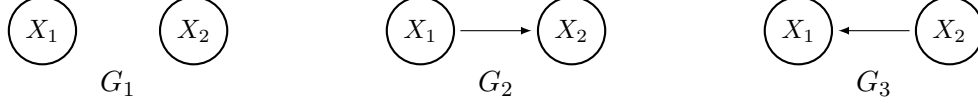


Figure 1: Bivariate directed acyclic graphs of  $G_1$ ,  $G_2$  and  $G_3$

where for any arbitrary positive link function  $g_j : \mathcal{X}_{\text{Pa}(j)} \rightarrow \mathbb{R}^+$ . Hence using the factorization in Eqn. (1), the joint distribution is as follows:

$$f_G(X) = \prod_{j \in V} f_j(X_j | X_{\text{Pa}(j)}), \quad (3)$$

Now we briefly explain how Poisson DAG models are identifiable from only the distribution using bivariate Poisson DAG models illustrated in Fig. 1:  $G_1 : X_1 \sim \text{Poisson}(\lambda_1)$ ,  $X_2 \sim \text{Poisson}(\lambda_2)$ , where  $X_1$  and  $X_2$  are independent;  $G_2 : X_1 \sim \text{Poisson}(\lambda_1)$  and  $X_2 | X_1 \sim \text{Poisson}(g_2(X_1))$ ; and  $G_3 : X_2 \sim \text{Poisson}(\lambda_2)$  and  $X_1 | X_2 \sim \text{Poisson}(g_1(X_2))$  for arbitrary positive functions  $g_1, g_2 : \mathbb{N} \cup \{0\} \rightarrow \mathbb{R}^+$ .

We exploit the mean-variance relationship of Poisson distribution to find the true underlying graph. For  $G_1$ ,  $\text{Var}(X_j) = \mathbb{E}(X_j)$  for all  $j = 1, 2$ . For  $G_2$ ,  $\text{Var}(X_1) = \mathbb{E}(X_1)$ , while

$$\text{Var}(X_2) = \mathbb{E}[\text{Var}(X_2 | X_1)] + \text{Var}[\mathbb{E}(X_2 | X_1)] = \mathbb{E}[\mathbb{E}(X_2 | X_1)] + \text{Var}[\mathbb{E}(X_2 | X_1)] > \mathbb{E}(X_2),$$

as long as  $\text{Var}[\mathbb{E}(X_2 | X_1)] > 0$ . For  $G_3$ ,  $\text{Var}(X_1) > \mathbb{E}(X_1)$  and  $\text{Var}(X_2) = \mathbb{E}(X_2)$  with the same manner.

This idea of mean-variance relationship can easily apply to general p-variate Poisson DAG models, and hence the models are identifiable by testing overdispersion for the conditional distribution of each node conditioning on other variables, and equivalently testing whether the first-and-second order moments ratio  $\mathbb{E}(X_j^2)/(\mathbb{E}(X_j) + \mathbb{E}(X_j)^2)$  is equal to one or greater than one.

**Theorem 2.1.** Assume that for all  $j \in V$ , non-empty  $\text{Pa}_0(j) \subset \text{Pa}(j)$ , and  $S_j \subset \text{Nd}(j) \setminus \text{Pa}_0(j)$ ,

$$\mathbb{E}(X_j^2) > \mathbb{E}(\mathbb{E}(X_j | X_{S_j}) + \mathbb{E}(X_j | X_{S_j})^2)$$

the Poisson DAG model is identifiable.

We defer the proof in Section 3.2. This identifiability condition is equivalent to  $\mathbb{E}(\text{Var}(\mathbb{E}(X_j | X_{\text{Pa}(j)}) | X_S)) > 0$  that is strictly milder than the previous identifiability condition  $\text{Var}(\mathbb{E}(X_j | X_{\text{Pa}(j)}) | X_S) > 0$  in [18]. It allows not all  $x_{\text{Pa}(j)} \in X_{\text{Pa}(j)}$  influence the variable  $X_j$ .

### 2.3 Comparison to Poisson MRF

In this section, we compare Poisson DAG models and MRFs where the conditional distributions of each node given its parents and neighbors are Poisson, respectively. For simplifying the comparison, we consider Poisson structural equation model (SEM) where the link functions  $g_j$ 's in Eqn. (2) are the standard log link

function for Poisson GLMs, i.e.,  $g_j(X_{\text{Pa}(j)}) = \exp(\theta_j + \sum_{k \in \text{Pa}(j)} \theta_{jk} X_k)$  where  $(\theta_{jk})_{k \in \text{Pa}(j)}$  represent the nonzero linear weights. Using the factorization (1), the joint distribution of Poisson SEM can be written as:

$$f(X_1, X_2, \dots, X_p) = \exp\left(\sum_{j \in V} \theta_j X_j + \sum_{(k,j) \in E} \theta_{jk} X_j X_k - \sum_{j \in V} \log X_j! - \sum_{j \in V} e^{\theta_j + \sum_{k \in \text{Pa}(j)} \theta_{jk} X_k}\right). \quad (4)$$

This is a similar form of the joint distribution of the Poisson MRFs in [22] where the joint distribution has the following form:

$$f(X_1, X_2, \dots, X_p) = \exp\left(\sum_{j \in V} \theta_j X_j + \sum_{(k,j) \in E} \theta_{jk} X_j X_k - \sum_{j \in V} \log X_j! - A(\theta)\right), \quad (5)$$

where  $A(\theta)$  is the log of the normalization constant. The key difference between Poisson SEM and MRF is the normalization constant of  $A(\theta)$  in (5) as opposed to the term  $\sum_{j \in V} e^{\theta_j + \sum_{k \in \text{Pa}(j)} \theta_{jk} X_k}$  in (4) which depends on variables.

[27] prove that a Poisson MRF (5) is normalizable if and only if all  $(\theta_{jk})$  values are less than or equal to 0. This means the Poisson MRFs only captures negative dependency relations. In addition, [27] address the learning Poisson only when the functional form of dependencies are  $X_j \mid X_{V \setminus j} \sim \text{Poisson}(\exp(\theta_j + \sum_{k \in \mathcal{N}(j)} \theta_{jk} X_k))$  where  $\mathcal{N}(j)$  is the neighbors of a node  $j$  in the graph.

While Poisson MRFs have strong restrictions on the functional form for the dependencies and the parameter space, it can be successfully learned in the high dimensional settings with less restrictive constraints of sparsity. [22] show that Poisson MRFs can be recovered via  $\ell_1$ -regularized regression if  $n = \Omega(d_m^2 \log^3 p)$  where  $d_m$  is the degree of the undirected graph. In contrast, [18, 19] show that Poisson DAG models can be learned via the ODS algorithm if  $n = \Omega(\max\{(d_m \log^3 p)^4, \log^{5+d} p\})$  where  $d_m$  is obtained by the moralized graph. This big difference of the sample complexity primarily comes from the unknown functional form for the dependencies in Poisson DAG models. In the next section, we will show that a significant advantage can be achieved by assuming the parametric function for the dependencies in terms of recovering the graphs.

### 3 Discovery Algorithm

We present our Mean-variance Ratio Scoring (MRS) algorithm for learning Poisson SEM (4). Our algorithm alternates between an element-wise ordering search using the (conditional) mean-variance ratio, and the parents search using the  $\ell_1$ -regularized GLM. Hence the algorithm choose a node for the first element of the ordering, and then determines its parents. The algorithm iterates this procedure until the last element of the ordering and its parents are determined.

Without loss of generality, assume that  $\pi = (1, 2, \dots, p)$  is the true ordering. Then Poisson SEMs (4) have the conditional distribution of  $X_j$  given all variables before  $j$  in the ordering is reduced to the following

Poisson GLM:

$$P(X_j | X_{1:(j-1)}) = \exp \left\{ \theta_j X_j + \sum_{k \in 1:(j-1)} \theta_{jk} X_k X_j + \log X_j! - \exp \left( \theta_j + \sum_{k \in 1:(j-1)} \theta_{jk} X_k \right) \right\}, \quad (6)$$

where  $\theta_{jk} \in \mathbb{R}$  represents the influence of node  $k$  on node  $j$ . For ease of notation, let  $\theta(j)$  be a set of parameters related to Poisson GLM (6). Then  $\theta(j) = (\theta_j, \theta_{\setminus j}) \in \mathbb{R} \times \mathbb{R}^{j-1}$  where  $\theta_{\setminus j} = (\theta_{jk})_{k \in \{1, 2, \dots, j-1\}}$  is a zero-padded vector with non-zero entries if  $k \in \text{Pa}(j)$ , otherwise zero.

Our MRS algorithm 1 involves learning the ordering by comparing mean-variance ratio scores of nodes using the following equations:

$$\widehat{\mathcal{S}}_r(1, j) := \frac{\widehat{\mathbb{E}}(X_j^2)}{\widehat{\mathbb{E}}(X_j) + \widehat{\mathbb{E}}(X_j)^2} \quad \text{and} \quad \widehat{\mathcal{S}}_r(m, j) := \frac{\widehat{\mathbb{E}}(X_j^2)}{\widehat{\mathbb{E}}(\widehat{\mathbb{E}}(X_j | X_{1:(m-1)}) + \widehat{\mathbb{E}}(X_j | X_{1:(m-1)})^2)}, \quad (7)$$

where  $\widehat{\mathbb{E}}(X_j) = \frac{1}{n} \sum_{i=1}^n X_j^{(i)}$ , and  $\widehat{\mathbb{E}}(X_j | X_S) = \exp(\widehat{\theta}_j^S + \sum_{k \in S} \widehat{\theta}_{jk}^S X_k)$  where  $\widehat{\theta}_S(j) = (\widehat{\theta}_j^S, \widehat{\theta}_{\setminus j}^S)$  are the solution of the  $\ell_1$ -regularized GLM:

$$\widehat{\theta}_S(j) := \arg \min \frac{1}{n} \sum_{i=1}^n \left[ -X_j^{(i)} \left( \theta_j + \sum_{k \in S} \theta_{jk} X_k^{(i)} \right) + \exp \left( \theta_j + \sum_{k \in S} \theta_{jk} X_k^{(i)} \right) \right] + \lambda_j \sum_{k \in S} |\theta_{jk}|. \quad (8)$$

This score represents the level of how well each node satisfies the identifiability condition in Thm. 2.1. Hence the correct element of the ordering has a score one, otherwise strictly greater than one in population. The ordering is determined one node at a time by selecting the node with the smallest score.

The novelty of our algorithm is learning an ordering by testing which nodes have correct mean-variance relations according to the conditional distribution using  $\ell_1$ -regularized GLM. By substituting the estimation of parameters  $\theta(j)$  for the estimation of conditional mean, we gain significant computational and statistical improvements compared to previous work in [18]. In principle, the computation of a conditional mean exponentially grows in the number of conditioning variables. For example, if a conditioning set  $X_S$  contains five variables with 10 possible outcomes, then the number of possible computations is  $10^5$ .

As we discussed, the problem of learning directed graph structure is the same as the problem of learning undirected graph structure if the ordering is known. Hence given the estimated ordering, the parents of each node  $j$  can be learned via  $\ell_1$ -regularized GLMs (see details in [22, 23, 24, 25]). Therefore we determine the estimated parents of a node  $j$  as  $\widehat{\text{Pa}}(j) := \{k \in \pi_{1:(j-1)} : \widehat{\theta}_{jk} \neq 0\}$ .

### 3.1 Computational Complexity

The computation complexity for the MRS algorithm involves the  $\ell_1$ -regularized GLM algorithm [29] where the worse-case complexity is  $O(np)$  for a single  $\ell_1$ -regularized regression run. More precisely, the coordinate descent method updates each gradient in  $O(p)$  operations. Hence with  $d$  non-zero terms in the GLM, a complete cycle costs  $O(pd)$  operations if no new variables become non-zero, and costs  $O(np)$  for each new

---

**Algorithm 1: Mean-variance Ratio Scoring (MRS)**

---

**Input** :  $n$  i.i.d. samples,  $X^{1:n}$

**Output**: Estimated ordering  $\hat{\pi} = (\hat{\pi}_1, \dots, \hat{\pi}_p)$  and an edge structure,  $\hat{E} \in V \times V$

Set  $\hat{\pi}_0 = \emptyset$ ;

**for**  $m = \{1, 2, \dots, p\}$  **do**

    Set  $S = \{\hat{\pi}_1, \dots, \hat{\pi}_{m-1}\}$ ;

**for**  $j \in \{1, 2, \dots, p\} \setminus S$  **do**

        Estimate  $\hat{\theta}_S(j)$  for  $\ell_1$ -regularized generalized linear model (8);

        Calculate scores  $\hat{S}(m, j)$  using Eq. (7);

**end**

    The  $m^{\text{th}}$  element of the ordering,  $\hat{\pi}_m = \arg \min_j \hat{S}(m, j)$ ;

    The parents of  $m^{\text{th}}$  element of the ordering,  $\hat{\text{Pa}}(\hat{\pi}_m) = \{k \in S \mid \hat{\theta}_{\hat{\pi}_m k}^S \neq 0\}$ ;

**end**

**Return**: Estimate the edge set,  $\hat{E} = \cup_{m \in V} \{(k, \hat{\pi}_m) \mid k \in \hat{\text{Pa}}(\hat{\pi}_m)\}$

---

variable entered (see details in [30]). Since our algorithm has  $p$  iterations and there are  $p - j + 1$  regressions with  $j - 1$  features for the  $j$ th iteration, the total worst-case complexity is  $O(np^3)$ .

The estimation of Poisson MRF also involves node-wise  $\ell_1$ -regularized GLM over all other variables, and hence the worse-case complexity is  $O(np^2)$  if the coordinate descent method is exploited. The addition of estimation of ordering makes  $p$  computationally inefficient than the standard method for learning Poisson MRFs.

Learning a DAG model is NP-hard in general [14]. Hence many state-of-the-art MEC and DAG learning algorithms such as PC [8], GES [7], MMHC [26], GDS [31, 4] are inherently heuristic algorithms that are not guaranteed to recover the true graph. In numerical experiments 4, we compare the MRS to greedy search based GES and MMHC algorithms in terms of run time, and show that the MRS has a significant better computational complexity.

### 3.2 Theoretical Guarantees

In this section, we provide theoretical guarantees of the MRS algorithm for learning Poisson SEMs (4). The main result is expressed in terms of the triple  $(n, p, d)$  where  $n$  is a sample size,  $p$  is a graph node size, and  $d$  is the indegree of a graph.

We begin by discussing the assumptions we impose on the Poisson SEMs. Since we apply  $\ell_1$ -regularized regression for the parents selection, most assumptions are similar to those imposed in [22, 19] where  $\ell_1$ -regularized regression is used for graphical model learning.

Important quantities are the Hessian matrices of the negative conditional log-likelihood of a node  $j$  given a possible subset of the nodes in the ordering, i.e.  $S \in \{\emptyset, \{\pi_1\}, \{\pi_1, \pi_2\}, \dots, \{\pi_1, \dots, \pi_{j-1}\}\}$ . Let

$Q^{j,S} := \nabla^2 \ell_j^S(\theta_S^*(j); X^{1:n})$  where

$$\ell_j^S(\theta_S(j), X^{1:n}) := \frac{1}{n} \sum_{i=1}^n \left[ -X_j^{(i)} \left( \theta_j^S + \sum_{k \in S} \theta_{jk}^S X_k^{(i)} \right) + \exp \left( \theta_j^S + \sum_{k \in S} \theta_{jk}^S X_k^{(i)} \right) \right], \quad (9)$$

$$\theta_S^*(j) := \arg \min_{\theta \in \Theta_S(j)} \mathbb{E} \left( X_j \left( \theta_j^S + \sum_{k \in S} \theta_{jk}^S X_k \right) + \exp \left( \theta_j^S + \sum_{k \in S} \theta_{jk}^S X_k \right) \right), \quad (10)$$

where  $\Theta_S(j) := \{\theta_S(j) \in \mathbb{R}^{|S|+1} : \theta_{jk}^S = 0 \text{ for } k \notin \text{Pa}(j)\}$ .

For simplicity we denote  $\text{Pa}_S(j) := \text{Pa}(j) \cap S_j$ ,  $\mathbf{S}_j$  to all possible subsets of the nodes  $S_j$ , and  $A_{SS}$  be the  $|S| \times |S|$  sub-matrix of the matrix  $A$  corresponding to variables  $X_S$ .

**Assumption 3.1** (Dependence Assumption). For  $j \in V$ , there exists a constant  $\rho_{\min} > 0$  and  $\rho_{\max} < \infty$  such that

$$\begin{aligned} \min_{j \in V} \min_{S_j \in \mathbf{S}_j} \lambda_{\min} \left( Q_{\text{Pa}_S(j), \text{Pa}_S(j)}^{j, S_j} \right) &\geq \rho_{\min}, \text{ and} \\ \max_{j \in V} \max_{S_j \in \mathbf{S}_j} \lambda_{\max} \left( \frac{1}{n} \sum_{i=1}^n X_{\text{Pa}_S(j)}^{(i)} (X_{\text{Pa}_S(j)}^{(i)})^T \right) &\leq \rho_{\max}, \end{aligned}$$

where  $\lambda_{\min}(A)$  and  $\lambda_{\max}(A)$  are the smallest and largest eigenvalues of the matrix  $A$ , respectively.

**Assumption 3.2** (Incoherence Assumption). There exists a constant  $\alpha \in (0, 1]$  such that

$$\max_{j \in V} \max_{S_j \in \mathbf{S}_j} \left( \max_{t \in S_j^c} \|Q_{t \text{Pa}_S(j)}^{j, S_j} (Q_{\text{Pa}_S(j) \text{Pa}_S(j)}^{j, S_j})^{-1}\|_1 \right) \leq 1 - \alpha.$$

The dependence assumption 3.1 can be interpreted as ensuring that the variables among  $\text{Pa}(j)$  are not too dependent. In addition, the incoherence assumption 3.2 ensures that parents variables and non-parents variables are not highly correlated. These two assumptions are standard in all neighborhood regression approaches for variable selection involving  $\ell_1$ -based methods and these conditions have imposed in proper work both for high-dimensional regression and graphical model learning.

To ensure suitable concentration bounds hold, we require a boundedness assumption on the moment generating function to control the tail behavior.

**Assumption 3.3** (Concentration Bound Assumption). There exists a constant  $M > 0$  such that

$$\max_{j \in V} \mathbb{E}(\exp(X_j)) < M.$$

The Prior work for learning Poisson MRFs in [22] imposes technical conditions that control the tail behavior of  $(X_j)_{j=1}^p$  that can be satisfied based on the restricted parameter space  $\theta_{jk} < 0$ . However for learning Poisson SEMs where there is no parameter restriction, the assumption used in [22] is unrealistic.

Lastly, we require a stronger version of the (conditional) mean-variance ratio identifiability assumption in Thm. 2.1 because we move from the population to the finite samples.



**Assumption 3.4.** For all  $j \in V$  and any non-empty  $\text{Pa}_0(j) \subset \text{Pa}(j)$  where  $S_j \subset \text{Nd}(j) \setminus \text{Pa}_0(j)$ , there exists an  $M_{\min} > 0$  such that

$$\mathbb{E}(X_j^2) > (1 + M_{\min})\mathbb{E}(\mathbb{E}(X_j | X_{S_j}) + \mathbb{E}(X_j | X_{S_j})^2).$$

Putting together Assumptions 3.1 3.2, 3.3 3.4, we have the following main result that a Poisson SEM can be recovered via our MRS algorithm in high-dimensional settings. The theorem provides not only sufficient condition, but also the probability that our method recovers the true graph structure.

**Theorem 3.5** (Graph Recovery). *Consider a Poisson SEM as in (4) with parameter vector  $(\theta^*(j))_{j \in V}$  and the maximum indegree of the graph  $d$ . Suppose that the regularization parameter (8) is chosen such that*

$$\frac{\alpha \log(\max\{n, p\})}{(2 - \alpha)n^a} \leq \lambda_n \leq \frac{\alpha \rho_{\min}^2}{4^2 \cdot 10^3 (2 - \alpha) \rho_{\max} d \log^2 \eta}$$

for a constant  $a \in (0, 1/2)$  and  $\alpha \in (0, 1]$ . Suppose also that Assumptions 3.1 3.2, 3.3 3.4 are satisfied and the values of parameters in (6) are sufficiently large such that  $\min_{j \in V} \|\theta^*(j)\|_{\min} \geq \frac{10}{\rho_{\min}} \sqrt{d} \lambda_n$ . Then there exists some positive constants  $c_\epsilon$  for any  $\epsilon > 0$  such that if sample size is sufficiently large  $n > c_\epsilon (d^{\frac{7}{3}} \log^7(\max\{n, p\}))$ , the MRS algorithm uniquely recovers the graph with high probability:

$$P(\hat{G} = G) \geq 1 - \epsilon.$$

The detailed proof is provided in Sections 6.2 and 6.3. Section 6.2 provides the error probability that the  $\ell_1$ -regularized regression recovers the true parents of each node and Section 6.2 provides the error probability that the  $\ell_1$  regularized regression recovers the ordering by proving the error bound for the estimation of conditional expectation. The key technique for the proof is that the *primal-dual witness* method used in sparse regularized regression and related techniques ([19, 22, 23, 24, 25]). Thm 3.5 intuitively makes sense because the neighborhood selection via  $\ell_1$ -the regularized regression are well studied problem and its bias can be controlled by choosing the appropriate regularization parameter  $\lambda_n$ , and hence our mean-variance ratio scores can be sufficiently close to the true scores.

Thm. 3.5 claims that if  $n = \Omega(d^{\frac{7}{3}} \log^7 p)$ , our MRS algorithm recovers a underlying graph with high probability. Hence our MRS algorithm works in the high-dimensional setting provided that the indegree of the graph  $d$  is bounded. This sample bound result shows that our method has much relaxed constraints on the sparsity of the graph than the previous work in [18] where the sample bound is  $n = \Omega(\max\{(d \log^3 p)^4, \log^{5+d} p\})$ . Moreover, it also shows that learning Poisson DAG models require more samples than the learning Poisson MRFs in [22] where the sample bound is  $n = \Omega(d^2 \log^3 p)$  due to the existence of the ordering and the unrestricted parameter space.

## 4 NUMERICAL EXPERIMENTS

In this section, we provide simulation results to support our main theoretical results in Thm 3.5 and computational complexity in Section 3.1: (i) the MRS algorithm recovers the ordering and edges more accurately

n	100	200	300	400	500	600	700	800	900	1000
p = 20	1	25	93	136	199	200	200	200	200	200
p = 50	0	0	0	1	8	21	49	60	101	114

Table 1: Number of successes of the ODS algorithm implementations among 200 sets of samples for different the node size  $p \in \{20, 50\}$  and the sample size  $n \in \{100, 200, \dots, 1000\}$  when the indegree is  $d = 5$ .

as sample size increases; (ii) the required sample size  $n = \Omega(d^{\frac{7}{3}} \log^7 p)$  depends on  $p$  and  $d$ ; and (iii) the MRS algorithm accurately learns the graphs in high dimensional settings ( $p > n$ ); and (iv) the computational complexity is  $O(np^3)$  in the worst case. We also show that the MRS algorithm performs favorably compared to the ODS [18], GES [7], MMHC [26] algorithms. Lastly, we investigate how sensitive our MRS algorithm is to deviations from the assumption of the link functions by using the identity link function in (3).

#### 4.1 Random Poisson SEMs

We conduct simulations using 200 realizations of  $p$ -node Poisson SEMs (4) with the randomly generated underlying DAG structure while respecting the indegree constraints  $d \in \{2, 5\}$ . The set of non-zero parameters  $\theta_{jk} \in \mathbb{R}$  in (4) were generated uniformly at random in the range  $d \cdot \theta_{jk} \in [-3.5, -0.5] \cup [0.5, 3.5]$  and  $\theta_j \in [1, 3]$  which helps the generated values of samples to avoid either all zeros or beyond the maximum possible value in the R program  $10^{309}$ . However if some samples are all zeros (constants) or beyond maximum possible value, we regenerate parameters and samples.

The MRS and ODS algorithms are implemented using  $\ell_1$ -regularized likelihood where we used 5-fold cross validation to choose the regularization parameters, and chose the largest value where mean squared error is within  $5/d$  standard error of the minimum mean squared of error because we prefer a sparse graph containing only legitimate edges.

In Fig. 2, we compare the MRS to state-of-the art ODS, GES and MMHC algorithms by providing two results for varying sample size  $n \in \{100, 200, \dots, 1000\}$ , node size  $p \in \{100, 200, 500\}$ , and indegree  $d \in \{2, 5\}$ : (i) the average precision ( $\frac{\# \text{ of correctly estimated edges}}{\# \text{ of true edges}}$ ); (ii) the average recall ( $\frac{\# \text{ of correctly estimated edges}}{\# \text{ of estimated edges}}$ ). As we discussed the both GES and MMHC algorithms only recover the partial graph by leaving some arrows undirected. Hence we also provide average precision and recall for the estimated directed edges. We also provide an oracle where the true parents of each node is used while the ordering is estimated via  $\ell_1$ -regularized GLM. Hence we can see where the errors comes from between the ordering estimation or parents selection. We considered more parameters ( $\theta_{jk}, n, p, d$ ) but for brevity, we focused on these settings.

As we see in Fig. 2, the MRS algorithm accurately recovers the true graph as sample size is increasing. In addition, the MRS algorithm is more accurate for small sparse graphs than large-scale or dense graphs when a sample size is the same. Hence it confirms that the MRS algorithm is consistent, and the minimum sample bound  $n = \Omega(d^{\frac{7}{3}} \log^7 p)$  depends on  $p$  and  $d$ .

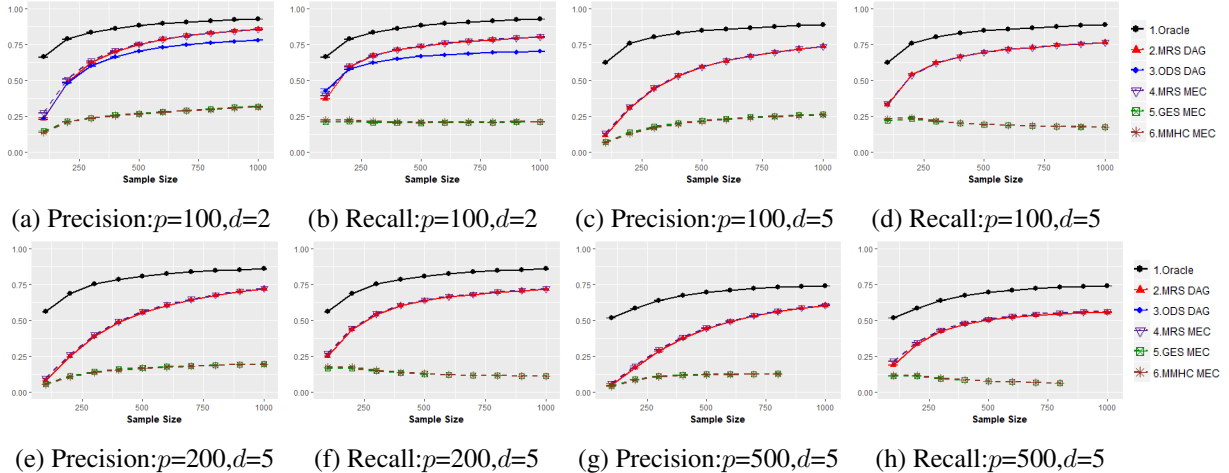


Figure 2: Comparison of the MRS algorithm to the ODS, GES and MMHC algorithms in terms of the precision and recall for Poisson SEMs with  $p \in \{100, 200, 500\}$  and  $d \in \{2, 5\}$ .

The MRS algorithm significantly out-performs state-of-the-art GES and MMHC algorithms in both precision and recall. The GES and MMHC algorithms show decreasing recall while increasing precision as same size is increasing, which implies that the estimated graphs via GES and MMHC are often too sparse when  $n$  is small. It is expected because the comparison methods fail to recover the true graph and prefer a sparse graph from a non-faithful distribution while the MRS algorithm does not. And, the faithful assumption is easily violated when  $n$  is not enough [11]. Moreover, the greedy search based comparison algorithms are ironically not suitable for large-scale graphs because of the huge computational cost. For  $p = 200$  and  $n = 1000$ , the average run time of the GES and MMHC algorithms is about 1/2 hour, and for  $p = 500$  and  $n = 1000$ , the expected run time of the algorithms is about 1/2 day. (see details in Fig. 4). Therefore we do not apply the algorithms for the cases  $p = 500$  and  $n > 700$ . However it must be pointed out that our MRS algorithm apply to Poisson SEM (4) while GES and MMHC apply to more general classes of DAG models.

Fig. 2 (a) and (b) show that the MRS and ODS algorithms have similar performance of recovering graphs when the indegree is  $d = 2$ . However recall that the ODS algorithm is not appropriate for non-sparse graphs because it exploits the moment method estimator for conditional mean and variance. Especially, the ODS algorithm often fails to be implemented due to the lack of samples for the estimation of conditional variance, i.e.  $\sum_{i=1}^n \mathbf{1}(X_S^{(i)} = x) < 2$  for all  $x \in \mathcal{X}_S$ . Table 1 shows the number of successes of ODS algorithm implementations for node size  $p \in \{20, 50\}$  and sample size  $n \in \{100, 200, \dots, 1000\}$  when the indegree is  $d = 5$ . It empirically confirms that the ODS algorithm requires a huge number of samples when graphs are complicated. Hence we do not consider the ODS algorithm for the graphs with  $d = 5$ . Again, it must be pointed out that the ODS algorithm accurately learns sparse Poisson DAG models even if the link functions are unknown.

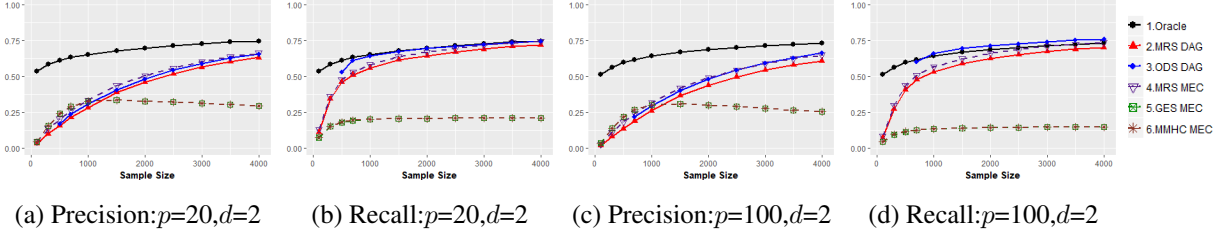


Figure 3: Comparison of the MRS algorithm to the ODS, GES and MMHC algorithms in terms of the precision and recall for Poisson DAG models with the identity link function,  $p \in \{100, 200\}$  and  $d = 2$ .

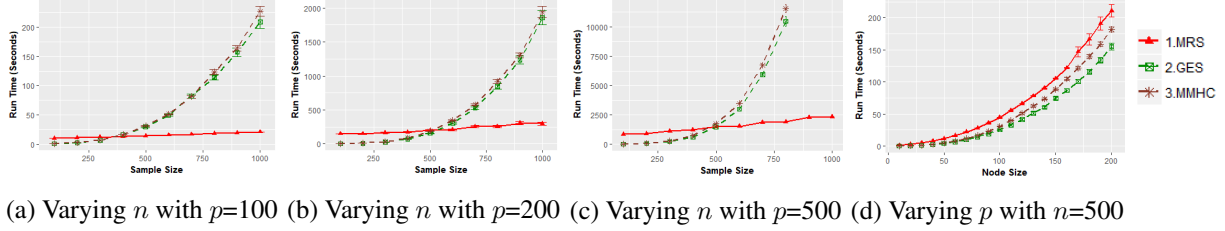


Figure 4: Comparison of the MRS algorithm to the GES and MMHC algorithms in terms of the running time with respect to node size  $p$  and sample size  $n$

## 4.2 Random Poisson DAG Models

When the data are generated by a random Poisson DAG models (2) where  $g_j$  is not the standard link function, our algorithm is not guaranteed to estimate the true directed acyclic graph or its ordering. Hence an important question is how sensitive our method is to deviations from the link assumption. In this section, we empirically investigate this question.

We generate the 200 samples with the same procedure specified in Section 4.1 except the maximum indegree of the graph  $d = 2$ , the identity link function  $g_j(\eta) = \eta$  and the range of parameters  $d \cdot \theta_{jk} \in [-0.6, -0.1] \cup [0.1, 0.6]$ . We chose this range of parameters because a wider range of parameters frequently leads to large values of samples ( $> 10^{309}$ ). We note that the link function must be positive, but we allow the negative value of  $\theta_{jk}$  by randomly choosing the  $\theta_j \in [1, 3]$ . Again, if the generated samples are all zeros or beyond maximum possible value, we regenerate the parameters and samples.

In Fig. 3, we compare the MRS to state-of-the art ODS, GES and MMHC algorithms for varying sample size  $n \in \{100, 300, 500, 700, 1000, 1500, 2000, \dots, 4000\}$ , node size  $p \in \{100, 200\}$ . Fig. 3 shows that the MRS algorithm recovers the true graph well when sample size is sufficiently large, and hence we can conclude that the MRS algorithm is relatively robust to deviations from standard link functions. Comparing to the ODS algorithm, the MRS algorithm shows a slightly worse performance because the ODS algorithm apply to general Poisson DAG models. However we can also see that as sample size increases, the both algorithms show the similar performance. Lastly Fig. 3 shows that the MRS algorithm performs still better than the GES and MMHC algorithms in both precision and recall when sample are sufficiently large even

though the link assumption is violated.

### 4.3 Computational Complexity

In Fig. 4, we compared the run-time of the MRS, GES and MMHC algorithms by varying sample size  $n \in \{100, 200, \dots, 1000\}$  with the fixed node size  $p \in \{100, 200, 500\}$ , and varying node size  $p \in \{10, 20, \dots, 200\}$  with the fixed sample size  $n = 500$  when the indegree is  $d = 5$ . Fig. 4 supports the polynomial computational complexity  $O(np^3)$  in Section 3.1. It also shows that the MRS algorithm is significantly faster than the greedy search based GES and MMHC algorithms when either sample size is large. We note that the main reason wh the MRS algorithm is slower than the GES and MMHC for small sample size is that the estimated skeletons are imprecisely too sparse, and hence it skips finding v-structures.

## 5 DISCUSSION

In this paper, we introduce the new reliable method for learning Poisson DAG models in high dimensional settings using  $\ell_1$ -regularized regression. In contrast to Poisson MRFs, our model can capture positive dependency relationship between variables. Moreover, we believe that our method can easily adapted to Poisson DAG models with different node-wise link functions  $g_j$ 's by redefining the  $\ell_1$ -regularized GLM for a variable  $X_j$  given  $X_S$  in (8):

$$\begin{aligned} & \frac{1}{n} \sum_{i=1}^n \left[ -X_j^{(i)} \log \left( g_j^{-1} \left( \theta_j + \sum_{k \in S} \theta_{jk} X_k^{(i)} \right) \right) \right. \\ & \quad \left. + g_j^{-1} \left( \theta_j + \sum_{k \in S} \theta_{jk} X_k^{(i)} \right) \right] + \lambda_j \sum_{k \in S} |\theta_{jk}|. \end{aligned}$$

In addition, the estimated conditional expectation of each node is  $\widehat{E}(X_j | X_S) = g_j^{-1} \left( \widehat{\theta}_j + \sum_{k \in S} \widehat{\theta}_{jk} X_k \right)$ .

There are many avenues of future work related to our proposed models. We assume that all conditional distributions are Poisson. Hence a goodness-of-fit test may be required to determine whether this distribution assumption is appropriate for real-world data. In addition our method can be improved by using different penalty functions such as the smoothly clipped absolute deviation (SCAD) or  $l_q$ -penalty since  $\ell_1$ -regularized regression notoriously leads to biased estimates.

## References

- [1] K. Doya, *Bayesian brain: Probabilistic approaches to neural coding*. MIT press, 2007.
- [2] N. Friedman, M. Linial, I. Nachman, and D. Pe'er, "Using bayesian networks to analyze expression data," *Journal of computational biology*, vol. 7, no. 3-4, pp. 601–620, 2000.
- [3] J. O. Kephart and S. R. White, "Directed-graph epidemiological models of computer viruses," in *Research in Security and Privacy, 1991. Proceedings., 1991 IEEE Computer Society Symposium on*. IEEE, 1991, pp. 343–359.
- [4] J. Peters and P. Bühlmann, "Identifiability of gaussian structural equation models with equal error variances," *Biometrika*, vol. 101, no. 1, pp. 219–228, 2014.
- [5] M. Frydenberg, "The chain graph markov property," *Scandinavian Journal of Statistics*, pp. 333–353, 1990.
- [6] D. Heckerman, D. Geiger, and D. M. Chickering, "Learning Bayesian networks: The combination of knowledge and statistical data," *Machine learning*, vol. 20, no. 3, pp. 197–243, 1995.
- [7] D. M. Chickering, "Optimal structure identification with greedy search," *The Journal of Machine Learning Research*, vol. 3, pp. 507–554, 2003.
- [8] P. Spirtes, C. N. Glymour, and R. Scheines, *Causation, prediction, and search*. MIT press, 2000.
- [9] I. Tsamardinos and C. F. Aliferis, "Towards principled feature selection: Relevancy, filters and wrappers," in *Proceedings of the ninth international workshop on Artificial Intelligence and Statistics*. Morgan Kaufmann Publishers: Key West, FL, USA, 2003.
- [10] J. Zhang and P. Spirtes, "The three faces of faithfulness," *Synthese*, vol. 193, no. 4, pp. 1011–1027, 2016.
- [11] C. Uhler, G. Raskutti, P. Bühlmann, and B. Yu, "Geometry of the faithfulness assumption in causal inference," *The Annals of Statistics*, pp. 436–463, 2013.
- [12] F. Harary, "New directions in the theory of graphs," MICHIGAN UNIV ANN ARBOR DEPT OF MATHEMATICS, Tech. Rep., 1973.
- [13] O. F. Inc., "The on-line encyclopedia of integer sequences," 2011.
- [14] D. M. Chickering, D. Geiger, D. Heckerman *et al.*, "Learning bayesian networks is np-hard," Citeseer, Tech. Rep., 1994.

- [15] S. Shimizu, P. O. Hoyer, A. Hyvärinen, and A. Kerminen, “A linear non-Gaussian acyclic model for causal discovery,” *The Journal of Machine Learning Research*, vol. 7, pp. 2003–2030, 2006.
- [16] J. Peters, J. Mooij, D. Janzing, and B. Schölkopf, “Identifiability of causal graphs using functional models,” *arXiv preprint arXiv:1202.3757*, 2012.
- [17] P. O. Hoyer, D. Janzing, J. M. Mooij, J. Peters, and B. Schölkopf, “Nonlinear causal discovery with additive noise models,” in *Advances in neural information processing systems*, 2009, pp. 689–696.
- [18] G. Park and G. Raskutti, “Learning large-scale poisson dag models based on overdispersion scoring,” in *Advances in Neural Information Processing Systems*, 2015, pp. 631–639.
- [19] —, “Learning quadratic variance function (qvf) dag models via overdispersion scoring (ods),” *Journal of Machine Learning Research*, vol. 18, no. 224, pp. 1–44, 2018. [Online]. Available: <http://jmlr.org/papers/v18/17-243.html>
- [20] G. Park, “Learning generalized hypergeometric distribution (ghd) dag models,” *arXiv preprint arXiv:1805.02848*, 2018.
- [21] P. Bühlmann, J. Peters, J. Ernest *et al.*, “Cam: Causal additive models, high-dimensional order search and penalized regression,” *The Annals of Statistics*, vol. 42, no. 6, pp. 2526–2556, 2014.
- [22] E. Yang, P. Ravikumar, G. I. Allen, and Z. Liu, “Graphical models via univariate exponential family distributions,” *Journal of Machine Learning Research*, vol. 16, no. 1, pp. 3813–3847, 2015.
- [23] N. Meinshausen and P. Bühlmann, “High-dimensional graphs and variable selection with the lasso,” *The Annals of Statistics*, pp. 1436–1462, 2006.
- [24] M. J. Wainwright, J. D. Lafferty, and P. K. Ravikumar, “High-dimensional graphical model selection using  $\ell_1$ -regularized logistic regression,” in *Advances in neural information processing systems*, 2006, pp. 1465–1472.
- [25] P. Ravikumar, M. J. Wainwright, G. Raskutti, B. Yu *et al.*, “High-dimensional covariance estimation by minimizing  $\ell_1$ -penalized log-determinant divergence,” *Electronic Journal of Statistics*, vol. 5, pp. 935–980, 2011.
- [26] I. Tsamardinos, L. E. Brown, and C. F. Aliferis, “The max-min hill-climbing bayesian network structure learning algorithm,” *Machine learning*, vol. 65, no. 1, pp. 31–78, 2006.
- [27] E. Yang, P. K. Ravikumar, G. I. Allen, and Z. Liu, “On poisson graphical models,” in *Advances in Neural Information Processing Systems*, 2013, pp. 1718–1726.
- [28] S. L. Lauritzen, *Graphical models*. Oxford University Press, 1996.

- [29] J. Friedman, T. Hastie, and R. Tibshirani, “glmnet: Lasso and elastic-net regularized generalized linear models,” *R package version*, vol. 1, no. 4, 2009.
- [30] —, “Regularization paths for generalized linear models via coordinate descent,” *Journal of statistical software*, vol. 33, no. 1, p. 1, 2010.
- [31] J. Peters, D. Janzing, and B. Scholkopf, “Causal inference on discrete data using additive noise models,” *IEEE Transactions on Pattern Analysis and Machine Intelligence*, vol. 33, no. 12, pp. 2436–2450, 2011.



## 6 Appendix

### 6.1 Proof for Theorem 2.1

*Proof.* This proof takes the same strategies as in [20]. Without loss of generality, we assume the true ordering is unique and  $\pi = (\pi_1, \dots, \pi_p)$ . For simplicity, we define  $X_{1:j} = (X_{\pi_1}, X_{\pi_2}, \dots, X_{\pi_j})$  and  $X_{1:0} = \emptyset$ . In addition we define a mean-variance related function  $f(\mu) = \mu + \mu^2$ .

We now prove identifiability of Poisson DAG models using mathematical induction:

**Step (1)** For the first step  $\pi_1$ , we have  $\mathbb{E}(X_{\pi_1}^2) = f(\mathbb{E}(X_{\pi_1}))$ , while for any node  $j \in V \setminus \{\pi_1\}$

$$\mathbb{E}(X_j^2) = \mathbb{E}(\mathbb{E}(X_j^2 | X_{\text{Pa}(j)})) = \mathbb{E}(f(\mathbb{E}(X_j | X_{\text{Pa}(j)}))) > f(\mathbb{E}(X_j)),$$

by the Jensen's inequality, and the equality never holds unless  $\mathbb{E}(X_j | X_{\text{Pa}(j)})$  is constant (degenerate random variable), that violates the identifiability assumption in Thm. 2.1. Hence we can determine  $\pi_1^*$  as the first element of the causal ordering.

**Step (m-1)** For the  $(m-1)^{\text{th}}$  element of the ordering, assume that the first  $m-2$  elements of the ordering and their parents are correctly estimated.

**Step (m)** Now, we consider the  $m^{\text{th}}$  element of the causal ordering and its parents. It is clear that  $\pi_m$  achieves  $\mathbb{E}(X_{\pi_m}^2) = \mathbb{E}(f(\mathbb{E}(X_{\pi_m} | X_{1:(m-1)})))$ . However, for  $j \in \{\pi_{m+1}, \dots, \pi_p\}$ ,

$$\begin{aligned} \mathbb{E}(X_j^2 | X_{1:(m-1)}) &= \mathbb{E}(\mathbb{E}(X_j^2 | X_{\text{Pa}(j)}) | X_{1:(m-1)}) \\ &= \mathbb{E}(f(\mathbb{E}(X_j | X_{\text{Pa}(j)}) | X_{1:(m-1)})) \geq f(\mathbb{E}(X_j | X_{1:(m-1)})). \end{aligned}$$

by the Jensen's inequality, and the equality cannot hold unless  $\mathbb{E}(X_j | X_{\text{Pa}(j)})$  is a function of  $X_{1:(m-1)}$ , that is equivalent to  $\text{Var}(\mathbb{E}(X_j | X_{\text{Pa}(j)}) | X_{1:(m-1)}) = 0$  that is the identifiability condition in [18].

However, in this paper, we assume  $\mathbb{E}(\text{Var}(\mathbb{E}(X_j | X_{\text{Pa}(j)}) | X_{1:(m-1)})) > 0$  which allows  $\text{Var}(\mathbb{E}(X_j | X_{\text{Pa}(j)}) | X_{1:(m-1)}) = 0$  for some  $X_{1:(m-1)} \in \mathcal{X}_{1:(m-1)}$ . By taking the expectation on both sides, we still obtain  $\mathbb{E}(X_j^2) > \mathbb{E}(f(\mathbb{E}(X_j | X_{1:(m-1)})))$  under our identifiability condition. Hence we can estimate a true  $m^{\text{th}}$  component of the ordering  $\pi_m$ .

In terms of the parents search, it is clear that by conditional independence relations naturally encoded by the factorization (1)  $\mathbb{E}(X_{\pi_m}^2) = \mathbb{E}(f(\mathbb{E}(X_{\pi_m} | X_{1:(m-1)}))) = \mathbb{E}(f(\mathbb{E}(X_{\pi_m} | X_{\text{Pa}(\pi_m)})))$ . Hence we can also choose the minimum conditioning set among  $X_{1:(m-1)}$  as the parents of  $\pi_m$  such that the moments ratio is unity. By the mathematical induction, this completes the proof. □

### 6.2 Proof for Theorem 3.5: Part 1

We provide the proof for Theorem 3.5 using the *primal-dual witness method* that also used many works (see e.g., [22, 23, 24, 25]). In this proof, we show that in Section 6.2, (i) error probability for the recovery of the

parents of a node  $\pi_j$  among the all nodes given the partial ordering  $(\pi_1, \pi_2, \dots, \pi_{j-1})$ , and in Section 6.3, (ii) error bounds for the recovery of the ordering both via  $\ell_1$ -regularized regression.

For ease of notation, we define a new parameter  $\theta_{S_j} \in \mathbb{R}^{|S_j|}$  without the node  $j$  since the node  $j$  is not penalized in regression problem (??). We restate the conditional negative log-likelihood of the GLM for  $X_j$  given  $X_{S_j}$ :

$$\ell_j^{S_j}(\theta_{S_j}; X^{1:n}) := \frac{1}{n} \sum_{i=1}^n \left( -X_j^{(i)} \langle \theta, X_{S_j}^{(i)} \rangle + \exp(\langle \theta, X_{S_j}^{(i)} \rangle) \right),$$

where  $\langle \cdot, \cdot \rangle$  is an inner product.

The main goal of the proof is to find the unique minimizer of the following convex problem:

$$\hat{\theta}_{S_j} := \arg \min_{\theta \in \mathbb{R}^{|S_j|}} \mathcal{L}_j(\theta, \lambda_n) = \arg \min_{\theta \in \mathbb{R}^{|S_j|}} \{ \ell_j^{S_j}(\theta; X^{1:n}) + \lambda_n \|\theta\|_1 \}. \quad (11)$$

By setting the *sub-differential* to 0,  $\hat{\theta}_{S_j}$  satisfy the following condition:

$$\nabla_{\theta} \mathcal{L}_j^{S_j}(\hat{\theta}_{S_j}, \lambda_n) = \nabla_{\theta} \ell_j^{S_j}(\hat{\theta}_{S_j}; X^{1:n}) + \lambda_n \hat{Z} = 0 \quad (12)$$

where  $\hat{Z} \in \mathbb{R}^{|S_j|}$  and  $\hat{Z}_t = \text{sign}([\hat{\theta}_{S_j}]_t)$  if  $t \in S_j \cap \text{Pa}(j)$ , otherwise  $|\hat{Z}_t| < 1$ .

The following Lemma 6.1 directly follows from prior works in [19] where each node conditional distribution is in the form of a generalized linear model. For notational convenience, let  $S^0 = S_j \cap \text{Pa}(j)$ .

**Lemma 6.1.** *Suppose that  $|\hat{Z}_t| < 1$  for  $t \notin S^0$ . Then, the solution  $\hat{\theta}_{S_j}$  of (11) satisfies  $[\hat{\theta}_{S_j}]_t = 0$  for  $t \notin S^0$ . Furthermore, if the sub-matrix of the Hessian matrix  $Q_{S^0 S^0}^{S_j}$  is invertible, then  $\hat{\theta}_{S_j}$  is unique.*

The remainder of the proof is to show  $|\tilde{Z}_t| < 1$  for all  $t \notin S$ . Note that the restricted solution in Equation (20) is  $(\tilde{\theta}_{S_j}, \tilde{Z})$ . Equation (12) with the dual solution can be represented by

$$\nabla^2 \ell_j^{S_j}(\theta_{S_j}^*; X^{1:n})(\tilde{\theta}_{S_j} - \theta_{S_j}^*) = -\lambda_n \tilde{Z} - W_j^{S_j} + R_j^{S_j} \quad (13)$$

where:

(a)  $W_j^{S_j}$  is the sample score function.

$$W_j^{S_j} := -\nabla \ell_j(\theta_{S_j}^*; X^{1:n}). \quad (14)$$

(b)  $R_j^{S_j} = (R_{jk}^{S_j})_{k \in \{1, \dots, |S_j|\}}$  and  $R_{jk}^{S_j}$  is the remainder term by applying the coordinate-wise mean value theorem.

$$R_{jk}^{S_j} := [\nabla^2 \ell_j^{S_j}(\theta_{S_j}^*; X^{1:n}) - \nabla^2 \ell_j^{S_j}(\bar{\theta}_{S_j}^{(k)}; X^{1:n})]_k^T (\bar{\theta}_{S_j}^{(k)} - \theta_{S_j}^*). \quad (15)$$

Here  $\bar{\theta}_{S_j}^{(k)}$  is a vector on the line between  $\tilde{\theta}_{S_j}$  and  $\theta_{S_j}^*$  and  $[\cdot]_k^T$  is the  $k^{\text{th}}$  row of a matrix.

Then, the following proposition provides a sufficient condition to control  $\tilde{Z}$ .

**Proposition 6.2.** *If  $\max(\|W_j^{S_j}\|_\infty, \|R_j^{S_j}\|_\infty) \leq \frac{\lambda_n \alpha}{4(2-\alpha)}$ , then  $|\tilde{Z}_t| < 1$  for all  $t \notin Pa(j)$ .*

Next we introduce the following three lemmas under Suppose Assumptions 3.1, 3.2, and 3.3 to show that conditions in Proposition 6.2 hold. For ease of notation, let  $\eta = \max\{n, p\}$ ,  $\tilde{\theta}_S = [\tilde{\theta}_{S_j}]_{S^0}$  and  $\tilde{\theta}_{S^c} = [\tilde{\theta}_{S_j}]_{S_j \setminus S^0}$ .

**Lemma 6.3.** *For all  $S_j \subset \pi_{1:(j-1)}$ , and  $\lambda_n \geq \frac{\alpha \log \eta}{(2-\alpha)n^a}$  for some  $a \in [0, 1/2)$  and  $\alpha \in (0, 1]$ ,*

$$P\left(\frac{\|W_j^{S_j}\|_\infty}{\lambda_n} \leq \frac{\alpha}{4(2-\alpha)}\right) \geq 1 - 2d \cdot \exp(-2n^{1-2a}) - M \cdot \eta^{-2}.$$

**Lemma 6.4.** *Suppose that for all  $S_j \subset \pi_{1:(j-1)}$ ,  $\|W_j^{S_j}\|_\infty \leq \frac{\lambda_n}{4}$ . For  $\lambda_n \leq \frac{\rho_{\min}^2}{160\rho_{\max}d \log^2 \eta}$ ,*

$$P\left(\|\tilde{\theta}_S - \theta_S^*\|_2 \leq \frac{5}{\rho_{\min}} \sqrt{d} \lambda_n\right) \geq 1 - M \cdot \eta^{-2}.$$

**Lemma 6.5.** *Suppose that for all  $S_j \subset \pi_{1:(j-1)}$ ,  $\|W_j^{S_j}\|_\infty \leq \frac{\lambda_n}{4}$ . For  $\lambda_n \leq \frac{\alpha \rho_{\min}^2}{4^2 \cdot 10^3 (2-\alpha) \rho_{\max} d \log^2 \eta}$ , and  $\alpha \in (0, 1]$*

$$P\left(\frac{\|R_j^{S_j}\|_\infty}{\lambda_n} \leq \frac{\alpha}{4(2-\alpha)}\right) \geq 1 - M \cdot \eta^{-2}.$$

The rest of the proof is straightforward using Lemmas 6.3, 6.4, and 6.5. Consider the choice of regularization parameter  $\lambda_{n0} = \frac{\alpha \log \eta}{(2-\alpha)n^\kappa}$  where  $\kappa \in \left(\frac{\log d + 3 \log \log \eta + \log\{\rho_{const}\}}{\log n}, \frac{1}{2}\right)$  and  $\rho_{const} = \frac{4^2 10^3 \rho_{\max}}{\rho_{\min}^2}$  ensuring that  $\frac{\alpha \log \eta}{(2-\alpha)n^a} \leq \lambda_{n0} \leq \frac{\rho_{\min}^2}{25 \cdot 160 \rho_{\max} d \log^2 \eta} \frac{\alpha}{4(2-\alpha)}$  for a constant  $a \in (0, 1/2)$  and  $\alpha \in (0, 1]$  if  $\frac{\log d + 3 \log \log \eta + \log\{\rho_{const}\}}{\log n} < a$ . Then, the all conditions for Lemma 6.3, 6.4, 6.5 are satisfied. Therefore, if  $n \geq C_0(d \log^3 \eta)^{\frac{1}{a}}$  for some positive constant  $C_0$ . Then,

$$\|\tilde{Z}_{S^c}\|_\infty \leq (1-\alpha) + (2-\alpha) \left[ \frac{\|W_j^n\|_\infty}{\lambda_n} + \frac{\|R_j^n\|_\infty}{\lambda_n} \right] \leq (1-\alpha) + \frac{\alpha}{4} + \frac{\alpha}{4} < 1, \quad (16)$$

with probability of at least  $1 - 2d \cdot \exp(-2n^{1-2a}) - 3\eta^{-2}$ .

**Proposition 6.6.** *Suppose that the partial ordering  $(\pi_1, \dots, \pi_j)$  is correctly estimated. If  $\|\theta_{S_j}^*\|_{\min} \geq \frac{10}{\rho_{\min}} \sqrt{d} \lambda_n$  for all  $\pi_j \in V$ ,*

$$\text{supp}(\theta_{S_{\pi_j}}^*) = Pa(\pi_j).$$

Proposition 6.6 guarantees that  $\ell_1$ -regularized likelihood regression recovers the parents for each node with high probability. Since there are  $p$  regression problems, for some positive constant  $C_0$  and  $a \in (0, 1/2)$  if  $n \geq C_0(d \log^3 \eta)^{\frac{1}{a}}$ ,

$$P(\hat{G} = G) \geq 1 - 2d \cdot p \cdot \exp(-2n^{1-2a}) - 3\eta^{-1}.$$

Therefore, for any positive  $\epsilon > 0$ , if  $n \geq C_\epsilon(d^{\frac{7}{3}} \log^7 \eta)$  when  $a = \frac{3}{7}$ ,

$$P(\hat{G} = G) \geq 1 - 2d \cdot p \cdot \exp(-2n^{1/7}) - 3\eta^{-1} \geq \epsilon.$$

### 6.3 Proof for Theorem 3.5: Part 2

*Proof.* We begin by reintroducing some necessary notations and definitions to make the proof concise. Without loss of generality, assume that the true ordering is unique and  $\pi = (\pi_1, \dots, \pi_p)$ . For notational convenience, we define  $X_{1:j} = (X_{\pi_1}, X_{\pi_2}, \dots, X_{\pi_j})$  and  $X_{1:0} = \emptyset$ . We restate the mean-variance ratio scores for a node  $k$  and the  $j$ th element of the ordering:

$$\mathcal{S}(j, k) := \frac{\mathbb{E}(X_k^2)}{\mathbb{E}(f(\mathbb{E}(X_k | X_{1:(j-1)})))} \quad \text{and} \quad \widehat{\mathcal{S}}(j, k) := \frac{\widehat{\mathbb{E}}(X_k^2)}{\widehat{\mathbb{E}}(f(\widehat{\mathbb{E}}(X_k | X_{1:(j-1)})))},$$

where  $f(\mu) := \mu + \mu^2$  and  $\widehat{\mathbb{E}}(X_k | X_{S_k}) = \exp(\widehat{\theta}_0^{S_k} + \sum_{t \in S_k} \widehat{\theta}_t X_t)$  where  $\widehat{\theta}(k)$  is the solution of the  $\ell_1$ -regularized GLM (8). In addition, we use the unbiased method of moments estimators  $\widehat{\mathbb{E}}(X_k^2) = \frac{1}{n} \sum_{i=1}^n (X_k^{(i)})^2$

We define the following necessary events: For each node  $j \in V$  and set  $S \subset V \setminus (\text{De}(j) \cup \{j\})$  and  $\epsilon_1 > 0$ , we define  $f(\mu) := \mu + \mu^2$  and

$$\begin{aligned} \xi_1 &:= \left\{ \max_{j \in V} \max_{i \in \{1, 2, \dots, n\}} |X_j^{(i)}| < 4 \log \eta \right\} \\ \zeta_1 &:= \left\{ \max_{j=1, \dots, p-1} \max_{k=j, \dots, p} |\mathcal{S}(j, \pi_k) - \widehat{\mathcal{S}}(j, \pi_k)| > \frac{M_{\min}}{2} \right\}, \\ \zeta_2 &:= \left\{ \max_{j \in V} \left| \widehat{\mathbb{E}}(X_j^2) - \mathbb{E}(X_j^2) \right| < \epsilon_1 \right\}, \\ \zeta_3 &:= \left\{ \max_{j \in V} \left| \widehat{\mathbb{E}}\left(f\left(\widehat{\mathbb{E}}(X_j | X_S)\right)\right) - \mathbb{E}\left(f\left(\mathbb{E}(X_j | X_S)\right)\right) \right| < \epsilon_1 \right\}, \\ \zeta_4 &:= \left\{ \max_{j \in V} \left| \mathbb{E}\left(f\left(\widehat{\mathbb{E}}(X_j | X_S)\right)\right) - f\left(\mathbb{E}(X_j | X_S)\right) \right| < \epsilon_1 \right\}. \end{aligned}$$

Now we begin by proving that our algorithm recover the ordering of Poisson SEM in the high dimensional settings. The probability that ordering is correctly estimated from our method can be written as

$$\begin{aligned} &P(\widehat{\pi} = \pi) \\ &= P\left(\widehat{\mathcal{S}}(1, \pi_1) < \min_{j=2, \dots, p} \widehat{\mathcal{S}}(1, \pi_j), \widehat{\mathcal{S}}(2, \pi_2) < \min_{j=3, \dots, p} \widehat{\mathcal{S}}(1, \pi_j), \dots, \widehat{\mathcal{S}}(p-1, \pi_{p-1}) < \widehat{\mathcal{S}}(p-1, \pi_p)\right) \\ &= P\left(\min_{j=1, \dots, p-1} \min_{k=j+1, \dots, p} \widehat{\mathcal{S}}(j, \pi_k) - \widehat{\mathcal{S}}(j, \pi_j) > 0\right) \\ &= P\left(\min_{j=1, \dots, p-1} \min_{k=j+1, \dots, p} \left\{ (\mathcal{S}(j, \pi_k) - \mathcal{S}(j, \pi_j)) - (\mathcal{S}(j, \pi_k) - \widehat{\mathcal{S}}(j, \pi_k)) + (\mathcal{S}(j, \pi_j) + \widehat{\mathcal{S}}(j, \pi_j)) \right\} > 0\right) \\ &\geq P\left(\min_{\substack{j=1, \dots, p-1 \\ k=j+1, \dots, p}} \{(\mathcal{S}(j, \pi_k) - \mathcal{S}(j, \pi_j))\} > M_{\min}, \text{ and } \max_{\substack{j=1, \dots, p-1 \\ k=j, \dots, p}} |\mathcal{S}(j, \pi_k) - \widehat{\mathcal{S}}(j, \pi_k)| < \frac{M_{\min}}{2}\right) \end{aligned}$$

The first term in the above probability always satisfied because  $\mathcal{S}(j, \pi_k) - \mathcal{S}(j, \pi_j) > (1 + M_{\min}) - 1 = M_{\min}$  Assumption 3.4 (A1). Hence the lower bound of the probability that ordering is correctly estimated

using our method is reduced to

$$\begin{aligned}
P(\widehat{\pi} = \pi) &\geq P\left(\max_{j=1,\dots,p-1} \max_{k=j,\dots,p} \left| \mathcal{S}(j, \pi_k) - \widehat{\mathcal{S}}(j, \pi_k) \right| < \frac{M_{\min}}{2}\right) \\
&= 1 - P(\zeta_1) \\
&= 1 - P(\zeta_1 \mid \zeta_2, \zeta_3, \zeta_4)P(\zeta_2, \zeta_3, \zeta_4) - P(\zeta_1 \mid (\zeta_2, \zeta_3, \zeta_4)^c)P((\zeta_2, \zeta_3, \zeta_4)^c) \\
&\geq 1 - P(\zeta_1 \mid \zeta_2, \zeta_3, \zeta_4) - P((\zeta_2, \zeta_3, \zeta_4)^c) \\
&= 1 - P(\zeta_1 \mid \zeta_2, \zeta_3, \zeta_4) - P((\zeta_2, \zeta_3, \zeta_4)^c \mid \xi_1)P(\xi_1) - P((\zeta_2, \zeta_3, \zeta_4)^c \mid \xi_1^c)P(\xi_1^c) \\
&\geq 1 - P(\zeta_1 \mid \zeta_2, \zeta_3, \zeta_4) - P((\zeta_2, \zeta_3, \zeta_4)^c \mid \xi_1) - P(\xi_1^c) \\
&\geq 1 - \underbrace{P(\zeta_1 \mid \zeta_2, \zeta_3, \zeta_4)}_{\text{Lem 6.7}} - \underbrace{P(\zeta_2^c \mid \xi_1) - P(\zeta_3^c \mid \xi_1) - P(\zeta_4^c \mid \xi_1)}_{\text{Lem 6.8}} - \underbrace{P(\xi_1^c)}_{\text{Prop 6.9}}. \tag{17}
\end{aligned}$$

Next we introduce the following two lemma to show that the lower bound of the probability (17) as a function of the triple  $(n, p, d)$ :

**Lemma 6.7.** *Given the sets  $\zeta_2, \zeta_3, \zeta_4$  and under Assumption 3.4 (A1),  $P(\zeta_1 \mid \zeta_2, \zeta_3, \zeta_4) = 0$  if for some small  $\epsilon_1$  such that for all  $Pa_0(j) \subset Pa(j)$  and  $S_j \subset \pi_{1:(j-1)} \setminus Pa_0(j)$ ,*

$$\epsilon_1 < \min \left\{ \frac{\mathbb{E}(X_j^2)M_{\min}}{2(M_{\min} + 3)(M_{\min} + 1)}, \frac{M_{\min}}{6} \frac{\mathbb{E}(f(\mathbb{E}(X_j \mid X_{S_j})))^2}{\mathbb{E}(X_j^2)} \right\},$$

where  $f(\mu) = \mu + \mu^2$ .

The condition in Lemma 6.7 implies that if  $\epsilon_1$  is sufficiently small, our algorithm recovers the true ordering. In other words, if the positive constant  $M_{\min}$  is large, which that wrong elements of the ordering are overdispersed a lot, our algorithm is more likely to recover the ordering of the graph.

The second lemma shows that the error bound for the consistency of the estimators.

**Lemma 6.8.** *For  $a \in (0, 1/2)$  and  $\epsilon_1 > 0$ ,*

(i) For  $\zeta_2$ ,

$$P(\zeta_2^c \mid \xi_1) \leq 2p \exp \left\{ -\frac{2n\epsilon_1^2}{(4\log^2 \eta)^2} \right\}.$$

(ii) For  $\zeta_3$ ,

$$P(\zeta_3^c \mid \xi_1) \leq 2pd \cdot \exp(-2n^{1-2a}) + 2p \cdot \exp \left\{ -\frac{2n\epsilon_1^2}{f(4\kappa_1(\eta) \log \eta)} \right\}.$$

(iii) For  $\zeta_4$ , if  $\eta > \exp \left\{ \frac{\rho_{\min}}{4\rho_{\max} \log(\epsilon_1 + 1)} \right\}$ ,

$$P(\zeta_4^c \mid \xi_1) \leq 2pd \cdot \exp(-2n^{1-2a}). \tag{18}$$

Therefore, we complete the proof: our method recovers the true ordering at least of

$$P(\hat{\pi} = \pi) \geq 1 - C_1 p d \cdot \exp(-C_2 n^{1-2a}) - C_3 p \cdot \exp\left\{-\frac{C_4 n}{f(4\kappa_1(\eta) \log \eta)}\right\} - C_5 \eta^{-2}.$$

for some positive constants  $C_1, C_2, C_3, C_4, C_5$ . □

## 6.4 Important Propositions

We begin by introducing important propositions to control the tail behavior for the distribution of each node that requires for the proof for the lemmas.

**Proposition 6.9.** *Define*

$$\xi_1 := \{\max_{j \in V} \max_{i \in \{1, \dots, n\}} |X_j^{(i)}| < 4 \log(\eta)\}.$$

Under Assumption 3.3,  $P(\xi_1^c) \leq M \cdot \eta^{-2}$ .

*Proof.* Applying the union bound and the Chernoff bound,

$$P(\xi_1^c) \leq n.p. \max_{j \in V} \max_{i \in \{1, \dots, n\}} P(|X_j^{(i)}| > 4 \log \eta) \leq \eta^{-2} \max_{i,j} \mathbb{E}[\exp(|X_j^{(i)}|)].$$

By Assumption 3.3, we obtain  $\max_{i,j} \mathbb{E}(\exp(|X_j^{(i)}|)) < M$ , which completes the proof. □

**Proposition 6.10.** *For a  $j \in V$  and  $S_j \subset \pi_{1:(j-1)}$ ,*

$$P\left(\exp(\langle \theta_{S_j}^*, X_{S_j} \rangle) > 4 \log \eta\right) \leq M \cdot \eta^{-4}.$$

and Hence

*Proof.*

$$P(\exp(\langle \theta_{S_j}^*, X_{S_j} \rangle) > 4 \log \eta) \leq \frac{\mathbb{E}(\exp\{\mathbb{E}(X_j | X_{S_j})\})}{\eta^4} \leq \frac{\mathbb{E}(\mathbb{E}(\exp(X_j) | X_{S_j}))}{\eta^4} \leq M \cdot \eta^{-4}. \quad (19)$$

□

**Proposition 6.11.** *For given  $j \in V$  and  $S_j \subset \pi_{1:(j-1)}$ ,*

$$P\left(\frac{1}{n} \sum_{i=1}^n \exp(\langle \tilde{\theta}_{S_j}, X_{S_j}^{(i)} \rangle) \geq 4 \log \eta\right) \leq M \eta^{-2}$$

where  $\tilde{\theta}_{S_j}$  is the solution of the problem (??)

*Proof.* By the first order optimality condition of  $\ell_j^{S_j}(\theta_{S_j}, X^{1:n})$  in (??),

$$\begin{aligned}\sum_{i=1}^n X_j^{(i)} &= \sum_{i=1}^n \exp(\langle \hat{\theta}_{S_j}, X_{S_j}^{(i)} \rangle) \\ \sum_{i=1}^n X_j^{(i)} X_k^{(i)} &= \sum_{i=1}^n \exp(\langle \hat{\theta}_{S_j}, X_{S_j}^{(i)} X_k^{(i)} \rangle) + \lambda_n \text{sign}([\hat{\theta}_{S_j}]_k).\end{aligned}$$

Then,

$$\begin{aligned}& P\left(\frac{1}{n} \sum_{i=1}^n \exp(\langle \hat{\theta}_{S_j}, X_{S_j}^{(i)} \rangle) \geq 4 \log \eta\right) \\ &= P\left(\frac{1}{n} \sum_{i=1}^n X_j^{(i)} \geq 4 \log \eta\right) \\ &\leq P\left(\frac{1}{n} \sum_{i=1}^n X_j^{(i)} \geq 4 \log \eta, \quad \xi_1\right) + P(\xi_1^c) \\ &\leq M\eta^{-2}\end{aligned}$$

□

## 6.5 Proof for Proposition 6.2

*Proof.* We first note that  $\tilde{\theta}_{S^c} = (0, 0, \dots, 0) \in \mathbb{R}^{|S^c|}$  in our primal-dual construction. To improve readability, we omit the superscript and subscript  $S_j$  and let  $\cdot_S = [\cdot_j]_{S^0}$ ,  $\cdot_{S^c} = [\cdot_j]_{S_j \setminus S^0}$  for a given  $S^0 = S_j \cap \text{Pa}(j)$ .

With these notations, we can restate condition (13) in block form as follows:

$$\begin{aligned}Q_{S^c S}[\tilde{\theta}_S - \theta_S] &= W_{S^c} - \lambda_n \tilde{Z}_{S^c} + R_{S^c}, \\ Q_{SS}[\tilde{\theta}_S - \theta_S^*] &= W_S - \lambda_n \tilde{Z}_S + R_S,\end{aligned}$$

where  $W_S$  and  $R_S$  are sub-vectors of  $W_j$  and  $R_j$  indexed by  $S$ , respectively.

Since the matrix  $Q_{SS}$  is invertible, the above equations can be rewritten as

$$Q_{S^c S} Q_{SS}^{-1} [W_S - \lambda_n \tilde{Z}_S - R_S] = W_{S^c} - \lambda_n \tilde{Z}_{S^c} - R_{S^c}.$$

Therefore

$$[W_{S^c} - R_{S^c}] - Q_{S^c S} Q_{SS}^{-1} [W_S - R_S] + \lambda_n Q_{S^c S} Q_{SS}^{-1} \tilde{Z}_S = \lambda_n \tilde{Z}_{S^c}.$$

Taking the  $\ell_\infty$  norm of both sides yields

$$\|\tilde{Z}_{S^c}\|_\infty \leq \|Q_{S^c S} Q_{SS}^{-1}\|_\infty \left[ \frac{\|W_S\|_\infty}{\lambda_n} + \frac{\|R_S\|_\infty}{\lambda_n} + 1 \right] + \frac{\|W_{S^c}\|_\infty}{\lambda_n} + \frac{\|R_{S^c}\|_\infty}{\lambda_n}.$$

Recalling Assumption (3.2), we obtain  $\|Q_{S^c S} Q_{S S}^{-1}\|_\infty \leq (1 - \alpha)$ , hence we have

$$\begin{aligned} \|\tilde{Z}_{S^c}\|_\infty &\leq (1 - \alpha) \left[ \frac{\|W_S\|_\infty}{\lambda_n} + \frac{\|R_S\|_\infty}{\lambda_n} + 1 \right] + \frac{\|W_{S^c}\|_\infty}{\lambda_n} + \frac{\|R_{S^c}\|_\infty}{\lambda_n} \\ &\leq (1 - \alpha) + (2 - \alpha) \left[ \frac{\|W_j\|_\infty}{\lambda_n} + \frac{\|R_j\|_\infty}{\lambda_n} \right]. \end{aligned}$$

If both  $\|W_j\|_\infty$  and  $\|R_j\|_\infty$  are less than  $\frac{\lambda_n \alpha}{4(2-\alpha)}$  as assumed,

$$\|\tilde{Z}_{S^c}\|_\infty \leq (1 - \alpha) + \frac{\alpha}{2} \leq 1.$$

□

## 6.6 Proof for Proposition 6.6

*Proof.* To prove sign consistency, it is sufficient to show that  $\|\hat{\theta}_{S_j} - \theta_{S_j}^*\|_\infty \leq \frac{\|\theta_{S_j}^*\|_{\min}}{2}$ . By Lemma 6.4, we have  $\|\hat{\theta}_{S_j} - \theta_{S_j}^*\|_\infty \leq \|\hat{\theta}_{S_j} - \theta_{S_j}^*\|_2 \leq \frac{5}{\rho_{\min}} \sqrt{d} \lambda_n \leq \frac{\|\theta_{S_j}^*\|_{\min}}{2}$  as long as  $\|\theta_{S_j}^*\|_{\min} \geq \frac{10}{\rho_{\min}} \sqrt{d} \lambda_n$ . □

## 6.7 Proof for Lemma 6.1

*Proof.* The main idea of the proof is the *primal-dual-witness* method which asserts that there is a solution to the dual problem  $\tilde{\theta}_{S_j} = \hat{\theta}_{S_j}$  if the following KKT conditions are satisfied:

- (a) We define  $\tilde{\theta}_{S_j} \in \Theta_{S_j}$  where  $\Theta_{S_j} = \{\theta \in \mathbb{R}^{|S_j|} : \theta_{S^c} = 0\}$  as the solution to the following optimization problem.

$$\tilde{\theta}_{S_j} := \arg \min_{\theta \in \Theta_{S_j}} \mathcal{L}(\theta, \lambda_n) = \arg \min_{\theta \in \Theta_{S_j}} \{\ell_j(\theta; X^{1:n}) + \lambda_n \|\theta\|_1\}. \quad (20)$$

- (b) Define  $\tilde{Z}$  to be a sub-differential for the regularizer  $\|\cdot\|_1$  evaluated at  $\tilde{\theta}_{S_j}$ . For any  $t \in S$ ,  $\tilde{Z}_t = \text{sign}([\tilde{\theta}_{M_j}]_t)$ .
- (c) For any  $t \notin S$ ,  $|\tilde{Z}_t| < 1$ .

If conditions (a), (b), and (c) are satisfied,  $\tilde{\theta}_{S_j} = \hat{\theta}_{S_j}$  meaning that the solution of the unrestricted problem (11) is the same as the solution of the restricted problem (20). Conditions (a) - (c) suffice to obtain a pair  $(\tilde{\theta}_{S_j}, \tilde{Z})$  that satisfies the optimality condition (13), but do not guarantee that  $\tilde{Z}$  is an element of the sub-differential  $\|\tilde{\theta}_{S_j}\|_1$ . Since the sub-matrix of the Hessian  $Q_{S_j}^{S_j}$  is invertible, the restricted problem (20) is strictly convex,  $\tilde{\theta}_{S_j}$  is unique. □



## 6.8 Proof for Lemma 6.3

*Proof.* To improve readability, we omit the superscript  $S_j$ , and hence  $W_j = W_j^{S_j}$ . Each entry of the sample score function  $W_j^n$  in Equation (14) has the form  $W_{jt} = \frac{1}{n} \sum_{i=1}^n W_{jt}^{(i)}$  for any  $t \in \text{Pa}(j)$ . In addition,  $W_{jt} = 0$  for all  $t \notin \text{Pa}(j)$  since  $[\theta_{S_j}^*]_t = 0$  by the construction of  $\theta_{S_j}^*$  (13). For any  $t \in \text{Pa}(j)$  and  $i \in \{1, 2, \dots, n\}$ ,  $W_{jt}^{(i)} = X_t^{(i)} X_j^{(i)} - \exp(\langle \theta_S^*, X_S^{(i)} \rangle) X_t^{(i)}$  are independent and have mean 0.

Now, we show that  $(|W_{jt}^{(i)}|)_{i=1}^n$  are bounded with high probability given  $\xi_1$  using Hoeffding's inequality: The first term is bounded  $\max_i X_t^{(i)} X_j^{(i)} < 16 \log^2 \eta$  conditioning on  $\xi_1$ . And the second term is also bounded above  $16 \log^2 \eta$  with high probability at least  $1 - M\eta^{-2}$  by Proposition 6.10.

Applying the union bound and Hoeffding's inequality, we have

$$P(\|W_j\|_\infty > \delta, \xi_1) \leq d \cdot \max_{t \in S} P(|W_{jt}| > \delta, \xi_1) \leq 2d \cdot \exp\left(-\frac{2n\delta^2}{16 \log^2 \eta}\right).$$

Suppose that  $\delta = \frac{\lambda_n \alpha}{4(2-\alpha)}$  and  $\lambda_n \geq \frac{\alpha}{4(2-\alpha)} \frac{4 \log \eta}{n^a}$  for some  $a \in [0, 1/2)$ . Then

$$P\left(\frac{\|W_j^n\|_\infty}{\lambda_n} > \frac{\alpha}{4(2-\alpha)}, \xi_1\right) \leq 2d \cdot \exp\left(-\frac{\alpha^2}{8(2-\alpha)^2} \frac{n\lambda_n^2}{16 \log^2 \eta}\right) \leq 2d \cdot \exp(-2n^{1-2a}). \quad (21)$$

Therefore, we complete the proof:

$$\begin{aligned} P\left(\frac{\|W_j^n\|_\infty}{\lambda_n} > \frac{\alpha}{4(2-\alpha)}\right) &\leq P\left(\frac{\|W_j^n\|_\infty}{\lambda_n} > \frac{\alpha}{4(2-\alpha)}, \xi_1\right) + P(\xi_1^c) \\ &\leq 2d \cdot \exp\left(-\frac{\alpha^2}{8(2-\alpha)^2} n^{1-2a}\right) + M \cdot \eta^{-2}. \end{aligned}$$

□

## 6.9 Proof for Lemma 6.4

*Proof.* In order to establish the error bound  $\|\tilde{\theta}_S - \theta_S^*\| \leq B$  for some radius  $B$ , several works [22, 23, 24, 25, 19] already proved that it suffices to show  $F(u_S) > 0$  for all  $u_S := \tilde{\theta}_S - \theta_S^*$  such that  $\|u_S\|_2 = B$  where

$$F(a) := \ell_j(\theta_S^* + a; X^{1:n}) - \ell_j(\theta_S^*; X^{1:n}) + \lambda_n(\|\theta_S^* + a\|_1 - \|\theta_S^*\|_1). \quad (22)$$

More specifically, since  $u_S$  is the minimizer of  $F$  and  $F(0) = 0$  by the construction of Equation (22),  $F(u_S) \leq 0$ . Note that  $F$  is convex, and therefore we have  $F(u_S) < 0$ .

Next we claim that  $\|u_S\|_2 \leq B$ . In fact, if  $u_S$  lies outside the ball of radius  $B$ , then there exists  $v \in (0, 1)$  such that the convex combination  $v \cdot u_S + (1-v) \cdot 0$  would lie on the boundary of the ball. However it is a contradicting the assumed strict positivity of  $F$  on the boundary because by convexity,

$$F(v \cdot u_S + (1-v) \cdot 0) \leq v \cdot F(u_S) + (1-v) \cdot 0 \leq 0. \quad (23)$$

Thus it suffices to establish strict positivity of  $F$  on the boundary of the ball with radius  $B := M_B \lambda_n \sqrt{d}$  where  $M_B > 0$  is a parameter to be chosen later in the proof. To improve readability, we omit the superscript  $S_j$  and let  $W_S = [W_j^{S_j}]_{S^0}$  for a given  $S^0 = S_j \cap \text{Pa}(j)$ . Let  $u_S \in \mathbb{R}^{|S|}$  be an arbitrary vector with  $\|u_S\|_2 = B$ . By the Taylor series expansion of  $F$  (22),

$$F(u_S) = (W_S)^T u_S + u_S^T [\nabla^2 \ell_j(\theta_S^* + v u_S; X^{1:n})] u_S + \lambda_n (\|\theta_S^* + u_S\|_1 - \|\theta_S^*\|_1), \quad (24)$$

for some  $v \in [0, 1]$ .

The first term in Equation (24) has the following bound: since  $\|W_S\|_\infty \leq \frac{\lambda_n}{4}$  by assumption and  $\|u_S\|_1 \leq \sqrt{d} \|u_S\|_2 \leq \sqrt{d} \cdot B$ ,

$$|(W_S)^T u_S| \leq \|W_S\|_\infty \|u_S\|_1 \leq \|W_S\|_\infty \sqrt{d} \|u_S\|_2 \leq (\lambda_n \sqrt{d})^2 \frac{M_B}{4}.$$

The third term in Equation (24) has the following bound: Applying the triangle inequality,

$$\lambda_n (\|\theta_S^* + u_S\|_1 - \|\theta_S^*\|_1) \geq -\lambda_n \|u_S\|_1 \geq -\lambda_n \sqrt{d} \|u_S\|_2 = -M_B (\lambda_n \sqrt{d})^2.$$

Now we show the bound for the second term using the minimum eigenvalue of a matrix  $\nabla^2 \ell_j(\theta_S^* + v u_S)$ :

$$\begin{aligned} q^* &:= \lambda_{\min} (\nabla^2 \ell_j(\theta_S^* + v u_S)) \\ &\geq \min_{v \in [0, 1]} \lambda_{\min} (\nabla^2 \ell_j(\theta_S^* + v u_S)) \\ &\geq \lambda_{\min} (\nabla^2 \ell_j(\theta_S^*)) - \max_{v \in [0, 1]} \left\| \frac{1}{n} \sum_{i=1}^n \exp(\langle \theta_S^* + v u_S, X_S \rangle) u_S^T X_S^{(i)} X_S^{(i)} (X_S^{(i)})^T \right\|_2 \\ &\geq \rho_{\min} - \max_{v \in [0, 1]} \max_{y: \|y\|_2=1} \frac{1}{n} \sum_{i=1}^n \exp(\langle \theta_S^* + v u_S, X_S \rangle) \cdot \left| u_S^T X_S^{(i)} \right| \cdot \left( y^T X_S^{(i)} \right)^2. \end{aligned} \quad (25)$$

We first show the bound of first term in Equation (25): Note that  $\theta_S^* + v u_S$  is a linear combination of  $\theta_S^*$  and  $\tilde{\theta}_S$ . Hence by Propositions 6.10 and 6.11, we obtain

$$P \left( \frac{1}{n} \sum_{i=1}^n \exp(\langle \theta_S^* + v u_S, X_S \rangle) \geq 4 \log \eta \right) \leq M \eta^{-2}.$$

Now we bound the second term in Equation (25): Recall that  $\|X_S^{(i)}\|_\infty \leq 4 \log \eta$  for all  $i$  conditioning on  $\xi_1$ . Recall  $[u_S]_t = 0$  by the primal-dual construction of (13). Applying  $\|u_S\|_1 \leq \sqrt{d} \|u_S\|_2 \leq \sqrt{d} \cdot B$ ,

$$\left| u_S^T X_S^{(i)} \right| \leq 4 \log(\eta) \sqrt{d} \|u_S\|_2 \leq 4 \log \eta \cdot M_B \lambda_n d.$$

Lastly, it is clear that  $\max_{y: \|y\|_2=1} (y^T X_S^{(i)})^2 \leq \rho_{\max}$  by the definition of the maximum eigenvalue and Assumption 3.1. Together with the above bounds, we obtain

$$P (q^* \leq \rho_{\min} - 16 M_B \rho_{\max} d \lambda_n \log^2 \eta) \leq M \eta^{-2}.$$

For  $\lambda_n \leq \frac{\rho_{\min}}{32M_B\rho_{\max}d\log^2\eta}$ , we have  $q^* \geq \frac{\rho_{\min}}{2}$  with high probability. Therefore,

$$F(u) \geq (\lambda_n\sqrt{n})^2 \left\{ -\frac{1}{4}M_B + \frac{\rho_{\min}}{2}M_B^2 - M_B \right\},$$

which is strictly positive for  $M_B = \frac{5}{\rho_{\min}}$ . Therefore for  $\lambda_n \leq \frac{\rho_{\min}}{160\rho_{\max}d\log^2\eta}$ ,

$$P\left(\|\tilde{\theta}_S - \theta_S^*\|_2 \geq \frac{5}{\rho_{\min}}\sqrt{d}\lambda_n\right) \leq M\eta^{-2}.$$

□

## 6.10 Proof for Lemma 6.5

*Proof.* To improve readability, we omit the superscript  $S_j$ , and hence  $R_j = R_j^{S_j}$ . Then, each entry of the  $R_j$  in Equation (15) has the form  $R_{jk} = \frac{1}{n} \sum_{i=1}^n R_{jk}^{(i)}$  for any  $k \in S_j$ , and it can be expressed as

$$\begin{aligned} R_{jk} &= \frac{1}{n} \sum_{i=1}^n [\nabla^2 \ell_j(\theta_{S_j}^*; X^{1:n}) - \nabla^2 \ell_j(\bar{\theta}_{S_j}^{(k)}; X^{1:n})]_t^T (\tilde{\theta}_{S_j} - \theta_{S_j}^*) \\ &= \frac{1}{n} \sum_{i=1}^n \left[ \exp(\langle \theta_{S_j}^*, X_{S_j}^{(i)} \rangle) - \exp(\langle \bar{\theta}_{S_j}^{(k)}, X_{S_j}^{(i)} \rangle) \right] \left[ X_S^{(i)} (X_S^{(i)})^T \right]_k^T (\tilde{\theta}_{S_j} - \theta_{S_j}^*) \end{aligned}$$

for  $\bar{\theta}_{S_j}^{(k)}$  which is a point in the line between  $\tilde{\theta}_{S_j}$  and  $\theta_{S_j}^*$  (i.e.,  $\bar{\theta}_{S_j}^{(k)} = v \cdot \tilde{\theta}_{S_j} + (1-v) \cdot \theta_{S_j}^*$  for some  $v \in [0, 1]$ ).

Applying the mean value theorem again, we have

$$R_{jk} = \frac{1}{n} \sum_{i=1}^n \left\{ \exp(\langle \bar{\theta}_{S_j}^{(k)}, X_{S_j}^{(i)} \rangle) X_t^{(i)} \right\} \left\{ v(\tilde{\theta}_S - \theta_S^*)^T X_S^{(i)} (X_S^{(i)})^T (\tilde{\theta}_S - \theta_S^*) \right\}$$

for  $\bar{\theta}_{S_j}^{(k)}$  which is a point on the line between  $\bar{\theta}_{S_j}^{(k)}$  and  $\theta_{S_j}^*$  (i.e.,  $\bar{\theta}_{S_j}^{(k)} = v \cdot \bar{\theta}_{S_j}^{(k)} + (1-v) \cdot \theta_{S_j}^*$  for  $v \in [0, 1]$ ).

Note that  $\bar{\theta}_{S_j}^{(k)}$  is a linear combination of  $\theta_{S_j}^*$  and  $\tilde{\theta}_S$ . Hence by Propositions 6.10 and 6.11, we obtain

$$P\left(\frac{1}{n} \sum_{i=1}^n \exp(\langle \bar{\theta}_{S_j}^{(k)}, X_{S_j}^{(i)} \rangle) \geq 4 \log \eta\right) \leq M\eta^{-2}.$$

Therefore, we have  $|R_{jk}| \leq 16\rho_{\max} \log^2 \eta \|\tilde{\theta} - \theta_S^*\|_2^2$  with high probability.

In Section 6.9, we showed that  $\|\tilde{\theta} - \theta_S^*\|_2 \leq \frac{5}{\rho_{\min}} \sqrt{d}\lambda_n$  for  $\lambda_n \leq \frac{\rho_{\min}}{160\rho_{\max}d\log^2\eta}$ . Therefore if  $\lambda_n \leq \frac{\rho_{\min}}{25 \cdot 160\rho_{\max}d\log^2\eta} \frac{\alpha}{4(2-\alpha)}$ , we obtain

$$P\left(\|R_j^n\|_{\infty} \geq \frac{\alpha}{4(2-\alpha)} \lambda_n\right) \leq P\left(\|R_j\|_{\infty} \geq \frac{4000\rho_{\max}}{\rho_{\min}^2} d \log^2 \eta \lambda_n^2\right) \leq M\eta^{-2}.$$

□

## 6.11 Proof for Lemma 6.7

*Proof.* Conditioning on the sets  $\zeta_2, \zeta_3, \zeta_4$ , we provide the following results for different two cases:

(i) For any  $j \in \{1, 2, \dots, (p-1)\}$ ,  $k = \pi_j$ , and  $X_S \subset X_{1:(j-1)}$ , we have  $\frac{\mathbb{E}(X_j^2)}{\mathbb{E}(f(\mathbb{E}(X_j | X_S)))} = 1$ . Hence we have the following probability bound.

$$\begin{aligned}
& P\left(|\widehat{\mathcal{S}}(j, k) - \mathcal{S}(j, k)| < \frac{M_{\min}}{2} \mid \zeta_2, \zeta_3, \zeta_4\right) \\
&= P\left(\left|\frac{\widehat{\mathbb{E}}(X_j^2)}{\widehat{\mathbb{E}}(f(\widehat{\mathbb{E}}(X_j | X_S)))} - \frac{\mathbb{E}(X_j^2)}{\mathbb{E}(f(\mathbb{E}(X_j | X_S)))}\right| < \frac{M_{\min}}{2} \mid \zeta_2, \zeta_3, \zeta_4\right) \\
&\geq P\left(\frac{\mathbb{E}(X_j^2) + \epsilon_1}{\mathbb{E}(f(\mathbb{E}(X_j | X_S))) - 2\epsilon_1} - \frac{\mathbb{E}(X_j^2)}{\mathbb{E}(f(\mathbb{E}(X_j | X_S)))} < \frac{M_{\min}}{2} \text{ and} \right. \\
&\quad \left. \frac{\mathbb{E}(X_j^2)}{\mathbb{E}(f(\mathbb{E}(X_j | X_S)))} - \frac{\mathbb{E}(X_j^2) - \epsilon_1}{\mathbb{E}(f(\mathbb{E}(X_j | X_S))) + 2\epsilon_1} < \frac{M_{\min}}{2}\right) \\
&\geq P\left(\epsilon_1 < \frac{\mathbb{E}(f(\mathbb{E}(X_j | X_S)))M_{\min}}{2(M_{\min} + 3)}\right) \\
&\geq P\left(\epsilon_1 < \frac{\mathbb{E}(X_j^2)M_{\min}}{2(M_{\min} + 3)(M_{\min} + 1)}\right).
\end{aligned}$$

(ii) For  $j \in \{1, 2, \dots, (p-1)\}$ ,  $k \in \{\pi_{j+1}, \dots, \pi_p\}$ , and  $X_S \subset X_{1:(j-1)}$ , we have  $\mathbb{E}(X_j^2) > (1 + M_{\min})\mathbb{E}(f(\mathbb{E}(X_j | X_S)))$  by Assumption 3.4 (A1). In addition, some elementary but complicated computations yield that

$$\begin{aligned}
& P\left(|\widehat{\mathcal{S}}(j, k) - \mathcal{S}(j, k)| < \frac{M_{\min}}{2} \mid \zeta_2, \zeta_3, \zeta_4\right) \\
&\geq P\left(\epsilon_1 < \frac{\mathbb{E}(f(\mathbb{E}(X_j | X_S)))^2 M_{\min}}{4\mathbb{E}(X_j^2) + 2\mathbb{E}(f(\mathbb{E}(X_j | X_S))) + 2\mathbb{E}(f(\mathbb{E}(X_j | X_S)))M_{\min}}\right) \\
&\geq P\left(\epsilon_1 < \frac{\mathbb{E}(f(\mathbb{E}(X_j | X_S)))^2 M_{\min}(1 + M_{\min})}{4\mathbb{E}(X_j^2)(1 + M_{\min}) + 2\mathbb{E}(X_j^2) + 2M_{\min}\mathbb{E}(X_j^2)}\right) \\
&\geq P\left(\epsilon_1 < \frac{\mathbb{E}(f(\mathbb{E}(X_j | X_S)))^2 M_{\min}(1 + M_{\min})}{6(1 + M_{\min})\mathbb{E}(X_j^2)}\right) \\
&\geq P\left(\epsilon_1 < \frac{M_{\min} \mathbb{E}(f(\mathbb{E}(X_j | X_S)))^2}{6 \mathbb{E}(X_j^2)}\right).
\end{aligned}$$

Therefore  $P(\zeta_1 \mid \zeta_2, \zeta_3, \zeta_4) = 0$  if for some small  $\epsilon_1$  such that for some  $\text{Pa}_0(j) \subset \text{Pa}(j)$  and  $S_j \subset \pi_{1:(j-1)} \setminus \text{Pa}_0(j)$ ,

$$\epsilon_1 < \min \left\{ \frac{\mathbb{E}(X_j^2)M_{\min}}{2(M_{\min} + 3)(M_{\min} + 1)}, \frac{M_{\min} \mathbb{E}(f(\mathbb{E}(X_j | X_{S_j})))^2}{6 \mathbb{E}(X_j^2)} \right\}.$$

□

## 6.12 Proof for Lemma 6.8

We note that the proof for Lemma 6.8 is closely related to the proof in Section 6.3. However, for brevity, we ignore the detail of the proof already shown in Section 6.3.

$$(i) \quad P(\zeta_2^c \mid \xi_1) \leq 2p \cdot \exp \left\{ -\frac{n\epsilon_1^2}{8 \log^4 \eta} \right\}.$$

*Proof.* Using Hoeffding's inequality given  $\xi_1$ , for any  $\epsilon > 0$  and  $j \in V$ ,

$$P \left( \left| \widehat{\mathbb{E}}(X_j^2) - \mathbb{E}(X_j^2) \right| > \epsilon_1 \right) \leq 2 \cdot \exp \left\{ -\frac{n\epsilon_1^2}{8 \log^4 \eta} \right\}. \quad (26)$$

Hence conditioning on the  $\xi_1$ , we have

$$P \left( \max_{j \in V} \left| \widehat{\mathbb{E}}(X_j^2) - \mathbb{E}(X_j^2) \right| > \epsilon_1 \mid \xi_1 \right) \leq 2p \cdot \exp \left\{ -\frac{n\epsilon_1^2}{8 \log^4 \eta} \right\}.$$

□

$$(ii) \quad P(\zeta_3^c \mid \xi_1) \leq 2pd \cdot \exp(-2n^{1-2a}) + 2p \cdot \exp \left\{ -\frac{2n\epsilon_1^2}{f(4\kappa_1(\eta) \log \eta)} \right\}.$$

*Proof.* In order to apply Hoeffding's inequality, we first show the bound for  $\widetilde{E}(X_j \mid X_{S_j})$ :

$$\zeta_5 := \left\{ \widetilde{E}(X_j \mid X_{S_j}) \leq 4\kappa_1(\eta) \log \eta \text{ where } \kappa_1(\eta) := \exp \left( \frac{\rho_{\min}}{4\rho_{\max} \log \eta} \right) \right\}.$$

Recall that  $[\theta^*]_{S^c}$  and  $[\widetilde{\theta}]_{S^c} = (0, 0, \dots, 0) \in \mathbb{R}^{|S^c|}$  in our primal-dual construction, and  $|S| \leq d$ . In Section 6.9, we showed that  $\|\widetilde{\theta} - \theta_S^*\|_2 \leq \frac{5}{\rho_{\min}} \sqrt{d} \lambda_n$  for  $\lambda_n \leq \frac{\rho_{\min}^2}{160\rho_{\max} d \log^2 \eta}$  with high probability.

$$\begin{aligned} \exp(\langle \widetilde{\theta}_{S_j}, X_{S_j} \rangle) &= \exp(\langle \widetilde{\theta}_{S_j} - \theta_{S_j}^*, X_{S_j} \rangle) \cdot \exp(\langle \theta_{S_j}^*, X_{S_j} \rangle) \\ &\leq \exp(\|\widetilde{\theta}_{S_j} - \theta_{S_j}^*\|_2 \|X_{S_j}\|_2) \cdot \exp(\langle \theta_{S_j}^*, X_{S_j} \rangle) \\ &\leq \exp \left\{ \frac{10d \lambda_n}{\rho_{\min}} \|X_{S_j}\|_{\infty} \right\} \cdot \exp(\langle \theta_{S_j}^*, X_{S_j} \rangle) \\ &\leq \exp \left\{ \frac{40d \lambda_n}{\rho_{\min}} \log(\eta) \right\} \cdot \exp(\langle \theta_{S_j}^*, X_{S_j} \rangle) \\ &\leq \exp \left\{ \frac{\rho_{\min}}{4\rho_{\max} \log \eta} \right\} \cdot \exp(\langle \theta_{S_j}^*, X_{S_j} \rangle) \end{aligned}$$

By Proposition 6.10, we have the bound for the second term

$$P \left( \exp(\langle \theta_{S_j}^*, X_{S_j} \rangle) > 4 \log \eta \right) \leq M \cdot \eta^{-4}.$$

Therefore, we obtain the bound for  $P(\zeta_3^c \mid \xi_1) \leq 2d \cdot \exp(-2n^{1-2a})$  for some  $a \in (0, 1/2)$  as we shown in Section 6.2.

Applying Hoeffding's inequality given  $\zeta_5$ , for any  $\epsilon > 0$  and  $j \in V$ ,

$$P\left(\left|\widehat{\mathbb{E}}(f(\tilde{E}(X_j \mid X_{S_j}))) - \mathbb{E}(f(\tilde{E}(X_j \mid X_{S_j})))\right| > \epsilon\right) \leq 2 \cdot \exp\left\{-\frac{2n\epsilon_1^2}{f(4\kappa_1(\eta)\log\eta)}\right\}. \quad (27)$$

Hence conditioning on the  $\xi_1$ , we have

$$P\left(\max_{j \in V} \zeta_3^c \mid \xi_1\right) \leq 2pd \cdot \exp(-2n^{1-2a}) + 2p \cdot \exp\left\{-\frac{2n\epsilon_1^2}{f(4\kappa_1(\eta)\log\eta)}\right\}.$$

for some  $a \in (0, 1/2)$ . □

(iii)  $P(\zeta_4^c \mid \xi_1) \leq 2pd \cdot \exp(-2n^{1-2a})$ .

*Proof.* We first simplify the error for the conditional expectation for a node  $j$  given  $S_j$ :

$$\begin{aligned} & \mathbb{E}\left(\mathbb{E}(X_j \mid X_{S_j}) - \tilde{\mathbb{E}}(X_j \mid X_{S_j})\right) \\ &= \mathbb{E}\left(\mathbb{E}(X_j \mid X_{S_j}) - \exp(\langle \theta_{S_j}^*, X_{S_j} \rangle)\right) + \mathbb{E}\left(\exp(\langle \theta_{S_j}^*, X_{S_j} \rangle) - \exp(\langle \tilde{\theta}_{S_j}^*, X_{S_j} \rangle)\right) \\ &= \mathbb{E}\left(\exp(\langle \theta_{S_j}^*, X_{S_j} \rangle) - \exp(\langle \tilde{\theta}_{S_j}^*, X_{S_j} \rangle)\right) \\ &= \mathbb{E}\left(\exp\left\{\langle \theta_{S_j}^* - \tilde{\theta}_{S_j}^*, X_{S_j} \rangle\right\}\right) - 1 \end{aligned}$$

The third equation holds because of the first order optimality condition for (8).

Now we show that the probability bound for the mean-variance ratio score function. Recall that  $[\theta^*]_{S^c}$  and  $[\tilde{\theta}]_{S^c} = (0, 0, \dots, 0) \in \mathbb{R}^{|S^c|}$  in our primal-dual construction, and  $|S| \leq d$ . In Section 6.9, we showed that  $\|\tilde{\theta} - \theta_S^*\|_2 \leq \frac{5}{\rho_{\min}} \sqrt{d} \lambda_n$  for  $\lambda_n \leq \frac{\rho_{\min}^2}{160\rho_{\max} d \log^2 \eta}$  with high probability. Conditioning on  $\|\tilde{\theta} - \theta_S^*\|_2 \leq \frac{5}{\rho_{\min}} \sqrt{d} \lambda_n$ ,

$$\begin{aligned} P\left(\left|\mathbb{E}\left(\exp\left\{\langle \theta_{S_j}^* - \tilde{\theta}_{S_j}^*, X_{S_j} \rangle\right\}\right) - 1\right| > \epsilon\right) &\leq P\left(\exp\left\{\|\theta_{S_j}^* - \tilde{\theta}_{S_j}^*\|_2 \cdot \|X_{S_j}\|_2\right\} - 1 > \epsilon\right) \\ &\leq P\left(\exp\left\{\frac{10d \lambda_n}{\rho_{\min}} \|X_{S_j}\|_\infty\right\} - 1 > \epsilon\right) \\ &\leq P\left(\exp\left\{\frac{40d \lambda_n}{\rho_{\min}} \log(\eta)\right\} - 1 > \epsilon, \xi_1\right) \\ &\leq P\left(\frac{40d \lambda_n}{\rho_{\min}} \log(\eta) > \log(1 + \epsilon)\right) \\ &\leq P\left(\log(\eta) < \frac{\rho_{\min}}{4\rho_{\max} \log(\epsilon + 1)}\right). \end{aligned}$$

Therefore, it is clear that if  $\log(\eta) > \frac{\rho_{\min}}{4\rho_{\max} \log(\epsilon + 1)}$ ,

$$P\left(\max_{j \in V} \left|\mathbb{E}\left(f(\mathbb{E}(X_j \mid X_{S_j})) - f(\tilde{\mathbb{E}}(X_j \mid X_{S_j}))\right)\right| > \epsilon \mid \xi_1\right) \leq 2pd \cdot \exp(-2n^{1-2a}). \quad (28)$$

for some  $a \in (0, 1/2)$ .

□