

Scalar Arithmetic Multiple Data: Customizable Precision for Deep Neural Networks

Andrew Anderson

School of Computer Science and Statistics
Trinity College Dublin
Dublin, Ireland
andersan@cs.tcd.ie

David Gregg

School of Computer Science and Statistics
Trinity College Dublin
Dublin, Ireland
dgregg@cs.tcd.ie

Abstract

Quantization of weights and activations in Deep Neural Networks (DNNs) is a powerful technique for network compression, and has enjoyed significant attention and success. However, much of the inference-time benefit of quantization is accessible only through the use of customized hardware accelerators or by providing an FPGA implementation of quantized arithmetic.

Building on prior work, we show how to construct arbitrary bit-precise signed and unsigned integer operations using a software technique which logically *embeds* a vector architecture with custom bit-width lanes in universally available fixed-width scalar arithmetic.

We evaluate our approach on a high-end Intel Haswell processor, and an embedded ARM processor. Our approach yields very fast implementations of bit-precise custom DNN operations, which often match or exceed the performance of operations quantized to the sizes supported in native arithmetic. At the strongest level of quantization, our approach yields a maximum speedup of $\sim 6\times$ on the Intel platform, and $\sim 10\times$ on the ARM platform versus quantization to native 8-bit integers.

1 Motivation

Quantizing weights and activations in DNNs can reduce (1) the size of data, which reduces the required memory footprint, and (2) memory traffic, which consumes execution time and energy [11]. Performing inference in reduced bit precision also offers the possibility of decreased execution time. Quantization has been shown to be extraordinarily effective for DNNs, and many networks can function correctly with highly aggressive quantization [20].

Permission to make digital or hard copies of all or part of this work for personal or classroom use is granted without fee provided that copies are not made or distributed for profit or commercial advantage and that copies bear this notice and the full citation on the first page. Copyrights for components of this work owned by others than ACM must be honored. Abstracting with credit is permitted. To copy otherwise, or republish, to post on servers or to redistribute to lists, requires prior specific permission and/or a fee. Request permissions from permissions@acm.org.

Conference'17, Washington, DC, USA

© 2016 ACM. 978-x-xxxx-xxxx-x/YY/MM...\$15.00

DOI: 10.1145/nnnnnnnn.nnnnnnn

Custom hardware accelerators [12, 13, 15] and FPGAs [8] can exploit this reduction in data precision to reduce the area and power required for the implementation of the corresponding arithmetic, and also to increase throughput.

In contrast, conventional CPU/GPU microarchitectures typically provide native support for just a few fixed levels of precision, such as 8-, 16-, 32- and 64-bit integer values and 32- and 64-bit floating point. The result is that software is seldom able to take full advantage of relaxed precision requirements. For example, Ristretto [10] can quantize DNN activations to signed 6-bit precision, but no machine we are aware of has native integers with this bitwidth.

In this paper we show that bit-level custom precision on commodity hardware is not only possible, but highly efficient for deep convolutional neural networks (CNNs). We extend prior research to *embed* a SIMD vector architecture with custom bit-precise integer vector lanes in native fixed-width scalar arithmetic. Using this embedded architecture, we can implement a wide range of operations over arrays of bit-precise signed and unsigned integer types.

However, merely emulating the lane-wise operations of existing vector architectures neglects the true potential of custom precision in software. Instead, we argue that the greatest opportunities for efficient custom precision in software arises from defining *entirely new* operations that do not necessarily correspond to existing SIMD vector instructions. These new operations are not easy to find because they depend on novel insights into the sub-structure of existing machine instructions. Nonetheless, we provide an example of one such novel operation: a custom bit-level precise operation which computes the 1D convolution of two input vectors, based on the wide integer multiplier found in general-purpose processors.

While the performance benefits are attractive, writing this kind of code by hand is difficult and error prone. We implement the technique in a domain-specific code generator, which synthesizes a library of efficient C code implementations for bit-precise DNN operations.

In summary, we make the following contributions:

- We demonstrate the feasibility of supporting bit-level precise arithmetic for CNNs in software.
- We extend prior work to provide implementations of the operations necessary for CNN inference.

- We propose a novel custom bit-width convolution operation that maps to native scalar multiplication.
- We show that signed values are a particular implementation challenge, and present a novel solution.
- We evaluate our proposed operations using realistic, published quantization scenarios and on multiple hardware platforms, including embedded/IoT class devices.

2 Background

Vector computer architectures are among the most successful parallel computers for a wide variety of applications. In the 1970s supercomputers such as the Cray-1 and Cray X-MP used deeply-pipelined vector floating point units for performance on scientific applications. From the mid-1990s vector units started to appear in general-purpose processors, such as Intel MMX (1996) and SSE (1999) and PowerPC AltiVec (1997). Vector processors are single-instruction multiple data (SIMD) parallel computers, where a single instruction operates on multiple data points in parallel.

Modern vector processors have vector registers that contain a fixed number of *lanes*, each of which contains a scalar value. Vector instructions operate on all lanes in parallel, using either pipelined arithmetic units (a *vector pipeline* architecture) or using multiple parallel arithmetic units (a *vector SIMD* architecture [16]). It is worth noting that both *vector SIMD* and *vector pipeline* architectures fit within the SIMD category of Flynn's taxonomy [5].

In 1997 Fisher and Dietz proposed a slightly different classification of vector architectures [4]. They coined the term *SIMD within a register* (SWAR) to encompass both the then-emerging *vector SIMD* architectures and another approach to vector parallelism that is less well known. This latter approach is a software-only emulation of vector computing that is implemented with scalar instructions. Scalar registers are divided into notional sub-words, and scalar instructions are used to operate on multiple sub-words in parallel.

Fisher and Dietz went on to create a *SWAR programming model* and compiler that could target either conventional vector instructions or a software emulation of vectors using scalar instructions [3]. Unfortunately, Fisher and Dietz overloaded the term SWAR to include three quite separate ideas: (1) all hardware vector SIMD architectures, (2) their approach to software emulation of vector architectures, and (3) their high-level programming model and compiler. As a result, despite doing much pioneering work in the field, they left no separate term for software emulation of vector architectures. In the absence of an existing term, we refer to this software vector approach as *Scalar Arithmetic with Multiple Data* (SAMD).

2.1 Emulating Vector Architectures

On a 64-bit 8-way vector architecture, 64-bit vector registers can be divided into eight lanes, each containing a single

unsigned byte. Vector arithmetic instructions can be used to perform operations such as lane-wise addition.

It is equally possible to pack the same eight bytes into a 64-bit scalar register, but applying scalar addition will not give a correct result (Figure 1). The problem is that scalar arithmetic assumes that all bytes are parts of a single integer value.

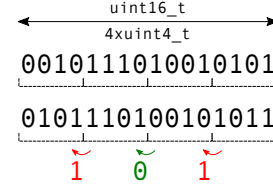


Figure 1. Correct (0) and incorrect (1) carries in scalar addition on 4-bit data when packed in a 16-bit data word. Incorrect carries corrupt neighbouring packed values.

Scalar addition computes carries across the entire 64-bit word. In contrast, vector operations break the carry-chain at the boundary of each lane. To emulate vector arithmetic using scalar arithmetic, some software mechanism is needed to sever the carries at vector lane boundaries. Fisher and Dietz proposed *spacer bits* to solve this problem.

```
uint64_t unsigned_add_spacer(uint64_t a, uint64_t b, int bits)
{
    // create mask with zeros in spacer bits
    uint64_t mask = ~MSB_LANE_MASK(bits+1);

    // clear the spacer bits in each input
    uint64_t a_clear = a & mask;
    uint64_t b_clear = b & mask;

    // add the numbers
    return a_clear + b_clear;
}
```

Figure 2. Addition of unsigned SAMD vectors using one permanent spacer bit between each lane

Spacer bits consist of one or more bits placed between vector lanes to catch carries from the neighbouring lane. In the example in Figure 2 a single spacer bit is added between each lane, and as a result only seven one-byte values fit within the 64-bit word alongside the spacer bits. To perform unsigned vector addition using unsigned scalar addition, the spacer bits must first be set to zero. We define a 64-bit mask, that contains the value zero in each spacer bit, and one in all other bits. We set the spacer bits in the inputs, *a*, *b* to zero, and then add the two resulting values. Any overflows at lane boundaries are caught in these spacer bits. We refer to these as *permanent spacer bits* because they persist throughout the lifetime of the value.

Note that throughout this paper we use many bitwise masks to isolate particular lanes or bits within a word. The particular value of the mask typically depends on the lane-width and the presence or absence of spacer bits. To describe these masks clearly, we introduce a small function as shown in Figure 3.

```
uint64_t build_mask(int start, int width, int stride)
{
    // create a mask of width 1's
    uint64_t sub_mask = (1 << count) - 1;

    uint64_t mask = 0;
    // lay down the sub_mask at intervals of stride
    for(int i = start; i < sizeof(uint64_t)*8; i += stride){
        mask = mask | (sub_mask << i);
    }
    return mask;
}

#define MSB_LANE_MASK(w) build_mask(w-1, 1, w)
#define LSB_LANE_MASK(w) build_mask(0, 1, w)
#define ODD_LANE_MASK(w) build_mask(w, w, 2*w)
#define EVEN_LANE_MASK(w) build_mask(0, w, 2*w)
```

Figure 3. Construct a mask for clearing bits and lanes in SAMD computation, and examples of masks used throughout paper.

2.2 Temporary Spacer Bits

A downside of permanent spacer bits is that they occupy space within the vector word. Fisher and Dietz proposed *virtual spacer bits* to prevent overflow between lanes without permanent spacer bits. A virtual spacer bit is a short-lived spacer bit that is introduced within a routine for operating on SAMD vectors and is eliminated before the completion of the routine. We refer to these as *temporary spacer bits*.

Figure 4 shows unsigned addition using this approach, computing the correct answer for the addition from Figure 1. The most significant bit of each lane is masked to zero and acts as a temporary spacer bit. The scalar addition is performed on 3-bit values, and any overflow is caught in the temporary spacer bits.

To get a full 4-bit result in each lane, it is necessary to replace the temporary spacer bit with the correct value of the most significant bit of the addition. Fortunately, one-bit addition can be computed with bitwise *xor* of the most significant bit of each of the two input and of the carry bit that is stored in the temporary spacer bit.

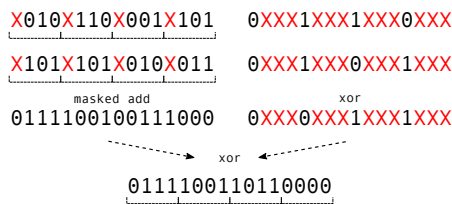


Figure 4. Dataflow in SAMD addition with temporary spacer bits

Temporary spacer bits remove the need for persistent spacer bits at the cost of some additional computation. This greatly simplifies the task of emulating operations found in hardware vector instruction sets such as Intel MMX or SSE. Thus, we can define a common set of vector operations that might be implemented in hardware on some machines or emulated in software on others, and guarantee that the same functionality is available on all machines. This idea of a common set of vector operations across all target machines was an important part of the wider SWAR vision of simplifying vector programming.

```
uint64_t unsigned_add(uint64_t a, uint64_t b, int bits)
{
    // create mask containing 1 in MSB of each lane
    uint64_t mask = MSB_LANE_MASK(bits);
    // compute the bitwise sum of MSBs of each lane
    uint64_t msb = (a ^ b) & mask;
    // do addition on bits-1 bits per lane
    uint64_t sum = (a & ~mask) + (b & ~mask);
    // add MSB sum without overflow into next lane
    return msb ^ sum;
}
```

Figure 5. C code that performs addition of signed or unsigned SAMD vectors using temporary spacer bits

2.3 Our Thesis

In this paper we argue that emulating existing vector instruction sets is exactly the wrong use of software techniques to perform vector arithmetic with scalar instructions. Vector instruction sets are now ubiquitous, and it is difficult for SAMD techniques to compete when performing the same operations.

On the contrary, we argue that SAMD is most effective when it is used for operations that are not already supported by vector instructions. In particular we argue that SAMD is ideal for customized integer data precision in approximate computing applications. Furthermore, as we show in Section 5, SAMD can sometimes exploit the structure of scalar arithmetic to perform multiple vector operations using a single scalar instruction. To demonstrate our point, we first review examples of SAMD operations that emulate existing vector instructions.

3 Conventional SAMD Arithmetic

Fisher and Dietz published only a handful of their SAMD operations, but the source code of Fisher’s compiler for SWARC language¹ contains many more. Figure 6 shows simplified versions of SAMD operations for integer add and subtract. These operations are correct for both signed and unsigned values, and can be used for lane-widths with any fixed number of bits.

```
uint64_t samd_add(uint64_t a, uint64_t b, int bits)
{
    uint64_t mask = MSB_LANE_MASK(bits);
    uint64_t msb = (a ^ b) & mask;
    uint64_t sum = (a & ~mask) + (b & ~mask);
    return msb ^ sum;
}

uint64_t samd_sub(uint64_t a, uint64_t b, int bits)
{
    uint64_t mask = MSB_LANE_MASK(bits);
    uint64_t msb = (a ^ b) & mask;
    uint64_t diff = (a | mask) - (b & ~mask);
    return msb ^ diff ^ mask;
}
```

Figure 6. Addition and subtraction of SAMD vectors

Unfortunately there is no efficient way to compute lane-wise multiplication using scalar multiplication instructions. Unlike addition with its single linear carry-chain which can

¹<http://aggregate.org/rfisher/Research/Sc/Sc.html>

be broken using bitwise operations, multiplication has many carry chains. The code generator in Fisher's SWARC compiler can generate a sequence of bitwise shift, mask and add instructions that are capable of performing lane-wise multiplication. Their instruction sequence is complex and requires $O(b)$ iterations of a shift and add algorithm, where b is the lane-width. Further, each iteration uses $O(\log_2(b))$ operations to build a mask, for a total of $O(b \log_2(b))$ operations to complete lane-wise SAMD multiplication.

In Figure 7 we present an improved lane-wise SAMD multiplication sequence that requires just $O(b)$ operations for SAMD multiplication. Our approach builds the write mask for the multiplication in a constant number of steps. We rely on the observation that we can efficiently compute an integer, *mask* with all bits in the range *start* to *stop* set to 1, where *start* > *stop*; we simply compute $mask = (1 \ll start) - (1 \ll stop)$.

```
uint64_t samd_mul(uint64_t a, uint64_t b, int bits)
{
    uint64_t read_mask = LSB_LANE_MASK(bits);
    uint64_t sum = 0;
    for (int i = bits; i > 0; i--) {
        uint64_t bit = b & read_mask;
        uint64_t write_mask = (bit << bits) - bit;
        uint64_t to_add = a & write_mask;
        samd_add(sum, to_add, bits);
        a = a << 1;
        read_mask = read_mask << 1;
    }
}
```

Figure 7. Improved lane-wise SAMD multiplication

4 Vector Scale

Although lane-wise vector multiplication of SAMD vectors cannot be efficiently implemented with a scalar multiply instruction, another useful operation can be. Key operations of many algorithms such as matrix multiplication and discrete convolution can be expressed as *vector scale* operations, where a vector of values are multiplied by a single scalar.

The very simplest case of vector scaling operates on unsigned lanes of b bits, where each lane is separated by b permanent spacer bits. In this case, vector scaling can be implemented by a scalar unsigned multiplication as shown in Figure 8. In this example the scalar value occupies the lowest b bits of the *scalar* parameter. The vector contains several b bit values, each separated by b permanent spacer bits. The product of two b bit numbers contains $2b$ bits, with the b bits of overflow stored in the permanent spacer bits.

```
uint64_t unsigned_scale_b_spacers(uint64_t vec, uint64_t scalar,
                                   int bits)
{
    // clear the spacer bits in the input
    uint64_t mask = ODD_LANE_MASK(bits);
    uint64_t vec_clear = vec & mask;

    return vec_clear * scalar;
}
```

Figure 8. Unsigned vector scale with b permanent spacer bits

```
uint64_t vector_scale_wrap(uint64_t vec, uint64_t scalar,
                           const int bits)
{
    // separate odd and even numbered lanes
    uint64_t even_mask = EVEN_LANE_MASK(bits);
    uint64_t odd_mask = ODD_LANE_MASK(bits);
    uint64_t even = vec & even_mask;
    uint64_t odd = vec & odd_mask;

    // compute product and mask out higher half
    even = (even * scalar) & even_mask;
    odd = (odd * scalar) & odd_mask;
    return even | odd;
}
```

Figure 9. Vector scale with b temporary spacer bits.

As we have seen for other operations, a weakness of using permanent spacer bits is that they occupy space in the input and result.

Assuming that we want a b bit result in each lane, we can simply ignore or mask out the contents of the spacer bits. However, it is worth noting that the b bit vector scale actually returns a product of $2b$ bits — the lower half in the result bits, and the upper half in the neighbouring spacer bits.

4.1 Vector Scale with Temporary Spacer Bits

The downside of permanent spacer bits can be avoided by using temporary spacer bits for vector scale as shown in Figure 9. We first extract odd and even numbered lanes of the vector into separate registers using bitmasks, which creates b zero-valued spacer bits between each lane. We multiply each of the odd and even vectors by the b -bit scalar. The result is two sets of vectors where each lane contains a $2b$ -bit value. Finally, we mask off the upper half of each lane, and merge the odd and even vectors into a single vector of b -bit values.

Note that when multiplying two b -bit integers, the result in the lower b bits is the same regardless of whether we use unsigned or two's-complement signed multiplication [9]. Therefore, the routine in Figure 9 gives the correct b -bit result in each lane for either signed or unsigned SAMD arithmetic. Each signed lane of the vector gets the correct value, despite the fact that the routine uses unsigned arithmetic on the underlying integer type that is used to store the SAMD vector.

5 Convolution

The most computationally-intensive operation in CNNs is convolution. Simple 1D convolution can be used to express other operations, such as polynomial multiplication. For example, the two polynomials $2x^2 + 3x + 7$ and $x^2 - 5$ can be expressed as vectors $a = [2, 3, 7]$, $b = [1, 0, -5]$. The product of the polynomials can be expressed as the convolution $conv(a, b)$. Likewise, convolution can be expressed as products of polynomials. Interestingly, our modern positional number system also represents numbers as polynomials. For example, the number 276 can be expressed as $2 \times 10^2 + 7 \times 10^1 + 6 \times 10^0$. Given that we already have computer hardware to perform multiplication of numbers

in a positional system, an intriguing question arises: can we use the same hardware multipliers to perform convolution? In this section we propose a novel SAMD convolution operation that uses scalar multiplication to perform convolution on SAMD vectors.

Polynomial multiplication can be used to multiply numbers, but it is not a perfect substitute. Consider the case of multiplying the following numbers expressed as polynomials.

$$\begin{aligned} 276 &= 2 \times 10^2 + 7 \times 10^1 + 6 \times 10^0 = 2x^2 + 7x + 6 \\ 15 &= 1 \times 10^1 + 5 \times 10^0 = x + 5 \end{aligned}$$

For brevity, let us define x to be the base of the positional number system; in this case $x = 10$. Polynomial multiplication of these two numbers gives us:

$$\begin{aligned} &x(2x^2 + 7x + 6) + 5(2x^2 + 7x + 6) \\ &= 2x^3 + 17x^2 + 41x + 30 \\ &= 2 \times 10^3 + 17 \times 10^2 + 41 \times 10^1 + 30 \times 10^0 \end{aligned}$$

In contrast, the arithmetic result of multiplying the two numbers is $276 \times 15 = 4140$. The results of arithmetic and polynomial multiplication look quite different, but they are equivalent. The coefficients of the terms in the polynomial result are the raw result of multiplication of polynomials. They do not take account of the fact that, for example, $17 \times 10^2 = 1 \times 10^3 + 7 \times 10^2$. If we fully collapse all such equivalences in the result of the polynomial product, the result is:

$$\begin{aligned} &4x^3 + x^2 + 4x \\ &= 4 \times 10^3 + 1 \times 10^2 + 4 \times 10^1 + 0 \times 10^0 \\ &= 4140 \end{aligned}$$

The polynomial product is similar to numeric multiplication, except that it does not allow overflow from one coefficient to the next. Therefore, if we can *prevent* overflow between coefficients packed into a scalar data word, we can use scalar multiplication to perform the polynomial product.

5.1 Convolution as Long Multiplication

A simple way to *prevent* overflow between coefficients is to ensure that there are enough bits in each lane of the result that overflow cannot happen. In the first instance we consider only unsigned numbers, and in a later section we will extend our approach to signed numbers. As we saw in section 4, we can scale an unsigned vector with b -bit lanes by a b -bit unsigned scalar using native full-word multiplication by ensuring that there are always b spacer bits between each lane of the SAMD vector. We can use a similar technique to perform convolution of SAMD vectors, by ensuring that there are always enough bits in each result lane to contain the maximum value computable by the convolution.

Consider the case where we convolve a vector of b -bit values by a 1D convolution kernel of three b -bit values. Each output point in the result consists of the sum of three values. Each of these values is the product of a b -bit input value and a b -bit kernel value, which gives a $2b$ -bit result. The sum

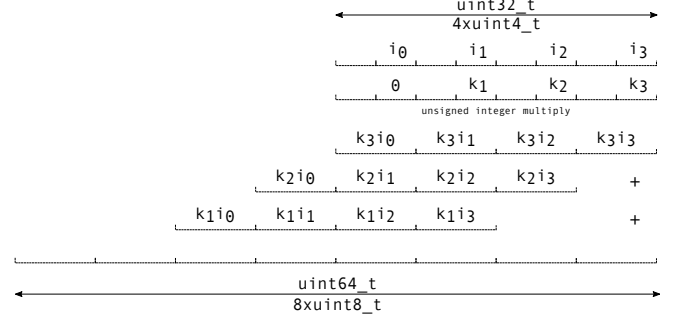


Figure 10. Convolutional substructure in fixed-width unsigned multiply

of three such values requires a maximum of $2b + 2$ bits to represent. Therefore, if we guarantee that the output lane into which we compute such a value has $2b + 2$ bits, then there will never be overflow between output lanes. One way to ensure that each output lane has $2b + 2$ bits is to modify the inputs so that each input and kernel lane has $b + 1$ bits and is separated by $b + 1$ spacer bits.

The effect of putting each b -bit value into an input lane with $2b + 2$ bits (including spacer bits) is that we can consider ourselves to be performing arithmetic on values with base 2^{2b+2} . By design each input has only b bits, so we are guaranteed that our base- 2^{2b+2} convolution never overflows between lanes. Thus, we can perform SAMD convolution using multiplication.

Consider the example in Figure 10. We have four input values i_0, i_1, i_2, i_3 and a 1D convolution kernel of three values k_1, k_2, k_3 . The input and the kernel are packed into SAMD vectors with zero-valued spacer lanes between each lane containing a value. Figure 10 shows each intermediate value that is computed as part of the long multiplication. Each intermediate value is the product of two inputs and is therefore occupies a double-width lane in the result. When performing the multiplication we use machine instructions that compute the full double-width result. For example, the x86-64 architecture has a 64-bit multiply instruction that returns a 128-bit result split across two registers. The result contains the convolution of the input and kernel.

Note that the example in Figure 10 has an input of length four and kernel of length three. Each fits within a single SAMD register, and it is therefore possible to compute the convolution with just a single multiply. In convolutional neural networks the kernel typically has a short, fixed length such as three or five. However, the input is normally much longer, and we must therefore typically compute the convolution of a kernel that fits within a single SAMD register, and an input that does not.

If we again consider the example in Figure 10, but assume that the input is just a short subsection of a much larger input, a pattern emerges. In a long convolution with a kernel of length three, we expect each output to consist of the sum of three products. In the example we see that two lanes of the output — those containing the values $k_3i_0 + k_2i_1 + k_1i_2$ and

$k_3i_1 + k_2i_2 + k_1i_3$ — are the sum of three non-zero products. These two output values are complete result values of the convolution. In contrast, the other four outputs are partial results. Each is the sum of just one or two values. To compute the final results for these output points, we need to combine partial results from different multiplications.

If we look at the pattern of non-zero intermediate values of the multiplication in Figure 10 we see that they form a parallelogram-shaped region. When we perform a longer convolution the result is a sequence of such parallelograms. To get the result of a long convolution we *align* the adjacent parallelograms by bit shifting the output word and add the overlapping points.

For convolutional neural networks we must consider two additional practical issues. First, many CNNs use 2D convolution rather than the 1D convolution that we compute. However, we can compute a 3×3 2D convolution as the sum of three length-3 1D convolutions. CNN convolution also typically involves multiple *channels* of input and kernel. The output is computed by summing the corresponding convolution results across different channels. This can be computed using normal SAMD addition. However, rather than resolving the overlapping partial sums (or parallelograms) at each channel before summing the channels, it is often more efficient to perform the addition across channels *first*, and resolve the overlapping partial sums later.

6 Handling of Signed Values

Our discussion of SAMD convolution and vector scale has so far assumed that inputs are unsigned. However, CNNs normally use signed values, at least for the convolution kernel. Most processors provide separate signed and unsigned multiply instructions. The lower b bits of the result of multiplying two b -bit values is the same for both signed and unsigned multiplication. However, the higher b bits of the result are different depending on whether the multiplication is signed or unsigned. Grys [9] provides an overview of software methods for computing signed multiplication by adjusting the result of unsigned multiplication.

If we are operating on b -bit inputs and computing b -bit outputs, multiplication of signed values is straightforward. We simply compute the $2b$ -bit result using whatever multiplication is available and discard the upper b bits. However, multiplying b -bit signed inputs to create $2b$ -bit results is much more complicated.

Unsigned scalar multiplication can be used to implement unsigned SAMD vector scaling and convolution. All of the bits of an unsigned number have essentially the same meaning as positive values. Signed scalar multiplication treats the leading 1's of a two's-complement signed number as the sign extension. But signed multiplication does not deal correctly with signed SAMD lanes within a scalar value, because signed scalar multiplication deals only with the leading bits of the scalar value as indications of a negative value.

A signed scalar multiplier is unable to identify signed SAM lanes within a machine word. Instead we use unsigned scalar multiplication, and add fixup code to adjust the values to account for negative values.

For simplicity, we assume the input vector and convolution kernels consists of signed b -bit integer lanes, each separated by b zero-valued spacer bits. Note that scalar times vector multiplication is simply a special case of convolution, where the kernel contains just one value.

```
uint64_t samd_sign_extend4mul(uint64_t vec, int bits)
{
    // get mask with 1 in MSB of each lane
    uint64_t msb_mask = MSB_LANE_MASK(bits);
    // extract the sign bits of each lane
    uint64_t sign_mask = vec & msb_mask;
    // subtract sign bits from adjacent spacer bits
    return vec - (sign_mask << 1);
}
```

Figure 11. Special-purpose sign extension for vector scale or convolution

To sign-extend a negative lane, we need to extend its leading sign bits into the adjacent b zero-valued spacer bits to its left. Figure 11 shows a simple method for sign extension. We shift the leading sign bit of each vector lane by one position, and subtracting it from the adjacent spacer bit to the left. Where the leading sign bit has value zero, that lane contains a positive (or zero) number, and zero is subtracted from the adjacent spacer bit leaving it zero.

Where the leading sign bit is one, the number is negative, and all b spacer bits must be set to one to fully sign extend the number. We achieve this by subtracting the leading sign bit from the adjacent spacer bit which causes it to switch from zero to one, with a negative carry to the next bit left. The negative carry cascades through all the spacer bits, and finally carries into the next populated lane of the SAMD vector. As a result the next lane to the left of a negative number is reduced by one.

On first view one might expect this change of value to catastrophically change the result of the overall computation, but remarkably it does not. When we multiply the resulting vector value by the scalar, we get an answer that is very close to the correct one. The rightmost lane of the resulting vector is always correct. Other lanes have the correct value if the lane to the left is non-negative. Where the lane immediately to the left is negative, the current lane has a value one less than the true value. We correct this by adding 1 to each of the lanes with a negative value to the left.

Figure 12 shows code to perform the convolution and correct the underflow that propagates from adjacent negative lanes. The shown code is efficient, but non-obvious. The obvious way to correct the underflow from an adjacent negative lane is to extract the most significant bit (which is 1 in the case of a negative number), shift the bit one position to the left so it aligns with least significant bit of the lane to the left and add. However, the obvious approach contains a subtle bug. Where the correct value in an output lane is

```

uint128_t signed_convolution(uint64_t vec, uint64_t kernel,
                             int bits)
{
    // compute 128 bit product of 64-bit inputs
    uint128_t product = (uint128_t)vec * (uint128_t)kernel;

    // fix underflow from adjacent lane
    uint128_t mask = MSB_MASK(bits*2);
    uint128_t sign_bits = product & mask;

    // add the sign bit to itself to increment
    // lane to the left of a negative number
    product = product + sign_bits;

    // correct the MSB for wrongly removed sign
    return product ^ sign_bits;
}

```

Figure 12. Signed convolution algorithm with underflow correction

zero, the negative underflow from an adjacent lane pushes the value to -1. In two's complement the representation of -1 is all 1's. If we correct this value by adding one, the lane will get the correct value, but will also overflow into the next lane to the left. This would be correct except that the next lane to the left will have already been incremented because its direct neighbour is negative before the increment. Therefore, the value is incremented twice.

We instead use a non-obvious sequence that extracts the sign bits, but rather than shifting them left adds them to the same location. Where the sign bit is 1, this causes an overflow into the adjacent lane. Where the lane contains the value -1, the overflow switches it to zero, but when we add another 1 to the MSB there is no overflow into the neighbour. Finally, we correct the MSB of each output lane.

6.1 Optimizations for Permanent Spacer Bits

The method of signed convolution presented so far has assumed that we need to compute the correct value for the MSB of each vector lane. However, it is worth noting that computing the correct MSB can be surprisingly expensive for SAMD operations. For example, in the SAMD addition operation in Figure 5, half of the bitwise operations are devoted to computing the correct value of the MSB. If we are willing to sacrifice one bit of precision and not maintain the MSB, SAMD addition is much more efficient. Where we maintain a permanent spacer bit in the MSB of each SAMD lane, we can use cheaper operations, such as the addition in Figure 2 which uses far fewer bitwise operations.

In the case where we maintain a permanent spacer bit in the MSB of each lane, we can also perform convolution more efficiently. First, the final *xor* operation in the convolution code in Figure 12 is unnecessary if we do not need to compute the MSB. Given that the *xor* operates on a double-width value (in this case 128 bits), this likely corresponds to two scalar machine instructions.

A second optimization of convolution arises because of the way that we correct for negative adjacent lanes. Recall that to correct for negative lanes we extract the sign bit from the result of the multiplication and add it back into the result. Where the sign bit has value 1, this propagates

a positive carry into the neighbouring lane. Unfortunately this operation also corrupts the sign bit, but where the MSB is a spacer bit, this is not a problem. However, the result of the addition can leave the lane of a SAMD vector in one of two possible states. If before the addition, the SAMD lane contained the value -1, then after the addition, the SAMD lane contains the value zero in all bits except the MSB, which has value 1. If before the addition the SAMD lane contained any other value, then after the addition it contains a zero in the MSB and arbitrary values in other bits.

In CNN convolution, the output of our convolution operation is normally added to an accumulation of the values across multiple channels. Where a permanent spacer bit is used in SAMD lanes, we normally clear the MSB of each operand before performing the addition (as shown in Figure 2). However, given that the MSB of each lane in the output of our convolution operation is already zero all cases, except the case where it is one and all other bits are zero, addition with a SAMD lane where the MSB is zero cannot overflow into the neighbouring lane. Therefore, where the output of our convolution feeds directly into addition with a permanent spacer bit, there is no need to clear the MSB of the lanes of our convolution result.

7 Constant Kernels and Overflow

Deep neural networks perform large numbers of convolutions at training time and later when the network is used for inference. During training the convolution kernels are updated repeatedly as they are slowly tuned to classify the training data. As the kernel values are slowly modified during training they typically need a lot of precision so that can be repeatedly fine-tuned [14]. However, once training is complete, it is often possible to quantize the kernel values to reduce their precision with minimal loss of inference accuracy [20].

When preparing to deploy a trained DNN we can exploit the availability of the kernel values. To guarantee that the product of two unknown b bit integer values will not overflow, we need to reserve $2b$ bits for the result. However, if we know that one of the two numbers has the value 5 (or binary 101) then we know that the size of the result cannot exceed $b + 3$ bits. We can extend this principle for more products. Consider the case where we want to compute the dot product of vector of unknown b -bit values $[x_0, x_1, x_2, x_3]$ and a vector of known values $[4, 3, 9, 6]$:

$$4x_0 + 3x_1 + 9x_2 + 6x_3$$

In the worst case all of $x_0..x_3$ might have the largest representable b -bit value b_{max} . However, in that case the result would be $(4 + 3 + 9 + 6)b_{max} = 22b_{max}$. The value 22 can be represented in five bits in an unsigned representation (or six bits if signed). Therefore, if the result of the dot product is allocated $b + 5$ bits, we are guaranteed that even the worst case input cannot cause overflow. Where the kernel contains


```

int conv_output_bits(int kernel[CHANNELS][K][K])
{
    int positive = 0, negative = 0;

    for (int c = 0; c < CHANNELS; c++) {
        for (int kh = 0; kh < K; kh++) {
            for (int kw = 0; kw < K; kw++) {
                if ( kernel[c][kh][kw] < 0 )
                    negative += kernel[c][kh][kw];
                else
                    positive += kernel[c][kh][kw];
            }
        }
    }
    int negbits = bits_required(negative);
    int posbits = bits_required(positive);
    return max(negbits, posbits);
}

```

Figure 13. Find the maximum possible number of additional bits needed by a signed convolution kernel with unsigned input.

negative values, the corresponding worst case input value is the negative number with largest absolute value.

A common scenario in DNNs is that the kernels contain signed values but the input values are unsigned. This arises in neural networks that use a rectified linear unit (ReLU) activation function. ReLU operates on each scalar value of the input tensor in isolation and replaces the existing value, ve with a new value vn , such that $vn = \max(ve, 0)$. ReLU clamps all negative values to zero, which guarantees that the resulting scalar values can all be represented as unsigned numbers. Where the input values are unsigned and the kernel values are signed, we can compute the worst case positive and negative values of the result, as shows in Figure 13.

8 Experimental Evaluation

We built a small code generator which synthesizes a SAMD instruction sequence to implement a given number of iterations of the inner loop of DNN convolution. The overall DNN convolution loop is shown in Figure 14.

```

for (unsigned m = 0; m < kernels; m++)
    for (unsigned h = 0; h < (img_h-(k/2)); h++)
        for (unsigned w = 0; w < (img_w-(k/2)); w++) {
            T result = output[m][h][w];
            for (unsigned d = 0; d < channels; d++) {
                for (unsigned y = 0; y < k; y++)
                    for (unsigned x = 0; x < k; x++)
                        result +=
                            (T)image[d][(h + y)-(k/2)][(w + x)-(k/2)]
                            *
                            (T)kernel[m][d][y][x];
            }
            output[m][h][w] = result;
        }
}

```

Figure 14. Loop performing DNN convolution

In our evaluation, we limit our experiments to the class of convolutions producing at most 16 bits of output.

Our baseline “native” quantized convolution consumes a stream of signed 8-bit samples, which are convolved using the algorithm in Figure 14.

Our SAMD convolutions use precisely the same implementation, but with our synthesized implementation of the arithmetic. After we generate the C code implementing the

SAMD arithmetic operations, we compile to machine code using the native compiler (in our case, GCC release 7.2).

All benchmark executables were compiled with `-std=c++14 -O3`. The NVIDIA Tegra X1 board we used for the Cortex-A57 benchmarking was running NVIDIA JetPack 3.1, while the Intel machine was running Linux 4.12. We use the same compiler options for all experiments, both for the native 8-bit integer code and our generated code.

8.1 Experimental Setup

We evaluated our approach on an Intel Haswell CPU, specifically the Intel Core i5-4570, and on an ARM Cortex A-57 CPU. The Cortex A-57 is used in NVIDIA’s Tegra X1 platform for embedded and automotive development.

For our experiments we are using the convolutional layers of the VGG-B network of Simonyan et al. [17]. Our graphs present the mean execution time (with error bars representing one standard error about the mean) of each convolutional layer, implemented by the loop in Figure 14. From left to right on the graphs, the depth of the layer in the network increases, increasing the number of channels and the number of convolutional kernels. The precise dimensions of each convolution are tabulated in [17].

On our figures, the native direct convolution algorithm *direct-mhwcyx* shows the performance of the convolution layer when quantized to native 8-bit signed integer weights and activations. The *SAMD(N)* bars show the performance of our generated SAMD convolution layer when quantized to N -bit signed integer weights and activations. We step N down from 8 (emulating native 8-bit integers) to 2 (a single data bit with a sign bit).

8.2 Experimental Results: Intel Haswell

Figures 15 and 16 show the results of benchmarking on Intel Haswell. On Haswell, GCC generates a very heavily optimized piece of code for the native DNN convolution, making heavy use of loop unrolling.

Using temporary spacer bits, a more complex instruction sequence is required (shown in Figure 4) than where the format contains permanent spacer bits, leading to a higher execution time overall. Although using temporary spacer bits minimizes the memory footprint, the overhead of the more complex instruction sequence is very clearly visible in the execution time.

In convolution layers late in the VGG network, with very large numbers of channels, native 8-bit code is faster than some of the wider SAMD instances with temporary spacer bits, but in general, as the quantization factor increases (meaning we can fit more values in a SAMD vector) the performance of SAMD improves rapidly. The best available speedup for an individual convolution layer, using 2-bit quantization, is approximately 6× on this Haswell processor.

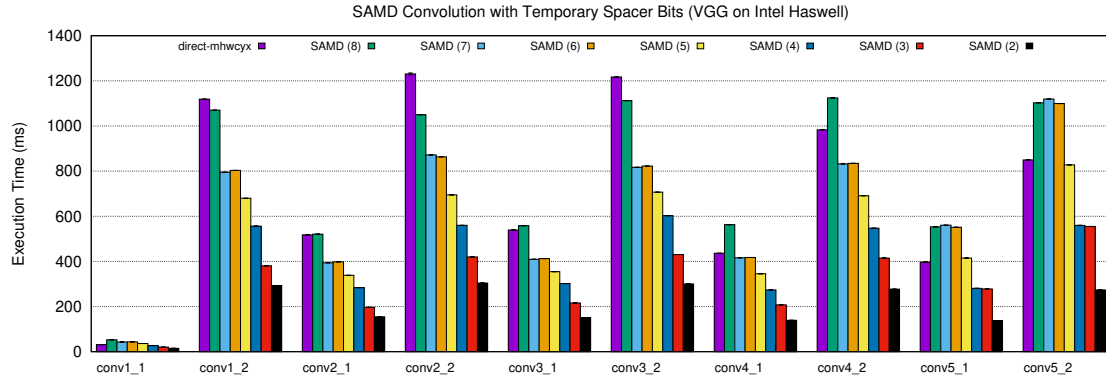


Figure 15. Intel Core i5-4570 Performance of quantized DNN convolution with temporary spacer bits

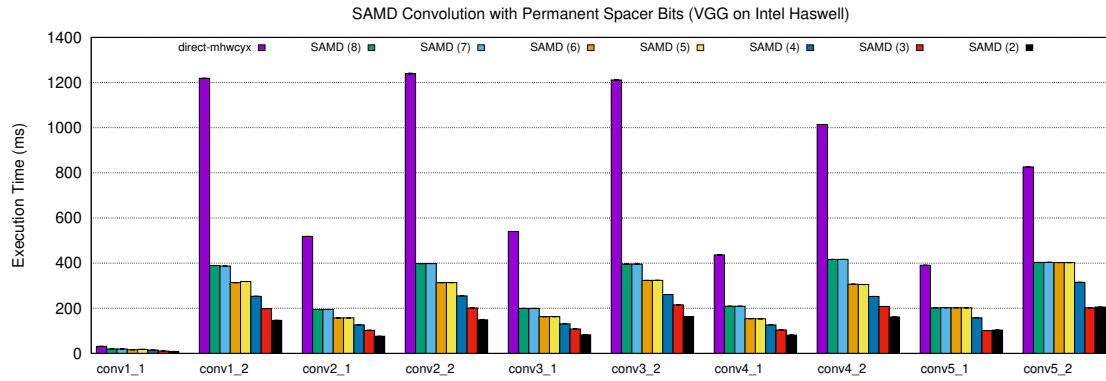


Figure 16. Intel Core i5-4570 Performance of quantized DNN convolution with permanent spacer bits

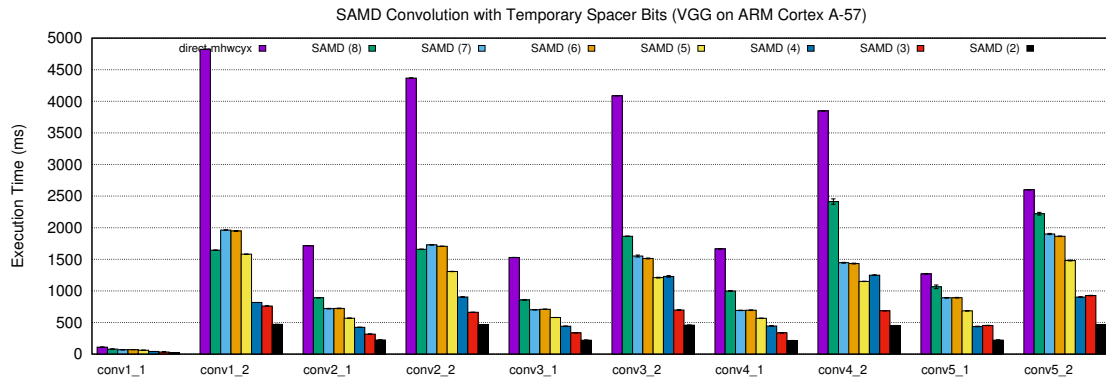


Figure 17. ARM Cortex A-57 Performance of quantized DNN convolution with temporary spacer bits

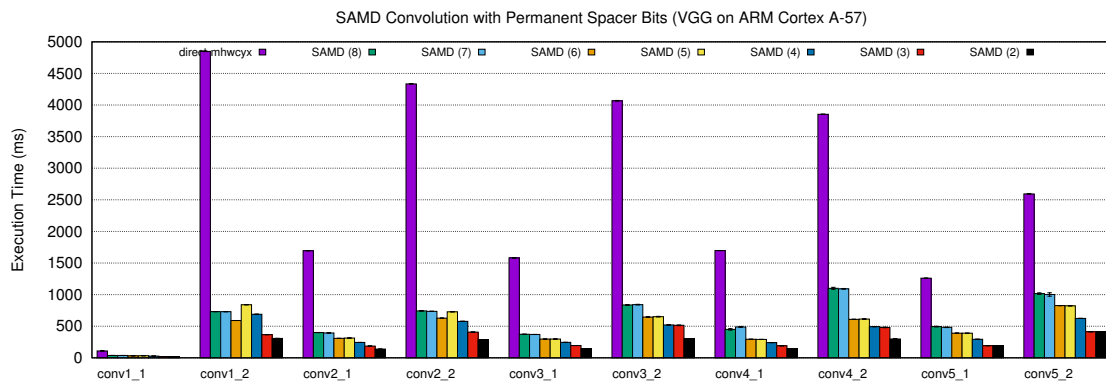


Figure 18. ARM Cortex A-57 Performance of quantized DNN Convolution with permanent spacer bits

8.3 Experimental Results: ARM Cortex A-57

Figures 17 and 18 show the results of benchmarking on the ARM Cortex A-57. Here, the SAMD code for temporary spacer bits is already faster than native code in all cases (Figure 17). Using permanent spacer bits (Figure 18), the gap widens even further. Where the incoming data are in reduced precision, SAMD is a very effective mechanism to achieve parallelized execution on constrained processors such as the Cortex A-57.

Using the low-complexity operations with permanent spacer bits (Figure 18), the best speedup available for an individual convolution layer, using 2-bit quantization, is approximately 10 \times versus native 8-bit integer implementation.

9 Related Work and Conclusion

Algorithms to operate on multiple subwords in parallel have been known for some time. A 1957 programming textbook for the 35-bit EDSAC contains a recursive divide and conquer algorithm to compute the number of set bits (or *popcount*), where the bit-width of each partial sum doubles on each iteration [2, 19]. The famous 1972 HAKMEM technical report [1] from MIT contains an example (no. 115) that operates on base-4 subwords using bitwise operations.

In 1975 Lamport outlined a vision for processing multiple n -bit “bytes” within full word instructions (where n is not necessarily eight). Lamport outlines an algorithm for SAMD addition with and without spacer bits, and mentions the possibility of vector times scalar multiplication albeit without details. The main focus of the work is lane-wise comparisons and masks, particularly for processing character data.

Fredriksson and Grabowski [6, 7] use fast FFT convolutions for approximate string matching. To increase parallelism, they pack multiple symbols into a machine word, before computing the FFT and Fourier domain convolution on the packed words, which they describe as *word-level parallelism*. In contrast our work deals with both signed and unsigned values, and computes the convolution in the time rather than Fourier domain.

Fu et al. [8] present a paper on multiplying two 8-bit inputs by an 8-bit scalar value in a single step using the DSP accelerator units on Xilinx FPGAs. According to their description — which is tightly bound to implementation on Xilinx FPGAs — their approach can deal with both signed and unsigned numbers. Their method is similar to our vector scale algorithm, but it is missing the crucial post-pass adjustment that allows correct handling of negative inputs. It is difficult to know whether they rely on some hardware mechanism of Xilinx DSP units to find the correct result for negative inputs, or they use a post-pass adjustment similar to ours and neglect to mention it.

Umuroglu et al. [18] propose FINN, a framework for fast *binarized* neural network inference. In their formulation, points in a convolution can take on the values from the set $\{-1, 0, +1\}$.

Conclusion

The quantization scheme of Umuroglu et al. [18] can be represented without loss of accuracy in our SAMD 2 format, which permits the values $\{-2, -1, 0, +1\}$. Umuroglu et al. propose to use a customized hardware unit, implemented on FPGA to actually perform inference.

Our approach allows the quantization scheme of Umuroglu et al. to be run on a general-purpose CPU in a highly efficient manner. In fact, Umuroglu et al. also use the VGG-B network in their experiments. As we have demonstrated, the layers of this network can be run on a Cortex-A57 with a 2-bit quantized inference scheme yielding a speedup approaching 10 \times for several layers.

As demonstrated by our experimental evaluation, quantization can enable not only memory savings, but also large inference performance gains without requiring custom hardware support. Software support for bit-precise quantized DNN operations using our approach can often match, and sometimes far exceed, the performance of inference quantized to the sizes supported in native arithmetic.

References

- [1] Michael Beeler, R.W. Gosper, and Rich Schroeppel. Hakmem. Technical Report AIM-239, Cambridge, MA, USA, February 1972.
- [2] Y Edell and A Klein. Population count in arrays. *Submitted, available online <http://cage.ugent.be/klein/popc.html>*, page 95, 2009.
- [3] Randall Fisher. *General-Purpose SIMD Within A Register: Parallel Processing on Consumer Microprocessors*. PhD thesis, Perdue University, 2003.
- [4] Randall J. Fisher and Henry G. Dietz. Compiling for simd within a register. In *Proceedings of the 11th International Workshop on Languages and Compilers for Parallel Computing, LCPC '98*, pages 290–304, London, UK, UK, 1999. Springer-Verlag.
- [5] M. J. Flynn. Some computer organizations and their effectiveness. *IEEE Transactions on Computers*, C-21(9):948–960, Sept 1972.
- [6] Kimmo Fredriksson and Szymon Grabowski. Fast convolutions and their applications in approximate string matching. In Jiří Fiala, Jan Kratochvíl, and Mirka Miller, editors, *Combinatorial Algorithms*, pages 254–265. Springer-Verlag, Berlin, Heidelberg, 2009.
- [7] Kimmo Fredriksson and Szymon Grabowski. Exploiting word-level parallelism for fast convolutions and their applications in approximate string matching. *European Journal of Combinatorics*, 34(1):38 – 51, 2013. Combinatorics and Stringology.
- [8] Yoa Fu, Ephrem Wu, Ashish Sirasoa, Sedny Attia, Kamran Khan, and Ralph Wittig. Deep learning with INT8 optimization on Xilinx devices. White Paper WP486 (v1.0.1), Xilinx, April 2017.
- [9] S. Grys. Signed multiplication technique by means of unsigned multiply instruction. *Comput. Electr. Eng.*, 37(6):1212–1221, November 2011.
- [10] Philipp Gysel. Ristretto: Hardware-oriented approximation of convolutional neural networks. *CoRR*, abs/1605.06402, 2016.
- [11] Song Han and William J. Dally. Bandwidth-efficient deep learning. In *Proceedings of the 55th Annual Design Automation Conference, DAC 2018, San Francisco, CA, USA, June 24-29, 2018*, pages 147:1–147:6. ACM, 2018.
- [12] Song Han, Junlong Kang, Huizi Mao, Yiming Hu, Xin Li, Yubin Li, Dongliang Xie, Hong Luo, Song Yao, Yu Wang, Huazhong Yang, and William (Bill) J. Dally. ESE: efficient speech recognition engine with sparse LSTM on FPGA. In Jonathan W. Greene and Jason Helge Anderson, editors, *Proceedings of the 2017 ACM/SIGDA International*

- Symposium on Field-Programmable Gate Arrays, FPGA 2017, Monterey, CA, USA, February 22-24, 2017*, pages 75–84. ACM, 2017.
- [13] Song Han, Xingyu Liu, Huizi Mao, Jing Pu, Ardavan Pedram, Mark A. Horowitz, and William J. Dally. EIE: efficient inference engine on compressed deep neural network. In *43rd ACM/IEEE Annual International Symposium on Computer Architecture, ISCA 2016, Seoul, South Korea, June 18-22, 2016*, pages 243–254. IEEE Computer Society, 2016.
- [14] Dominik Marek Lorocho, Norbert Wehn, Franz-Josef Pfreundt, and Janis Keuper. Tensorquant - A simulation toolbox for deep neural network quantization. *CoRR*, abs/1710.05758, 2017.
- [15] Angshuman Parashar, Minsoo Rhu, Anurag Mukkara, Antonio Puglielli, Rangharajan Venkatesan, Bruce Khailany, Joel S. Emer, Stephen W. Keckler, and William J. Dally. SCNN: an accelerator for compressed-sparse convolutional neural networks. In *Proceedings of the 44th Annual International Symposium on Computer Architecture, ISCA 2017, Toronto, ON, Canada, June 24-28, 2017*, pages 27–40. ACM, 2017.
- [16] David A. Patterson and John L. Hennessy. *Computer Architecture: A Quantitative Approach*. Morgan Kaufmann Publishers Inc., San Francisco, CA, USA, 1990.
- [17] Karen Simonyan and Andrew Zisserman. Very deep convolutional networks for large-scale image recognition. *CoRR*, abs/1409.1556, 2014.
- [18] Yaman Umuroglu, Nicholas J. Fraser, Giulio Gambardella, Michaela Blott, Philip Leong, Magnus Jahre, and Kees Vissers. Finn: A framework for fast, scalable binarized neural network inference. In *Proceedings of the 2017 ACM/SIGDA International Symposium on Field-Programmable Gate Arrays, FPGA '17*, pages 65–74, New York, NY, USA, 2017. ACM.
- [19] Maurice V Wilkes, David J Wheeler, Stanley Gill, and FJ Corbató. The preparation of programs for an electronic digital computer. *Physics Today*, 11:28, 1958.
- [20] Chenzhuo Zhu, Song Han, Huizi Mao, and William J. Dally. Trained ternary quantization. *CoRR*, abs/1612.01064, 2016.