

Smoothed Analysis of Edge Elimination for Euclidean TSP

Xianghui Zhong

Research Institute for Discrete Mathematics

University of Bonn

Lennéstr. 2, 53113 Bonn, Germany

December 15, 2024

Abstract

One way to speed up the calculation of optimal TSP tours in practice is eliminating edges that are certainly not in the optimal tour as a preprocessing step. In order to do so several edge elimination approaches have been proposed in the past. In this work we investigate two of them in the scenario where the input consists of n independently distributed random points with bounded density function from above and below by arbitrary positive constants. We show that after the edge elimination procedure of Hougardy and Schroeder the expected number of remaining edges is $\Theta(n)$, while after that of Jonker and Volgenant the expected number of remaining edges is $\Theta(n^2)$.

keywords: traveling salesman problem; Euclidean TSP; probabilistic analysis; edge elimination; preprocessing

1 Introduction

The traveling salesman problem (TSP) is probably the best-known problem in discrete optimization. An instance consists of the pairwise distances of n vertices and the task is to find a shortest Hamilton cycle, i.e. a tour visiting every vertex exactly once. The problem is known to be NP-hard [4]. A special case of the TSP is the EUCLIDEAN TSP. Here the vertices are points in the Euclidean plane and distances are given by the l_2 norm. This TSP variant is still NP-hard [5] [1].

Since the problem is NP-hard, a polynomial-time algorithm is not expected to exist. In order to speed up the calculation of the optimal tour in practice, Jonker and Volgenant developed criteria to find edges that are not contained in any optimal solution, so-called

useless edges [3]. The geometrical arguments are based on the following idea: If every tour containing an edge e can be made shorter by replacing at most two edges with two other edges, then e is useless. In [2], Hougardy and Schroeder detect a class of useless edges by showing that every tour containing a specific edge can be shortened by replacing at most three edges. They are able to give conditions to find useless edges that can be checked efficiently in theory and practice. The algorithm has been tested on instances of TSPLIB, a library for TSP instances [6]. In experiments, $30n$ edges remained on average after the execution of the algorithm. This improves the total computation time significantly.

Smoothed analysis was introduced by Spielman and Teng [7] to explain the good practical performance of the simplex algorithm despite its bad theoretical performance. Instead of the worst case behavior, they consider the expected runtime on random instances according to some distribution. The distribution can be chosen such that the input can be interpreted as hard instances perturbed by introducing random noise.

In our model we consider n points in the unit square independently distributed with densities bounded from above and below by arbitrary positive constants in the unit square. One obvious density function that satisfies this condition is the uniform distribution on the unit square, with another nature example being the truncated normal distribution on the unit square. An informal yet instructive perspective on smoothed analysis is that one considers instances derived from real-life measurements, which are always subject to observational error.

New results. In this paper we evaluate the edge elimination criteria of [2] and [3]. To achieve this, we consider instances consisting of n uniformly distributed points in the unit square. We show that the expected number of edges that remain after the edge elimination procedure of [2] is $\Theta(n)$ while the expected number after the procedure in [3] is $\Theta(n^2)$. Due to the complexity, only the non-recursive part of the edge elimination procedure of both papers are analyzed. Note that instances with $\Theta(n)$ edges are still NP-hard, as the reduction shown in [5] creates instances with $\Theta(n)$ non-useless edges. Nonetheless, this shows that there is a practical preprocessing algorithm that is also theoretically guaranteed to eliminate all but $\Theta(n)$ edges on smoothed instances.

Outline of the paper. First we will briefly summarize the previous work from [2] and [3]. Then we will develop a modified criterion based on [2] to estimate the probability that an edge can be deleted by the original criterion. This criterion detects an edge as useless if the vertices of the instance lying in any of a prescribed set of distinct, disk-shaped regions satisfy a certain condition. We show negative correlation between certain related events to get rid of the mutual dependencies and get a estimate on the probability that none of the regions fulfil the edge elimination condition. Using this estimate, it is possible to show that the expected number of remaining edges after the edge elimination procedure is asymptotically linear. In the second part, we investigate the same questions for the procedure described in [3]. The edge elimination criterion presented there detects a useless edge if there are no vertices in a hyperbola-shaped region. We bound the area of this region depending on the position of the vertices and show that it is not empty

with constant probability which then implies that the expected number of the remaining edges is asymptotically quadratic.

1.1 Notations

For a Lebesgue measurable set $C \subseteq [0, 1]^2$ let the Lebesgue measure of C be denoted by $\lambda(C)$. Moreover, for two points $x, y \in \mathbb{R}^2$ let $\text{dist}(x, y)$ be the Euclidean distance between x and y . Similarly, if $x \in \mathbb{R}^2$ and g is a line in the Euclidean plane, let $\text{dist}(x, g)$ be the Euclidean distance of x to the line g . For an event E let E^c denote the complementary event of E .

Definition 1.1. An instance of the EUCLIDEAN TSP consists of a set of vertices $\{v_1, \dots, v_n\} \subset \mathbb{R}^2$. Consider the weighted complete graph K_n with $V(K_n) = \{v_1, \dots, v_n\}$, where the cost of an edge c_{pq} is given by $\text{dist}(p, q)$. The task is then to find a Hamiltonian cycle, i.e., a cycle that visits every vertex exactly once, of minimal length.

1.2 Previous Work

We present two edge elimination criteria of Hougardy and Schroeder [2] and Jonker and Volgenant [3] that we investigate in this paper. From now on, we call an edge pq *useless* if it is not contained in any optimal TSP tour.

1.2.1 Hougardy and Schroeder

An edge elimination procedure for rounded Euclidean instances was described in Hougardy and Schroeder [2]. Different from the paper we are using exact Euclidean distances. Note that the arguments from [2] also apply in the exact Euclidean case with slight modifications. We present the results with these modifications.

Definition 1.2. For a given EUCLIDEAN TSP instance a vertex r is called δ -*alone* if for all other vertices $z \neq r$ we have $\text{dist}(r, z) \geq \delta$.

Definition 1.3 (Section 3 in [2]). Given a vertex r , for another point t let $t_r(\delta)$ be the intersection of the ray \overrightarrow{rt} with the circle around r with radius δ . For an edge pq we define two cones at r : $R_p^r(\delta) := \{t \in \mathbb{R}^2 \mid \text{dist}(q, t_r(\delta)) \geq \delta + \text{dist}(p, q) - \text{dist}(p, r)\}$ and $R_q^r(\delta) := \{t \in \mathbb{R}^2 \mid \text{dist}(p, t_r(\delta)) \geq \delta + \text{dist}(p, q) - \text{dist}(q, r)\}$ (Figure 1).

Note that $R_p^r(\delta)$ resp. $R_q^r(\delta)$ is symmetric to qr resp. pr by definition.

Lemma 1.4 (Lemma 8 in [2]). *Given the vertices p, q, r with $\text{dist}(p, r) + \text{dist}(r, q) < \text{dist}(p, q) + 2\delta$. Let Γ be the circle around r with radius δ and let Γ' be the circle around q with radius $\delta + \text{dist}(p, q) - \text{dist}(p, r)$. Then, $R_p^r(\delta) \cap \Gamma$ is an arc. Moreover, Γ and Γ' intersect and the intersection points are the endpoints of $R_p^r(\delta) \cap \Gamma$. Similar statements hold for $R_q^r(\delta) \cap \Gamma$.*

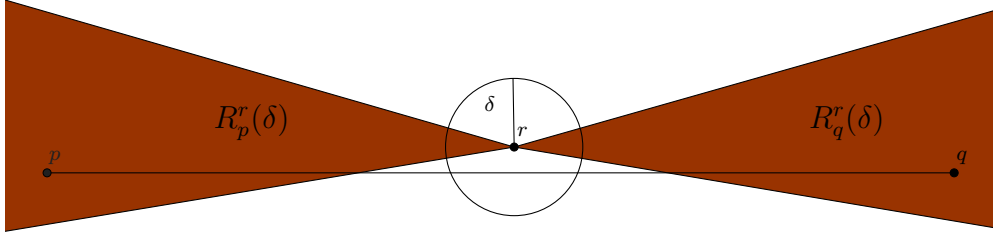


Figure 1: The cones $R_p^r(\delta_r)$ and $R_q^r(\delta_r)$

Lemma 1.5 (Lemma 7 in [2]). *If a vertex r is δ -alone, then in every optimal TSP tour containing the edge pq both neighbors of r lie in $R_p^r(\delta) \cup R_q^r(\delta)$.*

Definition 1.6 (Section 3 in [2] (for $R_1 = R_p^r(\delta)$ and $R_2 = R_q^r(\delta)$)). A vertex r is called *potential point* with respect to the edge pq if for every optimal TSP tour containing pq one neighbor of r lies in $R_p^r(\delta)$ and the other in $R_q^r(\delta)$.

Definition 1.7. Let r be a δ -alone potential point with respect to an edge pq and let Γ be the circle with center r and radius δ . We denote a point on $R_p^r(\delta) \cap \Gamma$ resp. $R_q^r(\delta) \cap \Gamma$ with the largest distance to p resp. q by r^p resp. r^q . We will call r^p and r^q the *extremal points* of r .

Lemma 1.8 (Section 5 in [2]). *Let Γ be the circle around r with radius δ_r and \tilde{p} be the second intersection point of the ray \overrightarrow{pr} with Γ . If \tilde{p} lies on $R_p^r(\delta) \cap \Gamma$, then $r^p = \tilde{p}$. Otherwise, r^p is an endpoint of the arc $R_p^r(\delta) \cap \Gamma$ with the largest distance to p . The analogous statement holds for q .*

Lemma 1.9 (Lemma 10 in [2]). *Let x and y be the neighbors of a δ -alone vertex r in an optimal TSP tour containing the edge pq . If $\text{dist}(p, r) + \text{dist}(r, q) - \text{dist}(p, q) \leq 2\delta$, then we have:*

$$\angle xry \geq \arccos \left(1 - \frac{(2\delta + \text{dist}(p, q) - \text{dist}(p, r) - \text{dist}(r, q))^2}{2\delta^2} \right).$$

Theorem 1.10 (Main Edge Elimination (for $\delta = \delta_r = \delta_s$), Theorem 3 & Lemma 12 in [2]). *Let r and s be two different potential points with respect to pq which are δ -alone. Moreover, let $r \notin R_p^s(\delta) \cup R_q^s(\delta)$ and $s \notin R_p^r(\delta) \cup R_q^r(\delta)$. If the following conditions are fulfilled*

$$\begin{aligned} \text{dist}(p, q) - \text{dist}(r, s) - \text{dist}(p, r^p) - \text{dist}(s^q, q) + 2\delta &> 0 \\ \text{dist}(p, q) - \text{dist}(r, s) - \text{dist}(p, s^p) - \text{dist}(r^q, q) + 2\delta &> 0, \end{aligned}$$

then the edge pq is useless.

1.2.2 Jonker and Volgenant

In the paper of Jonker and Volgenant different criteria to detect useless edges were presented. Note that we only analyze the purely geometric part, so we only briefly summarize that part of the edge elimination procedure of [3].

Theorem 1.11 (Non-recursive version of Theorem 1 in [3]). *An edge pq is useless if there is a vertex r such that for all vertices $z \notin \{p, q, r\}$ we have the following inequalities*

$$\begin{aligned} \text{dist}(p, q) - \text{dist}(q, r) &> \text{dist}(p, z) - \text{dist}(z, r) \\ \text{dist}(p, q) - \text{dist}(p, r) &> \text{dist}(z, q) - \text{dist}(z, r). \end{aligned}$$

1.3 Preparation

In this section we introduce the notation and a result needed for the analysis of both edge elimination procedures.

Due to linearity of the expectation value, it is enough to consider a generic edge pq . For a point x , we denote by x' the orthogonal projection of x onto pq .

Definition 1.12. Given $\psi, \phi \in \mathbb{R}$ a distribution d is said to be ψ - ϕ -bounded if $\psi \leq d(x) \leq \phi$ for all $x \in [0, 1]^2$.

Definition 1.13. Given positive constants ψ and ϕ consider independent random variables $(U_i)_{i \in \mathbb{N}}$ with ψ - ϕ -bounded density functions $(d_i)_{i \in \mathbb{N}}$ on $[0, 1]^2$. Define the random variable

$$U^n := (U_1, U_2, \dots, U_n).$$

The random variable U^n takes values in $([0, 1]^2)^n$ and defines a EUCLIDEAN TSP instance with n independently distributed vertices in $[0, 1]^2$.

Definition 1.14. Let the random variable X_n^e take the value 1 if a specific edge e in the instance represented by U^n remains after the edge elimination process by Hougardy and Schroeder, and 0 otherwise. Let $X_n := \sum_{e \in E(K_n)} X_n^e$ be the total number of edges that cannot be deleted on the instance represented by U^n . Define Y_n^e and Y_n analogously for the edge elimination process of Jonker and Volgenant.

Using this notation our main question becomes to calculate $\mathbb{E}[X_n]$ and $\mathbb{E}[Y_n]$.

In the end, we prove a useful lemma about sequences. It is needed in both sections to bound the product of two sequences. The idea is to replace one sequence with another sequence that is easier to evaluate.

Lemma 1.15. *Let $(a_i)_{0 \leq i \leq k}$ be a monotonic decreasing sequence and $(b_i)_{0 \leq i \leq k}, (c_i)_{0 \leq i \leq k}$ be sequences with $\sum_{i=0}^k b_i = \sum_{i=0}^k c_i$. Furthermore there is an index j such that $b_i \leq c_i$ for all $i \leq j$ and $b_i \geq c_i$ for all $i > j$, then*

$$\sum_{i=0}^k a_i b_i \leq \sum_{i=0}^k a_i c_i$$

Proof.

$$\begin{aligned}
\sum_{i=0}^k a_i b_i - \sum_{i=0}^k a_i c_i &= \sum_{i=0}^j a_i (b_i - c_i) + \sum_{i=j+1}^k a_i (b_i - c_i) \\
&\leq \sum_{i=0}^j a_j (b_i - c_i) + \sum_{i=j+1}^k a_{j+1} (b_i - c_i) \\
&= -a_j \sum_{i=j+1}^k (b_i - c_i) + a_{j+1} \sum_{i=j+1}^k (b_i - c_i) \\
&= \sum_{i=j+1}^k (b_i - c_i) (a_{j+1} - a_j) \\
&\leq 0
\end{aligned}$$

□

2 Smoothed Analysis of Hougardy and Schroeder

We want to investigate the expected number of edges that remain after the edge elimination of Hougardy and Schroeder. By the linearity of the expected value, it is enough to bound the probability that a fixed edge pq will be deleted.

2.1 A Modified Criterion

In this section we modify the criterion of [2] for detecting useless edges. The new criterion detects fewer useless edges than the original, but it makes the probabilistic analysis easier. This is due to the fact that the new criterion can be separated into several events of similar nature such that the edge is useless if one of these events happens, and for each of these events we can find a bound on its probability. The new criterion has the property that all edges that will be deleted by it will be deleted by the original criterion as well.

Definition 2.1. The α -subedge of the edge pq for some $\alpha < 1$ is the edge whose endpoints lie on pq , which has the same center as pq and whose length is α times the length of pq .

For every n we consider a fixed δ defined by $\delta = \delta_n := \frac{1}{\sqrt{n}}$. For this choice the area of a square with side length δ is $\frac{1}{n}$, hence the probability that the square does not contain a vertex is asymptotically constant. We abbreviate $R_p^r := R_p^r(\delta)$ and $R_q^r := R_q^r(\delta)$.

Definition 2.2. The edge pq is called γ -appropriate if $\text{dist}(p, q) \geq \gamma\delta = \gamma \frac{1}{\sqrt{n}}$.

Note that if an edge pq is γ -appropriate then it is also γ' -appropriate for all $\gamma' \leq \gamma$.

Definition 2.3. Define the distance functions $\text{dist}_x(a, b) = \text{dist}(a', b')$ and $\text{dist}_y(a, b) = |\text{dist}(a, pq) - \text{dist}(b, pq)|$.

We can interpret dist_x and dist_y as the distance in x and y -direction if we rotate such that pq is parallel to the x -axis.

Definition 2.4. The *neighborhood* of the edge pq is defined as the intersection of the set $\{x \in \mathbb{R}^2 | \text{dist}(x, pq) \leq 3\delta\}$ with the set $\{x \in \mathbb{R}^2 | x' \text{ lies on the } \frac{1}{2}\text{-subedge of } pq\}$. The edge pq divides the neighborhood into two components, we call each of them a *subneighborhood* of pq (Figure 2).

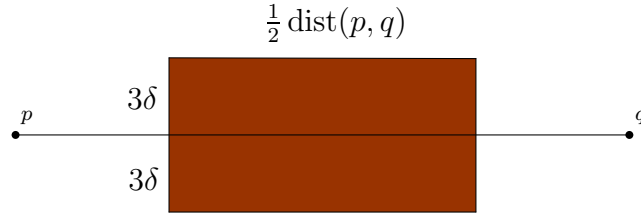


Figure 2: Neighborhood of pq

Lemma 2.5. If r lies in the neighborhood of pq , then we have $\text{dist}(p, r) \geq \frac{\text{dist}(p, q)}{4}$.

Proof. Since r lies in the neighborhood of pq we have $\text{dist}(p, r') \geq \frac{\text{dist}(p, q)}{4}$. We know that pr is the hypotenuse of the right-angled triangle $pr'r$ and thus $\text{dist}(p, r) \geq \text{dist}(p, r') \geq \frac{\text{dist}(p, q)}{4}$. \square

Lemma 2.6. For every $\epsilon > 0$ there is a γ such that if r lies in the neighborhood of a γ -appropriate edge pq , then $\text{dist}(p, r) - \text{dist}(p, r') < \epsilon\delta$ and $\text{dist}(q, r) - \text{dist}(q, r') < \epsilon\delta$.

Proof. By Lemma 2.5 we have $\text{dist}(p, r') \geq \frac{\text{dist}(p, q)}{4} \geq \frac{\gamma\delta}{4}$ and $\text{dist}(r, r') \leq 3\delta$, so by Pythagoras's theorem:

$$\begin{aligned} \text{dist}(p, r) - \text{dist}(p, r') &= \sqrt{\text{dist}(p, r')^2 + \text{dist}(r, r')^2} - \text{dist}(p, r') \\ &\leq \sqrt{\text{dist}(p, r')^2 + (3\delta)^2} - \text{dist}(p, r') \\ &= \frac{\left(\sqrt{\text{dist}(p, r')^2 + (3\delta)^2}\right)^2 - \text{dist}(p, r')^2}{\sqrt{\text{dist}(p, r')^2 + (3\delta)^2} + \text{dist}(p, r')} \\ &= \frac{(3\delta)^2}{\sqrt{\text{dist}(p, r')^2 + (3\delta)^2} + \text{dist}(p, r')} \leq \frac{9}{\sqrt{(\frac{\gamma}{4})^2 + 9} + \frac{\gamma}{4}}\delta. \end{aligned}$$

Since $\lim_{\gamma \rightarrow \infty} \frac{9}{\sqrt{(\frac{\gamma}{4})^2 + 9} + \frac{\gamma}{4}} = 0$, we can choose γ big enough such that we have for all r in the neighborhood of pq $\text{dist}(p, r) - \text{dist}(p, r') < \epsilon\delta$. By an analogous calculation the inequality is also satisfied for q . This proves the claim. \square

Lemma 2.7. *For all $\beta > 0$ there is a γ such that if r lies in the neighborhood of a γ -appropriate edge pq , then $\text{dist}(p, r) + \text{dist}(r, q) < \text{dist}(p, q) + \beta\delta$.*

Proof. By Lemma 2.6 there is a γ such that if pq is γ -appropriate then $\text{dist}(p, r) - \text{dist}(p, r') < \frac{\beta}{2}\delta$ and $\text{dist}(q, r) - \text{dist}(q, r') < \frac{\beta}{2}\delta$. Adding the two inequalities we get $\text{dist}(p, r) + \text{dist}(r, q) < \text{dist}(p, r') + \frac{\beta}{2}\delta + \text{dist}(r', q) + \frac{\beta}{2}\delta = \text{dist}(p, q) + \beta\delta$. \square

Lemma 2.8. *For every $\epsilon > 0$ there is a γ such that if the vertex r lies in the neighborhood of a γ -appropriate edge pq then $\angle qpr < \epsilon$ and $\angle rqp < \epsilon$.*

Proof. We may w.l.o.g. assume $\epsilon < \pi$. Choose γ such that $\frac{12}{\gamma} < \tan(\epsilon)$. By the definition of neighborhood r' lies between p and q , hence:

$$\tan(\angle qpr) = \tan(\angle r'pr) = \frac{\text{dist}(r, r')}{\text{dist}(p, r')} \leq \frac{\text{dist}(r, r')}{\frac{\text{dist}(p, q)}{4}} \leq \frac{4 \text{dist}(r, r')}{\gamma\delta} \leq \frac{12\delta}{\gamma\delta} = \frac{12}{\gamma} < \tan(\epsilon).$$

Since the tangent is monotonically increasing in $[0, \frac{\pi}{2}]$, we get $\angle qpr < \epsilon$. By the same argument we also have $\angle rqp < \epsilon$. \square

Lemma 2.9. *For every $\epsilon > 0$ there is a γ such that if r is lying in the neighborhood of a γ -appropriate edge pq , then the angles of the cones R_p^r and R_q^r are less than ϵ .*

Proof. We may w.l.o.g. assume $\epsilon < \pi$. Consider the circle Γ with radius δ and center r . Let v be the second intersection point of the ray \overrightarrow{qr} with Γ . We can choose by Lemma 2.7 a γ such that if pq is γ -appropriate, we have for all r in the neighborhood of pq the inequality $\text{dist}(p, q) - \text{dist}(p, r) > \text{dist}(r, q) - \beta\delta$ for some constant $\beta \leq 2$ we will determine later. Hence, by Lemma 1.4 $R_p^r \cap \Gamma$ is an arc and we denote an endpoint of $R_p^r \cap \Gamma$ with largest distance to p by r^p (Figure 3). Since the cone R_p^r is symmetric in \overrightarrow{qr} , the ray halves the angle of R_p^r and it is enough to show that $\angle vrr^p < \frac{\epsilon}{2}$. This is equivalent to $\angle qrr^p > \pi - \frac{\epsilon}{2}$. Therefore, by Lemma 1.4 and the cosine law:

$$\begin{aligned} (\text{dist}(r, q) + (1 - \beta)\delta)^2 &< (\text{dist}(p, q) - \text{dist}(p, r) + \delta)^2 = \text{dist}(r^p, q)^2 \\ &= \text{dist}(r^p, r)^2 + \text{dist}(r, q)^2 - 2 \text{dist}(r^p, r) \text{dist}(r, q) \cos(\angle qrr^p) \\ &= \delta^2 + \text{dist}(r, q)^2 - 2\delta \text{dist}(r, q) \cos(\angle qrr^p). \end{aligned}$$

Hence, we have:

$$\begin{aligned} \cos(\angle qrr^p) &< \frac{\delta^2 + \text{dist}(r, q)^2 - (\text{dist}(r, q) + (1 - \beta)\delta)^2}{2\delta \text{dist}(r, q)} \\ &= \frac{\delta^2 - 2(1 - \beta)\delta \text{dist}(r, q) - (1 - \beta)^2\delta^2}{2\delta \text{dist}(r, q)} \\ &= (\beta - 1) + \frac{(1 - (1 - \beta)^2)\delta}{2 \text{dist}(r, q)} \leq (\beta - 1) + \frac{(1 - (1 - \beta)^2)\delta}{2 \frac{\text{dist}(p, q)}{4}} \\ &\leq (\beta - 1) + \frac{2(1 - (1 - \beta)^2)\delta}{\gamma\delta} = (\beta - 1) + \frac{2(1 - (1 - \beta)^2)}{\gamma}. \end{aligned}$$

the *test region* T with center c as $\{x \in \mathbb{R}^2 \mid \text{dist}(x, c) \leq \delta, \text{dist}_y(x, c) \geq \frac{1}{2}\delta\}$ and the *test area* as $T^a := D \cap [0, 1]^2$ (Figure 4).

The test area lies in the neighborhood of pq , since by definition the orthogonal projection of T^a onto pq lies in the $\frac{1}{2}$ -subedge and for every point $z \in T^a$ we have $\text{dist}(z, pq) \leq \text{dist}(z, c) + \text{dist}(c, pq) \leq 3\delta$ which is the height of the neighborhood.

Definition 2.14. A test region has two connected components, we call the one with smaller distance to pq the *lower test region* T^l and the other the *upper test region* T^u . Define $F_{T^u} := n\lambda(T^u)$.

The test region is constructed that way to ensure that any two vertices $r \in T^u$ and $s \in T^l$ have at least the distance δ but at most the distance 2δ to each other. Since $\lambda(T^u) = \lambda(T^l)$ scales linearly with $\delta^2 = \frac{1}{n}$, F_{T^u} is a constant. Moreover, we have $\lambda(T^u) = \lambda(T^l) = \frac{F_{T^u}}{n}$.

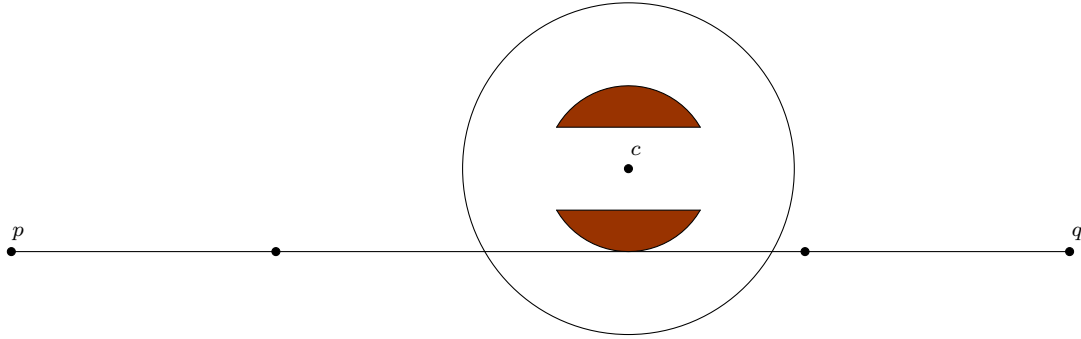


Figure 4: Test region and test area

Lemma 2.15. *There is a constant $0 < l_T < 1$ such that for every test region T with center c and every point $r \in T$ we have $\text{dist}_x(r, c) \leq l_T \delta$.*

Proof. Let g be the line parallel to pq through c and let z be the orthogonal projection of r onto g (Figure 5). Then we have the following two identities:

$$\begin{aligned} \text{dist}_x(r, c) &= \text{dist}(z, c) = \cos(\angle rcz) \text{dist}(r, c) \leq \cos(\angle rcz) \delta \\ \sin(\angle rcz) \delta &\geq \sin(\angle rcz) \text{dist}(r, c) = \text{dist}(r, z) \geq \frac{1}{2} \delta. \end{aligned}$$

Since the sine is monotonically increasing in $[0, \frac{\pi}{2}]$ we conclude $\angle rcz \geq 30^\circ$. Altogether, we have:

$$\text{dist}_x(r, c) \leq \cos(\angle rcz) \delta \leq \cos(30^\circ) \delta.$$

Hence, we can define $l_T := \cos(30^\circ) = \frac{\sqrt{3}}{2}$. □

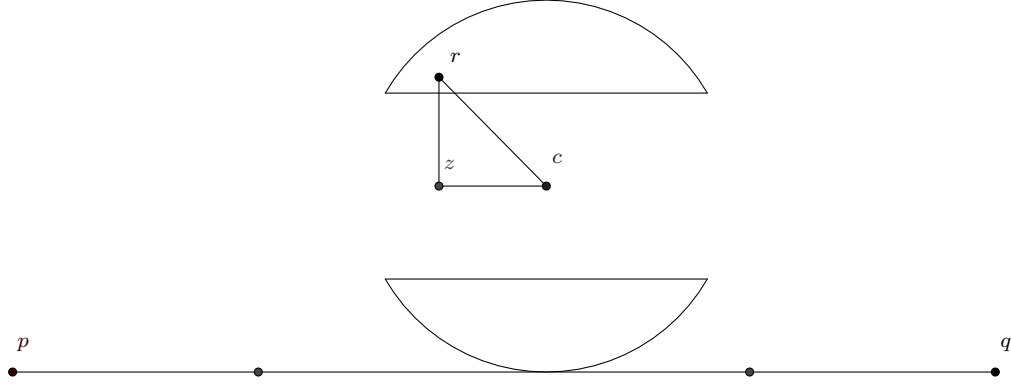


Figure 5: Sketch for Lemma 2.15

Lemma 2.16. *There is a constant $\varphi_T > 0$ such that for any two points $r \in T^u$ and $s \in T^l$ in a test region T we have $\angle rsp \geq \varphi_T$ and $\angle qsr \geq \varphi_T$.*

Proof. Choose $\varphi_T := \arctan(\frac{1}{2l_T}) = 30^\circ$. If $\angle rsp \geq 90^\circ$ we are done, so assume $\angle rsp < 90^\circ$. Consider the line g parallel to pq through s . Let \tilde{p} be the orthogonal projection of p onto g . By the definition of test region p and r lie on different sides of the line g . Therefore $\angle rsp \geq \angle rs\tilde{p}$ and it is enough to show that $\angle rs\tilde{p} \geq \varphi_T$. Now $\text{dist}_y(r, s) = \text{dist}_y(r, c) + \text{dist}_y(c, s) \geq \delta$ by the definition of test region where c is the center of the test region. Moreover, by Lemma 2.15 we have $\text{dist}_x(r, s) \leq \text{dist}_x(r, c) + \text{dist}_x(c, s) \leq 2l_T\delta$. Therefore $\tan(\angle rs\tilde{p}) = \frac{\text{dist}_y(r, s)}{\text{dist}_x(r, s)} \geq \frac{\delta}{2l_T\delta} = \frac{1}{2l_T}$. Since the tangent is strictly monotonic increasing in $[0^\circ, 90^\circ]$, we get $\angle rs\tilde{p} \geq \arctan(\frac{1}{2l_T})$. Analogously, we can prove the statement for q . \square

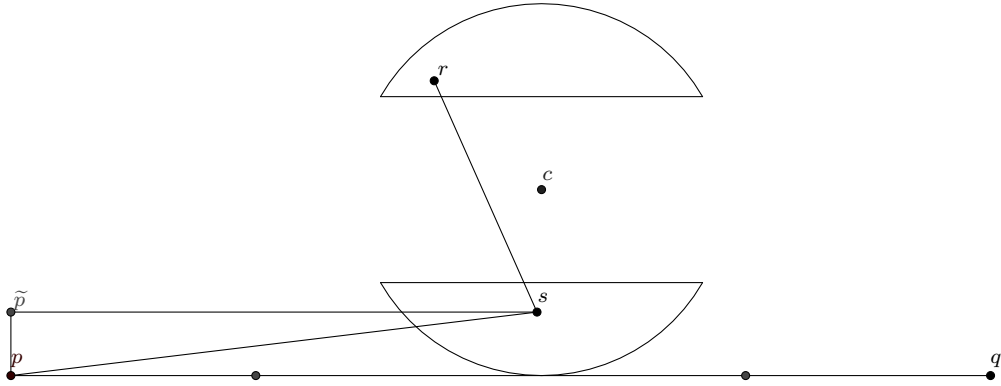


Figure 6: Sketch for Lemma 2.16

Lemma 2.17. *We have $p \in R_p^r$ and $q \in R_q^r$.*

Proof. Let q_r be the intersection point of qr with the circle around r and radius δ . Then,

we have:

$$\begin{aligned} \text{dist}(p, q_r) &= \text{dist}(p, q_r) + \text{dist}(q_r, q) - \text{dist}(q_r, q) \geq \text{dist}(p, q) - \text{dist}(q_r, q) \\ &= \text{dist}(p, q) + \delta - \text{dist}(r, q). \end{aligned}$$

Therefore, we have by definition $q \in R_q^r$ and similarly $p \in R_p^r$. \square

Corollary 2.18. *There is a γ such that for every γ -appropriate edge pq , test region T and any two δ -alone vertices r, s with $r \in T^u$ and $s \in T^l$ we have $r \notin R_p^s \cup R_q^s$.*

Proof. Assume that $r \in R_p^s$. By Lemma 2.17 we know that $p \in R_p^s$. Hence, the angle of R_p^s is at least $\angle rsp$. By Lemma 2.9 we can choose γ big enough such that the angle of the cone R_p^s is less than φ_T . But by Lemma 2.16 $\angle rsp \geq \varphi_T$, contradiction. Similarly, we can show $r \notin R_q^s$. \square

Lemma 2.19. *There is a γ such that if a δ -alone vertex r lies in a test region of a γ -appropriate pq , then the orthogonal projection of the extremal point r^p onto pq lies between p and r' . In particular, we have $\text{dist}_x(p, r^p) + \text{dist}_x(r^p, r) = \text{dist}_x(p, r)$ and r^p is one of the endpoints of $R_p^r \cap \Gamma$ where Γ is the circle with radius δ around r .*

Proof. Let v and \tilde{p} be the second intersection point of the ray \overrightarrow{qr} and \overrightarrow{pr} with Γ , respectively (Figure 3). Γ lies in the disk with radius 2δ around the center of the test region, so by the definition of test region, it lies in the neighborhood of pq . By the definition of neighborhood r' lies between p and q . The ray \overrightarrow{qr} passes r before passing v , thus v' lies between p and r . Similarly, \tilde{p}' lies between r' and q . Because of $q \neq r'$ we have $v' \neq r'$. So we can choose by Lemma 2.9 γ such that the angle of R_p^r is small enough to ensure that the orthogonal projection of the arc $R_p^r \cap \Gamma$ also lies between p and r' and does not contain r' . But we know that \tilde{p}' lies between r' and q and hence it does not lie on the arc. By Lemma 1.8 the extremal point r^p is one of the endpoints of $R_p^r \cap \Gamma$ and hence the orthogonal projection of r^p onto pq lies between p and r' . \square

Lemma 2.20. *There is a γ such that if a δ -alone vertex r lies in a test region of a γ -appropriate edge pq , then the extremal point r^p and p lie on different sides of qr . Similarly, under the same condition r^q and q lie on different sides of pr .*

Proof. Let Γ be the circle around r with radius δ and r^p, r_2^p be the two endpoints of $R_p^r \cap \Gamma$. Since R_p^r is symmetric to qr , these points lie on different sides of qr and we can assume that r^p and p lie on different sides of qr . Since qr is by symmetry the perpendicular bisector of $r^p r_2^p$, we have $\text{dist}(p, r^p) > \text{dist}(p, r_2^p)$. By Lemma 2.19 there is a γ such that if pq is γ -appropriate, one of the two points is the extremal point. Therefore, r^p is the extremal point. Analogously, we can prove that r^q and q lie on different sides of pr . \square

Lemma 2.21. *There is a γ such that if a δ -alone vertex r lies in a test region of a γ -appropriate pq , then we have $\text{dist}(p, r^p) < \text{dist}_x(p, r) - l_T \delta$ and $\text{dist}(q, r^q) < \text{dist}_x(q, r) - l_T \delta$.*

Proof. Let g be the parallel line to pq through r , Γ be the circle with radius δ around r . We define u as the intersection point of Γ with g that lies on the same side of qr as p and v be the second intersection point of the ray \vec{qr} and Γ . (Figure 3). By Lemma 2.19 and Lemma 2.20 there is a γ_1 such that if pq is γ_1 -appropriate, the extremal point r^p is an endpoint of $R_p^r \cap \Gamma$ and it lies on the opposite sides of qr than u , hence $\angle r^p r u = \angle r^p r v + \angle v r u = \angle r^p r v + \angle r q p$. Choose some $\epsilon > 0$ such that $l_T + \epsilon < 1$. By Lemma 2.9 and 2.8 we can choose γ_2 such that if pq is γ_2 -appropriate, then $\cos(\angle r^p r u) = \cos(\angle r^p r v + \angle r q p) > l_T + \epsilon$. Thus

$$\text{dist}_x(r^p, r) = \cos(\angle r^p r u)\delta = \cos(\angle r^p r v + \angle r q p)\delta > (l_T + \epsilon)\delta.$$

Since the extremal points lie on the circle with radius δ around r , they lie in the disk with radius 2δ around the center of the test region. Thus, by the definition of test region they lie in the neighborhood of pq . So we can choose by Lemma 2.6 γ_3 such that if pq is γ_3 -appropriate, then $\text{dist}(p, r^p) - \text{dist}_x(p, r^p) < \epsilon\delta$. Therefore, for $\gamma = \max\{\gamma_1, \gamma_2, \gamma_3\}$ we have altogether:

$$\begin{aligned} \text{dist}(p, r^p) &< \text{dist}_x(p, r^p) + \epsilon\delta < \text{dist}_x(p, r^p) + \text{dist}_x(r^p, r) - (l_T + \epsilon)\delta + \epsilon\delta \\ &= \text{dist}_x(p, r) - l_T\delta. \end{aligned}$$

Similarly, we can show the statement for q and r^q . \square

Lemma 2.22. *There is a γ such that if a δ -alone vertex r lies in a test region with center c of a γ -appropriate edge pq , then:*

$$\begin{aligned} \text{dist}(p, r^p) &< \text{dist}_x(p, c) \\ \text{dist}(r^q, q) &< \text{dist}_x(c, q). \end{aligned}$$

Proof. By Lemma 2.15 we have $\text{dist}_x(r, c) < l_T\delta$. We can choose γ by Lemma 2.21 big enough such that $\text{dist}(p, r^p) < \text{dist}_x(p, r) - l_T\delta$. Therefore, $\text{dist}(p, r^p) < \text{dist}_x(p, r) - l_T\delta < \text{dist}_x(p, r) - \text{dist}_x(r, c) \leq \text{dist}_x(p, c)$. Similarly, we can prove $\text{dist}(r^q, q) < \text{dist}_x(c, q)$. \square

Definition 2.23. We call a test region *occupied* if there is a vertex r in the upper and a vertex s in the lower test region. Moreover, an occupied test region is *certifying* if r and s are δ -alone. It is *strongly certifying* if the test area only contains the two vertices r and s .

Theorem 2.24. *There is a γ such that a γ -appropriate edge pq is useless if there is a certifying test region.*

Proof. By Theorem 1.10 it is enough to ensure that r and s are potential points with respect to pq , $r \notin R_p^s \cup R_q^s$, $s \notin R_p^r \cup R_q^r$ and

$$\begin{aligned} \text{dist}(p, q) - \text{dist}(r, s) - \text{dist}(p, r^p) - \text{dist}(s^q, q) + 2\delta &> 0 \\ \text{dist}(p, q) - \text{dist}(r, s) - \text{dist}(p, s^p) - \text{dist}(r^q, q) + 2\delta &> 0. \end{aligned}$$

By Corollary 2.12 we can choose a γ_1 such that if pq is γ_1 -appropriate, then r and s are potential points with respect to pq . In the proof of Theorem 1.10 we need $r \notin R_p^s \cup R_q^s$ and $s \notin R_p^r \cup R_q^r$ to exclude that rs is part of the tour. Note that this already follows from $r \notin R_p^s \cup R_q^s$, since we know that every neighbor of s lies in $R_p^s \cup R_q^s$. By Corollary 2.18 there is a γ_2 such that if pq is γ_2 -appropriate, then we have $r \notin R_p^s \cup R_q^s$. Let c be the center of the test region. Since r and s both lie in the test region with center c , we have $\text{dist}(r, s) \leq \text{dist}(r, c) + \text{dist}(c, s) \leq 2\delta$ and it is enough to show.

$$\begin{aligned}\text{dist}(p, q) - \text{dist}(p, r^p) - \text{dist}(s^q, q) &> 0 \\ \text{dist}(p, q) - \text{dist}(p, s^p) - \text{dist}(r^q, q) &> 0.\end{aligned}$$

By Lemma 2.22 there is a γ_3 such that for a γ_3 -appropriate edge pq we have:

$$\begin{aligned}\text{dist}(p, r^p) + \text{dist}(s^q, q) &< \text{dist}_x(p, c) + \text{dist}_x(c, q) = \text{dist}(p, q) \\ \text{dist}(p, s^p) + \text{dist}(r^q, q) &< \text{dist}_x(p, c) + \text{dist}_x(c, q) = \text{dist}(p, q).\end{aligned}$$

Hence, $\gamma = \max\{\gamma_1, \gamma_2, \gamma_3\}$ satisfies the condition. \square

Now we want to define for each edge a certain number of test regions. The number of test regions is dependent on the length of the edge. An edge is then useless if any of these is certifying.

Lemma 2.25. *There exists a γ such that given a γ -appropriate edge pq , there is a subneighborhood of pq that lies completely inside the unit square.*

Proof. We can w.l.o.g. assume that the angle formed by the line pq with the x -axis is $0^\circ \leq \alpha \leq 45^\circ$, otherwise we can rotate and mirror the unit square. Moreover, let p lie left of q and let uv be the $\frac{1}{2}$ subedge of pq where $\text{dist}(p, u) < \text{dist}(p, v)$. Let z be a point in the neighborhood of pq (Figure 7). Denote the x - and y -coordinate of a point t by t_x and t_y . By assumption we have $p_x \leq q_x$ and $p_y \leq q_y$. We first show $0 \leq z_x \leq 1$. We know by the definition of neighborhood $|z'_x - z_x| \leq \text{dist}(z, z') \leq 3\delta$. Moreover

$$u_x - p_x = \frac{q_x - p_x}{4} = \cos(\alpha) \frac{\text{dist}(p, q)}{4} \geq \cos(45^\circ) \frac{\gamma\delta}{4} = \frac{\gamma}{4\sqrt{2}}\delta.$$

and similarly $q_x - v_x \geq \frac{\gamma}{4\sqrt{2}}\delta$. Now, we can choose $\gamma \geq 24$ to get:

$$\begin{aligned}z_x - p_x &\geq z'_x - |z'_x - z_x| - p_x \geq u_x - p_x - |z'_x - z_x| \\ &\geq \frac{\gamma}{4\sqrt{2}}\delta - 3\delta \geq 0\end{aligned}$$

and similarly $q_x - z_x \geq 0$. Hence, we have $0 \leq p_x \leq z_x \leq q_x \leq 1$. It remains to show $0 \leq z_y \leq 1$. We have $|z'_y - z_y| \leq \text{dist}(z, z') \leq 3\delta$. Now we distinguish two cases. The first case is $30^\circ \leq \alpha \leq 45^\circ$, in this case we have:

$$u_y - p_y = \frac{q_y - p_y}{4} = \sin(\alpha) \frac{\text{dist}(p, q)}{4} \geq \sin(30^\circ) \frac{\gamma\delta}{4} \geq \frac{\gamma}{8}\delta$$

and similarly $v_y - q_y \geq \frac{\gamma}{8}\delta$. For $\gamma \geq 24$ we have:

$$\begin{aligned} z_y - p_y &\geq z'_y - |z'_y - z_y| - p_y \geq u_y - p_y - |z'_y - z_y| \\ &\geq \frac{\gamma}{8}\delta - 3\delta \geq 0, \end{aligned}$$

similarly $q_y - z_y \geq 0$. Therefore $0 \leq p_y \leq z_y \leq q_y \leq 1$ and we are done.

In the second case $\alpha < 30^\circ$ we have $q_y - p_y = \tan(\alpha)(q_x - p_x) < \tan(30^\circ)(q_x - p_x) \leq \tan(30^\circ) = \frac{1}{\sqrt{3}}$. By the pigeon-hole principle either $1 - q_y > \frac{1}{2} - \frac{1}{2\sqrt{3}}$ or $p_y > \frac{1}{2} - \frac{1}{2\sqrt{3}}$. Let w.l.o.g. $1 - q_y > \frac{1}{2} - \frac{1}{2\sqrt{3}}$, in this case we want to show that the subneighborhood above pq is lying completely in the unit square. So let z lie in this subneighborhood. Obviously we have $z_y \geq p_y \geq 0$. Since $\gamma\delta \leq \text{dist}(p, q) \leq \sqrt{2}$ and $\gamma \geq 24$ we have $\delta \leq \frac{\sqrt{2}}{\gamma} \leq \frac{\sqrt{2}}{24}$. Thus, $z_y \leq z'_y + |z_y - z'_y| \leq q_y + |z_y - z'_y| < \frac{1}{2} + \frac{1}{2\sqrt{3}} + 3\delta \leq \frac{1}{2} + \frac{1}{2\sqrt{3}} + \frac{\sqrt{2}}{8} < 1$. \square

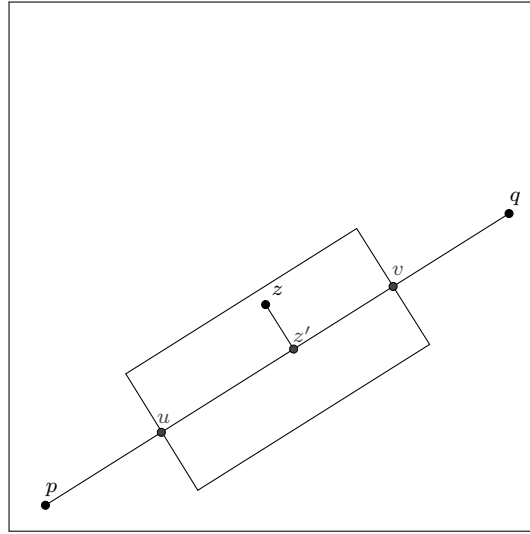


Figure 7: Sketch for Lemma 2.25

Definition 2.26. We denote the smallest γ satisfying the conditions of Theorem 2.24 and Lemma 2.25 by $\bar{\gamma}$. If an edge is $\bar{\gamma}$ -appropriate we call it *long*.

The practical algorithm in [2] checks the edge elimination condition for 10 pairs of heuristically chosen r and s . We consider the general setting of checking at most $f(n)$ pairs for some function $f : \mathbb{N} \rightarrow \mathbb{N}$. We now assume that such a function is given. In the end we will show that any $f \in \omega(\log(n)) \cap o(n)$ is sufficient to conclude that the expected value of remaining edges is linear.

Definition 2.27. For every long edge pq we divide the $\frac{1}{2}$ -subedge uv equally into $\min\{f(n), \lfloor \frac{\text{dist}(u,v)}{4\delta} \rfloor\}$ parts. By Lemma 2.25 there is a subneighborhood that lies inside of the unit square. Place inside of this subneighborhood test regions for each of

the subdivisions of uv such that the orthogonal projections of the test regions' centers coincide with the centers of the subdivisions (Figure 8). We call the constructed test regions the *canonical test regions* of pq .

The subneighborhood has height 3δ and the test regions have height 2δ , therefore the constructed canonical test regions lie completely in the subneighborhood and hence in the unit square. Remember that the test area was defined as the intersection of a disk with the unit square and note that the test area of a canonical test region is not necessarily a disk.

Since pq has at least length $\overline{\gamma}\delta$, the $\frac{1}{2}$ -subedge has at least length $\frac{\overline{\gamma}\delta}{2}$. Therefore, we constructed at least $\frac{\overline{\gamma}\delta}{2 \cdot 4\delta} = \frac{\overline{\gamma}}{8}$ canonical test regions for every long edge.

Definition 2.28. For every edge pq , let m_{pq}^n be the number of canonical test regions constructed this way. We number the canonical test regions and let $M_{pq}^n := \{1, \dots, m_{pq}^n\}$ be the index set of the canonical test regions. Let $\hat{\gamma} := \frac{\overline{\gamma}}{8}$ be the minimum number of canonical test regions of a long edge.

Note that $m_{pq}^n = 0$ is possible if the edge is not long.

Definition 2.29. The i -th canonical test region is called T_i where T_i^u and T_i^l are the upper and lower test region, T_i^a the test area and $\tilde{T}_i := \cup_{h \in M_{pq}^n \setminus \{i\}} T_h^a$ consists of all other canonical test areas except the i th.

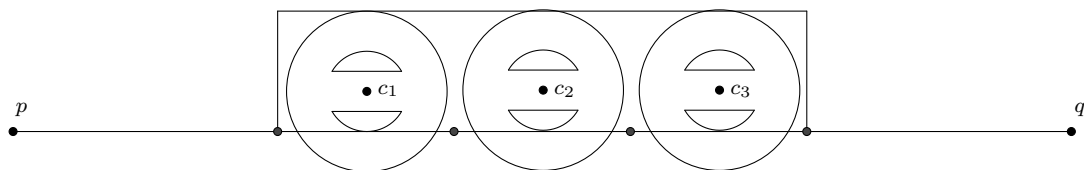


Figure 8: The canonical test region and test area

Lemma 2.30. *The test areas of two different canonical test regions intersect in at most one point.*

Proof. Every test area has width 4δ by construction. By the definition of canonical test region every subdivision of the $\frac{1}{2}$ -subedge has length at least 4δ . The statement follows from the fact that the test regions are constructed centered to the subdivisions. \square

Theorem 2.31. *A long edge is useless if there is a strongly certifying canonical test region T_i .*

Proof. Let $r \in T_i^u$, $s \in T_i^l$ and D_r resp. D_s be the disks around r resp. s with radius δ . For every point $z \in D_r$ we have $\text{dist}(z, c_i) \leq \text{dist}(z, r) + \text{dist}(r, c_i) \leq 2\delta$ where c_i is the center of the test region T_i . Hence D_r lies in T_i^a and similarly D_s also lies in T_i^a . By assumption T_i^a and hence D_r and D_s do not contain any other points except r and s . Moreover, we have $\text{dist}(r, s) \geq \text{dist}_y(T_i^u, T_i^l) = \delta$, hence r and s are δ -alone and we can apply Theorem 2.24. \square

2.2 Probabilistic Analysis

In this section we estimate the probability that an edge cannot be deleted by our modified criterion on a random instance. The idea is to first show that the events of different canonical test regions being strongly certifying become almost mutually independent for large n . That means that the probability that all test regions are not strongly certifying is approximately equal to the probability of one test region not being strongly certifying raised to the power of the number of canonical test regions. With this estimate we can bound the expected value of the number of edges that are not detected as useless in the next section. We will start with some basic definitions.

Definition 2.32. Let A_i and B_i be events defined as follows:

- A_i is the event that T_i is not occupied;
- B_i is the event that T_i is occupied but not strongly certifying.

Note that $\Pr[A_i]$ and $\Pr[B_i]$ are dependent on the number of vertices n of the random instance and on the position of T_i . Observe that if $A_i^c \wedge B_i^c$ happens, then the test region T_i is strongly certifying and therefore pq is useless.

Definition 2.33. Let C be a subset of the unit square. We define:

- $\text{Least}(C, k)$ as the event that C contains at least k vertices;
- $\text{Most}(C, k)$ as the event that C contains at most k vertices;
- $\text{Empty}(C)$ as the event that C does not contain any vertex;
- $\text{Exact}(C, k)$ as the event that C contains exactly k vertices.

With the definition we can express A_i as the event $\text{Empty}(T_i^l) \vee \text{Empty}(T_i^u)$ and B_i as the event $\text{Least}(T_i^u, 1) \wedge \text{Least}(T_i^l, 1) \wedge \text{Least}(T_i^a, 3)$.

Our next aim is to show the almost mutually independence of $A_i \vee B_i$ for $i \in M_{pq}^n$. To achieve this, we need some results on how the probabilities of A_i and B_i depend on the number of vertices in \tilde{T}_i .

Lemma 2.34. For all $J \subseteq M_{pq}^n$ with $i \notin J$ the probabilities $\Pr[A_i | \text{Exact}(\tilde{T}_i, n - k)]$, $\Pr[\bigwedge_{j \in J} A_j | \text{Exact}(\tilde{T}_i, k)]$ and $\Pr[B_i | \text{Exact}(\tilde{T}_i, k)]$ are monotonically decreasing in k .

Proof. If we know that $\text{Exact}(\tilde{T}_i, n - k)$ happens, then we can conclude that k vertices are in $[0, 1]^2 \setminus \tilde{T}_i$. So it is enough to show that $\Pr[A_i | \text{Exact}([0, 1]^2 \setminus \tilde{T}_i, k)]$ is monotonically decreasing in k or $\Pr[A_i^c | \text{Exact}([0, 1]^2 \setminus \tilde{T}_i, k)]$ is monotonically increasing in k . We can w.l.o.g. assume that the vertices U_1, U_2, \dots, U_k lie in $[0, 1]^2 \setminus \tilde{T}_i$. Then, note that if $A_i^c = \text{Least}(T_i^u, 1) \wedge \text{Least}(T_i^l, 1)$ happens when we only consider the vertices U_1, U_2, \dots, U_{k-1} , then A_i^c also happens if we consider U_1, U_2, \dots, U_k , no matter where U_k lies. Therefore, $\Pr[A_i^c | \text{Exact}([0, 1]^2 \setminus \tilde{T}_i, k-1)] \leq \Pr[A_i^c | \text{Exact}([0, 1]^2 \setminus \tilde{T}_i, k)]$. Since the argument holds for

all k , we get the first statement. Similarly, we can show $\Pr[(\bigwedge_{j \in J} A_j)^c | \text{Exact}(\tilde{T}_i, k-1)] \leq \Pr[(\bigwedge_{j \in J} A_j)^c | \text{Exact}(\tilde{T}_i, k)]$ from which the second statement follows. For the third part we use the argument again to show that:

$$\Pr[\text{Empty}(T_i^u) \vee \text{Empty}(T_i^l) \vee \text{Most}(T_i^a, 2) | \text{Exact}(\tilde{T}_i, k)].$$

is monotonically increasing in k . Now, we have $B_i = \text{Least}(T_i^u, 1) \wedge \text{Least}(T_i^l, 1) \wedge \text{Least}(T_i^a, 3)$ and hence

$$\begin{aligned} \Pr[B_i | \text{Exact}(\tilde{T}_i, k)] &= \Pr[\text{Least}(T_i^u, 1) \wedge \text{Least}(T_i^l, 1) \wedge \text{Least}(T_i^a, 3) | \text{Exact}(\tilde{T}_i, k)] \\ &= 1 - \Pr[\text{Empty}(T_i^u) \vee \text{Empty}(T_i^l) \vee \text{Most}(T_i^a, 2) | \text{Exact}(\tilde{T}_i, k)] \end{aligned}$$

is monotonically decreasing in k . \square

Lemma 2.35. *For all $i \in M_{pq}^n$, $J \subseteq M_{pq}^n$ with $i \notin J$ we have:*

$$\Pr[A_i | \bigwedge_{j \in J} A_j] \leq \Pr[A_i].$$

Proof. We have $\Pr[A_i | \text{Exact}(\tilde{T}_i, k) \wedge (\bigwedge_{j \in J} A_j)] = \Pr[A_i | \text{Exact}(\tilde{T}_i, k)]$ since the event A_i is independent of A_j for $i \neq j$ given the number of vertices in \tilde{T}_i . Hence

$$\begin{aligned} \Pr[A_i | \bigwedge_{j \in J} A_j] &= \sum_{k=0}^n \Pr[A_i | \text{Exact}(\tilde{T}_i, k) \wedge (\bigwedge_{j \in J} A_j)] \Pr[\text{Exact}(\tilde{T}_i, k) | \bigwedge_{j \in J} A_j] \\ &= \sum_{k=0}^n \Pr[A_i | \text{Exact}(\tilde{T}_i, k)] \Pr[\text{Exact}(\tilde{T}_i, k) | \bigwedge_{j \in J} A_j]. \end{aligned}$$

By Lemma 2.34 we know that $\Pr[\bigwedge_{j \in J} A_j | \text{Exact}(\tilde{T}_i, k)]$ is monotonically decreasing in k . So there is a number $h \in \{-1, \dots, n\}$ such that for all $k \leq h$ we have $\frac{\Pr[\bigwedge_{j \in J} A_j | \text{Exact}(\tilde{T}_i, k)]}{\Pr[\bigwedge_{j \in J} A_j]} \geq 1$ and for all $k > h$ we have $\frac{\Pr[\bigwedge_{j \in J} A_j | \text{Exact}(\tilde{T}_i, k)]}{\Pr[\bigwedge_{j \in J} A_j]} \leq 1$. Hence, for that h we have for all $k \leq h$ the inequality

$$\Pr[\text{Exact}(\tilde{T}_i, k) | \bigwedge_{j \in J} A_j] = \Pr[\text{Exact}(\tilde{T}_i, k)] \frac{\Pr[\bigwedge_{j \in J} A_j | \text{Exact}(\tilde{T}_i, k)]}{\Pr[\bigwedge_{j \in J} A_j]} \geq \Pr[\text{Exact}(\tilde{T}_i, k)]$$

and for all $k > h$ the inequality

$$\Pr[\text{Exact}(\tilde{T}_i, k) | \bigwedge_{j \in J} A_j] = \Pr[\text{Exact}(\tilde{T}_i, k)] \frac{\Pr[\bigwedge_{j \in J} A_j | \text{Exact}(\tilde{T}_i, k)]}{\Pr[\bigwedge_{j \in J} A_j]} \leq \Pr[\text{Exact}(\tilde{T}_i, k)].$$

Moreover, observe the following identity:

$$\sum_{k=0}^n \Pr[\text{Exact}(\tilde{T}_i, k) | \bigwedge_{j \in J} A_j] = 1 = \sum_{k=0}^n \Pr[\text{Exact}(\tilde{T}_i, k)].$$

By Lemma 2.34 $\Pr[A_i | \text{Exact}(\tilde{T}_i, n - k)]$ is monotonically decreasing in k , thus we can apply Lemma 1.15 with $a_k = \Pr[A_i | \text{Exact}(\tilde{T}_i, n - k)]$, $b_k = \Pr[\text{Exact}(\tilde{T}_i, n - k) | \bigwedge_{j \in J} A_j]$ and $c_k = \Pr[\text{Exact}(\tilde{T}_i, n - k)]$ to get:

$$\begin{aligned} \Pr[A_i | \bigwedge_{j \in J} A_j] &= \sum_{k=0}^n \Pr[A_i | \text{Exact}(\tilde{T}_i, k)] \Pr[\text{Exact}(\tilde{T}_i, k) | \bigwedge_{j \in J} A_j] \\ &= \sum_{k=0}^n \Pr[A_i | \text{Exact}(\tilde{T}_i, n - k)] \Pr[\text{Exact}(\tilde{T}_i, n - k) | \bigwedge_{j \in J} A_j] \\ &\leq \sum_{k=0}^n \Pr[A_i | \text{Exact}(\tilde{T}_i, n - k)] \Pr[\text{Exact}(\tilde{T}_i, n - k)] = \Pr[A_i]. \quad \square \end{aligned}$$

Lemma 2.36. *For all $i \in M_{pq}^n$, $J, L \subseteq M_{pq}^n$ with $i \notin J, L$ and $J \cap L = \emptyset$ we have:*

$$\Pr[B_i | (\bigwedge_{j \in J} A_j) \wedge (\bigwedge_{l \in L} B_l)] \leq \Pr[B_i | \text{Empty}(\tilde{T}_i)].$$

Proof. We have $\Pr[B_i | \text{Exact}(\tilde{T}_i, k) \wedge (\bigwedge_{j \in J} A_j) \wedge (\bigwedge_{l \in L} B_l)] = \Pr[B_i | \text{Exact}(\tilde{T}_i, k)]$, since B_i is independent of $(\bigwedge_{j \in J} A_j) \wedge (\bigwedge_{l \in L} B_l)$ given the number of vertices in \tilde{T}_i . Moreover, by Lemma 2.34 $\Pr[B_i | \text{Exact}(\tilde{T}_i, k)]$ is monotonically decreasing in k , hence:

$$\begin{aligned} &\Pr[B_i | (\bigwedge_{j \in J} A_j) \wedge (\bigwedge_{l \in L} B_l)] \\ &= \sum_{k=0}^n \Pr[B_i | \text{Exact}(\tilde{T}_i, k) \wedge (\bigwedge_{j \in J} A_j) \wedge (\bigwedge_{l \in L} B_l)] \Pr[\text{Exact}(\tilde{T}_i, k) | (\bigwedge_{j \in J} A_j) \wedge (\bigwedge_{l \in L} B_l)] \\ &= \sum_{k=0}^n \Pr[B_i | \text{Exact}(\tilde{T}_i, k)] \Pr[\text{Exact}(\tilde{T}_i, k) | (\bigwedge_{j \in J} A_j) \wedge (\bigwedge_{l \in L} B_l)] \\ &\leq \Pr[B_i | \text{Exact}(\tilde{T}_i, 0)] \sum_{k=0}^n \Pr[\text{Exact}(\tilde{T}_i, k) | (\bigwedge_{j \in J} A_j) \wedge (\bigwedge_{l \in L} B_l)] \\ &= \Pr[B_i | \text{Empty}(\tilde{T}_i)]. \quad \square \end{aligned}$$

The last step is to use all the previous results to bound the probability that all canonical test regions are not strongly certifying.

Lemma 2.37. *Given a partition $I, J \subseteq M_{pq}^n$ we have:*

$$\Pr[\bigwedge_{i \in I, j \in J} (A_i \wedge B_j)] \leq \prod_{i \in I} \Pr[A_i] \prod_{i \in J} \Pr[B_i | \text{Empty}(\tilde{T}_i)]$$

Proof. Let $I = \{i_1, i_2, \dots, i_{|I|}\}$ and $J = \{j_1, j_2, \dots, j_{|J|}\}$. We have by Lemma 2.35,

Lemma 2.36 and symmetry:

$$\begin{aligned}
& \Pr[\wedge_{i \in I, j \in J} (A_i \wedge B_j)] = \Pr[\wedge_{i \in I} A_i] \Pr[\wedge_{j \in J} B_j \mid \wedge_{i \in I} A_i] \\
&= \prod_{k=1}^{|I|} \Pr[A_{i_k} \mid \wedge_{l < k} A_{i_l}] \Pr[\wedge_{j \in J} B_j \mid \wedge_{i \in I} A_i] \\
&\leq \prod_{k=1}^{|I|} \Pr[A_{i_k}] \prod_{k=1}^{|J|} \Pr[B_{j_k} \mid (\wedge_{l < k} B_{j_l}) \wedge (\wedge_{i \in I} A_i)] \\
&\leq \prod_{k=1}^{|I|} \Pr[A_{i_k}] \prod_{k=1}^{|J|} \Pr[B_{j_k} \mid \text{Empty}(\widetilde{T}_{j_k})] \\
&= \prod_{i \in I} \Pr[A_i] \prod_{i \in J} \Pr[B_i \mid \text{Empty}(\widetilde{T}_i)] \quad \square
\end{aligned}$$

Lemma 2.38. *Given an edge pq we have:*

$$\Pr[X_n^{pq} = 1 \mid m_{pq}^n = k] \leq \prod_{i=1}^k (\Pr[A_i] + \Pr[B_i \mid \text{Empty}(\widetilde{T}_i)])$$

Proof. If the edge cannot be deleted, all m_{pq}^n test regions are not strongly certifying. That means for each test region either A_i or B_i happens. Hence, by Lemma 2.37 we have:

$$\begin{aligned}
\Pr[X_n^{pq} = 1 \mid m_{pq}^n = k] &\leq \Pr[\wedge_{i \in M_{pq}^n} (A_i \vee B_i) \mid m_{pq}^n = k] \\
&= \sum_{s=0}^k \sum_{\substack{|I|=s, |J|=k-s \\ I \cap J = \emptyset}} \Pr[(\wedge_{i \in I} A_i) \wedge (\wedge_{j \in J} B_j)] \\
&\leq \sum_{s=0}^k \sum_{\substack{|I|=s, |J|=k-s \\ I \cap J = \emptyset}} \prod_{i \in I} \Pr[A_i] \prod_{i \in J} \Pr[B_i \mid \text{Empty}(\widetilde{T}_i)] \\
&= \prod_{i=1}^k (\Pr[A_i] + \Pr[B_i \mid \text{Empty}(\widetilde{T}_i)]). \quad \square
\end{aligned}$$

2.3 Asymptotic Analysis

In this section we investigate the asymptotic behavior of the expected number of edges that cannot be deleted with our criterion. By construction, we know that p and q do not lie in any T_i^a and do not influence A_i or B_i for any i . Therefore, we can rename the vertices and assume that $p = U_{n-1}$, $q = U_n$, discard p and q for simplicity and just consider the remaining $n - 2$ vertices in $[0, 1]^2$. The next step to bound the probability that one test region is strongly certifying asymptotically by a constant.

Lemma 2.39. *Independent on the position of T_i we have for all i :*

$$\limsup_{n \rightarrow \infty} \Pr[A_i] < 1$$

Proof. We have $A_i = \text{Empty}(T_i^u) \vee \text{Empty}(T_i^l)$. Hence

$$\begin{aligned} \Pr[A_i] &= \Pr[\text{Empty}(T_i^u) \vee \text{Empty}(T_i^l)] \\ &= \Pr[\text{Empty}(T_i^u)] + \Pr[\text{Empty}(T_i^l)] - \Pr[\text{Empty}(T_i^u) \wedge \text{Empty}(T_i^l)] \\ &= \Pr[\text{Empty}(T_i^u)] + \Pr[\text{Empty}(T_i^l)] - \Pr[\text{Empty}(T_i^u \cup T_i^l)] \\ &= \prod_{j=1}^{n-2} \int_{[0,1]^2 \setminus T_i^u} d_j d\lambda + \prod_{j=1}^{n-2} \int_{[0,1]^2 \setminus T_i^l} d_j d\lambda - \prod_{j=1}^{n-2} \int_{[0,1]^2 \setminus T_i} d_j d\lambda \end{aligned}$$

Define $x_j := \int_{[0,1]^2 \setminus T_i} d_j d\lambda$, $y_j := \int_{T_i^u} d_j d\lambda$. Using the linearity of the integral and $\int_{[0,1]^2 \setminus T_i} d_j d\lambda + \int_{T_i^u} d_j d\lambda + \int_{T_i^l} d_j d\lambda = \int_{[0,1]^2} d_j d\lambda = 1$ we get

$$\Pr[A_i] = \prod_{j=1}^{n-2} (x_j + y_j) + \prod_{j=1}^{n-2} (1 - y_j) - \prod_{j=1}^{n-2} x_j$$

Now note that since $x_j \leq 1$ and $y_j \geq 0$ we have

$$\begin{aligned} \frac{\partial}{\partial x_k} P[A_i] &= \prod_{j=1, j \neq k}^{n-2} (x_j + y_j) - \prod_{j=1, j \neq k}^{n-2} x_j \geq 0 \\ \frac{\partial}{\partial y_k} P[A_i] &= \prod_{j=1, j \neq k}^{n-2} (x_j + y_j) - \prod_{j=1, j \neq k}^{n-2} (1 - y_j) \leq 0 \end{aligned}$$

We conclude that $P[A_i]$ is monotonically increasing in x_j and monotonically decreasing in y_j . Moreover, we know that $\int_{T_i^u} d_j d\lambda \geq \psi \lambda(T_i^u) = \psi \frac{F_{T^u}}{n}$ and similarly $\int_{T_i^l} d_j d\lambda \geq \psi \frac{F_{T^l}}{n}$. Hence $y_j \geq \psi \frac{F_{T^u}}{n}$ and $x_j = 1 - y_j - \int_{T_i^l} d_j d\lambda \leq 1 - 2\psi \frac{F_{T^u}}{n}$ for all j . Thus

$$\begin{aligned} \Pr[A_i] &\leq 2(1 - \psi \frac{F_{T^u}}{n})^{n-2} - (1 - 2\psi \frac{F_{T^u}}{n})^{n-2} \\ \Rightarrow \limsup_{n \rightarrow \infty} \Pr[A_i] &\leq \limsup_{n \rightarrow \infty} 2(1 - \psi \frac{F_{T^u}}{n})^{n-2} - (1 - 2\psi \frac{F_{T^u}}{n})^{n-2} = 2e^{-\psi F_{T^u}} - e^{-2\psi F_{T^u}} \\ &= 1 - 1 + 2e^{-\psi F_{T^u}} - e^{-2\psi F_{T^u}} = 1 - (1 - e^{-\psi F_{T^u}})^2 < 1 \end{aligned}$$

In the last inequality we used that $\psi F_{T^u} > 0$. □

Lemma 2.40. *For every edge pq and $f(n) \in o(n)$ we have for all i independent on the position of the canonical test regions:*

$$\limsup_{n \rightarrow \infty} \Pr[B_i | \text{Empty}(\tilde{T}_i)] = \limsup_{n \rightarrow \infty} \Pr[B_i]$$

Proof. We have $\Pr[B_i | \text{Empty}(\tilde{T}_i)] = \frac{\Pr[\text{Empty}(\tilde{T}_i)|B_i]\Pr[B_i]}{\Pr[\text{Empty}(\tilde{T}_i)]}$. Moreover,

$$\begin{aligned}\Pr[\text{Empty}(\tilde{T}_i)] &= \prod_{j=1}^{n-2} \int_{[0,1]^2 \setminus \tilde{T}_i} d_j d\lambda = \prod_{j=1}^{n-2} \left(1 - \int_{\tilde{T}_i} d_j d\lambda\right) \geq (1 - \phi\lambda(\tilde{T}_i))^{n-2} \\ &\geq (1 - \phi(f(n) - 1)\lambda(T_i^a))^{n-2} \geq (1 - \phi(f(n) - 1)\frac{4\pi}{n})^{n-2}\end{aligned}$$

Since $f(n) \in o(n)$ we have $\lim_{n \rightarrow \infty} \Pr[\text{Empty}(\tilde{T}_i)] \geq \lim_{n \rightarrow \infty} (1 - \phi(f(n) - 1)\frac{4\pi}{n})^{n-2} = 1$. Since probabilities are bounded by 1 this implies $\lim_{n \rightarrow \infty} \Pr[\text{Empty}(\tilde{T}_i)] = 1$. It remains to show that $\lim_{n \rightarrow \infty} \Pr[\text{Empty}(\tilde{T}_i)|B_i] = \lim_{n \rightarrow \infty} \Pr[\text{Empty}(\tilde{T}_i) | \text{Least}(T_i^a, 3) \wedge \text{Least}(T_i^u, 1) \wedge \text{Least}(T_i^l, 1)] = 1$. We have

$$\begin{aligned}\Pr[\text{Empty}(\tilde{T}_i) | \text{Least}(T_i^a, 3) \wedge \text{Least}(T_i^u, 1) \wedge \text{Least}(T_i^l, 1)] &= \Pr[\text{Empty}(\tilde{T}_i) | \text{Least}(T_i^a, 3)] \\ &\geq \min_{x,y,z} \Pr[\text{Empty}(\tilde{T}_i) | U_x, U_y, U_z \in T_i^a] = \min_{x,y,z} \Pr[\text{Empty}(\tilde{T}_i) | U_x, U_y, U_z \notin \tilde{T}_i] \\ &\geq (1 - \phi(f(n) - 1)\frac{4\pi}{n})^{n-5}\end{aligned}$$

The last inequality follows similarly as above. Hence we can similarly conclude that $\lim_{n \rightarrow \infty} \Pr[\text{Empty}(\tilde{T}_i)|B_i] \geq (1 - \phi(f(n) - 1)\frac{4\pi}{n})^{n-5} = 1$ hence $\lim_{n \rightarrow \infty} \Pr[\text{Empty}(\tilde{T}_i)|B_i] = 1$. \square

Lemma 2.41. *Independent on the position of T_i we have for all i :*

$$\limsup_{n \rightarrow \infty} \Pr[\text{Least}(T_i^a, 3) | A_i^c] < 1$$

Proof. We have

$$\begin{aligned}\Pr[\text{Least}(T_i^a, 3) | A_i^c] &= \Pr[\text{Least}(T_i^a, 3) | \text{Least}(T_i^u, 1) \wedge \text{Least}(T_i^l, 1)] \\ &= \Pr[\text{Least}(T_i^a, 3) | \text{Least}(T_i^a, 2)] \leq \max_{x,y} \Pr[\text{Least}(T_i^a, 3) | U_x, U_y \in T_i^a] \\ &= \max_{x,y} \Pr[\text{Least}(T_i^a, 1) | U_x, U_y \notin T_i^a] = 1 - \min_{x,y} \Pr[\text{Empty}(T_i^a) | U_x, U_y \notin T_i^a] \\ &\leq 1 - \min_{x,y} \prod_{j=1, j \neq x,y}^{n-2} \int_{[0,1]^2 \setminus T_i^a} d_j d\lambda = 1 - \min_{x,y} \prod_{j=1, j \neq x,y}^{n-2} \left(1 - \int_{T_i^a} d_j d\lambda\right) \\ &\leq 1 - (1 - \phi\lambda(T_i^a))^{n-4} \leq 1 - (1 - \phi\frac{4\pi}{n})^{n-4}\end{aligned}$$

In the last inequality we bound the area of T_i^a by the area of the circle with radius 2δ . Hence $\limsup_{n \rightarrow \infty} \Pr[\text{Least}(T_i^a, 3) | A_i^c] \leq \limsup_{n \rightarrow \infty} 1 - (1 - \phi\frac{4\pi}{n})^{n-4} = 1 - e^{-4\pi\phi} < 1$ \square

Lemma 2.42. *For $f(n) \in o(n)$ there are $0 < \bar{p} < 1, N \in \mathbb{N}$ such that independent on the position of the canonical test regions for all i and $n \geq N$:*

$$\Pr[A_i] + \Pr[B_i | \text{Empty}(\tilde{T}_i)] < \bar{p}.$$

Proof. By Lemma 2.40 we have:

$$\begin{aligned}
& \limsup_{n \rightarrow \infty} \Pr[A_i] + \Pr[B_i | \text{Empty}(\tilde{T}_i)] \\
&= \limsup_{n \rightarrow \infty} \Pr[A_i] + \Pr[B_i] \\
&= \limsup_{n \rightarrow \infty} \Pr[A_i] + \Pr[A_i^c] \Pr[\text{Least}(T_i^a, 3) | A_i^c] \\
&= \limsup_{n \rightarrow \infty} 1 - (1 - \Pr[A_i])(1 - \Pr[\text{Least}(T_i^a, 3) | A_i^c])
\end{aligned}$$

We know by Lemma 2.39 and 2.41 that there are positive constants c_1, c_2 such that $(1 - \Pr[A_i]) > c_1$ and $\Pr[\text{Least}(T_i^a, 3) | A_i^c] < 1 - c_2$. Hence $\limsup_{n \rightarrow \infty} p(n) < 1 - c_1 c_2 < 1$. \square

With this estimate we can now investigate the asymptotic behavior of the number of remaining edges after the edge elimination.

Theorem 2.43. *For every edge pq we have for all $n \geq N$:*

$$\mathbb{E}[X_n] \leq \binom{n}{2} \left(64\pi \frac{\hat{\gamma}^2}{n} \phi + \sum_{l=\hat{\gamma}}^{f(n)-1} \bar{p}^l 64\pi \frac{(2l+1)}{n} \phi + \bar{p}^{f(n)} \left(1 - 64\pi \frac{f(n)^2}{n} \phi \right) \right),$$

where \bar{p} is the constant given by Lemma 2.42.

Proof. We have by Lemma 2.38 and Lemma 2.42:

$$\begin{aligned}
\Pr[X_n^{pq} = 1] &= \sum_{l=0}^{\infty} \Pr[X_n^{pq} = 1 | m_{pq}^n = l] \Pr[m_{pq}^n = l] \\
&\leq \bar{p}^0 \Pr[m_{pq}^n = 0] + \sum_{l=\hat{\gamma}}^{f(n)-1} \bar{p}^l \Pr[m_{pq}^n = l] + \bar{p}^{f(n)} \Pr[m_{pq}^n = f(n)].
\end{aligned}$$

By the construction of the canonical test regions $\Pr[m_{pq}^n = 0]$ is the probability that pq has length less than $\bar{\gamma}\delta = 8\hat{\gamma}\delta$ and $\Pr[m_{pq}^n = l]$ for $\hat{\gamma} \leq l < f(n)$ is the probability that the random edge pq has length between $8\delta l$ and $8\delta(l+1)$. The first event is equivalent to that q lies in a circle with radius $8\hat{\gamma}\delta = \frac{8\hat{\gamma}}{\sqrt{n}}$ around p . This has probability at most $64\pi \frac{\hat{\gamma}^2}{n} \phi$. The second event is equivalent to q is not lying in the circle with radius $8l\delta = \frac{8l}{\sqrt{n}}$ around p but in the circle with radius $8(l+1)\delta = \frac{8(l+1)}{\sqrt{n}}$ around p . This probability is less or equal to $64\pi \frac{2l+1}{n} \phi$, since this is an upper bound for the area of the annulus intersected with $[0, 1]^2$ times the upper bound for the density function. Let $k := f(n) - \hat{\gamma} + 1$ and

define the sequences $(a_i)_{0 \leq i \leq k}$, $(b_i)_{0 \leq i \leq k}$ and $(c_i)_{0 \leq i \leq k}$ as follows:

$$\begin{aligned} a_i &= \begin{cases} \bar{p}^0 & \text{if } i=0 \\ \bar{p}^{i-1+\hat{\gamma}} & \text{else} \end{cases} \\ b_i &= \begin{cases} \Pr[m_{pq}^n = 0] & \text{if } i=0 \\ \Pr[m_{pq}^n = i-1+\hat{\gamma}] & \text{else} \end{cases} \\ c_i &= \begin{cases} 64\pi \frac{\hat{\gamma}^2}{n} \phi & \text{if } i=0 \\ 64\pi \frac{2((i-1)+\hat{\gamma})+1}{n} \phi & \text{if } 1 \leq i \leq f(n) - \hat{\gamma} \\ 1 - 64\pi \frac{\hat{\gamma}^2}{n} \phi - \sum_{l=\hat{\gamma}}^{f(n)-1} 64\pi \frac{2l+1}{n} \phi = 1 - 64\pi \frac{f(n)^2}{n} \phi & \text{if } i = f(n) - \hat{\gamma} + 1. \end{cases} \end{aligned}$$

We have a_i is monotonically decreasing, $\sum_{i=0}^k b_i = \sum_{i=0}^k \Pr[m_{pq}^n = i] = 1$ and $\sum_{i=0}^k c_i = 1$ by definition and we showed above that $b_i \leq c_i$ for all $i \leq k-1$. This implies $b_k \geq c_k$ and we can apply Lemma 1.15 to get the estimate:

$$\begin{aligned} \Pr[X_n^{pq} = 1] &\leq \bar{p}^0 \Pr[m_{pq}^n = 0] + \sum_{l=\hat{\gamma}}^{f(n)-1} \bar{p}^l \Pr[m_{pq}^n = l] + \bar{p}^{f(n)} \Pr[m_{pq}^n = f(n)] \\ &\leq 64\pi \frac{\hat{\gamma}^2}{n} \phi + \sum_{l=\hat{\gamma}}^{f(n)-1} \bar{p}^l 64\pi \frac{2l+1}{n} \phi + \bar{p}^{f(n)} \left(1 - 64\pi \frac{f(n)^2}{n} \phi \right). \quad \square \end{aligned}$$

Thus

$$\begin{aligned} \mathbb{E}[X_n] &= \mathbb{E}\left[\sum_{e \in E(K_n)} X_n^e\right] = \sum_{e \in E(K_n)} \mathbb{E}[X_n^e] = \sum_{e \in E(K_n)} \Pr[X_n^e = 1] \leq \binom{n}{2} \Pr[X_n^{pq} = 1] \\ &\leq \binom{n}{2} \left(64\pi \frac{\hat{\gamma}^2}{n} \phi + \sum_{l=\hat{\gamma}}^{f(n)-1} \bar{p}^l 64\pi \frac{(2l+1)}{n} \phi + \bar{p}^{f(n)} \left(1 - 64\pi \frac{f(n)^2}{n} \phi \right) \right). \end{aligned}$$

Lemma 2.44. *For $f(n) \in \omega(\log n)$ and $f(n) \in o(n)$ there is a constant $0 < z < \infty$, such that:*

$$\lim_{n \rightarrow \infty} n \left(64\pi \frac{\hat{\gamma}^2}{n} \phi + \sum_{l=\hat{\gamma}}^{f(n)-1} \bar{p}^l 64\pi \frac{(2l+1)}{n} \phi + \bar{p}^{f(n)} \left(1 - 64\pi \frac{f(n)^2}{n} \phi \right) \right) = z,$$

where \bar{p} is the constant given in Lemma 2.42.

Proof.

$$\begin{aligned}
& \lim_{n \rightarrow \infty} n \left(64\pi \frac{\hat{\gamma}^2}{n} \phi + \sum_{l=\hat{\gamma}}^{f(n)-1} \bar{p}^l 64\pi \frac{(2l+1)}{n} \phi + \bar{p}^{f(n)} \left(1 - 64\pi \frac{f(n)^2}{n} \phi \right) \right) \\
&= \lim_{n \rightarrow \infty} 64\pi \hat{\gamma}^2 \phi + \lim_{n \rightarrow \infty} \sum_{l=\hat{\gamma}}^{f(n)-1} \bar{p}^l 64\pi (2l+1) \phi + \lim_{n \rightarrow \infty} \bar{p}^{f(n)} (n - 64\pi f(n)^2 \phi) \\
&= 64\pi \hat{\gamma}^2 \phi + \lim_{n \rightarrow \infty} \sum_{l=\hat{\gamma}}^{f(n)-1} \bar{p}^l 64\pi (2l+1) \phi = 64\pi \hat{\gamma}^2 \phi + \sum_{l=\hat{\gamma}}^{\infty} \bar{p}^l 64\pi (2l+1) \phi =: z
\end{aligned}$$

The last expression is a constant because $\limsup_{l \rightarrow \infty} \sqrt[l]{\bar{p}^l 64\pi (2l+1) \phi} = \bar{p} < 1$, hence by the root criterion the series $\sum_{l=\hat{\gamma}}^{\infty} \bar{p}^l 64\pi (2l+1) \phi$ converges. \square

Theorem 2.45. For $f(n) \in \omega(\log n)$ and $f(n) \in o(n)$ we have $\mathbb{E}[X_n] \in \Theta(n)$.

Proof. We have by Theorem 2.43 and Lemma 2.44:

$$\begin{aligned}
& \limsup_{n \rightarrow \infty} \frac{\mathbb{E}[X_n]}{n} \\
& \leq \limsup_{n \rightarrow \infty} \frac{n-1}{2n} n \left(64\pi \frac{\hat{\gamma}^2}{n} \phi + \sum_{l=\hat{\gamma}}^{f(n)-1} \bar{p}^l 64\pi \frac{(2l+1)}{n} \phi + \bar{p}^{f(n)} \left(1 - 64\pi \frac{f(n)^2}{n} \phi \right) \right) \\
&= \limsup_{n \rightarrow \infty} \frac{n-1}{2n} \limsup_{n \rightarrow \infty} n \left(64\pi \frac{\hat{\gamma}^2}{n} \phi + \sum_{l=\hat{\gamma}}^{f(n)-1} \bar{p}^l 64\pi \frac{(2l+1)}{n} \phi + \bar{p}^{f(n)} \left(1 - 64\pi \frac{f(n)^2}{n} \phi \right) \right) \\
&= \frac{z}{2} < \infty.
\end{aligned}$$

Thus, $\mathbb{E}[X_n] \in O(n)$. On the other hand, we have clearly $\mathbb{E}[X_n] \in \Omega(n)$, since an optimal TSP tour exists for every instance and consists of n edges which are thus not useless. Therefore, we conclude $\mathbb{E}[X_n] \in \Theta(n)$. \square

3 Smoothed Analysis of Jonker and Volgenant

In this section we analyze the expected number of edges that are not eliminated by the criterion of Jonker and Volgenant. Like in the previous section we consider a fixed edge pq . Moreover, we assume that r is a vertex other than p or q .

3.1 Geometric Properties

We start with showing geometrical properties that allow us to bound the probability that an edge can be eliminated.

Definition 3.1. The α -border B_α of the unit square is defined as the set of points whose distance to the border of the unit square is smaller than α (Figure 9).

In the following, we fix an $\alpha < \frac{1}{2}$. Note that this ensures that $[0, 1]^2 \setminus B_\alpha \neq \emptyset$.

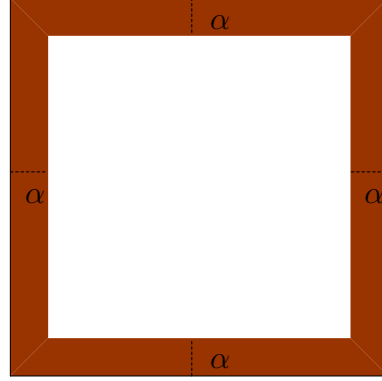


Figure 9: α -border B_α

Definition 3.2. The *improvement hyperbola* I_q^{pr} is defined by $\{z \in [0, 1]^2 \mid \text{dist}(p, z) - \text{dist}(z, r) \geq \text{dist}(p, q) - \text{dist}(q, r)\}$ (Figure 10). I_p^{qr} is defined similarly.

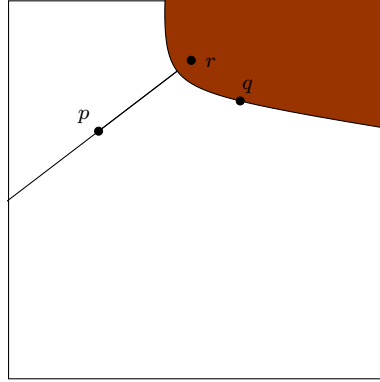


Figure 10: The improvement hyperbola I_q^{pr}

Corollary 3.3. If the edge pq can be detected to be useless by Theorem 1.11, then I_q^{pr} and I_p^{qr} do not contain vertices other than p, q and r .

Proof. If Theorem 1.11 can be applied to pq , then for all $z \notin \{p, q, r\}$ we have $\text{dist}(p, q) - \text{dist}(q, r) > \text{dist}(p, z) - \text{dist}(z, r)$ and $\text{dist}(p, q) - \text{dist}(p, r) > \text{dist}(z, q) - \text{dist}(z, r)$. By the definition of the improvement hyperbolas this is equivalent to I_q^{pr} and I_p^{qr} does not contain any other vertex except p, q, r . \square

Now, we want to show that the improvement cone I_q^{pr} has a large area for the most positions of r . Combined with the last corollary we are able to show that the edge pq is unlikely to be detected as useless in the next section.

Definition 3.4. For every vertex r let $a_r := \frac{\text{dist}(p,q) - \text{dist}(q,r)}{2}$ and $b_r := \sqrt{\left(\frac{\text{dist}(p,r)}{2}\right)^2 - a_r^2}$.

Note that if we shift and rotate such that the center of pr is the origin and pr lies on the x -axis where r has positive x -coordinate, then a_r and b_r are chosen such that the improvement hyperbola I_q^{pr} is defined by the intersection of $\{x \in \mathbb{R}^2 \mid \frac{x^2}{a_r^2} - \frac{y^2}{b_r^2} \geq 1, x \geq 0\}$ with the image of the unit square under this affine transformation.

Lemma 3.5. For every vertex r we have $\frac{b_r}{a_r} \geq \frac{1}{\sqrt{2}} \text{dist}(r, pq)$.

Proof. We have:

$$\begin{aligned}
\frac{b_r}{a_r} &= \frac{\sqrt{\text{dist}(p,r)^2 - 4a_r^2}}{2a_r} = \sqrt{\left(\frac{\text{dist}(p,r)}{2a_r}\right)^2 - 1} = \sqrt{\left(\frac{\text{dist}(p,r)}{\text{dist}(p,q) - \text{dist}(q,r)}\right)^2 - 1} \\
&= \sqrt{\frac{\text{dist}(p,r')^2 + \text{dist}(r,r')^2}{\left(\text{dist}(p,q) - \sqrt{\text{dist}(q,r')^2 + \text{dist}(r,r')^2}\right)^2} - 1} \\
&\geq \sqrt{\frac{\text{dist}(p,r')^2 + \text{dist}(r,r')^2}{\left(\text{dist}(p,q) - \sqrt{\text{dist}(q,r')^2}\right)^2} - 1} = \sqrt{\frac{\text{dist}(p,r')^2 + \text{dist}(r,r')^2}{(\text{dist}(p,q) - \text{dist}(q,r'))^2} - 1} \\
&\geq \sqrt{\frac{\text{dist}(p,r')^2 + \text{dist}(r,r')^2}{\text{dist}(p,r')^2} - 1} = \sqrt{\frac{\text{dist}(r,r')^2}{\text{dist}(p,r')^2}} = \frac{\text{dist}(r,r')}{\text{dist}(p,r')} \geq \frac{1}{\sqrt{2}} \text{dist}(r, r') \\
&= \frac{1}{\sqrt{2}} \text{dist}(r, pq). \quad \square
\end{aligned}$$

Lemma 3.6. Let s be a point lying on the segment pr and $p \notin B_\alpha$. Then, the distance of s to the border of the unit square is at least $\frac{\text{dist}(s,r)}{\text{dist}(p,r)}\alpha$.

Proof. Let d_p and d_s be the distances of p and s to one fixed side of the unit square and let t be the intersection point of the line pr with this side (Figure 11). Because $p \notin B_\alpha$ we have $d_p \geq \alpha$. Now, if r lies between s and t we have by the intercept theorem applied on the perpendiculars of p and s to the boundary of the unit square:

$$\frac{d_s}{d_p} = \frac{\text{dist}(s,t)}{\text{dist}(p,t)} = \frac{\text{dist}(s,r) + \text{dist}(r,t)}{\text{dist}(p,r) + \text{dist}(r,t)} \geq \frac{\text{dist}(s,r)}{\text{dist}(p,r)}.$$

Together with $d_p \geq \alpha$ we get $d_s \geq \frac{\text{dist}(s,r)}{\text{dist}(p,r)}\alpha$. If p lies between s and t we have $d_s > d_p \geq \alpha$. Hence, $d_s \geq \frac{\text{dist}(s,r)}{\text{dist}(p,r)}\alpha$ holds in both cases. Since this argument works for all four sides of the unit square, the distance from s to the boundary of the unit square is at least $\frac{\text{dist}(s,r)}{\text{dist}(p,r)}\alpha$. \square

Proof. We rotate and shift such that pr lies on the x -axis, the center of pr is the origin and r has positive x -coordinate. Denote by S the image of the unit square under this affine transformation. Then, we know I_q^{pr} is given by the intersection of the set $\{x \in \mathbb{R}^2 \mid \frac{x^2}{a_r^2} - \frac{y^2}{b_r^2} \geq 1, x \geq 0\}$ with S . Consider the cone C defined by $|y| \leq \frac{b_r}{a_r}(x - a_r)$. If a point (\bar{x}, \bar{y}) lies in C , then we have $0 \leq |\bar{y}| \leq (\bar{x} - a_r)$, thus $\bar{x}_r \geq a_r \geq 0$. Moreover

$$\begin{aligned} |\bar{y}| &\leq \frac{b_r}{a_r}(\bar{x} - a_r) \\ \Rightarrow |\bar{y}| &\leq \frac{b_r}{a_r}\sqrt{\bar{x}^2 - a_r^2} \\ \Leftrightarrow \bar{y}^2 &\leq b_r^2\left(\frac{\bar{x}^2}{a_r^2} - 1\right) \\ \Leftrightarrow \frac{\bar{x}^2}{a_r^2} - \frac{\bar{y}^2}{b_r^2} &\geq 1. \end{aligned}$$

Hence, the intersection of C with S lies inside of I_q^{pr} . To prove the Lemma, we distinguish two cases: If $\frac{b_r}{a_r} \leq \tan(60^\circ)$, then denote the intersection point of the boundary of C with pr by $s := (a_r, 0)$, note that s is at the same time the intersection point of the boundary of I_q^{pr} with pr . Let g be an intersection point of the boundary of C with the boundary of S and let h be the intersection point of the ray \vec{pr} with the boundary of S (Figure 11). Next, we want to show that the distance from s to the boundary of S is at least k for some constant k . We distinguish two cases: If $r \notin B_{\frac{\alpha}{2}}$ then the distances of p and r to the boundary of S is at least $\frac{\alpha}{2}$ and hence the distance of s to the boundary is also at least $\frac{\alpha}{2}$. If $r \in B_{\frac{\alpha}{2}}$, as we assumed that $p, q \notin B_\alpha$, we know $\text{dist}(r, pq) \geq \frac{\alpha}{2}$. We have by Lemma 3.7 $\text{dist}(p, r) + \text{dist}(q, r) \geq \sqrt{\text{dist}(p, q)^2 + (2 \text{dist}(r, pq))^2}$. Hence, by the basic properties of hyperbolas we conclude:

$$\begin{aligned} \text{dist}(s, r) &= \frac{\text{dist}(p, r) - 2a_r}{2} = \frac{\text{dist}(p, r) - (\text{dist}(p, q) - \text{dist}(q, r))}{2} \\ &= \frac{\text{dist}(p, r) + \text{dist}(q, r) - \text{dist}(p, q)}{2}. \end{aligned}$$

Thus

$$\begin{aligned} \frac{\text{dist}(s, r)}{\text{dist}(p, r)} &= \frac{\text{dist}(p, r) + \text{dist}(q, r) - \text{dist}(p, q)}{2 \text{dist}(p, r)} \\ &\geq \frac{\sqrt{\text{dist}(p, q)^2 + (2 \text{dist}(r, pq))^2} - \text{dist}(p, q)}{2 \text{dist}(p, r)} \geq \frac{\sqrt{\text{dist}(p, q)^2 + \alpha^2} - \text{dist}(p, q)}{2\sqrt{2}} \\ &= \frac{\text{dist}(p, q)^2 + \alpha^2 - \text{dist}(p, q)^2}{2\sqrt{2}(\sqrt{\text{dist}(p, q)^2 + \alpha^2} + \text{dist}(p, q))} = \frac{\alpha^2}{2\sqrt{2}(\sqrt{\text{dist}(p, q)^2 + \alpha^2} + \text{dist}(p, q))} \\ &\geq \frac{\alpha^2}{2\sqrt{2}(\sqrt{3} + \sqrt{2})}. \end{aligned}$$

By Lemma 3.6 the distance of s to the boundary of the unit square is at least $\frac{\alpha^3}{2\sqrt{2}(\sqrt{3}+\sqrt{2})}$. So $k := \min\{\frac{\alpha}{2}, \frac{\alpha^3}{2\sqrt{2}(\sqrt{3}+\sqrt{2})}\}$ fulfils the property. Now, by the definition of C we have $\tan(\angle hsg) = \frac{b_r}{a_r} \leq \tan(60^\circ)$, hence $\angle hsg \leq 60^\circ$. Moreover, by convexity the triangle Δshg lies in S . Altogether

$$\begin{aligned} \lambda(I_q^{pr}) &\geq \lambda(\Delta shg) = \frac{\text{dist}(s, h) \text{dist}(s, g) \sin(\angle hsg)}{2} \geq \frac{k^2 \sin(\angle hsg)}{2} \\ &= \frac{k^2 \tan(\angle hsg) \cos(\angle hsg)}{2} = \frac{k^2 \cos(\angle hsg) b_r}{2a_r} \geq \frac{k^2 \cos(60^\circ)}{2} \cdot \frac{b_r}{a_r}. \end{aligned}$$

This proves the first case with $d = \frac{k^2 \cos(60^\circ)}{2}$. In the second case we have $\frac{b_r}{a_r} > \tan(60^\circ)$. Here, we can replace C with a smaller cone C' defined by $|y| \leq \tan(60^\circ)(x - a_r)$. Then C' lies inside of C and the first case shows $\lambda(I_q^{pr}) \geq \frac{k^2 \cos(60^\circ)}{2} \tan(60^\circ)$. Setting f to this value proves the claim. \square

Lemma 3.9. *If r does not lie in the circle around q with radius $\text{dist}(p, q)$, then $\lambda(I_q^{pr}) \geq \frac{\alpha^2}{8}$.*

Proof. If r does not lie in the circle, then $\text{dist}(q, r) > \text{dist}(p, q)$. Hence, $\text{dist}(p, q) - \text{dist}(q, r) < 0$. The perpendicular bisector of pr divides the unit square in into two parts. Consider the part P which contains r . For all vertices $z \in P$ we conclude $\text{dist}(p, z) - \text{dist}(z, r) \geq 0 > \text{dist}(p, q) - \text{dist}(q, r)$. Hence, P lies in I_q^{pr} and it is enough to show that $\lambda(P) \geq \frac{\alpha^2}{8}$. Let l be an intersection point of the perpendicular bisector of pr with the boundary of the unit square and let o be the intersection point of the line pr with the boundary of the unit square that lies in P . Moreover, let m be the center of pr (Figure 13). Since P is convex, the right-angled triangle Δlmo lies in P . By Lemma 3.6 the distance of m to the boundary of the unit square is at least $\frac{\text{dist}(m, r)}{\text{dist}(p, r)} \alpha = \frac{\alpha}{2}$. Thus, we get $\text{dist}(m, l), \text{dist}(m, o) \geq \frac{\alpha}{2}$. Altogether

$$\lambda(I_q^{pr}) \geq \lambda(P) \geq \lambda(\Delta lmo) = \frac{\text{dist}(l, m) \text{dist}(m, o)}{2} \geq \frac{\alpha^2}{8}.$$

\square

Definition 3.10. Let \bar{p} be the point obtained by reflecting p in q . Define ProbArea_k of the edge pq by $\{z \in \mathbb{R}^2 | z' \text{ lies on the segment } p\bar{p}, \frac{k}{n} \leq \text{dist}(z, pq) < \frac{k+1}{n}\}$ (Figure 14).

Note that geometrically ProbArea_k is the union of two half open rectangles.

Lemma 3.11. *There is a constant $0 < w < 1$ such that for all $k \leq n$ if $p, q \notin B_\alpha$ and $r \notin \cup_{i=0}^{k-1} \text{ProbArea}_i$, then $\lambda(I_q^{pr}) \geq w \frac{k}{n}$.*

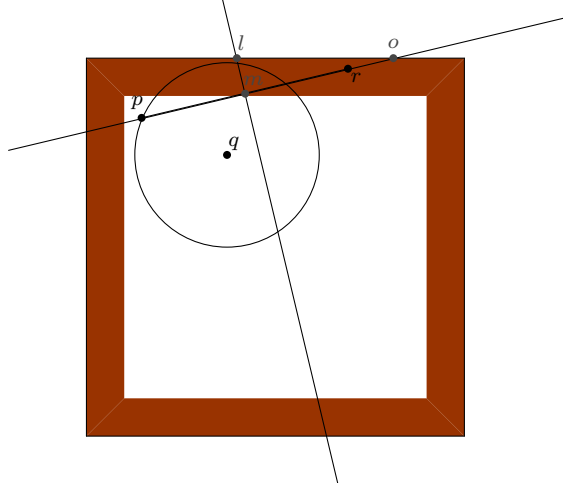


Figure 13: Sketch for Lemma 3.9.

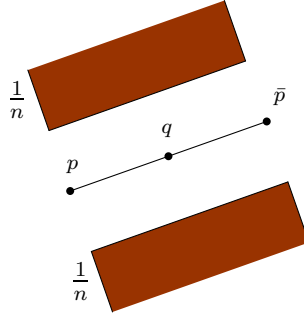


Figure 14: ProbArea₁ of the edge pq

Proof. Choose $w := \min\{d\frac{1}{\sqrt{2}}, \frac{f}{\sqrt{2}}, \frac{\alpha^2}{8}\}$. If $r \notin \cup_{i=0}^{k-1} \text{ProbArea}_i$, then either $r \in \text{ProbArea}_l$ for some $l \geq k$ or $r \notin \text{ProbArea}_i$ for every $i \geq 0$. If $r \in \text{ProbArea}_l$, then $\sqrt{2} \geq \text{dist}(r, pq) \geq \frac{l}{n}$. By Lemma 3.8 and Lemma 3.5 we have either $\lambda(I_q^{pr}) \geq d\frac{b_r}{a_r} \geq d\frac{1}{\sqrt{2}} \text{dist}(r, pq) \geq d\frac{1}{\sqrt{2}} \frac{l}{n}$ or $\lambda(I_q^{pr}) \geq f \geq \frac{f}{\sqrt{2}} \frac{l}{n}$, hence $\lambda(I_q^{pr}) \geq w\frac{l}{n} \geq w\frac{k}{n}$. In the second case let \bar{p} be the reflection of p by q . By the definition of ProbArea the point r' does not lie on the segment $p\bar{p}$ and hence r does not lie in the circle with radius $\text{dist}(p, q)$ around q . Thus, by Lemma 3.9 we have $\lambda(I_q^{pr}) \geq \frac{\alpha^2}{8} \geq w\frac{k}{n}$. \square

3.2 Probabilistic Analysis

Since we know the minimum size of I_q^{pr} in dependency of the position of r , we can get an estimate of the probability that it has a certain area. If the area is large, we can bound the probability that it is empty and hence by Corollary 3.3 the probability that an edge is detected as useless.

Definition 3.12. Let Inner_{pq} be the event that $p, q \notin B_\alpha$.

Definition 3.13. Let $\text{Cert}(r)$ be the event that the vertex r fulfills the condition of Theorem 1.11 and we can therefore identify pq as being useless.

From now on, we denote the constant in Lemma 3.11 by w .

Lemma 3.14. *For every $k \leq n$ the following inequalities hold:*

$$\begin{aligned}\Pr[\text{Cert}(r)|r \in \text{ProbArea}_k \wedge \text{Inner}_{pq}] &\leq (1 - w\frac{k}{n}\psi)^{n-3} \\ \Pr[\text{Cert}(r)|r \notin \cup_{i=0}^{k-1} \text{ProbArea}_i \wedge \text{Inner}_{pq}] &\leq (1 - w\frac{k}{n}\psi)^{n-3}.\end{aligned}$$

Proof. By Corollary 3.3 if $\text{Cert}(r)$ happens, then $I_q^{pr} \cup I_p^{qr}$ does not contain the remaining $n - 3$ vertices. If $r \in \text{ProbArea}_k$, then $r \notin \cup_{i=0}^{k-1} \text{ProbArea}_i$ and hence by Lemma 3.11 $\lambda(I_q^{pr}) \geq w\frac{k}{n}$. Thus

$$\lambda(I_q^{pr} \cup I_p^{qr}) \geq \lambda(I_q^{pr}) \geq w\frac{k}{n}.$$

W.l.o.g. assume that $p = U_{n-2}, q = U_{n-1}$ and $r = U_n$. Then, we can bound both probabilities by

$$\begin{aligned}\Pr[\text{Cert}(r)|r \in \text{ProbArea}_k \wedge \text{Inner}_{pq}] &= \prod_{i=1}^{n-3} \int_{[0,1]^2 \setminus I_q^{pr}} d_i d\lambda = \prod_{i=1}^{n-3} \left(1 - \int_{I_q^{pr}} d_i d\lambda\right) \\ &\leq (1 - \lambda(I_q^{pr})\psi)^{n-3} \leq (1 - w\frac{k}{n}\psi)^{n-3}\end{aligned}$$

The second inequality can be shown similarly. □

Lemma 3.15. *For every k we have $\Pr[r \in \text{ProbArea}_k | \text{Inner}_{pq}] \leq 4 \text{dist}(p, q)\frac{1}{n}\phi$.*

Proof. We know that ProbArea_k is the union of two half open rectangle with base length $2 \text{dist}(p, q)$ and height $\frac{1}{n}$, therefore the intersection with the unit square has at most area $4 \text{dist}(p, q)\frac{1}{n}$. The result follows from the fact that the density function of r is bounded from above by ϕ . □

Lemma 3.16. *We have:*

$$\Pr[\text{Cert}(r) | \text{Inner}_{pq}] \leq 4 \text{dist}(p, q)\phi \frac{1}{n} \sum_{i=0}^{n-1} (1 - w\frac{i}{n}\psi)^{n-3} + (1 - w\psi)^{n-3}.$$

Proof. By Lemma 3.14 we have:

$$\begin{aligned}
& \Pr[\text{Cert}(r) | \text{Inner}_{pq}] \\
&= \sum_{k=0}^{n-1} \Pr[\text{Cert}(r) | r \in \text{ProbArea}_k \wedge \text{Inner}_{pq}] \Pr[r \in \text{ProbArea}_k | \text{Inner}_{pq}] \\
&\quad + \Pr[\text{Cert}(r) | r \notin \cup_{i=0}^{n-1} \text{ProbArea}_i \wedge \text{Inner}_{pq}] \Pr[r \notin \cup_{i=0}^{n-1} \text{ProbArea}_i | \text{Inner}_{pq}] \\
&\leq \sum_{k=0}^{n-1} (1 - w \frac{k}{n} \psi)^{n-3} \Pr[r \in \text{ProbArea}_k | \text{Inner}_{pq}] \\
&\quad + (1 - w \psi)^{n-3} \Pr[r \notin \cup_{i=0}^{n-1} \text{ProbArea}_i | \text{Inner}_{pq}] \\
&\leq \sum_{k=0}^{n-1} (1 - w \frac{k}{n} \psi)^{n-3} 4 \text{dist}(p, q) \frac{1}{n} \phi + (1 - w \psi)^{n-3} (1 - 4 \text{dist}(p, q) \phi) \\
&\leq \sum_{k=0}^{n-1} (1 - w \frac{k}{n} \psi)^{n-3} 4 \text{dist}(p, q) \frac{1}{n} \phi + (1 - w \psi)^{n-3}.
\end{aligned}$$

The second last inequality follows from Lemma 1.15 with the sequences $(a_i)_{0 \leq i \leq n}$, $(b_i)_{0 \leq i \leq n}$ and $(c_i)_{0 \leq i \leq n}$ defined by:

$$\begin{aligned}
a_i &= (1 - w \frac{i}{n} \psi)^{n-3} \\
b_i &= \begin{cases} \Pr[r \in \text{ProbArea}_i | \text{Inner}_{pq}] & \text{if } i < n \\ \Pr[r \notin \cup_{j=0}^{n-1} \text{ProbArea}_j | \text{Inner}_{pq}] & \text{if } i = n \end{cases} \\
c_i &= \begin{cases} 4 \text{dist}(p, q) \frac{1}{n} \phi & \text{if } i < n \\ 1 - 4 \text{dist}(p, q) \phi & \text{if } i = n. \end{cases}
\end{aligned}$$

Since $w < 1$ we get that a_i is nonnegative and monotonically decreasing. Moreover, $\sum_{i=0}^n b_i = 1 = \sum_{i=0}^n c_i$ and by Lemma 3.15 $b_i \leq c_i$ for all $i < n$. This implies $b_n \geq c_n$. So the conditions of Lemma 1.15 are fulfilled. \square

3.3 Asymptotic Analysis

With the estimate of the probability we can now bound the number of edges that remain after the elimination procedure.

Lemma 3.17. *For all constants $c > 0$ we have:*

$$\lim_{n \rightarrow \infty} \Pr[Y_n^{pq} = 0 | \text{Inner}_{pq} \wedge \text{dist}(p, q) \leq c] \leq \frac{1}{(1 - e^{-w\psi})(1 - w\psi)^3} 4c\phi.$$

Proof. By Lemma 3.16 we know:

$$\begin{aligned}
\Pr[Y_n^{pq} = 0 \mid \text{Inner}_{pq} \wedge \text{dist}(p, q) \leq c] &= \Pr[\bigvee_{r \in V(K_n) \setminus \{p, q\}} \text{Cert}(r) \mid \text{Inner}_{pq} \wedge \text{dist}(p, q) \leq c] \\
&\leq \sum_{r \in V(K_n) \setminus \{p, q\}} \Pr[\text{Cert}(r) \mid \text{Inner}_{pq} \wedge \text{dist}(p, q) \leq c] \\
&\leq \sum_{r \in V(K_n) \setminus \{p, q\}} \sum_{k=0}^{n-1} (1 - w \frac{k}{n} \psi)^{n-3} 4c \frac{1}{n} \phi + (1 - w\psi)^{n-3} \\
&\leq n \left(\sum_{k=0}^{n-1} (1 - w \frac{k}{n} \psi)^{n-3} 4c \frac{1}{n} \phi + (1 - w\psi)^{n-3} \right) \\
&\leq \sum_{k=0}^{n-1} (1 - w \frac{k}{n} \psi)^{n-3} 4c \phi + n(1 - w\psi)^{n-3}.
\end{aligned}$$

Hence

$$\begin{aligned}
\lim_{n \rightarrow \infty} \Pr[Y_n^{pq} = 0 \mid \text{Inner}_{pq} \wedge \text{dist}(p, q) \leq c] &\leq \lim_{n \rightarrow \infty} \sum_{k=0}^{n-1} (1 - w \frac{k}{n} \psi)^{n-3} 4c \phi + n(1 - w\psi)^{n-3} \\
&\leq \lim_{n \rightarrow \infty} \sum_{k=0}^{n-1} (1 - w \frac{k}{n} \psi)^n \frac{1}{(1 - w \frac{k}{n} \psi)^3} 4c \phi + 0 \\
&\leq \lim_{n \rightarrow \infty} \sum_{k=0}^{n-1} e^{-wk\psi} \frac{1}{(1 - w\psi)^3} 4c \phi \\
&= \frac{1}{(1 - e^{-w\psi})(1 - w\psi)^3} 4c \phi. \quad \square
\end{aligned}$$

Lemma 3.18. *Given a constant $0 < c \leq \frac{1-2\alpha}{2}$ we have $\Pr[\text{Inner}_{pq} \wedge \text{dist}(p, q) \leq c] > 0$.*

Proof. $\text{Inner}_{pq} \wedge \text{dist}(p, q) \leq c$ happens if p lies in $[0, 1]^2 \setminus B_\alpha$ and q lies in the disk with center p and radius c intersected with $[0, 1]^2 \setminus B_\alpha$. Let S be this intersection, for $c \leq \frac{1-2\alpha}{2}$ it has at least area $\frac{\pi}{4}c^2$, since at least a quarter of the disk lies in $[0, 1]^2 \setminus B_\alpha$. Moreover, we chose α such that $\lambda([0, 1]^2 \setminus B_\alpha) > 0$. Let d_1 and d_2 be the density functions of p and q , we have

$$\Pr[\text{Inner}_{pq} \wedge \text{dist}(p, q) \leq c] = \int_{[0, 1]^2 \setminus B_\alpha} d_1 d\lambda \int_S d_2 d\lambda \geq \lambda([0, 1]^2 \setminus B_\alpha) \psi \frac{\pi}{4} c^2 \psi > 0$$

□

Theorem 3.19. $\mathbb{E}[Y_n] \in \Theta(n^2)$

Proof. Choose $c := \min\{\frac{(1-e^{-w\psi})(1-w\psi)^3}{8\phi}, \frac{1-2\alpha}{2}\}$, we have:

$$\begin{aligned}
\mathbb{E}[Y_n] &= \sum_{e \in E(K_n)} \mathbb{E}[Y_n^e] = \sum_{e \in E(K_n)} \Pr[Y_n^e = 1] = \binom{n}{2} \Pr[Y_n^{pq} = 1] \\
&\geq \binom{n}{2} \Pr[Y_n^{pq} = 1 \wedge \text{Inner}_{pq} \wedge \text{dist}(p, q) \leq c] \\
&= \binom{n}{2} \Pr[Y_n^{pq} = 1 | \text{Inner}_{pq} \wedge \text{dist}(p, q) \leq c] \Pr[\text{Inner}_{pq} \wedge \text{dist}(p, q) \leq c] \\
&= \binom{n}{2} (1 - \Pr[Y_n^{pq} = 0 | \text{Inner}_{pq} \wedge \text{dist}(p, q) \leq c]) \Pr[\text{Inner}_{pq} \wedge \text{dist}(p, q) \leq c].
\end{aligned}$$

Then, by Lemma 3.17 and Lemma 3.18:

$$\begin{aligned}
\liminf_{n \rightarrow \infty} \frac{\mathbb{E}[Y_n]}{n^2} &= \frac{1}{2} \Pr[\text{Inner}_{pq} \wedge \text{dist}(p, q) \leq c] \left(1 - \lim_{n \rightarrow \infty} \Pr[Y_n^{pq} = 0 | \text{Inner}_{pq} \wedge \text{dist}(p, q) \leq c]\right) \\
&\geq \frac{1}{2} \Pr[\text{Inner}_{pq} \wedge \text{dist}(p, q) \leq c] \left(1 - \frac{1}{(1 - e^{-w\psi})(1 - w\psi)^3} 4c\phi\right) \\
&\geq \frac{1}{2} \Pr[\text{Inner}_{pq} \wedge \text{dist}(p, q) \leq c] \frac{1}{2} \\
&> 0.
\end{aligned}$$

Therefore, we have $\mathbb{E}[Y_n] \in \Omega(n^2)$. On the other hand, we have $\mathbb{E}[Y_n] \in O(n^2)$, since the graph K_n has $\binom{n}{2}$ edges. This proves $\mathbb{E}[Y_n] \in \Theta(n^2)$. \square

Remark 3.20. A computer program was written to analyze the probability that an edge is eliminated in practice by the criterion of Jonker and Volgenant for uniformly distributed instances. The results are shown in Table 1, it suggests that the probability of eliminating an edge is asymptotically constant. Hence, a quadratic number of edges is eliminated in practice and this provides experimental evidence for our result being sharp.

| # vertices | edge elimination rate |
|------------|-----------------------|
| 10 | 21.60% |
| 100 | 16.13% |
| 1000 | 15.92% |
| 10000 | 15.89% |
| 100000 | 15.45% |

Table 1: Probability that an edge is eliminated. For each number of vertices the elimination condition has been checked for 40000 edges

Acknowledgements

I would like express my gratitude to my supervisor Stefan Hougardy for introducing me to this topic, giving advice and suggesting corrections. Furthermore, I want to thank Fabian Henneke for reading an earlier draft of this paper and making helpful remarks.

References

- [1] Garey, M.R., Graham, R.L., Johnson, D.S.: Some NP-complete geometric problems pp. 10–22 (1976)
- [2] Hougardy, S., Schroeder, R.T.: Edge elimination in TSP instances. In: Graph-theoretic concepts in computer science, Lecture Notes in Comput. Sci., vol. 8747, pp. 275–286. Springer, Cham (2014). doi:10.1007/978-3-319-12340-0_23
- [3] Jonker, R., Volgenant, T.: Nonoptimal edges for the symmetric traveling salesman problem. Oper. Res. **32**(4), 837–846 (1984). doi:10.1287/opre.32.4.837
- [4] Karp, R.M.: Reducibility among combinatorial problems pp. 85–103 (1972)
- [5] Papadimitriou, C.H.: The Euclidean traveling salesman problem is *NP*-complete. Theoret. Comput. Sci. **4**(3), 237–244 (1977). doi:10.1016/0304-3975(77)90012-3
- [6] Reinelt, G.: TSPLIB—a traveling salesman problem library. ORSA Journal on Computing **3**(4), 376–384 (1991). doi:10.1287/ijoc.3.4.376
- [7] Spielman, D.A., Teng, S.H.: Smoothed analysis of algorithms: why the simplex algorithm usually takes polynomial time. J. ACM **51**(3), 385–463 (2004). doi:10.1145/990308.990310