

Probabilistic Analysis of Edge Elimination for Euclidean TSP

Xianghui Zhong

Research Institute for Discrete Mathematics

University of Bonn

Lennéstr. 2, 53113 Bonn, Germany

December 15, 2024

Abstract

One way to speed up the calculation of optimal TSP tours in practice is eliminating edges that are certainly not in the optimal tour as a preprocessing step. In order to do so several edge elimination approaches have been proposed in the past. In this paper we investigate two of them in the scenario where the input consists of n uniformly random points. We show that after the edge elimination procedure of Hougardy and Schroeder the expected number of remaining edges is $\Theta(n)$, while after that of Jonker and Volgenant the expected number of remaining edges is $\Theta(n^2)$.

keywords: traveling salesman problem; Euclidean TSP; probabilistic analysis; edge elimination; preprocessing

1 Introduction

The traveling salesman problem (TSP) is probably the most best-known problem in discrete optimization. An instance consists of the pairwise distances of n vertices and the task is to find a shortest Hamilton cycle, i.e. a tour visiting every vertex exactly once. The problem is known to be NP-hard [4]. A special case of the TSP is the EUCLIDEAN TSP. Here the vertices are points in the Euclidean plane and distances are given by the l_2 norm. This TSP variant is still NP-hard [5] [1].

Since the problem is NP-hard, a polynomial-time algorithm is not expected to exist. In order to speed up the calculation of the optimal tour in practice, Jonker and Volgenant developed criteria to find edges that are not contained in any optimal solution, so-called useless edges [3]. The geometrical arguments are based on the following idea: If every

tour containing an edge e can be made shorter by replacing at most two edges with two other edges, then e is useless. In [2], Hougardy and Schroeder detect a class of useless edges by showing that every tour containing a specific edge can be shortened by replacing at most three edges. They are able to give conditions to find useless edges that can be checked efficiently in theory and practice. The algorithm has been tested on instances of TSPLIB, a library for TSP instances [6]. In experiments, $30n$ edges remained on average after the execution of the algorithm. This improves the total computation time significantly.

New results. In this paper we evaluate the edge elimination algorithms of [2] and [3]. To achieve this, we consider instances consisting of n uniformly distributed points in the unit square. We show that the expected number of edges that remain after the edge elimination procedure of [2] is $\Theta(n)$ while the expected number after the procedure in [3] is $\Theta(n^2)$. Due to the complexity, only the non-recursive part of the elimination algorithm of both papers are analyzed. Note that instances with $\Theta(n)$ edges are still NP-hard, as the reduction shown in [5] creates instances with $\Theta(n)$ non-useless edges.

Outline of the paper. The paper is structured as follows: First we will briefly summarize the previous work from [2] and [3]. Then we will develop a modified criterion based on [2]. We use the criterion to estimate the probability that an edge can be deleted. With this probability it is possible to analyze the expected number of remaining edges after the edge elimination algorithm. In the second part, we investigate the same questions for the algorithm described in [3].

1.1 Notations

For a Lebesgue measurable set $C \subseteq [0, 1]^2$ let the Lebesgue measure of C be denoted by $\lambda(C)$. Moreover, for two points $x, y \in \mathbb{R}^2$ let $\text{dist}(x, y)$ be the Euclidean distance between x and y . Similarly, if $x \in \mathbb{R}^2$ and g is a line in the Euclidean plane, let $\text{dist}(x, g)$ be the Euclidean distance of x to the line g . For an event E let E^c denote the complementary event of E .

Definition 1.1. An instance of the EUCLIDEAN TSP consists of a set of vertices $\{v_1, \dots, v_n\} \subset \mathbb{R}^2$. Consider the weighted complete graph K_n with $V(K_n) = \{v_1, \dots, v_n\}$, where the cost of an edge c_{pq} is given by $\text{dist}(p, q)$. The task is then to find a Hamiltonian cycle, i.e., a cycle that visits every vertex exactly once, of minimal length.

1.2 Previous Work

We present the two edge elimination algorithms of Hougardy and Schroeder [2] and Jonker and Volgenant [3] that we investigate in this paper. From now on, we call an edge pq *useless* if it is not contained in any optimal TSP tour.

1.2.1 Hougardy and Schroeder

In this subsection we will shortly introduce the edge elimination algorithm by Hougardy and Schroeder [2]. Different from the paper we are using exact Euclidean distances. Note that the arguments from [2] also work in the exact Euclidean case with slight modifications.

Definition 1.2. For a given EUCLIDEAN TSP instance a vertex r is called δ -alone if for all other vertices $z \neq r$ we have $\text{dist}(r, z) \geq \delta$.

Definition 1.3 (Section 3 in [2]). Given a vertex r , for another point t let $t_r(\delta)$ be the intersection of the ray \overrightarrow{rt} with the circle around r with radius δ . For an edge pq we define two cones at r : $R_p^r(\delta) := \{t \in \mathbb{R}^2 \mid \text{dist}(q, t_r(\delta)) \geq \delta + \text{dist}(p, q) - \text{dist}(p, r)\}$ and $R_q^r(\delta) := \{t \in \mathbb{R}^2 \mid \text{dist}(p, t_r(\delta)) \geq \delta + \text{dist}(p, q) - \text{dist}(q, r)\}$ (Figure 1).

Note that $R_p^r(\delta)$ resp. $R_q^r(\delta)$ is symmetric to qr resp. pr by definition.

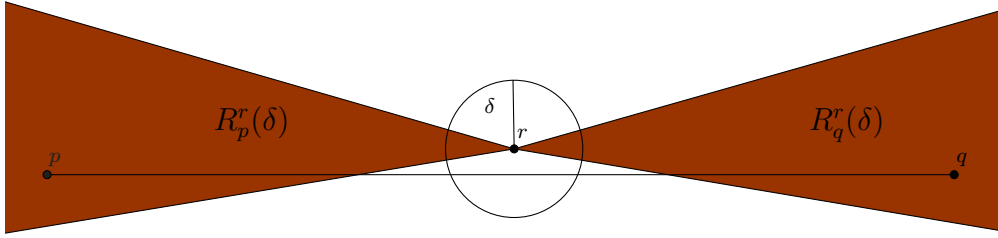


Figure 1: The cones $R_p^r(\delta_r)$ and $R_q^r(\delta_r)$

Lemma 1.4 (Lemma 8 in [2]). *Given the vertices p, q, r with $\text{dist}(p, r) + \text{dist}(r, q) < \text{dist}(p, q) + 2\delta$. Let Γ be the circle around r with radius δ and let Γ' be the circle around q with radius $\delta + \text{dist}(p, q) - \text{dist}(p, r)$. Then, $R_p^r(\delta) \cap \Gamma$ is an arc. Moreover, Γ and Γ' intersect and the intersection points are the endpoints of $R_p^r(\delta) \cap \Gamma$. Similar statements hold for $R_q^r(\delta) \cap \Gamma$.*

Lemma 1.5 (Lemma 7 in [2]). *If a vertex r is δ -alone, then in every optimal TSP tour containing the edge pq both neighbors of r lie in $R_p^r(\delta) \cup R_q^r(\delta)$.*

Definition 1.6 (Section 3 in [2]). A vertex r is called *potential point* with respect to the cones R_1 , R_2 and the edge pq if for every optimal TSP tour containing pq one neighbor of r lies in R_1 and the other in R_2 .

Definition 1.7. Let r be a δ -alone potential point with respect to an edge pq and let Γ be the circle with center r and radius δ . We denote a point on $R_p^r(\delta) \cap \Gamma$ resp. $R_q^r(\delta) \cap \Gamma$ with the largest distance to p resp. q by r^p resp. r^q . We will call r^p and r^q the *extremal points* of r .

Lemma 1.8 (Section 5 in [2]). *Let Γ be the circle around r with radius δ_r and \tilde{p} be the second intersection point of the ray \overrightarrow{pr} with Γ . If \tilde{p} lies on $R_p^r(\delta) \cap \Gamma$, then $r^p = \tilde{p}$. Otherwise, r^p is an endpoint of the arc $R_p^r(\delta) \cap \Gamma$ with the largest distance to p . The analogous statement holds for q .*

Lemma 1.9 (Lemma 10 in [2]). *Let x and y be the neighbors of a δ -alone vertex r in an optimal TSP tour containing the edge pq . If $\text{dist}(p, r) + \text{dist}(r, q) - \text{dist}(p, q) \leq 2\delta$, then we have:*

$$\angle xry \geq \arccos \left(1 - \frac{(2\delta + \text{dist}(p, q) - \text{dist}(p, r) - \text{dist}(r, q))^2}{2\delta^2} \right).$$

Theorem 1.10 (Main Edge Elimination (for $\delta = \delta_r = \delta_s$), Theorem 3 & 12 in [2]). *Let r and s be two different potential points with respect to pq which are δ -alone. Moreover, let $r \notin R_p^s(\delta) \cup R_q^s(\delta)$ and $s \notin R_p^r(\delta) \cup R_q^r(\delta)$. If the following conditions are fulfilled*

$$\begin{aligned} \text{dist}(p, q) - \text{dist}(r, s) - \text{dist}(p, r^p) - \text{dist}(s^q, q) + 2\delta &> 0 \\ \text{dist}(p, q) - \text{dist}(r, s) - \text{dist}(p, s^p) - \text{dist}(r^q, q) + 2\delta &> 0, \end{aligned}$$

then the edge pq is useless.

1.2.2 Jonker and Volgenant

In the paper of Jonker and Volgenant different criteria to detect useless edges were presented. They mostly benefit from being used multiple times within a Branch and Bound method. Note that we only analyze the purely geometrical part, so we only briefly summarize that part of the edge elimination algorithm of [3].

Theorem 1.11 (Non-recursive version of Theorem 1 in [3]). *An edge pq is useless if there is a vertex r such that for all vertices $z \notin \{p, q, r\}$ we have the following inequalities*

$$\begin{aligned} \text{dist}(p, q) - \text{dist}(q, r) &> \text{dist}(p, z) - \text{dist}(z, r) \\ \text{dist}(p, q) - \text{dist}(p, r) &> \text{dist}(z, q) - \text{dist}(z, r). \end{aligned}$$

1.3 Preparation

In this section, we specify the problem and introduce some definitions and results we need for the analysis of both papers.

Due to symmetry, it is enough to show all properties on a generic edge we call pq . For a point x , we denote by x' the orthogonal projection of x onto pq .

Definition 1.12. Consider independent random variables $(U_i)_{i \in \mathbb{N}}$ uniformly distributed on $[0, 1]^2$. Define the random variable

$$U^n := (U_1, U_2, \dots, U_n).$$

The random variable U^n takes value in $([0, 1]^2)^n$ and defines a EUCLIDEAN TSP instance with n randomly distributed vertices in $[0, 1]^2$.

Definition 1.13. Let the random variable X_n^e take the value 1 if a specific edge e in the instance represented by U^n remains after the edge elimination process by Hougardy and Schroeder, and 0 otherwise. Let $X_n := \sum_{e \in E(K_n)} X_n^e$ be the total number of edges that cannot be deleted on the instance represented by U^n . Define Y_n^e and Y_n analogously for the edge elimination process of Jonker and Volgenant.

Our aim is to calculate $\mathbb{E}[X_n]$ and $\mathbb{E}[Y_n]$.

In the end, we prove a useful lemma about sequences. It is needed in both sections to bound the product of two sequences. The idea is to replace one sequence with another sequence that is easier to evaluate.

Lemma 1.14. *Let $(a_i)_{0 \leq i \leq k}$ be a monotonic decreasing sequence and $(b_i)_{0 \leq i \leq k}, (c_i)_{0 \leq i \leq k}$ be sequences with $\sum_{i=0}^k b_i = \sum_{i=0}^k c_i$. Furthermore there is an index j such that $b_i \leq c_i$ for all $i \leq j$ and $b_i \geq c_i$ for all $i > j$, then*

$$\sum_{i=0}^k a_i b_i \leq \sum_{i=0}^k a_i c_i$$

Proof.

$$\begin{aligned} \sum_{i=0}^k a_i b_i - \sum_{i=0}^k a_i c_i &= \sum_{i=0}^j a_i (b_i - c_i) + \sum_{i=j+1}^k a_i (b_i - c_i) \\ &\leq \sum_{i=0}^j a_j (b_i - c_i) + \sum_{i=j+1}^k a_{j+1} (b_i - c_i) \\ &= -a_j \sum_{i=j+1}^k (b_i - c_i) + a_{j+1} \sum_{i=j+1}^k (b_i - c_i) \\ &= \sum_{i=j+1}^k (b_i - c_i) (a_{j+1} - a_j) \\ &\leq 0 \end{aligned}$$

□

2 Probabilistic Analysis of Hougardy and Schroeder

We want to investigate the expected number of edges that remain after the edge elimination of Hougardy and Schroeder. By the linearity of the expected value, it is enough to bound the probability that a fixed edge pq will be deleted.

2.1 A Modified Criterion

In this section we modify the criterion of [2] to detect useless edges. The new criterion detects less useless edges than the original, but it makes the probabilistic analysis easier. This is due to the fact that the new criterion can be separated into several similar events such that the edge is useless if one of these events happens. Moreover, for each event we can bound the probability.

Definition 2.1. The α -subedge of the edge pq for some $\alpha < 1$ is the edge which endpoints lie on pq and has the same center as the center of pq . Moreover, the length of the subedge is α times the length of pq .

For every n we consider a fixed δ defined by $\delta = \delta_n := \frac{1}{\sqrt{n}}$. For this choice the area of a square with side length δ is $\frac{1}{n}$, hence the probability that the square does not contain a vertex is asymptotically constant. We abbreviate $R_p^r := R_p^r(\delta)$ and $R_q^r := R_q^r(\delta)$.

Definition 2.2. The edge pq is called γ -appropriate if $\text{dist}(p, q) \geq \gamma\delta = \gamma\frac{1}{\sqrt{n}}$.

Note that if an edge pq is γ -appropriate then it is also γ' -appropriate for all $\gamma' \leq \gamma$.

Definition 2.3. Define the distance functions $\text{dist}_x(a, b) = \text{dist}(a', b')$ and $\text{dist}_y(a, b) = |\text{dist}(a, pq) - \text{dist}(b, pq)|$.

We can interpret dist_x and dist_y as the distance in x and y -direction if we rotate such that pq is parallel to the x -axis.

Definition 2.4. The *neighborhood* of the edge pq is defined as the intersection of the set $\{x \in \mathbb{R}^2 \mid \text{dist}(x, pq) \leq 3\delta\}$ with the set $\{x \in \mathbb{R}^2 \mid x' \text{ lies on the } \frac{1}{2}\text{-subedge of } pq\}$. The edge pq divides the neighborhood into two components, we call each of them a *subneighborhoods* of pq (Figure 2).

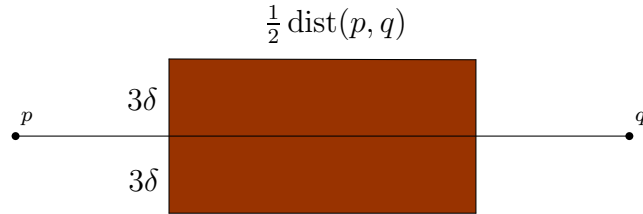


Figure 2: Neighborhood of pq

Lemma 2.5. If r lies in the neighborhood of pq , then we have $\text{dist}(p, r) \geq \frac{\text{dist}(p, q)}{4}$.

Proof. Since r lies in the neighborhood of pq we have $\text{dist}(p, r') \geq \frac{\text{dist}(p, q)}{4}$. We know that pr is the hypotenuse of the right-angled triangle $pr'r$ and thus $\text{dist}(p, r) \geq \text{dist}(p, r') \geq \frac{\text{dist}(p, q)}{4}$. \square

Lemma 2.6. *For every $\epsilon > 0$ there is a γ such that if r lies in the neighborhood of a γ -appropriate edge pq , then $\text{dist}(p, r) - \text{dist}(p, r') < \epsilon\delta$ and $\text{dist}(q, r) - \text{dist}(q, r') < \epsilon\delta$.*

Proof. By Lemma 2.5 we have $\text{dist}(p, r') \geq \frac{\text{dist}(p, q)}{4} \geq \frac{\gamma\delta}{4}$ and $\text{dist}(r, r') \leq 3\delta$, so by Pythagoras's theorem:

$$\begin{aligned} \text{dist}(p, r) - \text{dist}(p, r') &= \sqrt{\text{dist}(p, r')^2 + \text{dist}(r, r')^2} - \text{dist}(p, r') \\ &\leq \sqrt{\text{dist}(p, r')^2 + (3\delta)^2} - \text{dist}(p, r') \\ &= \frac{\left(\sqrt{\text{dist}(p, r')^2 + (3\delta)^2}\right)^2 - \text{dist}(p, r')^2}{\sqrt{\text{dist}(p, r')^2 + (3\delta)^2} + \text{dist}(p, r')} \\ &= \frac{(3\delta)^2}{\sqrt{\text{dist}(p, r')^2 + (3\delta)^2} + \text{dist}(p, r')} \leq \frac{9}{\sqrt{(\frac{\gamma}{4})^2 + 9} + \frac{\gamma}{4}}\delta. \end{aligned}$$

Since $\lim_{\gamma \rightarrow \infty} \frac{9}{\sqrt{(\frac{\gamma}{4})^2 + 9} + \frac{\gamma}{4}} = 0$, we can choose γ big enough such that we have for all r in the neighborhood of pq $\text{dist}(p, r) - \text{dist}(p, r') < \epsilon\delta$. By an analogous calculation the inequality is also satisfied for q . This proves the claim. \square

Lemma 2.7. *For all $\beta > 0$ there is a γ such that if r lies in the neighborhood of a γ -appropriate edge pq , then $\text{dist}(p, r) + \text{dist}(r, q) < \text{dist}(p, q) + \beta\delta$.*

Proof. By Lemma 2.6 there is a γ such that if pq is γ -appropriate then $\text{dist}(p, r) - \text{dist}(p, r') < \frac{\beta}{2}\delta$ and $\text{dist}(q, r) - \text{dist}(q, r') < \frac{\beta}{2}\delta$. Adding the two inequalities we get $\text{dist}(p, r) + \text{dist}(r, q) < \text{dist}(p, r') + \frac{\beta}{2}\delta + \text{dist}(r', q) + \frac{\beta}{2}\delta = \text{dist}(p, q) + \beta\delta$. \square

Lemma 2.8. *For every $\epsilon > 0$ there is a γ such that if the vertex r lies in the neighborhood of a γ -appropriate edge pq then $\angle qpr < \epsilon$ and $\angle rqp < \epsilon$.*

Proof. We may w.l.o.g. assume $\epsilon < \pi$. Choose γ such that $\frac{12}{\gamma} < \tan(\epsilon)$. By the definition of neighborhood r' lies between p and q , hence:

$$\tan(\angle qpr) = \tan(\angle r'pr) = \frac{\text{dist}(r, r')}{\text{dist}(p, r')} \leq \frac{\text{dist}(r, r')}{\frac{\text{dist}(p, q)}{4}} \leq \frac{4 \text{dist}(r, r')}{\gamma\delta} \leq \frac{12\delta}{\gamma\delta} = \frac{12}{\gamma} < \tan(\epsilon).$$

Since the tangent is monotonically increasing in $[0, \frac{\pi}{2}]$, we get $\angle qpr < \epsilon$. By the same argument we also have $\angle rqp < \epsilon$. \square

Lemma 2.9. *For every $\epsilon > 0$ there is a γ such that if r is lying in the neighborhood of a γ -appropriate edge pq , then the angles of the cones R_p^r and R_q^r are less than ϵ .*

Proof. We may w.l.o.g. assume $\epsilon < \pi$. Consider the circle Γ with radius δ and center r . Let v be the second intersection point of the ray \vec{qr} with Γ . We can choose by Lemma 2.7 a γ such that if pq is γ -appropriate, we have for all r in the neighborhood of pq the inequality $\text{dist}(p, q) - \text{dist}(p, r) > \text{dist}(r, q) - \beta\delta$ for some constant $\beta \leq 2$ we will

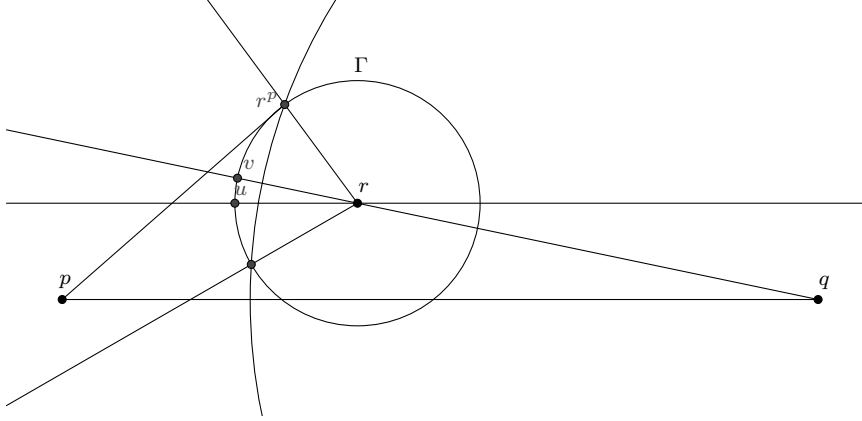


Figure 3: Sketch for Lemma 2.9, Lemma 2.19 and Lemma 2.21

determine later. Hence, by Lemma 1.4 $R_p^r \cap \Gamma$ is an arc and we denote an endpoint of $R_p^r \cap \Gamma$ with largest distance to p by r^p (Figure 3). Since the cone R_p^r is symmetric in \overrightarrow{qr} , the ray halves the angle of R_p^r and it is enough to show that $\angle vrr^p < \frac{\epsilon}{2}$. This is equivalent to $\angle qrr^p > \pi - \frac{\epsilon}{2}$. Therefore, by Lemma 1.4 and the cosine law:

$$\begin{aligned} (\text{dist}(r, q) + (1 - \beta)\delta)^2 &< (\text{dist}(p, q) - \text{dist}(p, r) + \delta)^2 = \text{dist}(r^p, q)^2 \\ &= \text{dist}(r^p, r)^2 + \text{dist}(r, q)^2 - 2 \text{dist}(r^p, r) \text{dist}(r, q) \cos(\angle qrr^p) \\ &= \delta^2 + \text{dist}(r, q)^2 - 2\delta \text{dist}(r, q) \cos(\angle qrr^p). \end{aligned}$$

Hence, we have:

$$\begin{aligned} \cos(\angle qrr^p) &< \frac{\delta^2 + \text{dist}(r, q)^2 - (\text{dist}(r, q) + (1 - \beta)\delta)^2}{2\delta \text{dist}(r, q)} \\ &= \frac{\delta^2 - 2(1 - \beta)\delta \text{dist}(r, q) - (1 - \beta)^2\delta^2}{2\delta \text{dist}(r, q)} \\ &= (\beta - 1) + \frac{(1 - (1 - \beta)^2)\delta}{2 \text{dist}(r, q)} \leq (\beta - 1) + \frac{(1 - (1 - \beta)^2)\delta}{2^{\frac{\text{dist}(p, q)}{4}}} \\ &\leq (\beta - 1) + \frac{2(1 - (1 - \beta)^2)\delta}{\gamma\delta} = (\beta - 1) + \frac{2(1 - (1 - \beta)^2)}{\gamma}. \end{aligned}$$

Choose γ big enough such that by Lemma 2.7 β is small enough to satisfy $\cos(\angle qrr^p) < (\beta - 1) + \frac{2(1 - (1 - \beta)^2)}{\gamma} \leq \cos(\pi - \frac{\epsilon}{2})$. Since the cosine is monotonically decreasing in $[0, \pi]$, we have $\angle qrr^p > \pi - \frac{\epsilon}{2}$. Similarly, we have the same result for R_q^r . \square

Remark 2.10. We will show later in Lemma 2.19 that the point r^p constructed as in the proof of Lemma 2.9 is indeed an extremal point of r .

Lemma 2.11. *There is a γ such that if a δ -alone vertex r lies in the neighborhood of a γ -appropriate edge pq and x, y are the neighbors of r in an optimal tour containing pq , then $\angle xry > 60^\circ$.*

Proof. By Lemma 2.7 there is a γ such that if pq is γ -appropriate, then $\text{dist}(p, r) + \text{dist}(r, q) - \text{dist}(p, q) < \delta$ and especially $\text{dist}(p, r) + \text{dist}(r, q) - \text{dist}(p, q) \leq 2\delta$. Hence, by Lemma 1.9 we have:

$$\begin{aligned} \angle xry &\geq \arccos\left(1 - \frac{(2\delta + \text{dist}(p, q) - \text{dist}(p, r) - \text{dist}(r, q))^2}{2\delta^2}\right) \\ &> \arccos\left(1 - \frac{\delta^2}{2\delta^2}\right) = \arccos\left(\frac{1}{2}\right) = 60^\circ. \end{aligned} \quad \square$$

Corollary 2.12. *There exists a γ such that if a δ -alone vertex r lies in the neighborhood of a γ -appropriate edge pq , then r is a potential point with respect to pq and the cones R_p^r and R_q^r .*

Proof. By Lemma 1.5 the neighbors x and y of an optimal tour containing pq lie in $R_p^r \cup R_q^r$. It remains to show that they cannot both lie in R_p^r or R_q^r . We prove it similar to Lemma 9 in [2]. We can choose γ by Lemma 2.9 such that the angles of the cones R_p^r and R_q^r are less than 60° . But by Lemma 2.11 we get $\angle xry > 60^\circ$, therefore they cannot lie in the same cone. \square

Definition 2.13. Given a point c with $\text{dist}(c, pq) = \delta$. Consider the disc D with radius 2δ around c . If the orthogonal projection of D to pq lies in the $\frac{1}{2}$ -subedge of pq , we define the *test region* T around a center c as $\{x \in \mathbb{R}^2 \mid \text{dist}(x, c) \leq \delta, \text{dist}_y(x, c) \geq \frac{1}{2}\delta\}$ and the *test area* as $T^a := D \cap [0, 1]^2$ (Figure 4).

The test area lies in the neighborhood of pq , since by definition the orthogonal projection of T^a to pq lies in the $\frac{1}{2}$ -subedge and for every point $z \in T^a$ we have $\text{dist}(z, pq) \leq \text{dist}(z, c) + \text{dist}(c, pq) \leq 3\delta$ which is the height of the neighborhood.

Definition 2.14. A test region has two connected components, we call the one with smaller distance to pq the *lower test region* T^l and the other the *upper test region* T^u . Define $F_{T^u} := n\lambda(T^u)$.

Since $\lambda(T^u) = \lambda(T^l)$ scales linearly with $\delta^2 = \frac{1}{n}$, F_{T^u} is a constant. Moreover, we have $\lambda(T^u) = \lambda(T^l) = \frac{F_{T^u}}{n}$.

Lemma 2.15. *There is a constant $0 < l_T < 1$ such that for every test region T with center c and every point $r \in T$ we have $\text{dist}_x(r, c) \leq l_T\delta$.*

Proof. Let g be the line parallel to pq through c and let z be the orthogonal projection of r onto g (Figure 5). Then we have the following two identities:

$$\begin{aligned} \text{dist}_x(r, c) &= \text{dist}(z, c) = \cos(\angle rcz) \text{dist}(r, c) \leq \cos(\angle rcz)\delta \\ \sin(\angle rcz)\delta &\geq \sin(\angle rcz) \text{dist}(r, c) = \text{dist}(r, z) \geq \frac{1}{2}\delta. \end{aligned}$$

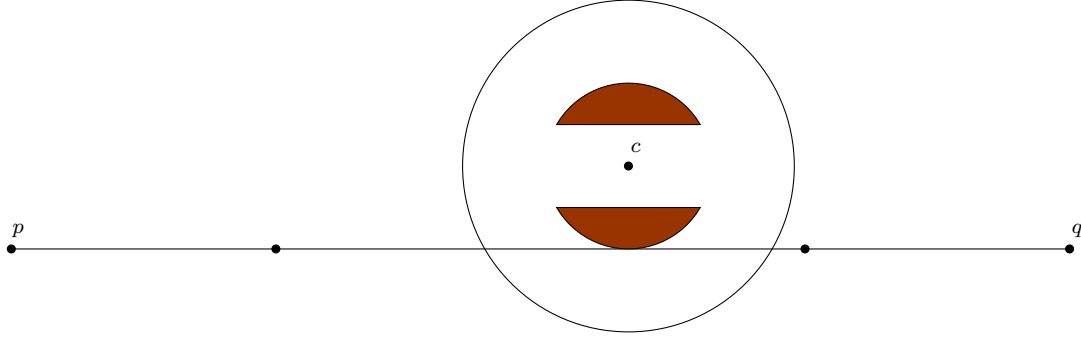


Figure 4: Test region and test area

Since the sine is monotonically increasing in $[0, \frac{\pi}{2}]$ we conclude $\angle rcz \geq 30^\circ$. Altogether, we have:

$$\text{dist}_x(r, c) \leq \cos(\angle rcz)\delta \leq \cos(30^\circ)\delta.$$

Hence, we can define $l_T := \cos(30^\circ) = \frac{\sqrt{3}}{2}$. □

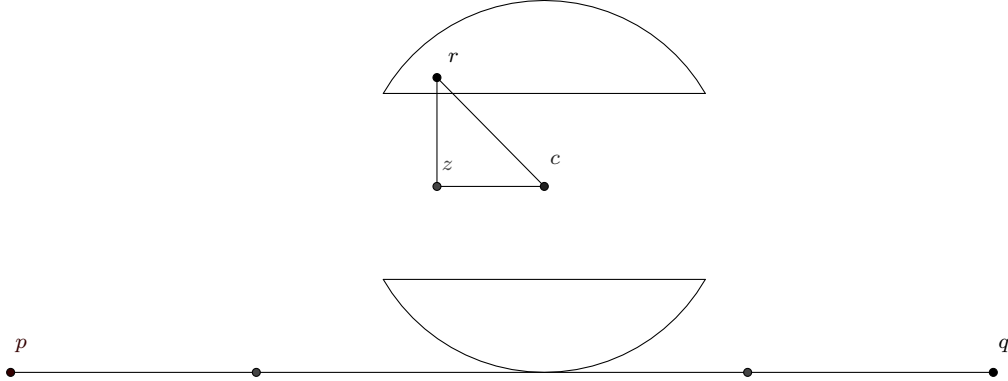


Figure 5: Sketch for Lemma 2.15

Lemma 2.16. *There is a constant $\varphi_T > 0$ such that for any two points $r \in T^u$ and $s \in T^l$ in a test region T we have $\angle rsp \geq \varphi_T$ and $\angle qsr \geq \varphi_T$.*

Proof. Choose $\varphi_T := \arctan(\frac{1}{2l_T}) = 30^\circ$. If $\angle rsp \geq 90^\circ$ we are done, so assume $\angle rsp < 90^\circ$. Consider the line g parallel to pq through s . Let \tilde{p} be the orthogonal projection of p onto g . By the definition of test region p and r lie on different sides of the line g . Therefore $\angle rsp \geq \angle rs\tilde{p}$ and it is enough to show that $\angle rs\tilde{p} \geq \varphi_T$. Now $\text{dist}_y(r, s) = \text{dist}_y(r, c) + \text{dist}_y(c, s) \geq \delta$ by the definition of test region where c is the center of the test region. Moreover, by Lemma 2.15 we have $\text{dist}_x(r, s) \leq \text{dist}_x(r, c) + \text{dist}_x(c, s) \leq 2l_T\delta$. Therefore $\tan(\angle rs\tilde{p}) = \frac{\text{dist}_y(r, s)}{\text{dist}_x(r, s)} \geq \frac{\delta}{2l_T\delta} = \frac{1}{2l_T}$. Since the tangent is strictly monotonic increasing in $[0^\circ, 90^\circ]$, we get $\angle rs\tilde{p} \geq \arctan(\frac{1}{2l_T})$. Analogously, we can prove the statement for q . □

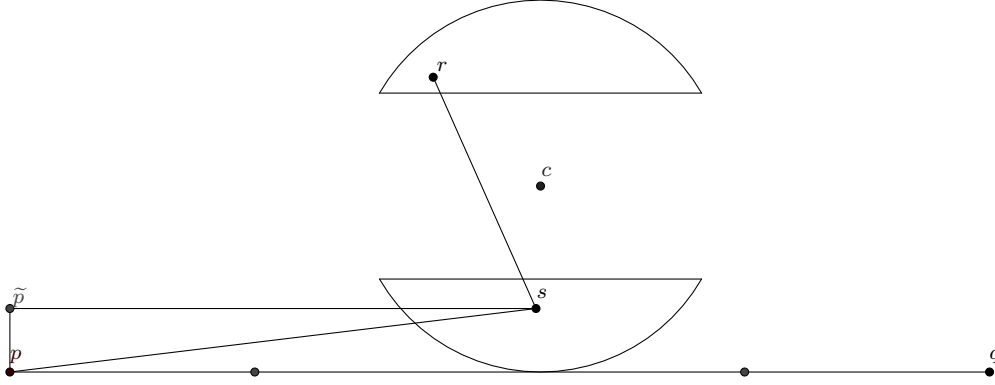


Figure 6: Sketch for Lemma 2.16

Lemma 2.17. *We have $p \in R_p^r$ and $q \in R_q^r$.*

Proof. Let q_r be the intersection point of qr with the circle around r and radius δ . Then, we have:

$$\begin{aligned} \text{dist}(p, q_r) &= \text{dist}(p, q_r) + \text{dist}(q_r, q) - \text{dist}(q_r, q) \geq \text{dist}(p, q) - \text{dist}(q_r, q) \\ &= \text{dist}(p, q) + \delta - \text{dist}(r, q). \end{aligned}$$

Therefore, we have by definition $q \in R_q^r$ and similarly $p \in R_p^r$. \square

Corollary 2.18. *There is a γ such that for every γ -appropriate edge pq , test region T and any two δ -alone vertices r, s with $r \in T^u$ and $s \in T^l$ we have $r \notin R_p^s \cup R_q^s$.*

Proof. Assume that $r \in R_p^s$. By Lemma 2.17 we know that $p \in R_p^s$. Hence, the angle of R_p^s is at least $\angle rsp$. By Lemma 2.9 we can choose γ big enough such that the angle of the cone R_p^s is less than φ_T . But by Lemma 2.16 $\angle rsp \geq \varphi_T$, contradiction. Similarly, we can show $r \notin R_q^s$. \square

Lemma 2.19. *There is a γ such that if a δ -alone vertex r lies in a test region of a γ -appropriate pq , then the orthogonal projection of the extremal point r^p onto pq lies between p and r' . In particular, we have $\text{dist}_x(p, r^p) + \text{dist}_x(r^p, r) = \text{dist}_x(p, r)$ and r^p is one of the endpoints of $R_p^r \cap \Gamma$ where Γ is the circle with radius δ around r .*

Proof. Let v and \tilde{p} be the second intersection point of the ray \vec{qr} and \vec{pr} with Γ , respectively (Figure 3). Γ lies in the disc with radius 2δ around the center of the test region, so by the definition of test region, it lies in the neighborhood of pq . By the definition of neighborhood r' lies between p and q . The ray \vec{qr} passes r before passing v , thus v' lies between p and r . Similarly, \tilde{p}' lies between r' and q . Because of $q \neq r'$ we have $v' \neq r'$. So we can choose by Lemma 2.9 γ such that the angle of R_p^r is small enough to ensure that the orthogonal projection of the arc $R_p^r \cap \Gamma$ also lies between p and r' and does not contain r' . But we know that \tilde{p}' lies between r' and q and hence it does not lie on the arc. By Lemma 1.8 the extremal point r^p is one of the endpoints of $R_p^r \cap \Gamma$ and hence the orthogonal projection of r^p onto pq lies between p and r' . \square

Lemma 2.20. *There is a γ such that if a δ -alone vertex r lies in a test region of a γ -appropriate edge pq , then the extremal point r^p and p lie on different sides of qr . Similarly, under the same condition r^q and q lie on different sides of pr .*

Proof. Let Γ be the circle around r with radius δ and r^p, r_2^p be the two endpoints of $R_p^r \cap \Gamma$. Since R_p^r is symmetric to qr , these points lie on different sides of qr and we can assume that r^p and p lie on different sides of qr . Since qr is by symmetry the perpendicular bisector of $r^p r_2^p$, we have $\text{dist}(p, r^p) > \text{dist}(p, r_2^p)$. By Lemma 2.19 there is a γ such that if pq is γ -appropriate, one of the two points is the extremal point. Therefore, r^p is the extremal point. Analogously, we can prove that r^q and q lie on different sides of pr . \square

Lemma 2.21. *There is a γ such that if a δ -alone vertex r lies in a test region of a γ -appropriate pq , then we have $\text{dist}(p, r^p) < \text{dist}_x(p, r) - l_T \delta$ and $\text{dist}(q, r^q) < \text{dist}_x(q, r) - l_T \delta$.*

Proof. Let g be the parallel line to pq through r , Γ be the circle with radius δ around r . We define u as the intersection point of Γ with g that lies on the same side of qr as p and v be the second intersection point of the ray \vec{qr} and Γ . (Figure 3). By Lemma 2.19 and Lemma 2.20 there is a γ_1 such that if pq is γ_1 -appropriate, the extremal point r^p is an endpoint of $R_p^r \cap \Gamma$ and it lies on the opposite sides of qr than u , hence $\angle r^p r u = \angle r^p r v + \angle v r u = \angle r^p r v + \angle r q p$. Choose some $\epsilon > 0$ such that $l_T + \epsilon < 1$. By Lemma 2.9 and 2.8 we can choose γ_2 such that if pq is γ_2 -appropriate, then $\cos(\angle r^p r u) = \cos(\angle r^p r v + \angle r q p) > l_T + \epsilon$. Thus

$$\text{dist}_x(r^p, r) = \cos(\angle r^p r u) \delta = \cos(\angle r^p r v + \angle r q p) \delta > (l_T + \epsilon) \delta.$$

Since the extremal points lie on the circle with radius δ around r , they lie in the disc with radius 2δ around the center of the test region. Thus, by the definition of test region they lie in the neighborhood of pq . So we can choose by Lemma 2.6 γ_3 such that if pq is γ_3 -appropriate, then $\text{dist}(p, r^p) - \text{dist}_x(p, r^p) < \epsilon \delta$. Therefore, for $\gamma = \max\{\gamma_1, \gamma_2, \gamma_3\}$ we have altogether:

$$\begin{aligned} \text{dist}(p, r^p) &< \text{dist}_x(p, r^p) + \epsilon \delta < \text{dist}_x(p, r^p) + \text{dist}_x(r^p, r) - (l_T + \epsilon) \delta + \epsilon \delta \\ &= \text{dist}_x(p, r) - l_T \delta. \end{aligned}$$

Similarly, we can show the statement for q and r^q . \square

Lemma 2.22. *There is a γ such that if a δ -alone vertex r lies in a test region with center c of a γ -appropriate edge pq , then:*

$$\begin{aligned} \text{dist}(p, r^p) &< \text{dist}_x(p, c) \\ \text{dist}(r^q, q) &< \text{dist}_x(c, q). \end{aligned}$$

Proof. By Lemma 2.15 we have $\text{dist}_x(r, c) < l_T \delta$. We can choose γ by Lemma 2.21 big enough such that $\text{dist}(p, r^p) < \text{dist}_x(p, r) - l_T \delta$. Therefore, $\text{dist}(p, r^p) < \text{dist}_x(p, r) - l_T \delta < \text{dist}_x(p, r) - \text{dist}_x(r, c) \leq \text{dist}_x(p, c)$. Similarly, we can prove $\text{dist}(r^q, q) < \text{dist}_x(c, q)$. \square

Definition 2.23. We call a test region *occupied* if there is a vertex r in the upper and a vertex s in the lower test region. Moreover, an occupied test region is *certifying* if r and s are δ -alone. It is *strongly certifying*, if the test area only contains the two vertices r and s .

Theorem 2.24. *There is a γ such that a γ -appropriate edge pq is useless if there is a certifying test region.*

Proof. By Theorem 1.10 it is enough to ensure that r and s are potential points, $r \notin R_p^s \cup R_q^s$, $s \notin R_p^r \cup R_q^r$ and

$$\begin{aligned} \text{dist}(p, q) - \text{dist}(r, s) - \text{dist}(p, r^p) - \text{dist}(s^q, q) + 2\delta &> 0 \\ \text{dist}(p, q) - \text{dist}(r, s) - \text{dist}(p, s^p) - \text{dist}(r^q, q) + 2\delta &> 0. \end{aligned}$$

By Corollary 2.12 we can choose a γ_1 such that if pq is γ_1 -appropriate, then r and s are potential points. In the proof of Theorem 1.10 we need $r \notin R_p^s \cup R_q^s$ and $s \notin R_p^r \cup R_q^r$ to exclude that rs is part of the tour. Note that this already follows from $r \notin R_p^s \cup R_q^s$, since we know that every neighbor of s lies in $R_p^s \cup R_q^s$. By Corollary 2.18 there is a γ_2 such that if pq is γ_2 -appropriate, then we have $r \notin R_p^s \cup R_q^s$. Let c be the center of the test region. Since r and s both lie in the test region with center c , we have $\text{dist}(r, s) \leq \text{dist}(r, c) + \text{dist}(c, s) \leq 2\delta$ and it is enough to show.

$$\begin{aligned} \text{dist}(p, q) - \text{dist}(p, r^p) - \text{dist}(s^q, q) &> 0 \\ \text{dist}(p, q) - \text{dist}(p, s^p) - \text{dist}(r^q, q) &> 0. \end{aligned}$$

By Lemma 2.22 there is a γ_3 such that for a γ_3 -appropriate edge pq we have:

$$\begin{aligned} \text{dist}(p, r^p) + \text{dist}(s^q, q) &< \text{dist}_x(p, c) + \text{dist}_x(c, q) = \text{dist}(p, q) \\ \text{dist}(p, s^p) + \text{dist}(r^q, q) &< \text{dist}_x(p, c) + \text{dist}_x(c, q) = \text{dist}(p, q). \end{aligned}$$

Hence, $\gamma = \max\{\gamma_1, \gamma_2, \gamma_3\}$ satisfies the condition. \square

Now we want to define for each edge a certain number of test regions. The number of test regions is dependent on the length of the edge. An edge is then useless if any of these is certifying.

Lemma 2.25. *There exists a γ such that given a γ -appropriate edge pq , there is a subneighborhood of pq that lies completely inside the unit square.*

Proof. We can w.l.o.g. assume that the angle formed by the line pq with the x -axis is $0^\circ \leq \alpha \leq 45^\circ$, otherwise we can rotate and mirror the unit square. Moreover, let p lie left of q and let uv be the $\frac{1}{2}$ subedge of pq where $\text{dist}(p, u) < \text{dist}(p, v)$. Let z be a point in the neighborhood of pq (Figure 7). Denote the x - and y -coordinate of a point t by t_x

and t_y . By assumption we have $p_x \leq q_x$ and $p_y \leq q_y$. We first show $0 \leq z_x \leq 1$. We know by the definition of neighborhood $|z'_x - z_x| \leq \text{dist}(z, z') \leq 3\delta$. Moreover

$$u_x - p_x = \frac{q_x - p_x}{4} = \cos(\alpha) \frac{\text{dist}(p, q)}{4} \geq \cos(45^\circ) \frac{\gamma\delta}{4} = \frac{\gamma}{4\sqrt{2}}\delta.$$

and similarly $q_x - v_x \geq \frac{\gamma}{4\sqrt{2}}\delta$. Now, we can choose $\gamma \geq 24$ to get:

$$\begin{aligned} z_x - p_x &\geq z'_x - |z'_x - z_x| - p_x \geq u_x - p_x - |z'_x - z_x| \\ &\geq \frac{\gamma}{4\sqrt{2}}\delta - 3\delta \geq 0 \end{aligned}$$

and similarly $q_x - z_x \geq 0$. Hence, we have $0 \leq p_x \leq z_x \leq q_x \leq 1$. It remains to show $0 \leq z_y \leq 1$. We have $|z'_y - z_y| \leq \text{dist}(z, z') \leq 3\delta$. Now we distinguish two cases. The first case is $30^\circ \leq \alpha \leq 45^\circ$, in this case we have:

$$u_y - p_y = \frac{q_y - p_y}{4} = \sin(\alpha) \frac{\text{dist}(p, q)}{4} \geq \sin(30^\circ) \frac{\gamma\delta}{4} \geq \frac{\gamma}{8}\delta$$

and similarly $v_y - q_y \geq \frac{\gamma}{8}\delta$. For $\gamma \geq 24$ we have:

$$\begin{aligned} z_y - p_y &\geq z'_y - |z'_y - z_y| - p_y \geq u_y - p_y - |z'_y - z_y| \\ &\geq \frac{\gamma}{8}\delta - 3\delta \geq 0, \end{aligned}$$

similarly $q_y - z_y \geq 0$. Therefore $0 \leq p_y \leq z_y \leq q_y \leq 1$ and we are done.

In the second case $\alpha < 30^\circ$ we have $q_y - p_y = \tan(\alpha)(q_x - p_x) < \tan(30^\circ)(q_x - p_x) \leq \tan(30^\circ) = \frac{1}{\sqrt{3}}$. By the pigeon-hole principle either $1 - q_y > \frac{1}{2} - \frac{1}{2\sqrt{3}}$ or $p_y > \frac{1}{2} - \frac{1}{2\sqrt{3}}$. Let w.l.o.g. $1 - q_y > \frac{1}{2} - \frac{1}{2\sqrt{3}}$, in this case we want to show that the subneighborhood above pq is lying completely in the unit square. So let z lie in this subneighborhood. Obviously we have $z_y \geq p_y \geq 0$. Since $\gamma\delta \leq \text{dist}(p, q) \leq \sqrt{2}$ and $\gamma \geq 24$ we have $\delta \leq \frac{\sqrt{2}}{\gamma} \leq \frac{\sqrt{2}}{24}$. Thus, $z_y \leq z'_y + |z_y - z'_y| \leq q_y + |z_y - z'_y| < \frac{1}{2} + \frac{1}{2\sqrt{3}} + 3\delta \leq \frac{1}{2} + \frac{1}{2\sqrt{3}} + \frac{\sqrt{2}}{8} < 1$. \square

Definition 2.26. We denote the smallest γ satisfying the conditions of Theorem 2.24 and Lemma 2.25 by $\bar{\gamma}$. If an edge is $\bar{\gamma}$ -appropriate we call it *long*.

Different to [2] we do not just check a constant numbers of pairs r, s if they can certify that the edge pq is useless, but at most $f(n)$ pairs for some function $f : \mathbb{N} \rightarrow \mathbb{N}$. Now, we fix such a function f .

Definition 2.27. For every long edge pq we divide the $\frac{1}{2}$ -subedge uv equally into $\min\{f(n), \lfloor \frac{\text{dist}(u, v)}{4\delta} \rfloor\}$ parts. By Lemma 2.25 there is a subneighborhood that lies inside of the unit square. Place inside of this subneighborhood test regions for each of the subdivisions of uv such that the orthogonal projections of the test regions' centers coincide with the centers of the subdivisions (Figure 8). We call the constructed test regions the *canonical test regions* of pq .

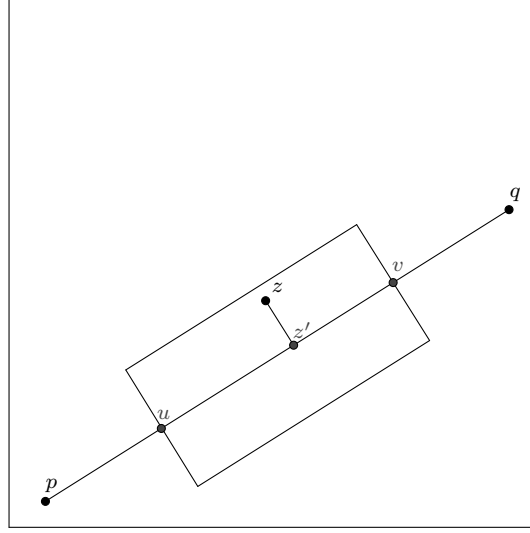


Figure 7: Sketch for Lemma 2.25

The subneighborhood has height 3δ and the test regions 2δ , therefore the constructed canonical test regions lie completely in the subneighborhood and hence in the unit square. Remember that the test area was defined as the intersection of a disc with the unit square and note that the test area of a canonical test region is not necessarily a disc. Since pq has at least length $\bar{\gamma}\delta$, the $\frac{1}{2}$ -subedge has at least length $\frac{\bar{\gamma}\delta}{2}$. Therefore, we constructed at least $\frac{\bar{\gamma}\delta}{2 \cdot 4\delta} = \frac{\bar{\gamma}}{8}$ canonical test regions for every long edge.

Definition 2.28. For every edge pq , let m_{pq}^n be the number of canonical test regions constructed this way. We number the canonical test regions and let $M_{pq}^n := \{1, \dots, m_{pq}^n\}$ be the index set of the canonical test regions. Let $\hat{\gamma} := \frac{\bar{\gamma}}{8}$ be the minimum number of canonical test regions of a long edge.

Note that $m_{pq}^n = 0$ is possible if the edge is not long.

Definition 2.29. The i th canonical test region is called T_i where T_i^u and T_i^l are the upper and lower test region, T_i^a the test area and $\tilde{T}_i := \cup_{h \in M_{pq}^n \setminus \{i\}} T_h^a$ consists of all other canonical test areas except the i th.

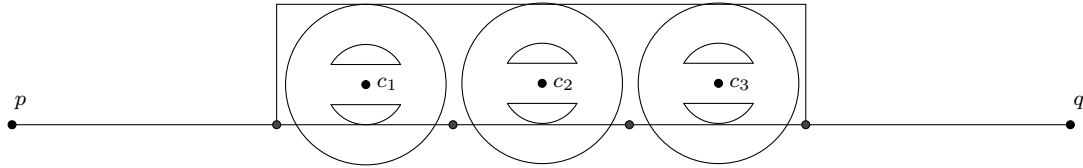


Figure 8: The canonical test region and test area

Lemma 2.30. *The test areas of two different canonical test regions intersect in at most one point.*

Proof. Every test area has width 4δ by construction. By the definition of canonical test region every subdivision of the $\frac{1}{2}$ -subedge has length at least 4δ . The statement follows from the fact that the test regions are constructed centered to the subdivisions. \square

Theorem 2.31. *A long edge is useless if there is a strongly certifying canonical test region T_i .*

Proof. Let $r \in T_i^u$, $s \in T_i^l$ and D_r resp. D_s be the discs around r resp. s with radius δ . For every point $z \in D_r$ we have $\text{dist}(z, c_i) \leq \text{dist}(z, r) + \text{dist}(r, c_i) \leq 2\delta$ where c_i is the center of the test region T_i . Hence D_r lies in T_i^a and similarly D_s also lies in T_i^a . By assumption T_i^a and hence D_r and D_s do not contain any other points except r and s . Moreover, we have $\text{dist}(r, s) \geq \text{dist}_y(T_i^u, T_i^l) = \delta$, hence r and s are δ -alone and we can apply Theorem 2.24. \square

2.2 Probabilistic Analysis

In this section we estimate the probability that an edge cannot be deleted by our modified criterion on a random instance. The idea is to first show that the events of different canonical test regions being strongly certifying become almost mutually independent for large n . That means that the probability that all test regions are not strongly certifying is approximately equal to the probability of one test region being not strongly certifying to the power of the number of canonical test regions. With this estimate we can bound the expected value of the number of edges that are not detected as useless in the next section. We will start with some basic definitions and properties.

Definition 2.32. Let A_i and B_i be events defined as follows:

- A_i is the event that T_i is not occupied;
- B_i is the event that T_i is occupied but not strongly certifying.

Note that $\Pr[A_i]$ and $\Pr[B_i]$ are dependent on the number of vertices n of the random instance. Observe that if $A_i^c \wedge B_i^c$ happens, then the test region T_i is strongly certifying and therefore pq is useless. By construction, we know that p and q do not lie in any T_i^a and do not influence A_i or B_i for any i . Therefore, we can assume that $p = U_{n-1}$, $q = U_n$, discard p and q for simplicity and just consider $n - 2$ uniformly distributed vertices in $[0, 1]^2$.

Definition 2.33. Let C be a subset of the unit square. We define:

- $\text{Least}(C, k)$ as the event that C contains at least k vertices;
- $\text{Most}(C, k)$ as the event that C contains at most k vertices;
- $\text{Empty}(C)$ as the event that C does not contain any vertex;
- $\text{Exact}(C, k)$ as the event that C contains exactly k vertices.

With the definition we can express A_i as the event $\text{Empty}(T_i^l) \vee \text{Empty}(T_i^u)$ and B_i as the event $\text{Least}(T_i^u, 1) \wedge \text{Least}(T_i^l, 1) \wedge \text{Least}(T_i^a, 3)$.

Lemma 2.34. *Let $p, q \notin Y \subseteq [0, 1]^2$ be a Lebesgue measurable set, then we have $\Pr[\text{Empty}(Y)] = (1 - \lambda(Y))^{n-2}$. Moreover, if $Z \subseteq [0, 1]^2$ is also Lebesgue measurable and $Y \cap Z$ has measure zero, then $\Pr[\text{Empty}(Y) | \text{Empty}(Z)] = (\frac{1-\lambda(Z)-\lambda(Y)}{1-\lambda(Z)})^{n-2} = (1 - \frac{\lambda(Y)}{1-\lambda(Z)})^{n-2}$.*

Proof. If no vertex lies in Y , then all vertices lie in $[0, 1]^2 \setminus Y$ with area $1 - \lambda(Y)$. Since the vertices are uniformly distributed, the probability for one vertex not lying in Y is $1 - \lambda(Y)$. We already know that $p, q \notin Y$, so the probability that the remaining $n - 2$ independently uniformly distributed vertices do not lie in Y is $(1 - \lambda(Y))^{n-2}$.

Now if the measure of $Y \cap Z$ is zero, then we have $\lambda(Y \cup Z) = \lambda(Y) + \lambda(Z)$. Since we know that Z is empty, the vertices are uniformly distributed in $[0, 1]^2 \setminus Z$ with area $1 - \lambda(Z)$. If also no vertex lies in Y , we have that every vertex lies in $[0, 1]^2 \setminus (Y \cup Z)$ with area $1 - \lambda(Y) - \lambda(Z)$. Thus, the probability for one vertex not lying in Y is $\frac{1-\lambda(Y)-\lambda(Z)}{1-\lambda(Z)}$. Again, using the independent distribution of the vertices we get the result. \square

Now, we can estimate the conditional probabilities of A_i and B_i given that some set is empty.

Definition 2.35. For a fixed edge pq , we define:

$$\begin{aligned} A(n) &:= 2 \left(1 - \frac{F_{T^u}}{n}\right)^{n-2} - \left(1 - \frac{2F_{T^u}}{n}\right)^{n-2} \\ \tilde{A}(n) &:= 2 \left(1 - \frac{F_{T^u}}{n - 4\pi(m_{pq}^n - 1)}\right)^{n-2} - \left(1 - \frac{2F_{T^u}}{n}\right)^{n-2} \\ \tilde{B}(n) &:= 1 - \left(1 - \frac{4\pi}{n - 4\pi(m_{pq}^n - 1)}\right)^{n-4}. \end{aligned}$$

Lemma 2.36. *We have for every $i \in M_{pq}^n$:*

$$\begin{aligned} A(n) &= \Pr[A_i] \\ \tilde{A}(n) &\leq \Pr[A_i | \text{Empty}(\tilde{T}_i)] \\ \tilde{B}(n) &\geq \Pr[\text{Least}(T_i^a, 1) | \text{Empty}(\tilde{T}_i) \wedge (U_1, U_2 \notin T_i^a)]. \end{aligned}$$

Proof. We have:

$$\begin{aligned} \Pr[A_i] &= \Pr[\text{Empty}(T_i^u) \vee \text{Empty}(T_i^l)] \\ &= \Pr[\text{Empty}(T_i^u)] + \Pr[\text{Empty}(T_i^l)] - \Pr[\text{Empty}(T_i^u) \wedge \text{Empty}(T_i^l)]. \end{aligned}$$

By Lemma 2.34 $\Pr[\text{Empty}(T_i^u)] = \Pr[\text{Empty}(T_i^l)] = \left(1 - \frac{F_{T^u}}{n}\right)^{n-2}$ and $\Pr[\text{Empty}(T_i^u) \wedge \text{Empty}(T_i^l)] = \left(1 - \frac{2F_{T^u}}{n}\right)^{n-2}$, this proves the first statement. For the second statement we have similarly:

$$\begin{aligned} \Pr[A_i | \text{Empty}(\tilde{T}_i)] &= \Pr[\text{Empty}(T_i^u) | \text{Empty}(\tilde{T}_i)] + \Pr[\text{Empty}(T_i^l) | \text{Empty}(\tilde{T}_i)] \\ &\quad - \Pr[\text{Empty}(T_i^u \cup T_i^l) | \text{Empty}(\tilde{T}_i)]. \end{aligned}$$

Since \tilde{T}_i consists of the intersection of $(m_{pq}^n - 1)$ discs with the unit square, we have $\lambda(\tilde{T}_i) \leq \pi(2\delta)^2(m_{pq}^n - 1) = \frac{4\pi}{n}(m_{pq}^n - 1)$. By Lemma 2.30 $T_i \cap \tilde{T}_i$ has measure zero, so we can apply Lemma 2.34 and conclude:

$$\begin{aligned} \Pr[\text{Empty}(T_i^u) | \text{Empty}(\tilde{T}_i)] &= \Pr[\text{Empty}(T_i^l) | \text{Empty}(\tilde{T}_i)] = \left(1 - \frac{F_{T^u}}{n(1 - \lambda(\tilde{T}_i))}\right)^{n-2} \\ &\geq \left(1 - \frac{F_{T^u}}{n - 4\pi(m_{pq}^n - 1)}\right)^{n-2} \\ \Pr[\text{Empty}(T_i^u \cup T_i^l) | \text{Empty}(\tilde{T}_i)] &= \left(1 - \frac{2F_{T^u}}{n(1 - \lambda(\tilde{T}_i))}\right)^{n-2} \\ &\leq \left(1 - \frac{2F_{T^u}}{n}\right)^{n-2}. \end{aligned}$$

Plugging into the expression shows the second equation.

For the third statement we know that in addition to p and q the vertices U_1 and U_2 are not in T_i^a , so we only have to consider $n - 4$ uniformly distributed vertices. Similarly to the second case, we have:

$$\begin{aligned} &\Pr[\text{Least}(T_i^a, 1) | \text{Empty}(\tilde{T}_i) \wedge (U_1, U_2 \notin T_i^a)] \\ &= 1 - \Pr[\text{Empty}(T_i^a) | \text{Empty}(\tilde{T}_i) \wedge (U_1, U_2 \notin T_i^a)] = 1 - \left(1 - \frac{\lambda(T_i^a)}{1 - \lambda(\tilde{T}_i)}\right)^{n-4} \\ &\leq 1 - \left(1 - \frac{4\pi}{n - 4\pi(m_{pq}^n - 1)}\right)^{n-4}. \end{aligned} \quad \square$$

Lemma 2.37. *We have $\Pr[B_i | \text{Empty}(\tilde{T}_i)] \leq \tilde{B}(n)(1 - \tilde{A}(n))$.*

Proof. If B_i happens, then A_i does not happen by definition. By Lemma 2.36 we have $\Pr[A_i^c | \text{Empty}(\tilde{T}_i)] = 1 - \Pr[A_i | \text{Empty}(\tilde{T}_i)] \leq 1 - \tilde{A}(n)$. Now, we define two random variables Z^u and Z^l as follows: $Z^u = 0$ and $Z^l = 0$ if T_i^u resp. T_i^l is empty, otherwise we choose uniformly at random two vertices U_a and U_b from all vertices lying in T_i^u resp. T_i^l and set $Z^u = a$ resp. $Z^l = b$. The event $Z^u \neq 0 \wedge Z^l \neq 0$ is equivalent to A_i^c . With our

assumption $p = U_{n-1}$ and $q = U_n$ we have:

$$\begin{aligned}
& \Pr[B_i | A_i^c \wedge \text{Empty}(\tilde{T}_i)] \\
&= \sum_{\substack{a,b \in \\ \{0, \dots, n\}}} \Pr[B_i | (Z^u, Z^l) = (a, b) \wedge A_i^c \wedge \text{Empty}(\tilde{T}_i)] \cdot \Pr[(Z^u, Z^l) = (a, b) | A_i^c \wedge \text{Empty}(\tilde{T}_i)] \\
&= \sum_{\substack{a,b \in \\ \{1, \dots, n-2\}}} \Pr[B_i | (Z^u, Z^l) = (a, b) \wedge A_i^c \wedge \text{Empty}(\tilde{T}_i)] \cdot \Pr[(Z^u, Z^l) = (a, b) | A_i^c \wedge \text{Empty}(\tilde{T}_i)] \\
&= \sum_{\substack{a,b \in \{1, \dots, n-2\} \\ a \neq b}} \Pr[B_i | (Z^u, Z^l) = (a, b) \wedge \text{Empty}(\tilde{T}_i)] \cdot \Pr[(Z^u, Z^l) = (a, b) | A_i^c \wedge \text{Empty}(\tilde{T}_i)] \\
&= \Pr[B_i | (Z^u, Z^l) = (1, 2) \wedge \text{Empty}(\tilde{T}_i)].
\end{aligned}$$

The last equality holds since $\sum_{\substack{a,b \in \{1, \dots, n-2\} \\ a \neq b}} \Pr[(Z^u, Z^l) = (a, b) | A_i^c \wedge \text{Empty}(\tilde{T}_i)] = 1$ and by symmetry we know that $\Pr[B_i | (Z^u, Z^l) = (a, b) \wedge \text{Empty}(\tilde{T}_i)]$ and $\Pr[(Z^u, Z^l) = (a, b) | A_i^c \wedge \text{Empty}(\tilde{T}_i)]$ are equal for all pairs $a \neq b$. To evaluate $\Pr[B_i | (Z^u, Z^l) = (1, 2) \wedge \text{Empty}(\tilde{T}_i)]$ note that this is the probability that a vertex other than U_1 and U_2 lies in T_i^a . This is equivalent to that if we discard U_1 and U_2 , at least one of the remaining $n-4$ vertices lies in T_i^a . Hence, the probability is by Lemma 2.36 at most $\tilde{B}(n)$. Altogether we get the upper bound for the probability:

$$\Pr[B_i | \text{Empty}(\tilde{T}_i)] = \Pr[B_i | A_i^c \wedge \text{Empty}(\tilde{T}_i)] \Pr[A_i^c | \text{Empty}(\tilde{T}_i)] \leq \tilde{B}(n)(1 - \tilde{A}(n)).$$

This proves the claim. \square

Our next aim is to show the almost mutually independence of $A_i \vee B_i$ for $i \in M_{pq}^n$. To achieve this, we need some lemmas on how the probabilities of A_i and B_i depend on the number of vertices in \tilde{T}_i .

Lemma 2.38. *For all $J \subseteq M_{pq}^n$ with $i \notin J$ the probabilities $\Pr[A_i | \text{Exact}(\tilde{T}_i, n-k)]$, $\Pr[\bigwedge_{j \in J} A_j | \text{Exact}(\tilde{T}_i, k)]$ and $\Pr[B_i | \text{Exact}(\tilde{T}_i, k)]$ are monotonically decreasing in k .*

Proof. If we know that $\text{Exact}(\tilde{T}_i, n-k)$ happens, then we can conclude that k vertices are in $[0, 1]^2 \setminus \tilde{T}_i$. So it is enough to show that $\Pr[A_i | \text{Exact}([0, 1]^2 \setminus \tilde{T}_i, k)]$ is monotonically decreasing in k or $\Pr[A_i^c | \text{Exact}([0, 1]^2 \setminus \tilde{T}_i, k)]$ is monotonically increasing in k . We can w.l.o.g. assume that the vertices U_1, U_2, \dots, U_k lie in $[0, 1]^2 \setminus \tilde{T}_i$. Then, note that if $A_i^c = \text{Least}(T_i^u, 1) \wedge \text{Least}(T_i^l, 1)$ happens when we only consider the vertices U_1, U_2, \dots, U_{k-1} , then A_i^c also happens if we consider U_1, U_2, \dots, U_k , no matter where U_k lies. Therefore, $\Pr[A_i^c | \text{Exact}([0, 1]^2 \setminus \tilde{T}_i, k-1)] \leq \Pr[A_i^c | \text{Exact}([0, 1]^2 \setminus \tilde{T}_i, k)]$. Since the argument holds for all k , we get the first statement. Similarly, we can show $\Pr[(\bigwedge_{j \in J} A_j)^c | \text{Exact}(\tilde{T}_i, k-1)] \leq \Pr[(\bigwedge_{j \in J} A_j)^c | \text{Exact}(\tilde{T}_i, k)]$ from which the second statement follows.

For the third part we use the argument again to show that:

$$\Pr[\text{Empty}(T_i^u) \vee \text{Empty}(T_i^l) \vee \text{Most}(T_i^a, 2) | \text{Exact}(\tilde{T}_i, k)].$$

is monotonically increasing in k . Now, we have $B_i = \text{Least}(T_i^u, 1) \wedge \text{Least}(T_i^l, 1) \wedge \text{Least}(T_i^a, 3)$ and hence

$$\begin{aligned} \Pr[B_i | \text{Exact}(\tilde{T}_i, k)] &= \Pr[\text{Least}(T_i^u, 1) \wedge \text{Least}(T_i^l, 1) \wedge \text{Least}(T_i^a, 3) | \text{Exact}(\tilde{T}_i, k)] \\ &= 1 - \Pr[\text{Empty}(T_i^u) \vee \text{Empty}(T_i^l) \vee \text{Most}(T_i^a, 2) | \text{Exact}(\tilde{T}_i, k)] \end{aligned}$$

is monotonically decreasing in k . \square

Lemma 2.39. *For all $i \in M_{pq}^n$, $J \subseteq M_{pq}^n$ with $i \notin J$ we have:*

$$\Pr[A_i | \wedge_{j \in J} A_j] \leq \Pr[A_i].$$

Proof. We have $\Pr[A_i | \text{Exact}(\tilde{T}_i, k) \wedge (\wedge_{j \in J} A_j)] = \Pr[A_i | \text{Exact}(\tilde{T}_i, k)]$ since the event A_i is independent of A_j for $i \neq j$ given the number of vertices in \tilde{T}_i . Hence

$$\begin{aligned} \Pr[A_i | \wedge_{j \in J} A_j] &= \sum_{k=0}^n \Pr[A_i | \text{Exact}(\tilde{T}_i, k) \wedge (\wedge_{j \in J} A_j)] \Pr[\text{Exact}(\tilde{T}_i, k) | \wedge_{j \in J} A_j] \\ &= \sum_{k=0}^n \Pr[A_i | \text{Exact}(\tilde{T}_i, k)] \Pr[\text{Exact}(\tilde{T}_i, k) | \wedge_{j \in J} A_j]. \end{aligned}$$

By Lemma 2.38 we know that $\Pr[\wedge_{j \in J} A_j | \text{Exact}(\tilde{T}_i, k)]$ is monotonically decreasing in k . So there is a number $h \in \{-1, \dots, n\}$ such that for all $k \leq h$ we have $\frac{\Pr[\wedge_{j \in J} A_j | \text{Exact}(\tilde{T}_i, k)]}{\Pr[\wedge_{j \in J} A_j]} \geq 1$ and for all $k > h$ we have $\frac{\Pr[\wedge_{j \in J} A_j | \text{Exact}(\tilde{T}_i, k)]}{\Pr[\wedge_{j \in J} A_j]} \leq 1$. Hence, for that h we have for all $k \leq h$ the inequality

$$\Pr[\text{Exact}(\tilde{T}_i, k) | \wedge_{j \in J} A_j] = \Pr[\text{Exact}(\tilde{T}_i, k)] \frac{\Pr[\wedge_{j \in J} A_j | \text{Exact}(\tilde{T}_i, k)]}{\Pr[\wedge_{j \in J} A_j]} \geq \Pr[\text{Exact}(\tilde{T}_i, k)]$$

and for all $k > h$ the inequality

$$\Pr[\text{Exact}(\tilde{T}_i, k) | \wedge_{j \in J} A_j] = \Pr[\text{Exact}(\tilde{T}_i, k)] \frac{\Pr[\wedge_{j \in J} A_j | \text{Exact}(\tilde{T}_i, k)]}{\Pr[\wedge_{j \in J} A_j]} \leq \Pr[\text{Exact}(\tilde{T}_i, k)].$$

Moreover, observe the following identity:

$$\sum_{k=0}^n \Pr[\text{Exact}(\tilde{T}_i, k) | \wedge_{j \in J} A_j] = 1 = \sum_{k=0}^n \Pr[\text{Exact}(\tilde{T}_i, k)].$$

By Lemma 2.38 $\Pr[A_i | \text{Exact}(\tilde{T}_i, n - k)]$ is monotonically decreasing in k , thus we can apply Lemma 1.14 with $a_k = \Pr[A_i | \text{Exact}(\tilde{T}_i, n - k)]$, $b_k = \Pr[\text{Exact}(\tilde{T}_i, n - k) | \wedge_{j \in J} A_j]$

and $c_k = \Pr[\text{Exact}(\tilde{T}_i, n - k)]$ to get:

$$\begin{aligned}
\Pr[A_i | \wedge_{j \in J} A_j] &= \sum_{k=0}^n \Pr[A_i | \text{Exact}(\tilde{T}_i, k)] \Pr[\text{Exact}(\tilde{T}_i, k) | \wedge_{j \in J} A_j] \\
&= \sum_{k=0}^n \Pr[A_i | \text{Exact}(\tilde{T}_i, n - k)] \Pr[\text{Exact}(\tilde{T}_i, n - k) | \wedge_{j \in J} A_j] \\
&\leq \sum_{k=0}^n \Pr[A_i | \text{Exact}(\tilde{T}_i, n - k)] \Pr[\text{Exact}(\tilde{T}_i, n - k)] = \Pr[A_i]. \quad \square
\end{aligned}$$

Lemma 2.40. *For all $i \in M_{pq}^n$, $J, L \subseteq M_{pq}^n$ with $i \notin J, L$ and $J \cap L = \emptyset$ we have:*

$$\Pr[B_i | (\wedge_{j \in J} A_j) \wedge (\wedge_{l \in L} B_l)] \leq \Pr[B_i | \text{Empty}(\tilde{T}_i)].$$

Proof. We have $\Pr[B_i | \text{Exact}(\tilde{T}_i, k) \wedge (\wedge_{j \in J} A_j) \wedge (\wedge_{l \in L} B_l)] = \Pr[B_i | \text{Exact}(\tilde{T}_i, k)]$, since B_i is independent of $(\wedge_{j \in J} A_j) \wedge (\wedge_{l \in L} B_l)$ given the number of vertices in \tilde{T}_i . Moreover, by Lemma 2.38 $\Pr[B_i | \text{Exact}(\tilde{T}_i, k)]$ is monotonically decreasing in k , hence:

$$\begin{aligned}
&\Pr[B_i | (\wedge_{j \in J} A_j) \wedge (\wedge_{l \in L} B_l)] \\
&= \sum_{k=0}^n \Pr[B_i | \text{Exact}(\tilde{T}_i, k) \wedge (\wedge_{j \in J} A_j) \wedge (\wedge_{l \in L} B_l)] \Pr[\text{Exact}(\tilde{T}_i, k) | (\wedge_{j \in J} A_j) \wedge (\wedge_{l \in L} B_l)] \\
&= \sum_{k=0}^n \Pr[B_i | \text{Exact}(\tilde{T}_i, k)] \Pr[\text{Exact}(\tilde{T}_i, k) | (\wedge_{j \in J} A_j) \wedge (\wedge_{l \in L} B_l)] \\
&\leq \Pr[B_i | \text{Exact}(\tilde{T}_i, 0)] \sum_{k=0}^n \Pr[\text{Exact}(\tilde{T}_i, k) | (\wedge_{j \in J} A_j) \wedge (\wedge_{l \in L} B_l)] \\
&= \Pr[B_i | \text{Empty}(\tilde{T}_i)]. \quad \square
\end{aligned}$$

The last step is to use all the previous results to bound the probability that all canonical test regions are not strongly certifying.

Lemma 2.41. *Given a partition $I, J \subseteq M_{pq}^n$ we have:*

$$\Pr[\wedge_{i \in I, j \in J} (A_i \wedge B_j)] \leq \Pr[A_1]^{|I|} \Pr[B_1 | \text{Empty}(\tilde{T}_1)]^{|J|}.$$

Proof. Let $I = \{i_1, i_2, \dots, i_{|I|}\}$ and $J = \{j_1, j_2, \dots, j_{|J|}\}$. We have by Lemma 2.39,

Lemma 2.40 and symmetry:

$$\begin{aligned}
& \Pr[\wedge_{i \in I, j \in J} (A_i \wedge B_j)] = \Pr[\wedge_{i \in I} A_i] \Pr[\wedge_{j \in J} B_j \mid \wedge_{i \in I} A_i] \\
&= \prod_{k=1}^{|I|} \Pr[A_{i_k} \mid \wedge_{l < k} A_{i_l}] \Pr[\wedge_{j \in J} B_j \mid \wedge_{i \in I} A_i] \\
&\leq \prod_{k=1}^{|I|} \Pr[A_{i_k}] \prod_{k=1}^{|J|} \Pr[B_{j_k} \mid (\wedge_{l < k} B_{j_l}) \wedge (\wedge_{i \in I} A_i)] \\
&\leq \prod_{k=1}^{|I|} \Pr[A_1] \prod_{k=1}^{|J|} \Pr[B_{j_k} \mid \text{Empty}(\widetilde{T}_{j_k})] \\
&= \Pr[A_1]^{|I|} \Pr[B_1 \mid \text{Empty}(\widetilde{T}_1)]^{|J|}. \quad \square
\end{aligned}$$

Lemma 2.42. *Given an edge pq we have:*

$$\Pr[X_n^{pq} = 1 \mid m_{pq}^n = k] \leq (\Pr[A_1] + \Pr[B_1 \mid \text{Empty}(\widetilde{T}_1)])^k$$

Proof. If the edge cannot be deleted, all m_{pq}^n test regions are not strongly certifying. That means for each test region either A_i or B_i happens. Hence, by Lemma 2.41 we have:

$$\begin{aligned}
\Pr[X_n^{pq} = 1 \mid m_{pq}^n = k] &\leq \Pr[\wedge_{i \in M_{pq}^n} (A_i \vee B_i) \mid m_{pq}^n = k] \\
&= \sum_{s=0}^k \sum_{\substack{|I|=s, |J|=k-s \\ I \cap J = \emptyset}} \Pr[(\wedge_{i \in I} A_i) \wedge (\wedge_{j \in J} B_j)] \\
&\leq \sum_{s=0}^k \binom{k}{s} \Pr[A_1]^s \Pr[B_1 \mid \text{Empty}(\widetilde{T}_1)]^{k-s} \\
&= (\Pr[A_1] + \Pr[B_1 \mid \text{Empty}(\widetilde{T}_1)])^k. \quad \square
\end{aligned}$$

Definition 2.43. Define the function $p(n) := \Pr[A_1] + \Pr[B_1 \mid \text{Empty}(\widetilde{T}_1)]$.

Theorem 2.44. *For every edge pq we have:*

$$\Pr[X_n^{pq} = 1] \leq 64\pi \frac{\widehat{\gamma}^2}{n} + \sum_{l=\widehat{\gamma}}^{f(n)-1} p(n)^l 64\pi \frac{2l+1}{n} + p(n)^{f(n)} \left(1 - 64\pi \frac{f(n)^2}{n}\right).$$

Proof. We have by Lemma 2.42:

$$\begin{aligned}
\Pr[X_n^{pq} = 1] &= \sum_{l=0}^{\infty} \Pr[X_n^{pq} = 1 \mid m_{pq}^n = l] \Pr[m_{pq}^n = l] \\
&\leq p(n)^0 \Pr[m_{pq}^n = 0] + \sum_{l=\widehat{\gamma}}^{f(n)-1} p(n)^l \Pr[m_{pq}^n = l] + p(n)^{f(n)} \Pr[m_{pq}^n = f(n)].
\end{aligned}$$

By the construction of the canonical test regions $\Pr[m_{pq}^n = 0]$ is the probability that pq has length less than $\bar{\gamma}\delta = 8\hat{\gamma}\delta$ and $\Pr[m_{pq}^n = l]$ for $\hat{\gamma} \leq l < f(n)$ is the probability that the random edge pq has length between $8\delta l$ and $8\delta(l+1)$. The first event is equivalent to that q lies in a circle with radius $8\hat{\gamma}\delta = \frac{8\hat{\gamma}}{\sqrt{n}}$ around p . This has probability at most $64\pi\frac{\hat{\gamma}^2}{n}$. The second event is equivalent to q is not lying in the circle with radius $8l\delta = \frac{8l}{\sqrt{n}}$ around p but in the circle with radius $8(l+1)\delta = \frac{8(l+1)}{\sqrt{n}}$ around p . This probability is less or equal to $64\pi\frac{2l+1}{n}$, since this is an upper bound for the area of the circle ring intersected with $[0, 1]^2$. Let $k := f(n) - \hat{\gamma} + 1$ and define the sequences $(a_i)_{0 \leq i \leq k}$, $(b_i)_{0 \leq i \leq k}$ and $(c_i)_{0 \leq i \leq k}$ as follows:

$$\begin{aligned} a_i &= \begin{cases} p(n)^0 & \text{if } i=0 \\ p(n)^{i-1+\hat{\gamma}} & \text{else} \end{cases} \\ b_i &= \begin{cases} \Pr[m_{pq}^n = 0] & \text{if } i=0 \\ \Pr[m_{pq}^n = i-1+\hat{\gamma}] & \text{else} \end{cases} \\ c_i &= \begin{cases} 64\pi\frac{\hat{\gamma}^2}{n} & \text{if } i=0 \\ 64\pi\frac{2((i-1)+\hat{\gamma})+1}{n} & \text{if } 1 \leq i \leq f(n) - \hat{\gamma} \\ 1 - 64\pi\frac{\hat{\gamma}^2}{n} - \sum_{l=\hat{\gamma}}^{f(n)-1} 64\pi\frac{2l+1}{n} = 1 - 64\pi\frac{f(n)^2}{n} & \text{if } i = f(n) - \hat{\gamma} + 1. \end{cases} \end{aligned}$$

We have a_i is monotonically decreasing, $\sum_{i=0}^k b_i = \sum_{i=0}^k \Pr[m_{pq}^n = i] = 1$ and $\sum_{i=0}^k c_i = 1$ by definition and we showed above that $b_i \leq c_i$ for all $i \leq k-1$. This implies $b_k \geq c_k$ and we can apply Lemma 1.14 to get the estimate:

$$\begin{aligned} \Pr[X_n^{pq} = 1] &\leq p(n)^0 \Pr[m_{pq}^n = 0] + \sum_{l=\hat{\gamma}}^{f(n)-1} p(n)^l \Pr[m_{pq}^n = l] + p(n)^{f(n)} \Pr[m_{pq}^n = f(n)] \\ &\leq 64\pi\frac{\hat{\gamma}^2}{n} + \sum_{l=\hat{\gamma}}^{f(n)-1} p(n)^l 64\pi\frac{2l+1}{n} + p(n)^{f(n)} \left(1 - 64\pi\frac{f(n)^2}{n} \right). \quad \square \end{aligned}$$

2.3 Asymptotic Analysis

In this section we investigate the asymptotic behaviour of the expected number of edges that cannot be deleted with our criterion.

Lemma 2.45. *For every edge pq and $f(n) \in o(n)$ we have:*

$$\begin{aligned} \lim_{n \rightarrow \infty} \tilde{B}(n) &= 1 - e^{-4\pi} \\ \lim_{n \rightarrow \infty} \tilde{A}(n) &= \lim_{n \rightarrow \infty} A(n) = 2e^{-F_{Tu}} - e^{-2F_{Tu}}. \end{aligned}$$

Proof. Using Definition 2.35 we have:

$$\begin{aligned}\lim_{n \rightarrow \infty} \tilde{B}(n) &= \lim_{n \rightarrow \infty} 1 - \left(1 - \frac{4\pi}{n - 4\pi(m_{pq}^n - 1)}\right)^{n-4} = 1 - e^{-4\pi} \\ \lim_{n \rightarrow \infty} \tilde{A}(n) &= \lim_{n \rightarrow \infty} 2 \left(1 - \frac{F_{T^u}}{n - 4\pi(m_{pq}^n - 1)}\right)^{n-2} - \left(1 - \frac{2F_{T^u}}{n}\right)^{n-2} \\ &= 2e^{-F_{T^u}} - e^{-2F_{T^u}}.\end{aligned}$$

The last equalities of every line hold since $m_{pq}^n \leq f(n) \in o(n)$, so $m_{pq}^n \leq \epsilon n \quad \forall \epsilon > 0$ as $n \rightarrow \infty$. Similarly we show that

$$\lim_{n \rightarrow \infty} A(n) = \lim_{n \rightarrow \infty} 2 \left(1 - \frac{F_{T^u}}{n}\right)^{n-2} - \lim_{n \rightarrow \infty} \left(1 - \frac{2F_{T^u}}{n}\right)^{n-2} = 2e^{-F_{T^u}} - e^{-2F_{T^u}}. \quad \square$$

Lemma 2.46. *For $f(n) \in o(n)$ there are $0 < \bar{p} < 1, N \in \mathbb{N}$ such that for all $n \geq N$:*

$$p(n) < \bar{p}.$$

Proof. By Lemma 2.36, Lemma 2.37 and Lemma 2.45 we have:

$$\begin{aligned}&\lim_{n \rightarrow \infty} p(n) \\ &= \lim_{n \rightarrow \infty} \Pr[A_1] + \Pr[B_1 | \text{Empty}(\tilde{T}_1)] \\ &\leq \lim_{n \rightarrow \infty} A(n) + \tilde{B}(n)(1 - \tilde{A}(n)) \\ &= \lim_{n \rightarrow \infty} A(n) + \lim_{n \rightarrow \infty} \tilde{B}(n) \lim_{n \rightarrow \infty} (1 - \tilde{A}(n)) \\ &= (2e^{-F_{T^u}} - e^{-2F_{T^u}}) + (1 - e^{-4\pi})(1 - 2e^{-F_{T^u}} + e^{-2F_{T^u}}) \\ &= 1 - e^{-4\pi}(1 - 2e^{-F_{T^u}} + e^{-2F_{T^u}}) = 1 - (e^{-2\pi}(1 - e^{-F_{T^u}}))^2 < 1.\end{aligned}$$

The last inequality holds since we have $F_{T^u} > 0$. Therefore we can choose any \bar{p} between $1 - (e^{-2\pi}(1 - e^{-F_{T^u}}))^2$ and 1. \square

Corollary 2.47. *For $f(n) \in o(n)$ there exist $0 < \bar{p} < 1, N \in \mathbb{N}$ such that for all $n \geq N$:*

$$\mathbb{E}[X_n] \leq \binom{n}{2} \left(64\pi \frac{\hat{\gamma}^2}{n} + \sum_{l=\hat{\gamma}}^{f(n)-1} \bar{p}^l 64\pi \frac{(2l+1)}{n} + \bar{p}^{f(n)} \left(1 - 64\pi \frac{f(n)^2}{n} \right) \right).$$

Proof. Choose N, \bar{p} such that the conditions of Lemma 2.46 are fulfilled. Then we have

by Theorem 2.44 and Lemma 2.46:

$$\begin{aligned}
\mathbb{E}[X_n] &= \mathbb{E}\left[\sum_{e \in E(K_n)} X_n^e\right] = \sum_{e \in E(K_n)} \mathbb{E}[X_n^e] = \sum_{e \in E(K_n)} \Pr[X_n^e = 1] \leq \binom{n}{2} \Pr[X_n^{pq} = 1] \\
&\leq \binom{n}{2} \left(64\pi \frac{\hat{\gamma}^2}{n} + \sum_{l=\hat{\gamma}}^{f(n)-1} p(n)^l 64\pi \frac{(2l+1)}{n} + p(n)^{f(n)} \left(1 - 64\pi \frac{f(n)^2}{n} \right) \right) \\
&\leq \binom{n}{2} \left(64\pi \frac{\hat{\gamma}^2}{n} + \sum_{l=\hat{\gamma}}^{f(n)-1} \bar{p}^l 64\pi \frac{(2l+1)}{n} + \bar{p}^{f(n)} \left(1 - 64\pi \frac{f(n)^2}{n} \right) \right). \quad \square
\end{aligned}$$

Lemma 2.48. For $f(n) \in \omega(\log n)$ and $f(n) \in o(n)$ there is a constant $0 < z < \infty$, such that:

$$\lim_{n \rightarrow \infty} n \left(64\pi \frac{\hat{\gamma}^2}{n} + \sum_{l=\hat{\gamma}}^{f(n)-1} \bar{p}^l 64\pi \frac{(2l+1)}{n} + \bar{p}^{f(n)} \left(1 - 64\pi \frac{f(n)^2}{n} \right) \right) = z,$$

where \bar{p} is the constant given in Corollary 2.47.

Proof.

$$\begin{aligned}
&\lim_{n \rightarrow \infty} n \left(64\pi \frac{\hat{\gamma}^2}{n} + \sum_{l=\hat{\gamma}}^{f(n)-1} \bar{p}^l 64\pi \frac{(2l+1)}{n} + \bar{p}^{f(n)} \left(1 - 64\pi \frac{f(n)^2}{n} \right) \right) \\
&= \lim_{n \rightarrow \infty} 64\pi \hat{\gamma}^2 + \lim_{n \rightarrow \infty} \sum_{l=\hat{\gamma}}^{f(n)-1} \bar{p}^l 64\pi (2l+1) + \lim_{n \rightarrow \infty} \bar{p}^{f(n)} (n - 64\pi f(n)^2) \\
&= 64\pi \hat{\gamma}^2 + \lim_{n \rightarrow \infty} \sum_{l=\hat{\gamma}}^{f(n)-1} \bar{p}^l 64\pi (2l+1) = 64\pi \hat{\gamma}^2 + \sum_{l=\hat{\gamma}}^{\infty} \bar{p}^l 64\pi (2l+1) =: z
\end{aligned}$$

The last expression is a constant because $\limsup_{l \rightarrow \infty} \sqrt[l]{\bar{p}^l 64\pi (2l+1)} = \bar{p} < 1$, hence by the root criterion the series $\sum_{l=\hat{\gamma}}^{\infty} \bar{p}^l 64\pi (2l+1)$ converges. \square

Theorem 2.49. For $f(n) \in \omega(\log n)$ and $f(n) \in o(n)$ we have $\mathbb{E}[X_n] \in \Theta(n)$

Proof. We have by Corollary 2.47 and Lemma 2.48:

$$\begin{aligned}
& \limsup_{n \rightarrow \infty} \frac{\mathbb{E}[X_n]}{n} \\
& \leq \limsup_{n \rightarrow \infty} \frac{n-1}{2n} n \left(64\pi \frac{\hat{\gamma}^2}{n} + \sum_{l=\hat{\gamma}}^{f(n)-1} \bar{p}^l 64\pi \frac{(2l+1)}{n} + \bar{p}^{f(n)} \left(1 - 64\pi \frac{f(n)^2}{n} \right) \right) \\
& = \limsup_{n \rightarrow \infty} \frac{n-1}{2n} \limsup_{n \rightarrow \infty} n \left(64\pi \frac{\hat{\gamma}^2}{n} + \sum_{l=\hat{\gamma}}^{f(n)-1} \bar{p}^l 64\pi \frac{(2l+1)}{n} + \bar{p}^{f(n)} \left(1 - 64\pi \frac{f(n)^2}{n} \right) \right) \\
& = \frac{z}{2} < \infty.
\end{aligned}$$

Thus, $\mathbb{E}[X_n] \in O(n)$. On the other hand, we have clearly $\mathbb{E}[X_n] \in \Omega(n)$, since an optimal TSP tour exists for every instance and consists of n edges which are not useless. Therefore, we conclude $\mathbb{E}[X_n] \in \Theta(n)$. \square

3 Probabilistic Analysis of Jonker and Volgenant

In this section we analyze the expected number of edges that cannot be eliminated by the algorithm of Jonker and Volgenant. Like in the previous section we consider a fixed edge pq and bound the probability that the edge can be deleted. Moreover, we assume that r is a vertex other than p or q .

3.1 Geometric Properties

We start with showing geometrical properties that allow us to bound the probability that an edge can be eliminated.

Definition 3.1. The α -border B_α of the unit square is defined as the set of points whose distance to the border of the unit square is smaller than α (Figure 9).

In the following, we fix an $\alpha < \frac{1}{2}$. Note that this ensures that $[0, 1]^2 \setminus B_\alpha \neq \emptyset$.

Definition 3.2. The *improvement hyperbola* I_q^{pr} is defined by $\{z \in [0, 1]^2 \mid \text{dist}(p, z) - \text{dist}(z, r) \geq \text{dist}(p, q) - \text{dist}(q, r)\}$ (Figure 10). I_p^{qr} is defined similarly.

Corollary 3.3. *If the edge pq can be detected to be useless by Theorem 1.11, then I_q^{pr} and I_p^{qr} does not contain any other vertex except p, q, r .*

Proof. If Theorem 1.11 can be applied to pq , then for all $z \notin \{p, q, r\}$ we have $\text{dist}(p, q) - \text{dist}(q, r) > \text{dist}(p, z) - \text{dist}(z, r)$ and $\text{dist}(p, q) - \text{dist}(p, r) > \text{dist}(z, q) - \text{dist}(z, r)$. By the definition of the improvement hyperbolas this is equivalent to I_q^{pr} and I_p^{qr} does not contain any other vertex except p, q, r . \square

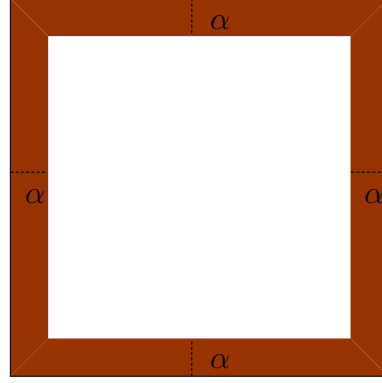


Figure 9: α -border B_α

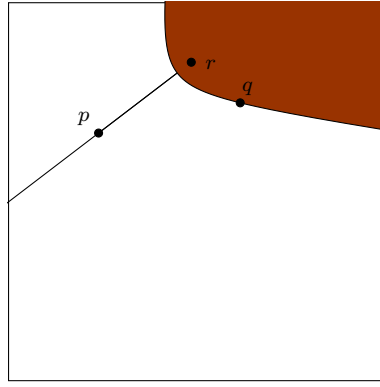


Figure 10: The improvement hyperbola I_q^{pr}

Now, we want to show that the improvement cone I_q^{pr} has a large area for the most positions of r . Combined with the last corollary we are able to show that the edge pq is unlikely to be detected as useless in the next section.

Definition 3.4. For every vertex r let $a_r := \frac{\text{dist}(p,q) - \text{dist}(q,r)}{2}$ and $b_r := \sqrt{\left(\frac{\text{dist}(p,r)}{2}\right)^2 - a_r^2}$.

Note that if we shift and rotate such that the center of pr is the origin and pr lies on the x -axis where r has positive x -coordinate, then a_r and b_r are chosen such that the improvement hyperbola I_q^{pr} is defined by the intersection of $\{x \in \mathbb{R}^2 \mid \frac{x^2}{a_r^2} - \frac{y^2}{b_r^2} \geq 1, x \geq 0\}$ with the image of the unit square under this affine transformation.

Lemma 3.5. For every vertex r we have $\frac{b_r}{a_r} \geq \frac{1}{\sqrt{2}} \text{dist}(r, pq)$.

Proof. We have:

$$\begin{aligned}
\frac{b_r}{a_r} &= \frac{\sqrt{\text{dist}(p, r)^2 - 4a_r^2}}{2a_r} = \sqrt{\left(\frac{\text{dist}(p, r)}{2a_r}\right)^2 - 1} = \sqrt{\left(\frac{\text{dist}(p, r)}{\text{dist}(p, q) - \text{dist}(q, r)}\right)^2 - 1} \\
&= \sqrt{\frac{\text{dist}(p, r')^2 + \text{dist}(r, r')^2}{\left(\text{dist}(p, q) - \sqrt{\text{dist}(q, r')^2 + \text{dist}(r, r')^2}\right)^2} - 1} \\
&\geq \sqrt{\frac{\text{dist}(p, r')^2 + \text{dist}(r, r')^2}{\left(\text{dist}(p, q) - \sqrt{\text{dist}(q, r')^2}\right)^2} - 1} = \sqrt{\frac{\text{dist}(p, r')^2 + \text{dist}(r, r')^2}{(\text{dist}(p, q) - \text{dist}(q, r'))^2} - 1} \\
&\geq \sqrt{\frac{\text{dist}(p, r')^2 + \text{dist}(r, r')^2}{\text{dist}(p, r')^2} - 1} = \sqrt{\frac{\text{dist}(r, r')^2}{\text{dist}(p, r')^2}} = \frac{\text{dist}(r, r')}{\text{dist}(p, r')} \geq \frac{1}{\sqrt{2}} \text{dist}(r, r') \\
&= \frac{1}{\sqrt{2}} \text{dist}(r, pq). \quad \square
\end{aligned}$$

Lemma 3.6. *Let s be a point lying on the segment pr and $p \notin B_\alpha$. Then, the distance of s to the border of the unit square is at least $\frac{\text{dist}(s, r)}{\text{dist}(p, r)}\alpha$.*

Proof. Let d_p and d_s be the distances of p and s to one fixed side of the unit square and let t be the intersection point of the line pr with this side (Figure 11). Because $p \notin B_\alpha$ we have $d_p \geq \alpha$. Now, if r lies between s and t we have by the intercept theorem applied on the perpendiculars of p and s to the boundary of the unit square:

$$\frac{d_s}{d_p} = \frac{\text{dist}(s, t)}{\text{dist}(p, t)} = \frac{\text{dist}(s, r) + \text{dist}(r, t)}{\text{dist}(p, r) + \text{dist}(r, t)} \geq \frac{\text{dist}(s, r)}{\text{dist}(p, r)}.$$

Together with $d_p \geq \alpha$ we get $d_s \geq \frac{\text{dist}(s, r)}{\text{dist}(p, r)}\alpha$. If p lies between s and t we have $d_s > d_p \geq \alpha$. Hence, $d_s \geq \frac{\text{dist}(s, r)}{\text{dist}(p, r)}\alpha$ holds in both cases. Since this argument works for all four sides of the unit square, the distance from s to the boundary of the unit square is at least $\frac{\text{dist}(s, r)}{\text{dist}(p, r)}\alpha$. \square

Lemma 3.7. *We have:*

$$\text{dist}(p, r) + \text{dist}(r, q) \geq \sqrt{\text{dist}(p, q)^2 + (2 \text{dist}(r, pq))^2}.$$

Proof. Let g be the line parallel to pq through r . Consider \bar{q} , the reflection of q in g (Figure 12). Then, by symmetry $\text{dist}(r, q) = \text{dist}(r, \bar{q})$. Hence $\text{dist}(p, r) + \text{dist}(r, q) = \text{dist}(p, r) + \text{dist}(r, \bar{q}) \geq \text{dist}(p, \bar{q}) = \sqrt{\text{dist}(p, q)^2 + (2 \text{dist}(r, pq))^2}$. \square

Proposition 3.8. *There are constants $d, f > 0$ such that we have either $\lambda(I_q^{pr}) \geq d \frac{b_r}{a_r}$ or $\lambda(I_q^{pr}) \geq f$.*

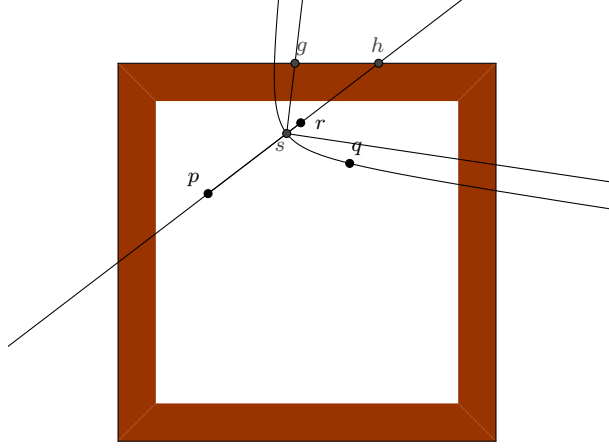


Figure 11: Sketch for Lemma 3.6 and 3.8. In the proof of Lemma 3.6 when considering the upper boundary of the unit square we have $t = h$

Proof. We rotate and shift such that pr lies on the x -axis, the center of pr is the origin and r has positive x -coordinate. Denote by S the image of the unit square under this affine transformation. Then, we know I_q^{pr} is given by the intersection of the set $\{x \in \mathbb{R}^2 \mid \frac{x^2}{a_r^2} - \frac{y^2}{b_r^2} \geq 1, x \geq 0\}$ with S . Consider the cone C defined by $|y| \leq \frac{b_r}{a_r}(x - a_r)$. If a point (\bar{x}, \bar{y}) lies in C , then we have $0 \leq |\bar{y}| \leq (\bar{x} - a_r)$, thus $\bar{x}_r \geq a_r \geq 0$. Moreover

$$\begin{aligned}
& |\bar{y}| \leq \frac{b_r}{a_r}(\bar{x} - a_r) \\
\Rightarrow & |\bar{y}| \leq \frac{b_r}{a_r} \sqrt{\bar{x}^2 - a_r^2} \\
\Leftrightarrow & \bar{y}^2 \leq b_r^2 \left(\frac{\bar{x}^2}{a_r^2} - 1 \right) \\
\Leftrightarrow & \frac{\bar{x}^2}{a_r^2} - \frac{\bar{y}^2}{b_r^2} \geq 1.
\end{aligned}$$

Hence, the intersection of C with S lies inside of I_q^{pr} . To prove the Lemma, we distinguish two cases: If $\frac{b_r}{a_r} \leq \tan(60^\circ)$, then denote the intersection point of the boundary of C with pr by $s := (a_r, 0)$, note that s is at the same time the intersection point of the boundary of I_q^{pr} with pr . Let g be an intersection point of the boundary of C with the boundary of S and let h be the intersection point of the ray \vec{pr} with the boundary of S (Figure 11). Next, we want to show that the distance from s to the boundary of S is at least k for some constant k . We distinguish two cases: If $r \notin B_{\frac{\alpha}{2}}$ then the distances of p and r to the boundary of S is at least $\frac{\alpha}{2}$ and hence the distance of s to the boundary is also at least $\frac{\alpha}{2}$. If $r \in B_{\frac{\alpha}{2}}$, as we assumed that $p, q \notin B_\alpha$, we know $\text{dist}(r, pq) \geq \frac{\alpha}{2}$. We have by Lemma 3.7 $\text{dist}(p, r) + \text{dist}(q, r) \geq \sqrt{\text{dist}(p, q)^2 + (2 \text{dist}(r, pq))^2}$. Hence, by the basic

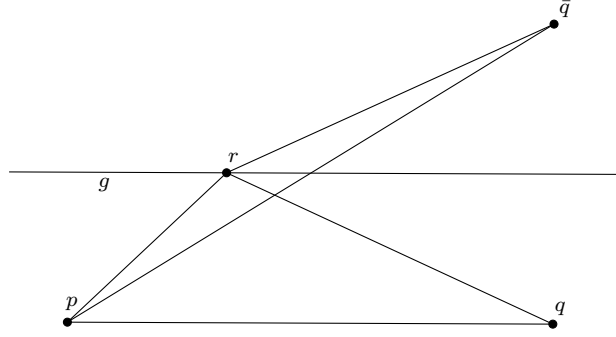


Figure 12: Sketch for Lemma 3.7

properties of hyperbolas we conclude:

$$\begin{aligned} \text{dist}(s, r) &= \frac{\text{dist}(p, r) - 2a_r}{2} = \frac{\text{dist}(p, r) - (\text{dist}(p, q) - \text{dist}(q, r))}{2} \\ &= \frac{\text{dist}(p, r) + \text{dist}(q, r) - \text{dist}(p, q)}{2}. \end{aligned}$$

Thus

$$\begin{aligned} \frac{\text{dist}(s, r)}{\text{dist}(p, r)} &= \frac{\text{dist}(p, r) + \text{dist}(q, r) - \text{dist}(p, q)}{2 \text{dist}(p, r)} \\ &\geq \frac{\sqrt{\text{dist}(p, q)^2 + (2 \text{dist}(r, pq))^2} - \text{dist}(p, q)}{2 \text{dist}(p, r)} \geq \frac{\sqrt{\text{dist}(p, q)^2 + \alpha^2} - \text{dist}(p, q)}{2\sqrt{2}} \\ &= \frac{\text{dist}(p, q)^2 + \alpha^2 - \text{dist}(p, q)^2}{2\sqrt{2}(\sqrt{\text{dist}(p, q)^2 + \alpha^2} + \text{dist}(p, q))} = \frac{\alpha^2}{2\sqrt{2}(\sqrt{\text{dist}(p, q)^2 + \alpha^2} + \text{dist}(p, q))} \\ &\geq \frac{\alpha^2}{2\sqrt{2}(\sqrt{3} + \sqrt{2})}. \end{aligned}$$

By Lemma 3.6 the distance of s to the boundary of the unit square is at least $\frac{\alpha^3}{2\sqrt{2}(\sqrt{3}+\sqrt{2})}$. So $k := \min\{\frac{\alpha}{2}, \frac{\alpha^3}{2\sqrt{2}(\sqrt{3}+\sqrt{2})}\}$ fulfils the property. Now, by the definition of C we have $\tan(\angle hsg) = \frac{b_r}{a_r} \leq \tan(60^\circ)$, hence $\angle hsg \leq 60^\circ$. Moreover, by convexity the triangle Δshg lies in S . Altogether

$$\begin{aligned} \lambda(I_q^{pr}) &\geq \lambda(\Delta shg) = \frac{\text{dist}(s, h) \text{dist}(s, g) \sin(\angle hsg)}{2} \geq \frac{k^2 \sin(\angle hsg)}{2} \\ &= \frac{k^2 \tan(\angle hsg) \cos(\angle hsg)}{2} = \frac{k^2 \cos(\angle hsg) b_r}{2a_r} \geq \frac{k^2 \cos(60^\circ)}{2} \cdot \frac{b_r}{a_r}. \end{aligned}$$

This proves the first case with $d = \frac{k^2 \cos(60^\circ)}{2}$. In the second case we have $\frac{b_r}{a_r} > \tan(60^\circ)$. Here, we can replace C with a smaller cone C' defined by $|y| \leq \tan(60^\circ)(x - a_r)$. Then C' lies inside of C and the first case shows $\lambda(I_q^{pr}) \geq \frac{k^2 \cos(60^\circ)}{2} \tan(60^\circ)$. Setting f to this value proves the claim. \square

Lemma 3.9. *If r does not lie in the circle around q with radius $\text{dist}(p, q)$, then $\lambda(I_q^{pr}) \geq \frac{\alpha^2}{8}$.*

Proof. If r does not lie in the circle, then $\text{dist}(q, r) > \text{dist}(p, q)$. Hence, $\text{dist}(p, q) - \text{dist}(q, r) < 0$. The perpendicular bisector of pr divides the unit square in into two parts. Consider the part P which contains r . For all vertices $z \in P$ we conclude $\text{dist}(p, z) - \text{dist}(z, r) \geq 0 > \text{dist}(p, q) - \text{dist}(q, r)$. Hence, P lies in I_q^{pr} and it is enough to show that $\lambda(P) \geq \frac{\alpha^2}{8}$. Let l be an intersection point of the perpendicular bisector of pr with the boundary of the unit square and let o be the intersection point of the line pr with the boundary of the unit square that lies in P . Moreover, let m be the center of pr (Figure 13). Since P is convex, the right-angled triangle Δlmo lies in P . By Lemma 3.6 the distance of m to the boundary of the unit square is at least $\frac{\text{dist}(m, r)}{\text{dist}(p, r)} \alpha = \frac{\alpha}{2}$. Thus, we get $\text{dist}(m, l), \text{dist}(m, o) \geq \frac{\alpha}{2}$. Altogether

$$\lambda(I_q^{pr}) \geq \lambda(P) \geq \lambda(\Delta lmo) = \frac{\text{dist}(l, m) \text{dist}(m, o)}{2} \geq \frac{\alpha^2}{8}.$$

\square

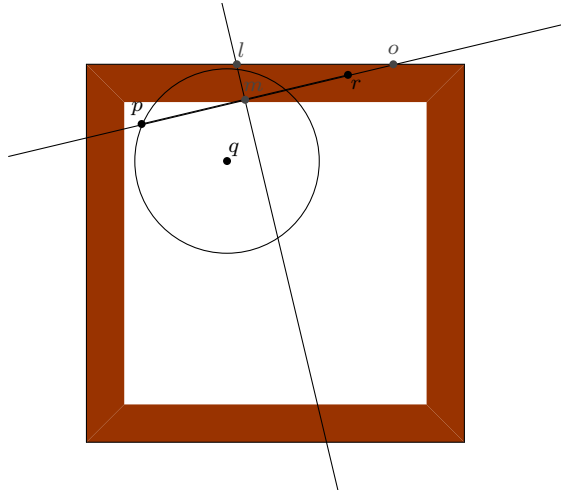


Figure 13: Sketch for Lemma 3.9.

Definition 3.10. Let \bar{p} be the point obtained by reflecting p in q . Define ProbArea_k of the edge pq by $\{z \in \mathbb{R}^2 | z' \text{ lies on the segment } p\bar{p}, \frac{k}{n} \leq \text{dist}(z, pq) < \frac{k+1}{n}\}$ (Figure 14).

Note that geometrically ProbArea_k is the union of two half open rectangles.

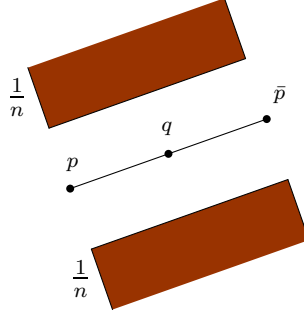


Figure 14: ProbArea₁ of the edge pq

Lemma 3.11. *There is a constant $0 < w < 1$ such that for all $k \leq n$ if $p, q \notin B_\alpha$ and $r \notin \cup_{i=0}^{k-1} \text{ProbArea}_i$, then $\lambda(I_q^{pr}) \geq w \frac{k}{n}$.*

Proof. Choose $w := \min\{d \frac{1}{\sqrt{2}}, \frac{f}{\sqrt{2}}, \frac{\alpha^2}{8}\}$. If $r \notin \cup_{i=0}^{k-1} \text{ProbArea}_i$, then either $r \in \text{ProbArea}_l$ for some $l \geq k$ or $r \notin \text{ProbArea}_i$ for every $i \geq 0$. If $r \in \text{ProbArea}_l$, then $\sqrt{2} \geq \text{dist}(r, pq) \geq \frac{l}{n}$. By Lemma 3.8 and Lemma 3.5 we have either $\lambda(I_q^{pr}) \geq d \frac{b_r}{a_r} \geq d \frac{1}{\sqrt{2}} \text{dist}(r, pq) \geq d \frac{1}{\sqrt{2}} \frac{l}{n}$ or $\lambda(I_q^{pr}) \geq f \geq \frac{f}{\sqrt{2}} \frac{l}{n}$, hence $\lambda(I_q^{pr}) \geq w \frac{l}{n} \geq w \frac{k}{n}$. In the second case let \bar{p} be the reflection of p by q . By the definition of ProbArea the point r does not lie on the segment $p\bar{p}$ and hence r does not lie in the circle with radius $\text{dist}(p, q)$ around q . Thus, by Lemma 3.9 we have $\lambda(I_q^{pr}) \geq \frac{\alpha^2}{8} \geq w \frac{k}{n}$. \square

3.2 Probabilistic Analysis

Since we know the minimum size of I_q^{pr} in dependency of the position of r , we can get an estimate of the probability that it has a certain area. If the area is large, we can bound the probability that it is empty and hence by Corollary 3.3 the probability that an edge is detected as useless.

Definition 3.12. Let Inner_{pq} be the event that $p, q \notin B_\alpha$.

Definition 3.13. Let $\text{Cert}(r)$ be the event that the vertex r fulfills the condition of Theorem 1.11 and we can therefore identify pq as being useless.

From now on, we denote the constant in Lemma 3.11 by w .

Lemma 3.14. *For every $k \leq n$ the following inequalities hold:*

$$\begin{aligned} \Pr[\text{Cert}(r) | r \in \text{ProbArea}_k \wedge \text{Inner}_{pq}] &\leq (1 - w \frac{k}{n})^{n-3} \\ \Pr[\text{Cert}(r) | r \notin \cup_{i=0}^{k-1} \text{ProbArea}_i \wedge \text{Inner}_{pq}] &\leq (1 - w \frac{k}{n})^{n-3}. \end{aligned}$$

Proof. By Corollary 3.3 if $\text{Cert}(r)$ happens, then $I_q^{pr} \cup I_p^{qr}$ does not contain the remaining $n - 3$ vertices. If $r \in \text{ProbArea}_k$, then $r \notin \cup_{i=0}^{k-1} \text{ProbArea}_i$ and hence by Lemma 3.11 $\lambda(I_q^{pr}) \geq w \frac{k}{n}$. Thus

$$\lambda(I_q^{pr} \cup I_p^{qr}) \geq \lambda(I_q^{pr}) \geq w \frac{k}{n}.$$

Hence, we can bound both probabilities by $(1 - \lambda(I_q^{pr} \cup I_p^{qr}))^{n-3} \leq (1 - w \frac{k}{n})^{n-3}$. \square

Lemma 3.15. *For every k we have $\Pr[r \in \text{ProbArea}_k \mid \text{Inner}_{pq}] \leq 4 \text{dist}(p, q) \frac{1}{n}$.*

Proof. We know that ProbArea_k is the union of two half open rectangle with base length $2 \text{dist}(p, q)$ and height $\frac{1}{n}$, therefore the intersection with the unit square has at most area $4 \text{dist}(p, q) \frac{1}{n}$. The result follows from the fact that r is uniformly distributed in the unit square. \square

Lemma 3.16. *We have:*

$$\Pr[\text{Cert}(r) \mid \text{Inner}_{pq}] \leq 4 \text{dist}(p, q) \frac{1}{n} \sum_{i=0}^{n-1} (1 - w \frac{i}{n})^{n-3} + (1 - w)^{n-3}.$$

Proof. By Lemma 3.14 we have:

$$\begin{aligned} & \Pr[\text{Cert}(r) \mid \text{Inner}_{pq}] \\ &= \sum_{k=0}^{n-1} \Pr[\text{Cert}(r) \mid r \in \text{ProbArea}_k \wedge \text{Inner}_{pq}] \Pr[r \in \text{ProbArea}_k \mid \text{Inner}_{pq}] \\ & \quad + \Pr[\text{Cert}(r) \mid r \notin \cup_{i=0}^{n-1} \text{ProbArea}_i \wedge \text{Inner}_{pq}] \Pr[r \notin \cup_{i=0}^{n-1} \text{ProbArea}_i \mid \text{Inner}_{pq}] \\ &\leq \sum_{k=0}^{n-1} (1 - w \frac{k}{n})^{n-3} \Pr[r \in \text{ProbArea}_k \mid \text{Inner}_{pq}] \\ & \quad + (1 - w)^{n-3} \Pr[r \notin \cup_{i=0}^{n-1} \text{ProbArea}_i \mid \text{Inner}_{pq}] \\ &\leq \sum_{k=0}^{n-1} (1 - w \frac{k}{n})^{n-3} 4 \text{dist}(p, q) \frac{1}{n} + (1 - w)^{n-3} (1 - 4 \text{dist}(p, q)) \\ &\leq \sum_{k=0}^{n-1} (1 - w \frac{k}{n})^{n-3} 4 \text{dist}(p, q) \frac{1}{n} + (1 - w)^{n-3}. \end{aligned}$$

The second last inequality follows from Lemma 1.14 with the sequences $(a_i)_{0 \leq i \leq n}$, $(b_i)_{0 \leq i \leq n}$ and $(c_i)_{0 \leq i \leq n}$ defined by:

$$\begin{aligned} a_i &= (1 - w \frac{i}{n})^{n-3} \\ b_i &= \begin{cases} \Pr[r \in \text{ProbArea}_i \mid \text{Inner}_{pq}] & \text{if } i < n \\ \Pr[r \notin \cup_{j=0}^{n-1} \text{ProbArea}_j \mid \text{Inner}_{pq}] & \text{if } i = n \end{cases} \\ c_i &= \begin{cases} 4 \text{dist}(p, q) \frac{1}{n} & \text{if } i < n \\ 1 - 4 \text{dist}(p, q) & \text{if } i = n. \end{cases} \end{aligned}$$

Since $w < 1$ we get that a_i is nonnegative and monotonically decreasing. Moreover, $\sum_{i=0}^n b_i = 1 = \sum_{i=0}^n c_i$ and by Lemma 3.15 $b_i \leq c_i$ for all $i < n$. This implies $b_n \geq c_n$. So the conditions of Lemma 1.14 are fulfilled. \square

3.3 Asymptotic Analysis

With the estimate of the probability we can now bound the number of edges that remain after the elimination procedure.

Lemma 3.17. *For all constants $c > 0$ we have:*

$$\lim_{n \rightarrow \infty} \Pr[Y_n^{pq} = 0 \mid \text{Inner}_{pq} \wedge \text{dist}(p, q) \leq c] \leq \frac{1}{(1 - e^{-w})(1 - w)^3} 4c.$$

Proof. By Lemma 3.16 we know:

$$\begin{aligned} \Pr[Y_n^{pq} = 0 \mid \text{Inner}_{pq} \wedge \text{dist}(p, q) \leq c] &= \Pr[\bigvee_{r \in V(K_n)} \text{Cert}(r) \mid \text{Inner}_{pq} \wedge \text{dist}(p, q) \leq c] \\ &\leq \sum_{r \in V(K_n)} \Pr[\text{Cert}(r) \mid \text{Inner}_{pq} \wedge \text{dist}(p, q) \leq c] \\ &\leq \sum_{r \in V(K_n)} \sum_{k=0}^{n-1} (1 - w \frac{k}{n})^{n-3} 4c \frac{1}{n} + (1 - w)^{n-3} \\ &= n \left(\sum_{k=0}^{n-1} (1 - w \frac{k}{n})^{n-3} 4c \frac{1}{n} + (1 - w)^{n-3} \right) \\ &\leq \sum_{k=0}^{n-1} (1 - w \frac{k}{n})^{n-3} 4c + n(1 - w)^{n-3}. \end{aligned}$$

Hence

$$\begin{aligned} \lim_{n \rightarrow \infty} \Pr[Y_n^{pq} = 0 \mid \text{Inner}_{pq} \wedge \text{dist}(p, q) \leq c] &\leq \lim_{n \rightarrow \infty} \sum_{k=0}^{n-1} (1 - w \frac{k}{n})^{n-3} 4c + n(1 - w)^{n-3} \\ &\leq \lim_{n \rightarrow \infty} \sum_{k=0}^{n-1} (1 - w \frac{k}{n})^n \frac{1}{(1 - w \frac{k}{n})^3} 4c + 0 \\ &\leq \lim_{n \rightarrow \infty} \sum_{k=0}^{n-1} e^{-wk} \frac{1}{(1 - w)^3} 4c \\ &= \frac{1}{(1 - e^{-w})(1 - w)^3} 4c. \end{aligned} \quad \square$$

Lemma 3.18. *Given a constant $0 < c \leq 1 - 2\alpha$ we have $\Pr[\text{Inner}_{pq} \wedge \text{dist}(p, q) \leq c] > 0$.*

Proof. We have that $\text{dist}(p, q) \leq c$ if and only if q lies in the disc with radius c around p . For $c \leq 1 - 2\alpha$, the intersection of this disc with $[0, 1]^2 \setminus B_\alpha$ has at least area $\frac{\pi}{4}c^2$. If q does not lie at the border, then it is uniformly distributed in $[0, 1]^2 \setminus B_\alpha$ with area $(1 - \lambda(B_\alpha))$. Thus, we get the estimate $\Pr[\text{dist}(p, q) \leq c | \text{Inner}_{pq}] \geq \frac{\frac{\pi}{4}c^2}{1 - \lambda(B_\alpha)}$. Therefore

$$\begin{aligned} \Pr[\text{Inner}_{pq} \wedge \text{dist}(p, q) \leq c] &= \Pr[\text{dist}(p, q) \leq c | \text{Inner}_{pq}] \Pr[\text{Inner}_{pq}] \\ &= \Pr[\text{dist}(p, q) \leq c | \text{Inner}_{pq}] (1 - \lambda(B_\alpha))^2 \\ &\geq \frac{\pi}{4}c^2(1 - \lambda(B_\alpha)) \\ &> 0. \end{aligned} \quad \square$$

Theorem 3.19. $\mathbb{E}[Y_n] \in \Theta(n^2)$

Proof. Choose $c := \min\{\frac{(1-e^{-w})(1-w)^3}{8}, 1 - 2\alpha\}$, we have:

$$\begin{aligned} \mathbb{E}[Y_n] &= \sum_{e \in E(K_n)} \mathbb{E}[Y_n^e] = \sum_{e \in E(K_n)} \Pr[Y_n^e = 1] = \binom{n^2}{2} \Pr[Y_n^{pq} = 1] \\ &\geq \binom{n^2}{2} \Pr[Y_n^{pq} = 1 \wedge \text{Inner}_{pq} \wedge \text{dist}(p, q) \leq c] \\ &= \binom{n^2}{2} \Pr[Y_n^{pq} = 1 | \text{Inner}_{pq} \wedge \text{dist}(p, q) \leq c] \Pr[\text{Inner}_{pq} \wedge \text{dist}(p, q) \leq c] \\ &= \binom{n^2}{2} (1 - \Pr[Y_n^{pq} = 0 | \text{Inner}_{pq} \wedge \text{dist}(p, q) \leq c]) \Pr[\text{Inner}_{pq} \wedge \text{dist}(p, q) \leq c]. \end{aligned}$$

Then, by Lemma 3.17 and Lemma 3.18:

$$\begin{aligned} \liminf_{n \rightarrow \infty} \frac{\mathbb{E}[Y_n]}{n^2} &= \frac{1}{2} \Pr[\text{Inner}_{pq} \wedge \text{dist}(p, q) \leq c] (1 - \lim_{n \rightarrow \infty} \Pr[Y_n^{pq} = 0 | \text{Inner}_{pq} \wedge \text{dist}(p, q) \leq c]) \\ &\geq \frac{1}{2} \Pr[\text{Inner}_{pq} \wedge \text{dist}(p, q) \leq c] \left(1 - \frac{1}{(1 - e^{-w})(1 - w)^3} 4c\right) \\ &\geq \frac{1}{2} \Pr[\text{Inner}_{pq} \wedge \text{dist}(p, q) \leq c] \frac{1}{2} \\ &> 0. \end{aligned}$$

Therefore, we have $\mathbb{E}[Y_n] \in \Omega(n^2)$. On the other hand, we have $\mathbb{E}[Y_n] \in O(n^2)$, since the graph K_n has $\binom{n^2}{2}$ edges. This proves $\mathbb{E}[Y_n] \in \Theta(n^2)$. \square

Remark 3.20. A computer program was written to analyze the probability that an edge is eliminated in practice by the algorithm of Jonker and Volgenant. The results are shown in Table 1, it suggests that the probability of eliminating an edge is asymptotically constant. Hence, a quadratic number of edges is eliminated in practice and this provides experimental evidence for our result being sharp.

# vertices	edge elimination rate
10	21.60%
100	16.13%
1000	15.92%
10000	15.89%
100000	15.45%

Table 1: Probability that an edge is eliminated. For each number of vertices the elimination condition has been checked for 40000 edges

Acknowledgements

I would like express my gratitude to my supervisor Stefan Hougardy for introducing me to this topic, giving advice and suggesting corrections. Furthermore, I want to thank Fabian Henneke for reading an earlier draft of this paper and making helpful remarks.

References

- [1] M. R. Garey, R. L. Graham, and D. S. Johnson. Some NP-complete geometric problems. In *Proceedings of the Eighth Annual ACM Symposium on Theory of Computing*, STOC '76, pages 10–22, New York, NY, USA, 1976. ACM.
- [2] Stefan Hougardy and Rasmus T. Schroeder. Edge elimination in TSP instances. In *Graph-theoretic concepts in computer science*, volume 8747 of *Lecture Notes in Comput. Sci.*, pages 275–286. Springer, Cham, 2014.
- [3] Roy Jonker and Ton Volgenant. Nonoptimal edges for the symmetric traveling salesman problem. *Operations Research*, 32(4):837–846, 1984.
- [4] Richard M. Karp. *Reducibility among combinatorial problems in: Raymond E. Miller, James W. Thatcher (Eds.), Complexity of Computer Computations*. Plenum Press, New York, 1972.
- [5] Christos H. Papadimitriou. The Euclidean traveling salesman problem is NP-complete. *Theoret. Comput. Sci.*, 4(3):237–244, 1977.
- [6] Gerhard Reinelt. TSPLIB - a traveling salesman problem library. *ORSA Journal on Computing*, 3(4):376–384, 1991.