

Minimal descriptions of cyclic memories

Joseph D. Paulsen^{1,*}

*Department of Physics and Soft and Living Matter Program,
Syracuse University, Syracuse, NY 13244, USA and*

Kavli Institute for Theoretical Physics, Santa Barbara, CA 93106, USA

Nathan C. Keim^{1,†}

Department of Physics, California Polytechnic State University, San Luis Obispo, CA 93407 and

Kavli Institute for Theoretical Physics, Santa Barbara, CA 93106, USA

(Dated: July 20, 2022)

Many materials that are out of equilibrium can “learn” one or more inputs that are repeatedly applied. Yet, a common framework for understanding such memories is lacking. Here we construct minimal representations of cyclic memory behaviors as directed graphs, and we construct simple physically-motivated models that produce the same graph structures. We show how a model of worn grass between park benches can produce multiple transient memories or the Mullins effect, which we contrast with a minimal Preisach model that produces return-point memory. Our analysis provides a unified method for comparing and diagnosing cyclic memories in materials.

I. INTRODUCTION

Materials that are out of equilibrium can sometimes form memories of their past. Rubber and rocks may remember the largest loading applied to them [1–3]; glasses may remember aspects of their relaxation [4–7]; a sheet of plastic can remember how severely [8] or how long [9] it was crumpled. In each of these systems, information may be stored and then retrieved at a later time if there is some established protocol for doing so. Despite the simplicity of this idea and the many common features shared by diverse examples [10], there is presently no overarching framework for understanding memories in materials.

One promising place to start building such a framework is in systems where the driving may be divided into cycles. Examples include a repeatedly sheared granular material [11, 12] or amorphous solid [13, 14], or a set of magnetic domains in an oscillating external field [15, 16]. Here we distill the essential aspects of several cyclic memory behaviors into simple transition graphs, which represent the different memory-encoding macrostates and the transitions between them. We show that this is a succinct and powerful way to compare these various behaviors, and we highlight how this approach can help diagnose memory behaviors in experiments.

Some physical systems lend themselves naturally to a graph representation [17] because they are clearly discrete (e.g., spin systems), while others are just beginning to be described in this way (e.g., amorphous solids under quasistatic shear [17, 18]). One question that arises in this effort is whether a behavior called *multiple transient memory* (MTM) may be captured with a small set of discrete states. This behavior is observed in charge-density wave conductors’ memory of electrical pulse duration [19, 20] and non-Brownian suspensions’ memory of the amplitude of

* jdpaulse@syr.edu

† nkeim@calpoly.edu

¹These authors contributed equally to this work.

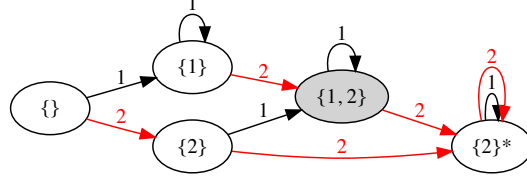


FIG. 1. Minimal transition graph exhibiting multiple transient memory. States are labeled with the memories they store; arrows are labeled with the amplitude applied during a given cycle ($\gamma = 1$ or 2) and point to the resulting state. The state $\{2\}^*$ cannot have a memory of 1 written in it.

oscillatory shear [21–24]. When these systems are driven cyclically, they self-organize into steady states that store the repeated value (i.e., the pulse duration or the strain amplitude γ_0). Moreover, when driven with multiple amplitudes on successive cycles, they display the following properties: (1) during the transient, multiple γ_i may be encoded; (2) the order in which the values are applied is not crucial—introducing a new γ_i during the transient may degrade the memories of previous values but does not erase them; (3) when a steady state is reached, it can only retain memories of the smallest and largest γ_i that were applied; and remarkably, (4) a small amount of noise allows all memories to be retained indefinitely [19–23].

Our approach is to consider the smallest set of discrete states that obey a given memory behavior. Figure 1 shows five states and transitions that exhibit properties 1–3 of MTM, where the states are labeled with the memories they store. The system starts in a memoryless state, $\{\}$. During each cycle an amplitude of either $\gamma_0 = 1$ or 2 is applied. Hence, there are two arrows emanating from each state, labeled with the driving amplitude for that transition. (An arrow may point to the state where it started if the driving does not change the state.)

Consider first the driving sequence: $\gamma_0 = 2, 1, 2, 1, 2, 1, \dots$. This leads to a series of memory states: $\{2\}, \{1, 2\}, \{2\}^*, \{2\}^*, \{2\}^*, \{2\}^*, \dots$, where the absorbing state is denoted with a $*$ to indicate that it is incapable of having a memory of 1 written in it. The state $\{1, 2\}$ is obtained once, demonstrating that multiple memories may be encoded in the transient (Property 1). To see that Property 2 holds, one may consider a different driving sequence: $\gamma_0 = 1, 2, 1, 2, 1, 2, \dots$, which also reaches the state $\{1, 2\}$ during the transient. Any repeated sequence containing $\gamma_0 = 1$ and 2 eventually leads to the absorbing state $\{2\}^*$, satisfying Property 3.

While this description is useful in demonstrating properties 1–3 of MTM in a minimal set of discrete states, it is somewhat artificial; we did not provide a physical reason for this arrangement of states or the transitions. Thus, we now move to describe a novel, simple, and physically-motivated model proposed by Sidney Nagel called the “park bench model,” which captures the distinctive aspects of multiple transient memory. We then show how noise may be introduced into the model to prolong the transient period indefinitely, and how the behavior may reduce to a simpler type of memory (the Mullins effect) for some initial states. To show the versatility of our approach and highlight differences from MTM, we then construct minimal graphs of return-point memory (RPM) [16, 25–27], and we describe a simple physical model that produces this memory structure. Finally, we describe how this graph framework can help suggest specific hypotheses and tests for experiments and simulations, which should be useful in systems where the distinctions among the memory behaviors are not as clear [13, 18, 24, 28, 29]. These results are a concrete step towards developing a broad organizing framework for memories in matter.

II. RESULTS

A. Park bench model

Consider a lawn with several benches arranged in a straight line. As visitors walk from the end of the park to any one of the benches, they gradually wear a path into the grass. As an observer, what can you deduce about previous visitors by looking at the grass? If the worn path ends at one of the benches, you may infer that many people stopped at that particular bench. On a finer scale, if the grass is somewhat worn leading up to the second bench but *more* worn up to the first bench, you might infer that some visitors walked to only the first bench and others continued on to the second bench. Thus, any spatial variation in the wear provides information about the past.

Perhaps counter-intuitively, information may also be *lost* through wear. Suppose the interval from the entrance to the second bench is so thoroughly traveled that the grass is completely worn down to the soil. In that case, you lose any clue that the first bench was visited at all; there can be no change in the state of the grass along an interval if it is worn to its roots. Even more behaviors are possible if the grass is gradually growing back at all times; we consider this possibility in Section II B.

To make these notions precise, we consider a one-dimensional model with N benches separating $N + 1$ patches of grass on a line, as drawn in Fig. 2a. Each patch of grass has initial height h_{init} . During a cycle, a visitor starts at the park entrance, walks to the n th bench (thus passing all the benches before it) and then returns to the park entrance. As a result, the grass height decreases by one unit on patches 1 through n . We consider cyclic driving where patrons visit any sequence of benches in this manner. We denote the state of the system by a string of $N + 1$ integers that record the grass height on each patch, including the last, inaccessible patch. (The benches may be visualized as sitting in between the integers in the string.) A valid state is thus given by a nondecreasing string of length $N + 1$, of any values 0 through h_{init} , ending with h_{init} for the last patch.

Graph representation and behavior — To show all the possible ways a system may evolve, we enumerate the accessible states and draw a directed graph of the transitions between them, as shown in Fig. 2b for the system $N = 2$, $h_{\text{init}} = 2$. Each state has N arrows coming out of it (here $N = 2$), representing the N possible amplitudes of a park-goer's stroll to any of the N benches and back. The state with N zeros and a single pristine patch of height h_{init} represents a completely worn path up to the last bench. This is a fixed point of the driving; all arrows from this state point back to it.

Except for the initial state 222, all the states store some amount of memory. States 002 and

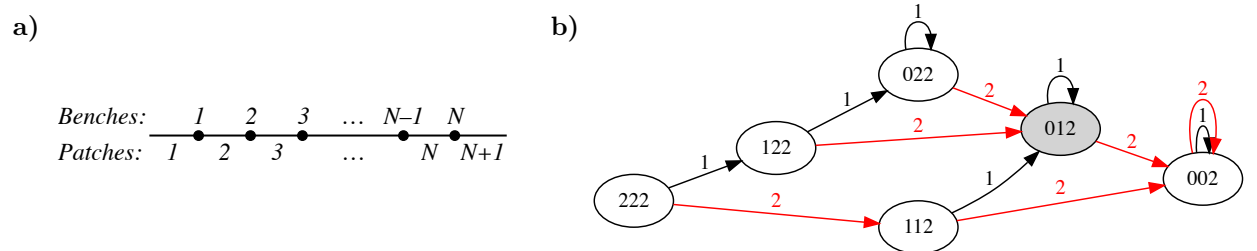


FIG. 2. Park bench model. (a) Arrangement of benches and patches. (b) Transition graph with $N = 2$, $h_{\text{init}} = 2$. The digits in each node indicate the grass height on each patch. Each edge is labeled with a number i , representing an excursion from the leftmost position to the i th bench and back. Shaded states encode multiple memories.

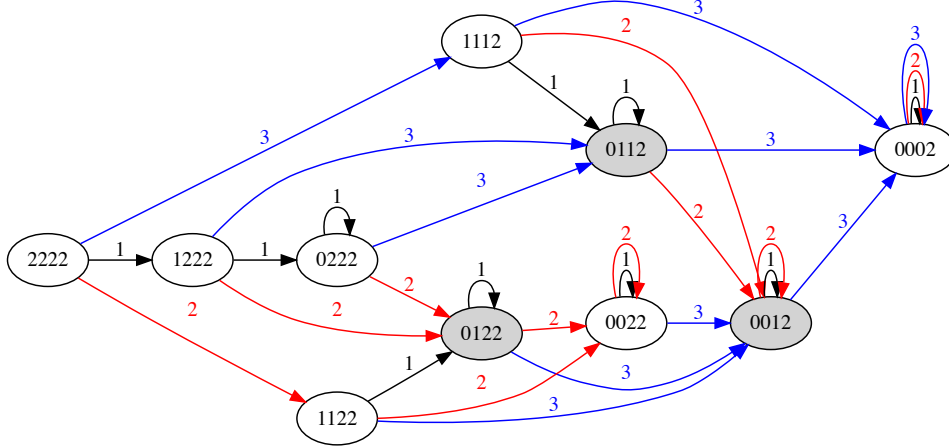


FIG. 3. Transition graph for the park bench model with $N = 3$, $h_{\text{init}} = 2$.

112 are uniformly worn up to the second bench, so they store a memory of only the second bench. (Although it is possible that trips to the first bench were also involved in reaching state 002, there is no way to know that from these grass heights.) The state 012 stores two memories: it implies that both the first and second benches were visited. By considering these states in terms of their memory content, one may readily verify that this graph has the same structure as the minimal graph for MTM shown in Fig. 1 (plus the additional the state 022). Likewise, by considering the driving sequences $\gamma = 2, 1, 2, 1, \dots$ and $\gamma = 1, 2, 1, 2, \dots$, one can check properties 1–3 of MTM.

Figure 3 shows the transition graph for the system with $N = 3$, $h_{\text{init}} = 2$. Here, three states contain multiple memories: 0122 stores memories of 1 and 2; 0112 stores memories of 1 and 3; and 0012 stores memories of 2 and 3. The values of N and h_{init} set the memory capacity of the system: in the example of Fig. 3, the initial grass height is not tall enough to store memories of 1, 2, and 3 simultaneously. In general, the model can store at most $\min(N, h_{\text{init}})$ memories at one time.

Cyclic memory behaviors as properties of transition graphs — Properties 1–3 of MTM may be checked on an arbitrary transition graph to diagnose its memory behavior. Property 1 says there should be a state with multiple memories that may be reached from the initial state. Property 2 says this state should be reachable by applying the amplitudes in any order. Property 3 says that the fixed point of any repeated driving sequence should store just one memory. Importantly, these properties may be checked by examining the graph structure without any reference to the physics that produced the graph.

B. Addition of noise

We now consider Property 4 of MTM in the park bench model. Charge-density wave conductors [20] and non-Brownian suspensions [21, 22] have the remarkable property that noise *enhances* memory retention by preventing the system from reaching the final absorbing state. In the charge-density wave model, this is accomplished by resetting a few randomly-chosen elastic bonds on each cycle; in the suspension, by small random displacements of every particle. To perturb the grass, we assign each patch a small probability of increasing its height by 1 unit. Under sustained driving we want the system to reach a fluctuating equilibrium state, so shorter grass should grow faster. A simple and suitable form for the probability of a patch to grow in each cycle is:

$$P(h_i \rightarrow h_i + 1) = \alpha \frac{h_{\text{init}} - h_i}{h_{\text{init}}}, \quad (1)$$

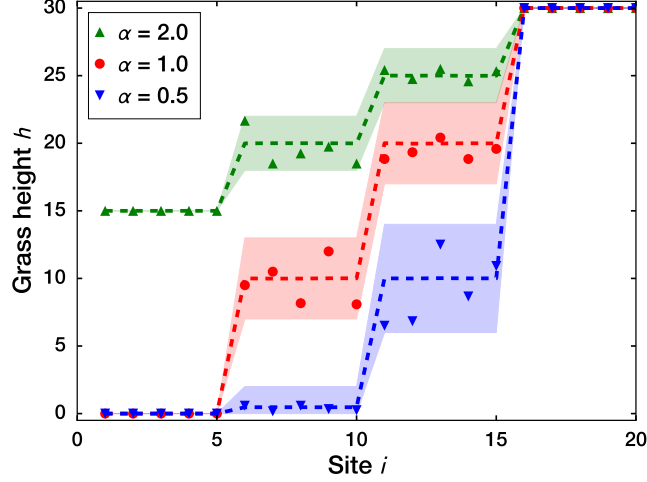


FIG. 4. Average grass heights in the steady state with noise, with $N = 20$, $h_{\text{init}} = 30$, and $\alpha = 0.5, 1.0, 2.0$. The system is driven with the repeating pattern: $\gamma = 5, 10, 15, 5, 10, 15, \dots$. Points show averages over 12 cycles. Dashed lines show averages over 10^6 cycles. Shaded regions show the size of fluctuations, bounded by the 5th and 95th percentiles of values. In each case, all three memories are apparent in the steady state, though with $\alpha = 1.0$ they are most distinct and there is the least chance of a momentary lapse of memory.

where h_i is the present height of the i th patch of grass and α controls the amount of noise. We apply the noise at the beginning of each cycle, before driving. Because the grass may grow anywhere, adding noise to the model leads to newly-accessible states where grass heights do not necessarily increase from left to right. The proliferation of new states and transitions leads us to distinguish this memory behavior as MTM with noise (MTMN).

Focusing on a single patch of grass, we may predict its equilibrium height in the case where there is almost always some grass to cut ($h_i(t) > 0$ at long times). In this case, the average change from one cycle to the next in the steady state is:

$$\langle h_i(t+1) - h_i(t) \rangle = \alpha \frac{h_{\text{init}} - \langle h_i(t) \rangle}{h_{\text{init}}} - \langle D_i \rangle, \quad (2)$$

where $\langle \rangle$ denotes a time-average, and the time-averaged driving $\langle D_i \rangle$ has value 1 if the i th patch is visited on each cycle, $\frac{1}{2}$ if it is visited on alternate cycles, etc. Seeking $h_i(t+1) = h_i(t) = \langle h_i(t) \rangle$ we find that

$$\langle h_i(t) \rangle = h_{\text{init}} \left(1 - \frac{\langle D_i \rangle}{\alpha} \right). \quad (3)$$

When driving with multiple amplitudes, $\langle D_i \rangle$ will vary from patch to patch, and the $\langle h_i \rangle$ observed at each patch will encode that variation. This mechanism allows multiple memories to be stored in the steady state¹.

To demonstrate these behaviors, we simulate a system with $N = 20$ and $h_{\text{init}} = 30$. Figure 4 shows the average steady-state grass heights over 10^6 cycles and their fluctuations, for three memories at different values of α . For each α , noise allows all three memories to be retained indefinitely. Notably, even the memory at $\gamma = 5$ is retained when $\alpha = 0.5$, despite the maximum growth rate being smaller than the average driving rate $\langle D_i \rangle$ at each patch $i \leq 10$. Nevertheless, the patches in the interval $6 \leq i \leq 10$ can fluctuate up to $h_i = 1$ or higher at times, since they have a finite

¹ This analysis requires $\alpha > \langle D_i \rangle$, otherwise the assumption $h_i(t) > 0$ is frequently violated at patch i .

probability of gaining height on cycles with $\gamma = 5$. This stochastic case leads to $\langle h_i \rangle > 0$, which allows the memory to persist.

As in other systems with MTM [20, 22], the noise does not require fine-tuning; we find that as long as $1 \lesssim \alpha \ll h_{\text{init}}$, all memories will be preserved on average. However, a suitable readout method must distinguish between stored memories and noise; this appears easiest near $\alpha = 1.0$. In principle, noise may also mask a memory. To explore how often this occurs, we consider $N = 3$ patches that are driven with alternating amplitudes 1 and 2, with $\alpha = 1$. For all memories to be present, h_i must increase at each patch from left to right. We find that in the steady state, a system with $h_{\text{init}} = 5$ spends 99% of the time in states with both memories; with $N = 3$ and $h_{\text{init}} = 10$, a memory is missing just 10^{-5} of the time. Thus, the memories are discernible at nearly all times under only modest conditions. The system also has plasticity: after reaching a steady state with $\gamma_0 = 2$, we can switch to $\gamma_0 = 1$ and form a new memory of that value instead.

C. Recovering the Mullins effect

We now return to the case without noise to show that the park bench model and the framework of directed graphs can capture another distinct memory behavior. In particular, we note that a simpler form of memory occurs for $h_{\text{init}} = 1$. Here there is no transient because a single cycle removes all the grass up to the visited bench; one might call this the “scorched earth” version of the model. Thus, the system remembers only the largest amplitude in its entire driving history. This is the same general behavior as the Mullins effect [1, 3, 30], which occurs in polymer networks such as rubber under cyclic loading. There, the memory is indicated by a kink in the stress-strain curve at the largest stress that was previously applied to the sample. Figure 5a shows the minimal transition graph for the Mullins effect, which is equivalent to the park bench model with $N = 2$, $h_{\text{init}} = 1$, shown in Fig. 5b. One can easily construct the corresponding park bench graph for any N , which will have the same memory behavior.

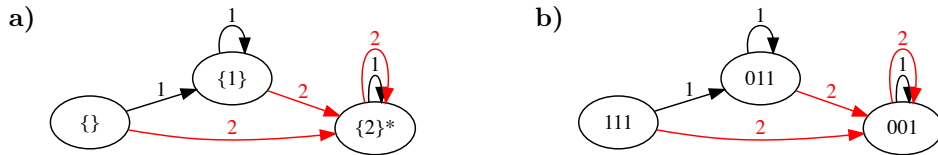


FIG. 5. Mullins effect. **(a)** Minimal schematic representation, as in Fig. 1. The state $\{2\}^*$ is incapable of having a memory of 1 written in it. **(b)** Transition graph for the park bench model with $N = 2$, $h_{\text{init}} = 1$. A single memory is encoded where the grass height switches from 0 to a plateau of 1.

D. Return-point memory

To further demonstrate the generality of our approach, we now develop a minimal description of return-point memory (RPM) using directed graphs and a simple physically-motivated model. For cyclic driving, the key property of return-point memory can be described as follows. Suppose a system is driven with an amplitude γ_0 , thereby putting it in a state s . The system is then subjected to further driving cycles, all having amplitude less than or equal to γ_0 . The system has return-point memory if a single cycle of amplitude γ_0 will then return the system to the exact same state, s ; it *remembers* this previous state. This generic behavior is observed in ferromagnets [15, 16] and many other non-equilibrium systems [25–27, 31]. Because returning to s is equivalent to wiping

out all hysteresis since s was last visited, the system's behavior can also change noticeably as γ_0 is surpassed, allowing the memory to be read out by a macroscopic observable such as magnetization.

Minimal graph of return-point memory — Figure 6a shows a schematic depiction of the minimal set of states and transitions for RPM. The transition graph is strikingly similar to the graph of the Mullins effect in Fig. 5b, but with the addition of the multiple-memory state $\{1, 2\}$. This multiple-memory state can only be reached if the smaller amplitude is applied last.

In general, graphs with RPM have the following distinct properties: (1) the “maximal” state (e.g., $\{2\}$ in Fig. 6a) can be reached from any other state by applying the maximum allowed amplitude; (2) of all possible paths from the maximal state to any reachable state (here just $\{1, 2\}$) there is a unique path that does not involve erasure of a memory; and (3) there is no attractor with reduced memory, such as the $\{2\}^*$ state in MTM. Property 2 is a consequence of “no-passing” [32] and expresses the importance of the order in which memories are added. Property 3 indicates that noise is not required to maintain the system's long-term capacity for memories.

Minimal model of return-point memory — Figure 6b shows a transition graph where states are represented as binary strings of length N . Each transition represents a cycle with driving amplitude $H_0 < N$, which we restrict to odd integers. The first $H - 1$ digits are set to “0”, and digit H is set to “1”. A memory is indicated wherever the substring “10” appears. These rules reproduce the graph structure in Fig. 6a.

These rules for strings are motivated by a physical system: they arise from a simplified version of the Preisach model of a ferromagnet [15, 33], which is a well-studied model for RPM. We use N uncoupled spins (also called hysterons), indexed by $j = 1, 2, \dots, N$, which are driven by an external field, H . Each spin may be “on” with state 1 or “off” with state 0. In our model, the j th spin turns on at $H \geq H_{\text{on}} = j$ and off at $G \leq H_{\text{off}} = -(j + 1)$. We restrict ourselves to driving cycles following the sequence $H = 0 \rightarrow H_0 \rightarrow -H_0 \rightarrow 0$. (Note that H plays the role of γ , but we use the symbol H for familiarity.) States are denoted by a binary string of length N , indicating the state of each spin. As the field is ramped up from 0 to H_0 it writes “1” on the string from left to right; as it is ramped down to $-H_0$ it writes “0” on the string from left to right. Thus, a cycle of amplitude H_0 overwrites the first $H_0 - 1$ characters in the string with “0” and writes a single “1” at position H_0 .

In a real ferromagnet, memories are read out by observing a discontinuity in the slope of a graph of magnetization (the average state of the spins) versus H . Here this occurs wherever the substring “10” appears in the string—a gap in the sequence of spin flips as H is ramped up from 0. This method of readout requires that memories be separated, which we ensure by restricting the driving to odd amplitudes that are less than N . Thus, “1” may only be written at odd positions in the string, and all accessible states are sequences of the substrings “00” and “10”.

Figure 6b shows the smallest such model with RPM, $N = 4$. Starting at the state 0000, driving with amplitude $H_0 = 1$ leads to 1000, which is a fixed point under repeated driving with $H_0 = 1$. Driving with $H_0 = 3$ leads to 0010. From this state, $H_0 = 1$ adds a memory to the first position. In

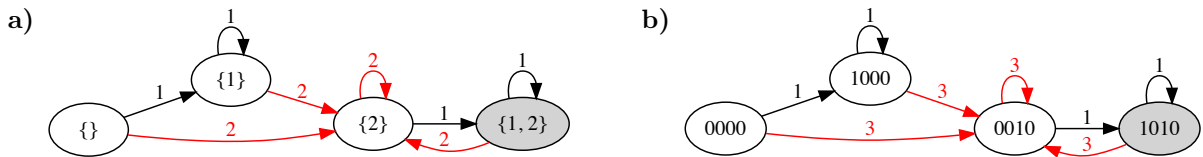


FIG. 6. Return-point memory (RPM). (a) Minimal schematic representation, as in Fig. 1. The order in which memories are written is important: to reach the multiple-memory state $\{1, 2\}$, the last driving must have amplitude 1. (b) The smallest realization of our ferromagnet model shows RPM. The multiple memory state 1010 may only be reached by writing the small memory ($\gamma = 1$) after the large one ($\gamma = 3$).

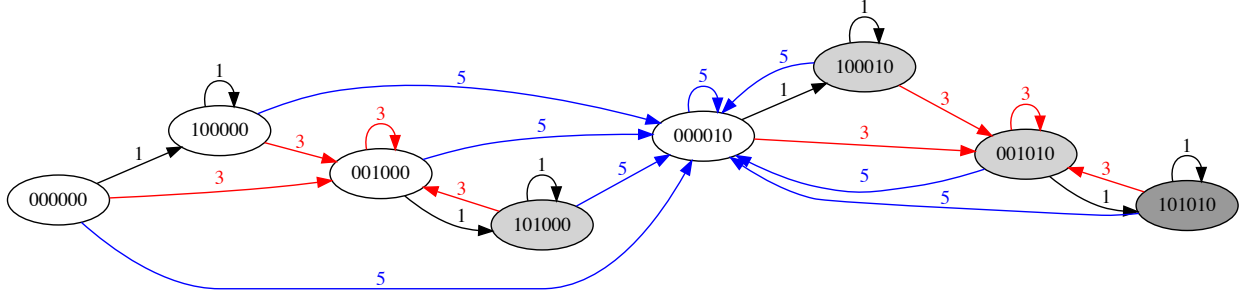


FIG. 7. Transition graph for our ferromagnet model with 6 hysterons. There are four different states that store two memories (101000, 101000, 100010, and 001010) and one state that stores three memories (101010). Memories are erased only by driving with a larger amplitude; the largest amplitude applied to the system over its entire history is thus always retained.

contrast to MTM the two memories cannot be written in any order; $H_0 = 1$ must be written last. Figure 7 shows the transition graph for $N = 6$. As in the smaller system, there is a unique path without erasure to any multiple-memory state. The graph also shows quite clearly that from any state, a single application of $H_0 = 5$ brings the system to the maximal state, 000010, immediately erasing any smaller memories.

To establish return point memory for arbitrary N , consider a cycle of amplitude H_0 that puts the system in state s . Suppose a sequence of $\{H_i\}$ with all $H_i < H_0$ is then applied. We must show that applying H_0 again returns the system to the state s . This may be seen by noting that the state s starts with H_0 zeros. Each of the cycles of amplitude H_i alters only the hysterons with indices $j < H_0$ (since $H_i < H_0$). A cycle of amplitude H_0 thus resets the first H_0 hysterons back to 0.

E. Diagnosing memory behavior in experiments

Although we have illustrated our approach using minimal models, we expect it should be useful for experiments and dynamical simulations, by forming hypotheses and excluding possible memory behaviors in a given physical setting. Dividing driving into cycles and reading out memories is a structured way to do this. For example, the minimal graph for MTM in Fig. 1 possesses a state $\{2\}^*$, which has a memory of 2 but with no capacity for writing a memory of 1. In contrast, RPM does not have such a state; a smaller memory may always be written. A series of experiments on dilute suspensions recently established memory behavior consistent with MTM [23]. We point out that a small subset of those experiments—*i.e.*, those establishing the existence of a state $\{2\}^*$ —is enough to demonstrate that the memory behavior is distinct from RPM. Likewise, in amorphous solids we can identify an analog of each state in Fig. 6a, show the *absence* of an absorbing state [24], and demonstrate that memory content depends on which amplitude was applied last—suggesting an RPM-like behavior and prompting further experiments to probe the detailed microscopic behaviors [34].

Another value of transition graphs is in organizing experimental results. By enumerating a complete set of transitions, one can then identify which transitions have been demonstrated experimentally. For instance, experiments on dilute suspensions have not yet shown the existence of the $\{1\} \rightarrow \{1, 2\}$ transition in Fig. 1, despite establishing all other characteristics of multiple transient memories [23].

We note that developing a reliable readout is essential for these applications. An example of a readout protocol is to drive the system with a series of increasing amplitudes and monitor its

response as a function of amplitude [13, 23, 34]. In this case, one must be careful to ensure that the readout process does not introduce or erase memories before they are observed. One way to test this property is to compare the results of a “sequential” readout involving a series of cycles at different amplitudes, with a “parallel” readout that takes many identically-prepared systems (or copies of a single simulated system) and then drives each with a different amplitude for one cycle [24, 35]. Once a method for readout is established, mapping some or all of the states reached by cyclic driving can be a straightforward yet powerful diagnostic test.

In systems with significant transients, our general approach becomes more cumbersome due to a possibly large number of states. In this case it may be useful to consider the effective transitions that result from either driving the system with a large number of cycles much greater than the known transient length, or from driving with an intermediate number of cycles less than the transient length.

One may also construct even simpler tests that do not require a careful memory readout. For instance, if one can compare states of the system observed after each cycle of driving, *e.g.* by simple image subtraction, one can identify distinct states and map their transitions without knowing their memory content. In dilute suspensions, when many cycles of a given amplitude are applied, further driving at a smaller amplitude does not change the state (away from $\{2\}^*$) [23]. This by itself rules out RPM. The same test in amorphous solids *does* change the state (to $\{1, 2\}$) [34].

III. DISCUSSION

This work establishes a simple graph structure as a common language for comparing memories across multiple systems. This may help to sort through the growing body of work on cyclic memory formation and self-organization. This includes the recent findings that multiple transient memory may occur in seemingly disparate models and physical systems [19–21, 23, 24], but also some less-understood examples, such as the evolution of bandgaps in a 1D array of particles driven by acoustic waves [28], and cyclic memories observed in glassy systems like amorphous solids [13, 18, 24, 34]. Moreover this approach could help to identify memory in subgraphs that are embedded in a larger set of states, similar to the more detailed description of return-point memory developed by Mungan and Terzi [17]. Finally, it lets us imagine new, as-yet undiscovered cyclic memory behaviors and consider how they might be identified.

We also demonstrated the minimal set of states required for multiple transient memory, and we described a simple physically-motivated model that produces this behavior. The park bench model of MTM can store multiple pieces of information (i.e., locations of jumps in the grass height) in transient states, but it forgets all but the largest repeated excursion in the steady state². This is somewhat remarkable as the system has a dearth of complexity: there is only a small, enumerable set of states, no disorder, and the evolution is determined by the sequence of inputs with no stochastic element.

The park bench model also demonstrates that criticality is not required for MTM. In some other forms of memory such as aging and rejuvenation in glasses [4, 7, 36], multiple memories may exist simultaneously because the system has many relaxation processes across a range of length- and timescales. Proximity to a critical point is a natural way to get this wide range of scales, suggesting a link between multiple memory formation and criticality. Indeed, sheared non-Brownian suspensions and charge-density wave conductors both feature critical transitions in their dynamics—a depinning transition of the charge-density wave [37, 38], and an irreversibility

² For simplicity, we neglected the memory of the smallest input, which for a suspension driven cyclically between $\gamma = 0$ and γ_i corresponds to a “trivial” memory written at $\gamma = 0$ [23]. One could add benches and patches to the left of patch 1 and denote also the memories of the smallest inputs in the transition graphs, but the basic memory behavior would be the same.

transition of the sheared suspension with diverging time- and length-scales [21, 22, 39]. But this is just one strategy for avoiding interference of multiple memories; a simpler strategy is for the driving to select a unique scale directly, as occurs in the park bench model and our simplified ferromagnet model.

Recent studies of memory formation in sheared non-Brownian suspensions [21–23], amorphous solids and frustrated spin systems [13, 18, 24, 34], and charge-density waves [19, 20], have raised the tantalizing possibility that systems with the same memory behavior may share deeper aspects of their physics, such as a critical transition. The existence of a minimal, physically-motivated model of multiple transient memory that has neither criticality nor nonlinear diffusion suggests that this idea should be pursued with caution. On the other hand, it shows that an extremely simple model can elucidate underlying mechanisms for memory behaviors. A similar approach has been illuminating in the study of aging and rejuvenation in glasses, where a simple algorithm that sorts a short list of numbers was found to capture a non-trivial set of memory behaviors [5].

Data accessibility. The data that support the findings of this study are available from the corresponding author upon reasonable request.

Competing interests. The authors declare no competing interests.

Authors’ contributions. J.D.P. and N.C.K. conceived the study and analyzed the models. N.C.K. performed simulations. J.D.P. and N.C.K. interpreted the results and wrote the paper.

Acknowledgements. This work was initiated at the Winter 2018 KITP program, “Memory Formation in Matter.” We are grateful to Sidney Nagel for inventing the park bench model, and Muhittin Mungan for proposing and encouraging the use of graphs. We also thank Srikanth Sastry, Tom Witten, and other participants in the program.

Funding statement. J.D.P. gratefully acknowledges the Donors of the American Chemical Society Petroleum Research Fund for partial support of this research. This research was also supported by the National Science Foundation under Grant No. PHY-1748958 to the KITP, and Grant No. DMR-1708870 to N.C.K.

Ethics statement. This work involves data obtained only from computer simulations.

-
- [1] L Mullins, “Effect of stretching on the properties of rubber,” *Rubber Chemistry and Technology* **21**, 281–300 (1948).
 - [2] Kei Kurita and Naoyuki Fujii, “Stress memory of crystalline rocks in acoustic emission,” *Geophysical Research Letters* **6**, 9–12 (1979).
 - [3] Kurt M Schmoller and Andreas R Bausch, “Similar nonlinear mechanical responses in hard and soft materials,” *Nature materials* **12**, 278 (2013).
 - [4] K Jonason, E Vincent, J Hammann, JP Bouchaud, and P Nordblad, “Memory and chaos effects in spin glasses,” *Physical Review Letters* **81**, 3243 (1998).
 - [5] Ling-Nan Zou and Sidney R Nagel, “Glassy dynamics in thermally activated list sorting,” *Physical review letters* **104**, 257201 (2010).
 - [6] Ian Gilbert, Gia-Wei Chern, Bryce Fore, Yuyang Lao, Sheng Zhang, Cristiano Nisoli, and Peter Schiffer, “Direct visualization of memory effects in artificial spin ice,” *Phys. Rev. B* **92**, 104417 (2015).
 - [7] Jie Yang and A Alan Middleton, “Configuration memory in patchwork dynamics for low-dimensional spin glasses,” *Physical Review B* **96**, 214208 (2017).
 - [8] Kittiwit Matan, Rachel B Williams, Thomas A Witten, and Sidney R Nagel, “Crumpling a thin sheet,” *Physical Review Letters* **88**, 076101 (2002).
 - [9] Yoav Lahini, Omer Gottesman, Ariel Amir, and Shmuel M Rubinstein, “Nonmonotonic aging and memory retention in disordered mechanical systems,” *Physical review letters* **118**, 085501 (2017).

- [10] Nathan C Keim, Joseph Paulsen, Zorana Zeravcic, Srikanth Sastry, and Sidney R Nagel, “Memory formation in matter,” arXiv preprint arXiv:1810.08587 (2018).
- [11] Masahiro Toiya, Justin Stambaugh, and Wolfgang Losert, “Transient and Oscillatory Granular Shear Flow,” *Phys. Rev. Lett.* **93**, 088001 (2004).
- [12] John R Royer and Paul M Chaikin, “Precisely cyclic sand: Self-organization of periodically sheared frictional grains,” *Proceedings of the National Academy of Sciences* **112**, 49–53 (2015).
- [13] Davide Fiocco, Giuseppe Foffi, and Srikanth Sastry, “Encoding of Memory in Sheared Amorphous Solids,” *Phys. Rev. Lett.* **112**, 025702 (2014).
- [14] Nathan C Keim and Paulo E Arratia, “Mechanical and Microscopic Properties of the Reversible Plastic Regime in a 2D Jammed Material,” *Phys. Rev. Lett.* **112**, 028302 (2014).
- [15] J Barker, D Schreiber, BG Huth, and D H Everett, “Magnetic hysteresis and minor loops: Models and experiments,” *Proc. R. Soc. Lond. A* **386**, 251–261 (1983).
- [16] James P Sethna, Karin Dahmen, Sivan Kartha, James A Krumhansl, Bruce W Roberts, and Joel D Shore, “Hysteresis and hierarchies: Dynamics of disorder-driven first-order phase transformations,” *Phys. Rev. Lett.* **70**, 3347 (1993).
- [17] Muhittin Mungan and M Mert Terzi, “The structure of state transition graphs in hysteresis models with return point memory. i. general theory,” arXiv:1802.03096 (2018).
- [18] Davide Fiocco, Giuseppe Foffi, and Srikanth Sastry, “Memory effects in schematic models of glasses subjected to oscillatory deformation,” *J. Phys: Cond. Matter* **27**, 194130 (2015).
- [19] S N Coppersmith, T C Jones, L P Kadanoff, A Levine, J P McCarten, S R Nagel, S C Venkataramani, and Xinlei Wu, “Self-Organized Short-Term Memories,” *Phys. Rev. Lett.* **78**, 3983–3986 (1997).
- [20] M L Povinelli, S N Coppersmith, L P Kadanoff, S R Nagel, and S C Venkataramani, “Noise stabilization of self-organized memories,” *Phys. Rev. E* **59**, 4970–4982 (1999).
- [21] Nathan C Keim and Sidney R Nagel, “Generic Transient Memory Formation in Disordered Systems with Noise,” *Phys. Rev. Lett.* **107**, 010603 (2011).
- [22] Nathan C Keim, Joseph D Paulsen, and Sidney R Nagel, “Multiple transient memories in sheared suspensions: Robustness, structure, and routes to plasticity,” *Phys. Rev. E* **88**, 032306 (2013).
- [23] Joseph D Paulsen, Nathan C Keim, and Sidney R Nagel, “Multiple Transient Memories in Experiments on Sheared Non-Brownian Suspensions,” *Phys. Rev. Lett.* **113**, 068301 (2014).
- [24] Monoj Adhikari and Srikanth Sastry, “Memory formation in cyclically deformed amorphous solids and sphere assemblies,” *Eur. Phys. J. E* **41**, 045504 (2018).
- [25] M Lilly, P Finley, and R Hallock, “Memory, congruence, and avalanche events in hysteretic capillary condensation,” *Phys. Rev. Lett.* **71**, 4186–4189 (1993).
- [26] J M Deutsch, Abhishek Dhar, and Onuttom Narayan, “Return to Return Point Memory,” *Phys. Rev. Lett.* **92**, 227203 (2004).
- [27] Jordi Ortín, “Preisach modeling of hysteresis for a pseudoelastic Cu-Zn-Al single crystal,” *J. Appl. Phys* **71**, 1454 (1991).
- [28] Nicolas Bachelard, Chad Ropp, Marc Dubois, Rongkuo Zhao, Yuan Wang, and Xiang Zhang, “Emergence of an enslaved phononic bandgap in a non-equilibrium pseudo-crystal,” *Nature Materials* **16**, 808–813 (2017).
- [29] M Dobroka, Y Kawamura, K Ienaga, S Kaneko, and S Okuma, “Memory formation and evolution of the vortex configuration associated with random organization,” *New Journal of Physics* **19**, 053023 (2017).
- [30] Julie Diani, Bruno Fayolle, and Pierre Gilormini, “A review on the Mullins effect,” *European Polymer Journal* **45**, 601–612 (2009).
- [31] P H Emmett and Martin Cines, “Adsorption of Argon, Nitrogen, and Butane on Porous Glass.” *J. Phys. Chem.* **51**, 1248–1262 (1947).
- [32] A Alan Middleton, “Asymptotic uniqueness of the sliding state for charge-density waves,” *Phys. Rev. Lett.* **68**, 670 (1992).
- [33] Ferenc Preisach, “Über die magnetische nachwirkung,” *Zeitschrift für physik* **94**, 277–302 (1935).
- [34] Nathan C Keim, Jacob Hass, Brian Kroger, and Devin Wieker, “Return-point memory in an amorphous solid,” arXiv:1809.08505 (2018).
- [35] Srimayee Mukherji, Neelima Kandula, A K Sood, and Rajesh Ganapathy, arXiv:1808.07701 (2018).
- [36] H Yardimci and RL Leheny, “Memory in an aging molecular glass,” *EPL (Europhysics Letters)* **62**, 203 (2003).

- [37] Daniel S. Fisher, “Sliding charge-density waves as a dynamic critical phenomenon,” *Phys. Rev. B* **31**, 1396–1427 (1985).
- [38] S N Coppersmith and P B Littlewood, “Pulse-duration memory effect and deformable charge-density waves,” *Phys. Rev. B* **36**, 311 (1987).
- [39] Laurent Corté, P M Chaikin, J P Gollub, and D J Pine, “Random organization in periodically driven systems,” *Nat. Phys.* **4**, 420 (2008).