

Scalable inference of topic evolution via models for latent geometric structures

Mikhail Yurochkin^{*1,2}, Zhiwei Fan^{†3}, Aritra Guha^{‡2}, Paraschos Koutris^{§3}
and XuanLong Nguyen^{¶2}

¹IBM Research AI

²Department of Statistics, University of Michigan

³Department of Computer Science, University of Wisconsin-Madison

Abstract

We develop new models and algorithms for learning the temporal dynamics of the topic polytopes and related geometric objects that arise in topic model based inference. Our model is nonparametric Bayesian and the corresponding inference algorithm is able to discover new topics as the time progresses. By exploiting the connection between the modeling of topic polytope evolution, Beta-Bernoulli process and the Hungarian matching algorithm, our method is shown to be several orders of magnitude faster than existing topic modeling approaches, as demonstrated by experiments working with several million documents in under two dozens of minutes.

1 Introduction

The topic or population polytope is a fundamental geometric object that underlies the presence of latent topic variables in topic and admixture models (Blei et al., 2003; Pritchard et al., 2000; Tang et al., 2014). The geometry of topic models provides the theoretical basis for posterior contraction analysis of latent topics, in addition to helping to develop fast and quite accurate inference algorithms in parametric and nonparametric settings (Nguyen, 2015; Yurochkin & Nguyen, 2016; Yurochkin et al., 2017). When data and the associated topics are indexed by time dimension, it is of interest to study the temporal dynamics of such latent geometric structures. In this paper, we will study the modeling and algorithms for learning temporal dynamics of topic polytope that arises in the analysis of text corpora.

Several authors have extended the basic topic modeling framework to analyze how topics evolve over time. The Dynamic Topic Models (DTM) (Blei & Lafferty, 2006) demonstrated the importance of accounting for non-exchangeability between document groups, particularly when time index is provided. Another approach is to keep topics fixed and consider only evolving topic popularity (Wang & McCallum, 2006). Hong et al. (2011) extended such an approach to multiple corpora. Ahmed & Xing (2012) proposed a nonparametric construction extending DTM where topics can appear or eventually die out. Although the evolution of the latent geometric structure (i.e., the topic polytope) is implicitly present in these works, it was not explicitly addressed nor is the geometry exploited. A related limitation shared by these modeling frameworks is the lack of scalability, due to inefficient joint modeling and learning of topics at each time point and topic evolution over time. To improve scalability, a natural solution is decoupling the two phases of inference.

To this end, we seek to develop a series of topic *meta*-models, i.e. models for temporal dynamics of topic polytopes, assuming that the topic estimates from each time point have already been obtained via some efficient

^{*}mikhail.yurochkin@ibm.com

[†]zhiwei@cs.wisc.edu

[‡]aritra@umich.edu

[§]paris@cs.wisc.edu

[¶]xuanlong@umich.edu

static topic inference technique. The focus on inference of topic evolution offers novel opportunities and challenges. To start, what is the suitable ambient space in which the topic polytope is represented? As topics evolve, so are the number of topics that may become active and dormant, raising distinct modeling choices. Interesting issues arise in the inference, too. For instance, what is the principled way of *matching* vertices of a collection of polytopes to their next incarnations? Such question arises because we consider modeling of topics learned independently across timestamps and text corpora, which entails the need for preserving the topic structure’s permutation invariance of the vertex labels.

We consider an isometric embedding of the unit sphere in the word simplex, so that the evolution of topic polytopes may be represented by a collection of (random) trajectories of points residing on the unit sphere. Instead of attempting to mix-match vertices in an ad hoc fashion, we appeal to a Bayesian nonparametric modeling framework that allows the number of topic vertices to be random and vary across time. The mix-matching between topics shall be guided by the assumption on the smoothness of the collection of global trajectories on the sphere using Von Mises-Fisher dynamics (Mardia & Jupp, 2009). The selection of active topics at each time point will be enabled by a nonparametric prior on the random binary matrices via the (hierarchical) Beta-Bernoulli process (Thibaux & Jordan, 2007).

Our contribution includes a sequence of Bayesian nonparametric models in increasing levels of complexity: the simpler model describes a topic polytope evolving over time, while the full model describes the temporal dynamics of a collection of topic polytopes as they arise from multiple corpora. The semantics of topics can be summarized as follows: there is a collection of latent global topics of unknown cardinality evolving over time (e.g. topics in science or social topics in Twitter). Each year (or day) a subset of the global topics is elucidated by the community (some topics may be dormant at a given time point). The nature of each global topic may change smoothly (via varying word frequencies). Additionally, different subsets of global topics are associated with different groups (e.g. journals or Twitter location stamps), some becoming active/inactive over time.

Another key contribution includes a suite of scalable approximate inference algorithms suitable for online and distributed settings. In particular, we focus mainly on MAP updates rather than a full Bayesian integration. This is appropriate in an online learning setting, moreover such updates of the latent topic polytope can be viewed as solving an optimal matching problem for which a fast Hungarian matching algorithm can be applied. Our approach is able to perform dynamic nonparametric topic inference on 3 million documents in 20 minutes, which is significantly faster than prior static online and/or distributed topic modeling algorithms (Newman et al., 2008; Hoffman et al., 2010; Wang et al., 2011; Bryant & Sudderth, 2012; Broderick et al., 2013).

The remainder of the paper is organized as follows. In Section 2 we define a Markov process over the space of topic polytopes (simplices). In Section 3 we present a series of models for polytope dynamics and describe our algorithms for online dynamic and/or distributed inference. Section 4 demonstrates experimental results. We conclude with a discussion in Section 5.

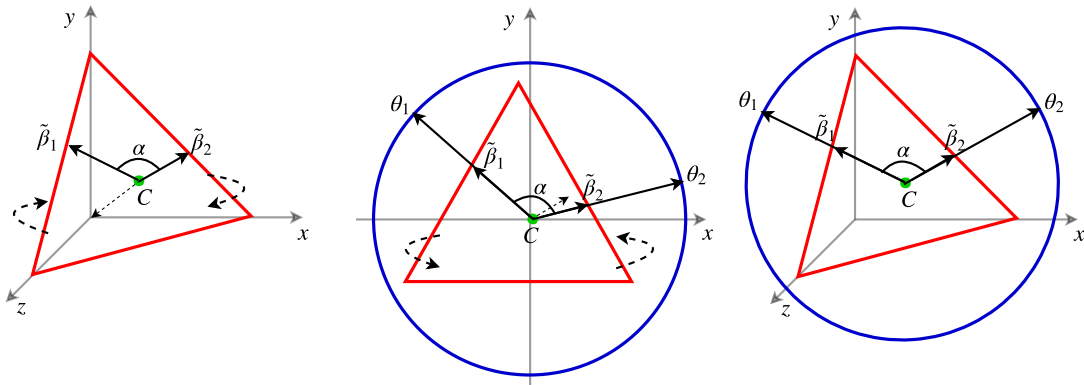


Figure 1: Invertible transformation between unit sphere and a standard simplex.

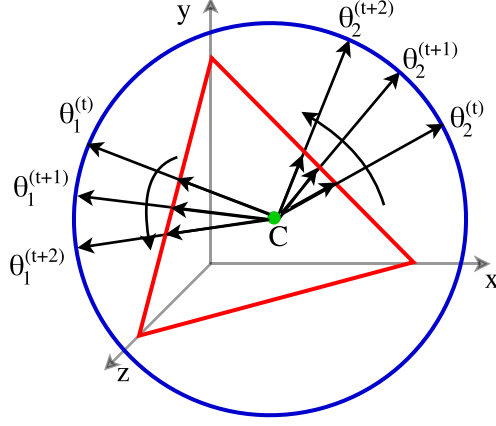


Figure 2: Topic dynamics on sphere and simplex

2 Temporal dynamics of a topic polytope

The fundamental object of inference in this work is the topic polytope arising in topic modeling which we shall now define (Blei et al., 2003; Nguyen, 2015). Given a vocabulary of V words, a topic is defined as a probability distribution on the vocabulary. Thus a topic is taken to be a point in the vocabulary simplex, namely, Δ^{V-1} , and a topic polytope for a corpus of documents is defined as a convex hull of topics associated with the documents. Geometrically, the topics correspond to the vertices (extreme points) of the (latent) topic polytope to be inferred from data.

In order to infer about the temporal dynamics of a topic polytope, one might consider the evolution of each topic variable, say $\theta^{(t)}$, which represents a vertex of the polytope at time t . A standard approach is due to Blei & Lafferty (2006), who proposed to use a Gaussian Markov chain $\theta^{(t)} | \theta^{(t-1)} \sim \mathcal{N}(\theta^{(t-1)}, \sigma I)$ in \mathbb{R}^V for modeling temporal dynamics and a logistic normal transformation $\pi(\theta^{(t)})_i := \frac{\exp(\theta_i^{(t)})}{\sum_i \exp(\theta_i^{(t)})}$, which sends elements of \mathbb{R}^V into Δ^{V-1} . In our meta-modeling approach, we consider topics, i.e. points in Δ^{V-1} , learned independently across time and corpora. Logistic normal map is many-to-one, hence it is undesirably ambiguous in mapping a collection of topic polytopes to \mathbb{R}^V .

We propose to represent each topic variable as a point in a unit sphere \mathbb{S}^{V-2} , which possesses a natural isometric embedding (i.e. one-to-one) in the vocabulary simplex Δ^{V-1} , so that the temporal dynamics of a topic variable can be identified as a (random) trajectory on \mathbb{S}^{V-2} . This trajectory shall be modeled as a Markovian process on \mathbb{S}^{V-2} : $\theta^{(t)} | \theta^{(t-1)} \sim \text{vMF}(\theta^{(t-1)}, \tau_0)$. Von Mises-Fisher (vMF) distribution is commonly used in the field of directional statistics (Mardia & Jupp, 2009) to model points on a unit sphere and was previously utilized for text modeling (Banerjee et al., 2005; Reisinger et al., 2010).

Isometric embedding of \mathbb{S}^{V-2} in vocabulary simplex We start with the directional representation of topic polytope (Yurochkin et al., 2017): let $B = \{\beta_1, \dots, \beta_K\}$ be a collection of vertices of a topic polytope. Each vertex is represented as $\beta_k := C + R_k \tilde{\beta}_k$, where $C \in \text{Conv}(B)$ is a reference point in a convex hull of B , $\tilde{\beta}_k \in \mathbb{R}^V$ is a topic direction and $R_k \in \mathbb{R}_+$. Moreover, $R_k \in [0, 1]$ is determined so that the tip of direction vector $\tilde{\beta}_k$ resides on the boundary of Δ^{V-1} . Since the effective dimensionality of $\tilde{\beta}_k$ is $V-2$, we can now define an one-to-one and isometric map sending $\tilde{\beta}_k$ onto \mathbb{S}^{V-2} as follows: map of the vocabulary simplex $\Delta^{V-1} \in \mathbb{R}^V$ where it is first translated so that C becomes the origin and then rotated into \mathbb{R}^{V-1} , where resulting topics, say $\theta_1, \dots, \theta_K \in \mathbb{S}^{V-2}$, are normalized to the unit length. Observe that this geometric map is an isometry and hence invertible. It preserves angles between vectors, therefore we can evaluate vMF density without performing the map explicitly, by simply setting $\theta_k := \frac{\beta_k - C}{\|\beta_k - C\|}$. The following lemma formalizes this idea.

Lemma 1. $\Gamma : \{\beta = (\beta_1, \dots, \beta_V) \in \Delta^{V-1} : \beta_i = 0 \text{ for some } i\} \rightarrow \{\theta \in \mathbb{S}^{V-1} : \mathbb{1}_V^T \theta = 0\}$ is a homeomorphism, where $\Gamma(\beta) = (\beta - C) / \|\beta - C\|_2$, and $\Gamma^{-1}(\theta) = -\frac{\theta}{\max_i \theta_i / c_i} + C$, for any $C = (c_1, \dots, c_V) \in \Delta^{V-1}$.

Proofs of this Lemma is given in Supplement B.1. The intuition behind the construction is provided via Figure 1 which gives a geometric illustration for $V = 3$, vocabulary simplex Δ^{V-1} shown as red triangle. Two topics on the boundary (face) of the vocabulary simplex are $\beta_1 = C + \tilde{\beta}_1$ and $\beta_2 = C + \tilde{\beta}_2$. Green dot C is the reference point and $\alpha = \angle(\tilde{\beta}_1, \tilde{\beta}_2)$. In Fig. 1 (left) we move C by translation to the origin and rotate Δ^{V-1} from xyz to xy plane. In Fig. 1 (center) we show the resulting image of Δ^{V-1} and add a unit sphere (blue) in \mathbb{R}^2 . Corresponding to β_1, β_2 topics are the points θ_1, θ_2 on the sphere with $\angle(\theta_1, \theta_2) = \alpha$. Now, apply the inverse translation and rotation to *both* Δ^{V-1} and \mathbb{S}^{V-2} , the result is shown in Fig. 1 (right) — we are back to \mathbb{R}^3 and $\angle(\theta_1, \theta_2) = \angle(\tilde{\beta}_1, \tilde{\beta}_2) = \alpha$, where $\theta_k = \frac{\beta_k - C}{\|\beta_k - C\|_2}$. In Fig. 2 we give a geometric illustration of the temporal dynamics.

As described above, each topic evolves in a random trajectory residing in a unit sphere, so the evolution of a collection of topics can be modeled by a collection of corresponding trajectories on the sphere. Note that the number of "active" topics may be unknown and vary over time. Moreover, a topic may be activated, become dormant, and then resurface after some time. New modeling elements are introduced in the next section to account for these phenomena.

3 Hierarchical Bayesian modeling for single or multiple topic polytopes

We shall present a sequence of models with increasing levels of complexity: we start by introducing a hierarchical model for online learning of the temporal dynamics of a single topic polytope, allowing for varying number of vertices over time. Next, a model for *multiple* topic polytopes learned on different corpora drawing on a common pool of global topics. Finally, we present a "full" model for modeling evolution of global topic trajectories over time and across groups of corpora.

3.1 Dynamic model for single topic polytope

At a high level, our model maintains a collection of global trajectories taking values on a unit sphere. Each trajectory shall be endowed with a Von Mises-Fisher dynamic described in the previous section. At each time point, a random topic polytope is constructed by selecting a (random) subset of points on the trajectory evaluated at time t . The random selection is guided by a Beta-Bernoulli process prior (Thibaux & Jordan, 2007). This construction is motivated by a modeling technique of Nguyen (2010), who studied a Bayesian hierarchical model for inference of smooth trajectories on an Euclidean domain using Dirichlet process priors. Our generative model, using Beta-Bernoulli process as a building block, is more appropriate for the purpose of topic discovery. Due to the isometric embedding of \mathbb{S}^{V-2} in Δ^{V-1} described in the previous section, from here on we shall refer to topics as points on \mathbb{S}^{V-2} .

First, generate a collection of global topic trajectories using Beta Process prior (cf. Thibaux & Jordan (2007))¹ with a base measure H on the space of trajectories on \mathbb{S}^{V-2} and mass parameter γ_0 :

$$Q | \gamma_0, H \sim \text{BP}(\gamma_0, H). \quad (1)$$

It follows that $Q = \sum_i q_i \delta_{\theta_i}$, where $\{q_i\}_{i=1}^\infty$ follows a stick-breaking construction (Teh et al., 2007): $\mu_i \sim \text{Beta}(\gamma_0, 1)$, $q_i = \prod_{j=1}^i \mu_j$, and each $\theta_i \sim H$ is a sequence of T random elements on the unit sphere $\theta_i := \{\theta_i^{(t)}\}_{t=1}^T$, which are generated as follows:

$$\begin{aligned} \theta_i^{(t)} | \theta_i^{(t-1)} &\sim \text{vMF}(\theta_i^{(t-1)}, \tau_0) \text{ for } t = 1, \dots, T, \\ \theta_i^{(0)} &\sim \text{vMF}(\cdot, 0) - \text{uniform on } \mathbb{S}^{V-2}. \end{aligned} \quad (2)$$

At any given time $t = 1, \dots, T$, the process Q induces a marginal measure Q_t , whose support is given by the atoms of Q as they are evaluated at time t . Now, select a subset of the global topics that are active at t via the Bernoulli process $\mathcal{T}^{(t)} | Q_t \sim \text{BeP}(Q_t)$. This means that

$$\mathcal{T}^{(t)} := \sum_i b_i^{(t)} \delta_{\theta_i^{(t)}}, \text{ where } b_i^{(t)} | q_i \sim \text{Bern}(q_i), \forall i. \quad (3)$$

¹Thibaux & Jordan (2007) write $\text{BP}(c, H)$, $H(\Omega) = \gamma_0$; we set $c = 1$, $H = H/\gamma_0$ and write $\text{BP}(\gamma_0, H)$.

$\mathcal{T}^{(t)}$ are supported by atoms $\{\theta_i^{(t)} : b_i^{(t)} = 1, i = 1, 2, \dots\}$, which represent the topics that are active at time t . Finally, assume that noisy measurements of each of these topic variables are generated via:

$$v_k^{(t)} | \mathcal{T}^{(t)} \sim \text{vMF}(\mathcal{T}_k^{(t)}, \tau_1) \text{ for } k = 1, \dots, K^{(t)}, \quad (4)$$

where $K^{(t)} := \text{card}(\mathcal{T}^{(t)})$; $\mathcal{T}_k^{(t)}$ is the k -th atom of $\mathcal{T}^{(t)}$.

Noisy estimates for the topics at any particular time point may come from either the global topics observed until the previous time point or a topic yet unexplored. We emphasize that topics $\{v_k^{(t)}\}_{k=1}^{K^{(t)}}$ for $t = 1, \dots, T$ are the quantities we aim to model, hence we refer to our approach as the *meta*-model. These topics may be learned, for each time point independently, by inference algorithms corresponding to stationary topic models such as LDA (Blei et al., 2003) or its many extensions, and then transformed to sphere by applying Lemma 1.

The collection of random variables that “link up” the noisy estimates at any time point to the global topics observed thus far is of interest: let $B^{(t)} = ((B_{ik}^{(t)}))$ denote the binary matrix representing the assignment of observed topic estimates to global topics at time point t , i.e., $B_{ik}^{(t)} = 1$ if the vector $v_k^{(t)}$ is a noisy estimate for $\theta_i^{(t)}$.

By conditional independence, the joint posterior of the hidden $\theta^{(t)}$ given observed noisy $v^{(t)}$ is:

$$\mathbb{P}(\theta^{(0)}, \{\theta^{(t)}, B^{(t)}\}_{t=1}^T | \{v^{(t)}\}_{t=1}^T) \propto \mathbb{P}(\theta^{(0)}) \prod_{t=1}^T \mathbb{P}(\theta^{(t)}, B^{(t)} | \theta^{(t-1)}, \{B^{(a)}\}_{a=1}^{t-1}) \mathbb{P}(v^{(t)} | \theta^{(t)}, B^{(t)}).$$

For a time point t ,

$$\begin{aligned} & \mathbb{P}(\theta^{(t)}, B^{(t)} | \theta^{(t-1)}, \{B^{(a)}\}_{a=1}^{t-1}) \mathbb{P}(v^{(t)} | \theta^{(t)}, B^{(t)}) \propto \mathbb{P}(\theta^{(t)}, B^{(t)} | \theta^{(t-1)}, v^{(t)}, \{B^{(a)}\}_{a=1}^{t-1}) \propto \\ & \propto \prod_{i=1}^{L_{t-1}} \left(\left(\frac{m_i^{(t-1)}}{t - m_i^{(t-1)}} \right)^{\sum_{k=1}^{K^{(t)}} B_{ik}^{(t)}} \exp(\tau_0 \langle \theta_i^{(t-1)}, \theta_i^{(t)} \rangle) \right) \\ & \cdot \frac{\exp(-\frac{\gamma_0}{t})(\gamma_0/t)^{L_t - L_{t-1}}}{(L_t - L_{t-1})!} \exp(\tau_1 \sum_{i=1}^{L_t} \sum_{k=1}^{K^{(t)}} B_{ik}^{(t)} \langle \theta_i^{(t)}, v_k^{(t)} \rangle). \end{aligned} \quad (5)$$

The equation above represents a product of four quantities: (1) probability of $B^{(t)}$ s, where $m_i^{(t)}$ denotes the number of occurrences of topic i up to time point t (cf. popularity of a dish in the Indian Buffet Process (IBP) metaphor (Ghahramani & Griffiths, 2005)), (2) vMF conditional of $\theta_i^{(t)}$ given $\theta_i^{(t-1)}$ (cf. Eq. (2)), (3) number of new global topics at time t , $L_t - L_{t-1} \sim \text{Pois}(\gamma_0/t)$, and (4) emission probability $\mathbb{P}(v^{(t)} | \theta^{(t)}, B^{(t)})$ (cf. Eq. (4)). Derivation details are given in Supplement A.1.

Streaming Dynamic Matching (SDM) To perform MAP estimation in the streaming setting, we highlight the connection of the maximization of the posterior (5) to the objective of an optimal *matching* problem: given a cost matrix, workers should be assigned to tasks, at most one worker per task and one task per worker. The solution of this problem is obtained by employing the well-known Hungarian algorithm (Kuhn, 1955). This connection is formalized by the following.

Proposition 1. Given the cost:

$$C_{ik}^{(t)} = \begin{cases} \|\tau_1 v_k^{(t)} + \tau_0 \theta_i^{(t-1)}\|_2 - \tau_0 + \log \frac{m_i^{(t-1)}}{t - m_i^{(t-1)}}, & i \leq L_{t-1} \\ \tau_1 + \log \frac{\gamma_0}{t} - \log(i - L_{t-1}), & L_{t-1} < i \leq L_{t-1} + K^{(t)} \end{cases}$$

consider the optimization problem $\max_{B^{(t)}} \sum_{i,k} B_{ik}^{(t)} C_{ik}^{(t)}$ subject to the constraints that (a) for each fixed i , at most one of $B_{ik}^{(t)}$ is 1 and the rest are 0, and (b) for each fixed k , exactly one of $B_{ik}^{(t)}$ is 1 and the rest are 0. Then,

the MAP estimate for Eq. (5) can be obtained by the Hungarian algorithm, which solves for $((B_{ik}^{(t)}))$ to obtain $\theta_i^{(t)}$:

$$\begin{cases} \frac{\tau_1 v_k^{(t)} + \tau_0 \theta_i^{(t-1)}}{\|\tau_1 v_k^{(t)} + \tau_0 \theta_i^{(t-1)}\|_2}, & \text{if } \exists k \text{ s.t. } B_{ik}^{(t)} = 1 \text{ and } i \leq L_{t-1} \\ v_k^{(t)}, & \text{if } \exists k \text{ s.t. } B_{ik}^{(t)} = 1 \text{ and } i > L_{t-1} \text{ (new topic)} \\ \theta_i^{(t-1)} & \text{otherwise (topic is dormant at } t). \end{cases}$$

To complete description of the inference we shall describe how noisy estimates are obtained from the bag-of-words representation of the documents observed at time point t . We choose to use CoSAC (Yurochkin et al., 2017) algorithm to obtain topics $\{\beta_k^{(t)} \in \Delta^{V-1}\}_{k=1}^{K^{(t)}}$ from $\{x_m^{(t)} \in \mathbb{N}^V\}_{m=1}^{M_t}$, collection of M_t documents at time point t . CoSAC is a stationary topic modeling algorithm which can infer number of topics from the data and is computationally efficient for moderately sized corpora. We note that other topic modeling algorithms, e.g., variational inference (Blei et al., 2003) or Gibbs sampling (Griffiths & Steyvers, 2004; Teh et al., 2006), can be used in place of CoSAC. Estimated topics are then transformed to $\{v_k^{(t)} \in \mathbb{S}^{V-2}\}_{k=1}^{K^{(t)}}$ using Lemma 1 and reference point $C_t = \sum_{a=1}^t \sum_{m=1}^{M_a} \frac{x_m^{(a)}}{N_m^{(a)}} / \sum_{a=1}^t M_a$, where $N_m^{(a)}$ is the number of words in the corresponding document. Our reference point is simply an average (computed dynamically) of the normalized documents observed thus far. Finally we update MAP estimates of global topics dynamics based on Proposition 1. Streaming Dynamic Matching (SDM) is summarized in Algorithm 1.

Additional related literature We note some prior work using similar technical building blocks in different contexts. Fox et al. (2009) utilized Beta-Bernoulli process in time series modeling to capture switching regimes of an autoregressive process, where the corresponding Indian Buffet Process was used to select subsets of the latent states of the Hidden Markov Model. Williamson et al. (2010) used Indian Buffet Process in topic models to sparsify document topic proportions. Campbell et al. (2015) utilized Hungarian algorithm for streaming mean-field variational inference of the Dirichlet Process mixture model.

Algorithm 1 Streaming Dynamic Matching (SDM)

- 1: **for** $t = 1, \dots, T$ **do**
 - 2: Observe documents $\{x_m^{(t)}\}_{m=1}^{M_t}$
 - 3: Estimate topics $\{\beta_k^{(t)}\}_{k=1}^{K^{(t)}} = \text{CoSAC}(\{x_m^{(t)}\}_{m=1}^{M_t})$
 - 4: Map topics to sphere $\{v_k^{(t)}\}_{k=1}^{K^{(t)}}$ (Lemma 1)
 - 5: Given $\{\theta^{(t-1)}\}_{i=1}^{L_{t-1}}$ and $\{v_k^{(t)}\}_{k=1}^{K^{(t)}}$ compute cost matrix and estimate $\{\theta^{(t)}\}_{i=1}^{L_t}$ (Proposition 1)
 - 6: **end for**
-

3.2 Beta-Bernoulli Process for multiple topic polytopes

We now consider meta-modeling in the presence of multiple corpora, each of which maintains its own topic polytope. Large text corpora often can be partitioned based on some grouping criteria, e.g. scientific papers by journals, news by different media agencies or tweets by location stamps. In this subsection we model the collection of topic polytopes observed at a single time point by employing the Beta-Bernoulli Process prior (Thibaux & Jordan, 2007). The modeling of a collection of polytopes evolving over time will be described in the following subsection.

First, generate global topic measure Q as in Eq. (1). Here, we are interested only in a single time point, the base measure H is simply a $\text{vMF}(\cdot, 0)$, the uniform distribution over \mathbb{S}^{V-2} . Next, for each group $j = 1, \dots, J$, select a subset of the global topics:

$$\mathcal{T}_j | Q \sim \text{BeP}(Q), \text{ then } \mathcal{T}_j := \sum_i b_{ji} \delta_{\theta_i}, \text{ where } b_{ji} | q_i \sim \text{Bern}(q_i), \forall i. \quad (6)$$

Notice that each group $\mathcal{T}_j := \{\theta_i : b_{ji} = 1, i = 1, 2, \dots\}$ selects only a subset from the collection of global topics, which is consistent with the idea of partitioning by journals: some topics of ICML are not represented in

SIGGRAPH and vice versa. The next step is analogous to Eq. (4):

$$v_{jk}|\mathcal{T}_j \sim \text{vMF}(\mathcal{T}_{jk}, \tau_1) \text{ for } k = 1, \dots, K_j, \text{ where } K_j := \text{card}(\mathcal{T}_j). \quad (7)$$

We again use B to denote the binary matrix representing the assignment of global topics to the noisy topic estimates, i.e., $B_{jik} = 1$ if the k^{th} topic estimate for group j arises as a noisy estimate of global topic θ_i . However, the *matching* problem is now different from before: we don't have any information about the global topics as there is no history, instead we should match a *collection* of topic polytopes to a global topic polytope. The matrix of topic assignments is distributed a priori by an Indian Buffet Process (IBP) with parameter γ_0 . The conditional probability for global topics θ_i and assignment matrix B given topic estimates v_{jk} has the following form:

$$\mathbb{P}(B, \theta|v) \propto \exp(\tau_1 \sum_{j,i,k} B_{jik} \langle \theta_i, v_{jk} \rangle) \text{IBP}(\{m_i\}), \quad (8)$$

where IBP is the prior (see Eq. (15) of Griffiths & Ghahramani (2011)) and $m_i = \sum_{j,k} B_{jik}$ represents popularity of global topic i after the assignment.

Distributed Matching (DM) Similar to Section 3.1, we look for point estimates for the topic directions θ and for the topic assignment matrix B . Direct computation of the global MAP estimate for Eq. (8) is not straight-forward. The problem of matching across groups and topics is not amenable to a closed form Hungarian algorithm. However we show that for a fixed group the assignment optimization reduces to a case of the Hungarian algorithm. This motivates the use of Hungarian algorithm iteratively, which guarantees convergence to a local optimum.

Proposition 2. Given the cost:

$$C_{jik} = \begin{cases} \tau_1 \|v_{jk} + \sum_{-j,i,k} B_{-jik} v_{-jk}\|_2 + \\ \quad + \log \frac{m_{-ji}}{J - m_{-ji}} - \tau_1 \|\sum_{-j,i,k} B_{-jik} v_{-jk}\|_2, & \text{if } i \leq L_{-j} \\ \tau_1 + \log \frac{\gamma_0}{J} - \log(i - L_{-j}), & \text{if } L_{-j} < i \leq L_{-j} + K_j, \end{cases}$$

where $-j$ denotes groups excluding group j and L_{-j} is the number of global topics before group j (due to exchangeability of the IBP, group j can always be considered last). Then, a locally optimum MAP estimate for Eq. (8) can be obtained by iteratively employing the Hungarian algorithm to solve: for each group j , $((B_{jik}))$ which maximizes $\sum_{j,i,k} B_{jik} C_{jik}$, subject to constraints: (a) for each fixed i and j , at most one of B_{jik} is 1, rest are 0 and (b) for each fixed k and j , exactly one of B_{jik} is 1, rest are 0. After solving for $((B_{jik}))$, θ_i is obtained as:

$$\theta_i = \frac{\sum_{j,k} B_{jik} v_{jk}}{\|\sum_{j,k} B_{jik} v_{jk}\|_2}. \quad (9)$$

The noisy topics for each of the groups can be obtained by applying CoSAC to corresponding documents, which is trivially parallel. Distributed Matching algorithm is summarized in Supplement C.

3.3 Dynamic Hierarchical Beta Process

Our “full” model, the Dynamic Hierarchical Beta Process model (dHBP), builds on the constructions described in subsections 3.1 and 3.2 to enable the inference of temporal dynamics of collections of topic polytopes. We start by specifying the upper level Beta Process given by Eq. (1) and base measure H given by Eq. (2). Next, for each group $j = 1, \dots, J$, we introduce an additional level of hierarchy to model group specific distributions over topics:

$$Q_j|Q \sim \text{BP}(\gamma_j, Q), \text{ then } Q_j := \sum_i p_{ji} \delta_{\theta_i}, \quad (10)$$

where p_{ji} s vary around corresponding q_i . The distributional properties of p_{ji} are described in Thibaux & Jordan (2007).

At any given time t , each group j selects a subset from the common pool of global topics:

$$\mathcal{T}_j^{(t)} | Q_{jt} \sim \text{BeP}(Q_{jt}), \text{ then } \mathcal{T}_j^{(t)} := \sum_i b_{ji}^{(t)} \delta_{\theta_i^{(t)}}, \text{ where } b_{ji}^{(t)} | p_{ji} \sim \text{Bern}(p_{ji}), \forall i. \quad (11)$$

Let $\mathcal{T}_j^{(t)} := \{\theta_i^{(t)} : b_{ji}^{(t)} = 1, i = 1, 2, \dots\}$ be the corresponding collection of atoms – topics active at time t in group j . Noisy measurements of these topics are generated by:

$$v_{jk}^{(t)} | \mathcal{T}_j^{(t)} \sim \text{vMF}(\mathcal{T}_j^{(t)}, \tau_1) \text{ for } k = 1, \dots, K_j^{(t)}, \text{ where } K_j^{(t)} := \text{card}(\mathcal{T}_j^{(t)}). \quad (12)$$

The conditional distribution of global topics at t given the state of the global topics at $t - 1$:

$$\begin{aligned} & \mathbb{P}(\theta^{(t)}, B^{(t)} | \theta^{(t-1)}, v^{(t)}, \{B^{(a)}\}_{a=1}^{t-1}) \propto \\ & \propto \exp \left(\tau_0 \sum_i \langle \theta_i^{(t)}, \theta_i^{(t-1)} \rangle \right) F(\{m_{ji}^{(t-1)}\}, \{m_{ji}^{(t)}\}) \exp \left(\sum_{j,i,k} \tau_1 B_{jik}^{(t)} \langle \theta_i^{(t)}, v_{jk}^{(t)} \rangle \right), \end{aligned} \quad (13)$$

where $F(\{m_{ji}^{(t-1)}\}, \{m_{ji}^{(t)}\})$ is the prior term dependent on the popularity counts history from current and previous time points. Analogous to the Chinese Restaurant Franchise (Teh et al., 2006), one can think of an Indian Buffet Franchise in the case of HBP. A headquarter buffet provides some dishes each day and the local branches serve a subset of those dishes. Although this analogy seems intuitive, we are not aware of a corresponding Gibbs sampler and it remains to be a question of future studies. Therefore, unfortunately, we are unable to handle this prior term directly and instead propose a heuristic replacement — stripping away popularity of topics across groups and only considering group specific topic popularity (groups still remain dependent through the atom locations).

Streaming Dynamic Distributed Matching (SDDM) We combine our results to perform approximate inference of the model in Section 3.3. Using Hungarian algorithm, iterating over groups at time t obtain estimates for $((B_{jik}^{(t)}))$ based on the following cost:

$$C_{jik}^{(t)} = \begin{cases} \|\tau_1 v_{jk}^{(t)} + \tau_1 \sum_{-j,i,k} B_{-jik}^{(t)} v_{-jk}^{(t)} + \tau_0 \theta_i^{(t-1)}\|_2 + \\ \quad + \log \frac{1+m_{ji}^{(t)}}{t-m_{ji}^{(t)}} - \|\sum_{-j,i,k} B_{-jik}^{(t)} v_{-jk}^{(t)} + \tau_0 \theta_i^{(t-1)}\|_2, & \text{if } i \leq L_{-j}^{(t)} \\ \tau_1 + \log \frac{\gamma_0}{j} - \log(i - L_{-j}^{(t)}), & \text{if } L_{-j}^{(t)} < i \leq L_{-j}^{(t)} + K_j^{(t)}, \end{cases}$$

where $m_{ji}^{(t)}$ denotes the popularity of topic i in group j up to time t (plus one is used to indicate that global topic i exists even when $m_{ji}^{(t)} = 0$). Then compute global topic estimates:

$$\theta_i^{(t)} = \frac{\tau_1 \sum_{j,k} B_{jik}^{(t)} v_{jk}^{(t)} + \tau_0 \theta_i^{(t-1)}}{\|\tau_1 \sum_{j,k} B_{jik}^{(t)} v_{jk}^{(t)} + \tau_0 \theta_i^{(t-1)}\|_2}. \quad (14)$$

At time point t , the noisy topics for each of the groups can be obtained by applying CoSAC to corresponding documents in parallel. SDDM algorithm is summarized in Supplement C.

4 Experiments

The experimental evaluation has mainly two goals. First, we demonstrate that our proposed models can learn the latent temporal dynamics and discover new topics that change over time. Second, we show that in cases where the dataset is either temporal or partitioned into groups (or both), our models scale better by exploiting this inherent structure. We also include hyperparameters sensitivity analysis, along with intuitive visualizations. We perform the experiments by analyzing two datasets: the Early Journal Content (EJC)², and a collection of Wikipedia articles partitioned by categories and in time according to their popularity.

²<http://www.jstor.org/dfr/about/sample-datasets>

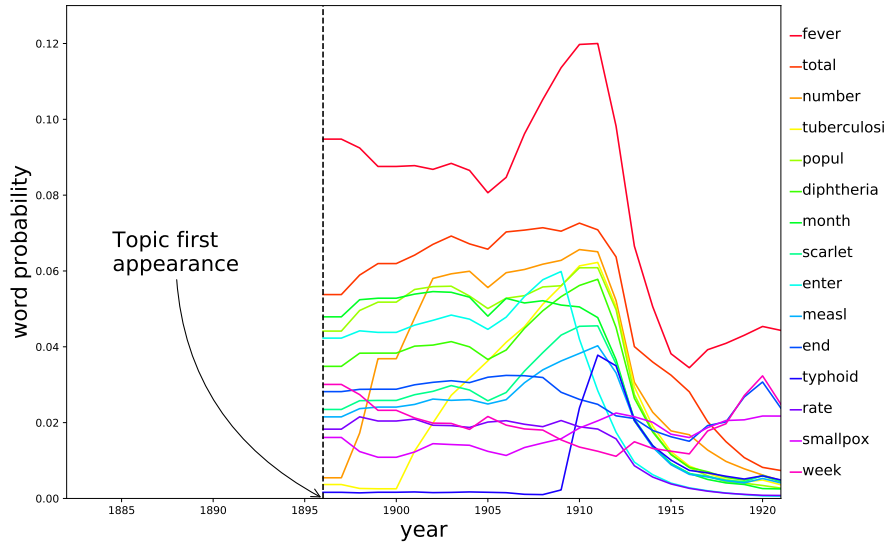


Figure 3: Epidemics: evolution of top 15 words

4.1 Temporal Dynamics and Topic Discovery

We start with giving a brief introduction of the Early Journal Content (EJC) dataset, and then present a case study on it to show how our models can learn the temporal dynamics and discover topics over time.

Early Journal Content. The Early Journal Content dataset spans years from 1665 up to 1922. Years before 1882 contain very few articles, and we aggregated them into a single timepoint. After preprocessing, dataset has 400k scientific articles from over 400 unique journals. The vocabulary was truncated to 4516 words. We set all articles from the last available year (1922) aside for the testing purposes.

Case study: epidemics. The beginning of the 20th century is known to have a vast history of disease epidemics of various kinds, such as smallpox, typhoid, yellow fever and scarlet fever, to name a few. Vaccines or effective treatments against the majority of them were developed shortly after. One of the journals represented in the EJC dataset is the "Public Health Report"; however, publications from it are only available starting 1896. One of the primary objectives of the journal was to reflect epidemic disease infections. As one of the goals of our modeling approach is topic discovery, it is interesting to see if the model can discover an epidemics-related topic around 1896.

Figure 3 shows that SDM correctly discovered a new topic is 1896 semantically related to epidemics. We plot the evolution of probabilities of the top 15 words in this topic across time. We observe that word "typhoid" increases in probability towards 1910 in the "epidemics" topic, which aligns with historical events such as Typhoid Mary in 1907 and chlorination of public drinking water in the US in 1908 for controlling the typhoid fever. The probability of "tuberculosis" also increases, interestingly aligning with foundation of the National Association for the Study and Prevention of Tuberculosis in 1904.

4.2 Scalability

We next show how our models can scale, compared to both the static model and the dynamic model with limitations under different settings.

Wiki Corpus. We have collected articles from Wikipedia together with their page view counts for the 12 months of 2017 and category information (e.g., Arts, History, Health, etc.). We used categories as groups and partitioned the data across time according to the page view counts. Detailed description of the dataset construction is given in Supplement F. The total number of documents is about 3 million, and we reduced vocabulary to 7359 words.

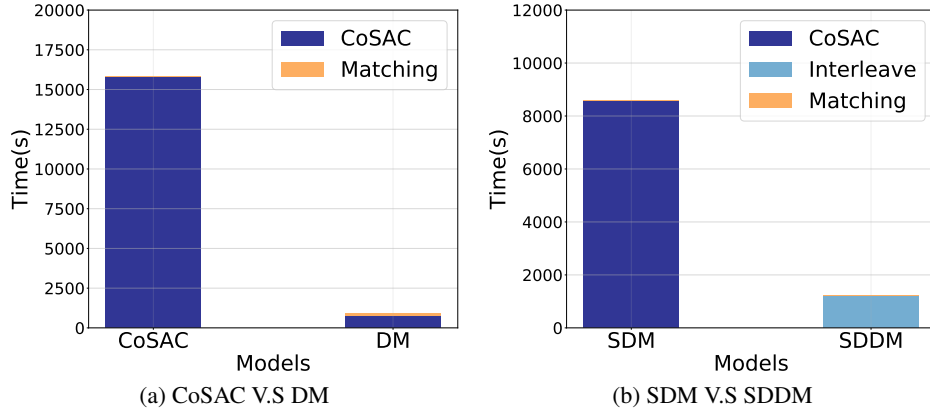


Figure 4: Model Comparison on Wiki Data (20 cores)

Benefit of Modeling Grouping. In Fig. 4, we present two sets of comparisons of different models under different settings on Wiki data: CoSAC (Yurochkin et al., 2017) v.s DM under the static *distributed* setting (Fig. 4a) and SDM v.s SDDM under the dynamic *streaming* setting (Fig. 4b). Recall that we use CoSAC as the underlying static topic model of DM, SDM and SDDM. From Fig. 4a, we observe that given data accessible in different groups/partitions, DM outperforms CoSAC by $\sim 25X$, based on the fact that when all data being present at once in different groups, DM runs CoSAC on different data groups in parallel first when multiple cores are available, which is *embarrassingly parallel*, while CoSAC does not have such advantage. The matching time adds only a small overhead compared to the runtime of CoSAC. Similarly, as shown in Fig. 4b, SDDM is $\sim 6X$ faster than SDM, since SDDM can process documents of different groups in parallel and interleaves CoSAC with matching: while matching is being performed on data groups with timestamp t , CoSAC can process the data that arrives with timestamp $t + 1$ in parallel.

Table 1: Modeling topics of EJC || Modeling Wikipedia articles

	Perplexity	Time	Topics	Cores		Perplexity	Time	Topics	Cores
SDM	1179	22min	125	1		1254	2.4hours	182	1
DM	1361	5min	125	20		1260	15min	182	20
SDDM	1241	2.3min	103	20		1201	20min	238	20
DTM	1194	56hours	100	1		NA	>72hours	100	1
SVB	1840	3hours	100	20		1219	29.5hours	100	20
CoSAC	1191	51min	132	1		1227	4.4hours	173	1

Benefit of Modeling Temporality. In addition to providing insights on the temporal dynamics of topics, modeling the temporal dimensions of a dataset also benefits scalability. To demonstrate this, we also compare our methods with other topic models on both Wiki and EJC datasets: Streaming Variational Bayes (SVB) (Broderick et al., 2013) and Dynamic Topic Models (DTM) (Blei & Lafferty, 2006) trained with 100 topics. Perplexity scores on the held out data, training times, computing resources and number of topics are reported in Table 1. The results show the efficiency of our methods. On the wiki dataset, SDDM took only 20min to process approximately 3 million documents, which is much faster than the other topic modeling approaches. We also considered Fast DTM (Bhadury et al., 2016), but the implementation available online was not efficient enough. We report a comparison to our results based on the best runtime reported in their work in Supplement E.

Regarding perplexity scores, SDDM generally outperforms DM, which suggests that modeling time is beneficial. For the EJC dataset, modeling groups negatively affects perplexity; this may be because the majority of the groups have very few articles (i.e. less than 100) – a setup challenging for many topic modeling algorithms. In Table 1(right) we report training times and perplexity on held out documents from category Art from December 2017. The time-group partitioning considered by SDDM achieves the best perplexity score due to a more fine-grained topical representation.

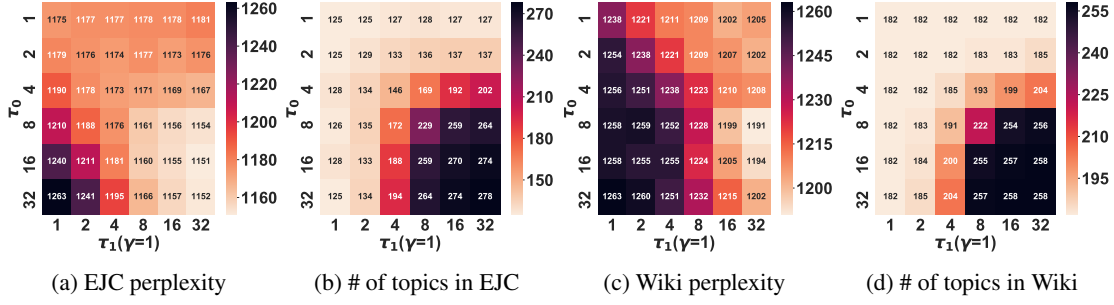


Figure 5: Perplexity and number of topics of SDM

4.3 Sensitivity Analysis

We present a few heat maps (Fig. 5) which intuitively illustrate how the choice of hyperparameters (τ_0, τ_1, γ_0 for SDM and SDDM; τ_1, γ_0 for DM) influence the results of the models, i.e., the number of topics learned from the given text corpus and the perplexity and briefly discuss the parameter choices.

Parameter choices. The rate of topic dynamics of the SDM and SDDM is effectively controlled by τ_0 , where smaller values imply higher dynamics rate. Parameter τ_1 controls variance of local topics around corresponding global topics in all of our models. This variance dictates how likely a local topic to be matched to an existing global topic. When this variance is small, the model will tend to identify local topics as new global topics more often. Lastly, γ_0 affects the probability of new topic discovery, which scales with time and number of groups. In the preceding experiments we set $\tau_0 = 2, \tau_1 = 1, \gamma_0 = 1$ for SDM; $\tau_1 = 2, \gamma_0 = 1$ for DM; $\tau_0 = 4, \tau_1 = 2, \gamma_0 = 2$ for SDDM. In Figure 5 we show performance of SDM for fixed $\gamma_0 = 1$ and varying τ_0 and τ_1 . We see that for large τ_1 , SDM identifies more topics to fit the smaller variability constraint imposed by the parameter. It is also interesting to see the impact of large τ_0 . This parameter influences the variability of global topics across time and when this variability is small, global topics are reluctant to changes, hence more global topics needed to fit the local topics. We also note that smaller τ_0 results in better perplexity on the EJC corpora, while having little effect on the perplexity of the Wiki dataset. EJC topics appear to be changing at a faster rate, while Wiki topics are relatively more stable.

5 Discussion and Conclusion

Our work suggests the naturalness of incorporating sophisticated Bayesian nonparametric techniques in the inference of rich latent geometric structures of interest, in an online, dynamic, distributed fashion. Unfortunately, data size and complex modeling are at crossroads — training sophisticated models on large data is extremely challenging. Our work demonstrates the feasibility of *approximate* nonparametric learning at scale, by utilizing suitable geometric representations and devising fast algorithms for obtaining reasonable point estimates for such representations. Further directions include incorporating more meaningful geometric features into the models (e.g., via more elaborated base measure modeling for the Beta Process) and developing efficient algorithms for full Bayesian inference. For instance, the latent geometric structure of the problem is solely encoded in the base measure (recall Eq. (1)). It is of interest to continue exploring choices of base measures for other geometric structures such as collections of k-means centroids, principal components, etc. Once an appropriate base measure is constructed, our Beta process based models can be utilized to enable a new class of Bayesian nonparametric models amenable to scalable inference and suitable for analysis of large datasets.

Acknowledgments

This research is supported in part by grants NSF CAREER DMS-1351362, NSF CNS-1409303, a research gift from Adobe Research and a Margaret and Herman Sokol Faculty Award to XN.

References

- Ahmed, A. and Xing, E. P. Timeline: A dynamic hierarchical Dirichlet process model for recovering birth/death and evolution of topics in text stream. *arXiv preprint arXiv:1203.3463*, 2012.
- Banerjee, A., Dhillon, I. S., Ghosh, J., and Sra, S. Clustering on the unit hypersphere using von mises-fisher distributions. *Journal of Machine Learning Research*, 6:1345–1382, September 2005.
- Bhadury, A., Chen, J., Zhu, J., and Liu, S. Scaling up dynamic topic models. In *Proceedings of the 25th International Conference on World Wide Web*, pp. 381–390. International World Wide Web Conferences Steering Committee, 2016.
- Blei, D. M. and Lafferty, J. D. Dynamic topic models. In *Proceedings of the 23rd International Conference on Machine Learning*, pp. 113–120, 2006.
- Blei, D. M., Ng, A. Y., and Jordan, M. I. Latent Dirichlet Allocation. *Journal of Machine Learning Research*, 3: 993–1022, March 2003.
- Broderick, T., Boyd, N., Wibisono, A., Wilson, A. C., and Jordan, M. I. Streaming variational Bayes. In *Advances in Neural Information Processing Systems*, pp. 1727–1735, 2013.
- Bryant, M. and Sudderth, E. B. Truly nonparametric online variational inference for hierarchical Dirichlet processes. In *Advances in Neural Information Processing Systems*, pp. 2699–2707, 2012.
- Campbell, T., Straub, J., Fisher III, J. W., and How, J. P. Streaming, distributed variational inference for bayesian nonparametrics. In *Advances in Neural Information Processing Systems*, pp. 280–288, 2015.
- Fox, E., Jordan, M. I., Sudderth, E. B., and Willsky, A. S. Sharing features among dynamical systems with Beta processes. In *Advances in Neural Information Processing Systems*, pp. 549–557, 2009.
- Ghahramani, Z. and Griffiths, T. L. Infinite latent feature models and the Indian buffet process. In *Advances in Neural Information Processing Systems*, pp. 475–482, 2005.
- Griffiths, T. L. and Ghahramani, Z. The Indian buffet process: An introduction and review. *Journal of Machine Learning Research*, 12:1185–1224, 2011.
- Griffiths, T. L. and Steyvers, M. Finding scientific topics. *PNAS*, 101(suppl. 1):5228–5235, 2004.
- Hoffman, M., Bach, F. R., and Blei, D. M. Online learning for Latent Dirichlet Allocation. In *Advances in Neural Information Processing Systems*, pp. 856–864, 2010.
- Hong, L., Dom, B., Gurumurthy, S., and Tsioutsoulis, K. A time-dependent topic model for multiple text streams. In *Proceedings of the 17th ACM SIGKDD international conference on Knowledge discovery and data mining*, pp. 832–840. ACM, 2011.
- Kuhn, H. W. The Hungarian method for the assignment problem. *Naval Research Logistics (NRL)*, 2(1-2):83–97, 1955.
- Mardia, K. V. and Jupp, P. E. *Directional statistics*, volume 494. John Wiley & Sons, 2009.
- Newman, D., Smyth, P., Welling, M., and Asuncion, A. U. Distributed inference for Latent Dirichlet Allocation. In *Advances in Neural Information Processing Systems*, pp. 1081–1088, 2008.
- Nguyen, X. Inference of global clusters from locally distributed data. *Bayesian Analysis*, 5(4):817–845, 2010.
- Nguyen, X. Posterior contraction of the population polytope in finite admixture models. *Bernoulli*, 21(1): 618–646, 02 2015.
- Pritchard, J. K., Stephens, M., and Donnelly, P. Inference of population structure using multilocus genotype data. *Genetics*, 155(2):945–959, 2000.

- Reisinger, J., Waters, A., Silverthorn, B., and Mooney, R. J. Spherical topic models. In *Proceedings of the 27th International Conference on Machine Learning*, pp. 903–910, 2010.
- Tang, J., Meng, Z., Nguyen, X., Mei, Q., and Zhang, M. Understanding the limiting factors of topic modeling via posterior contraction analysis. In *Proceedings of the 31st International Conference on Machine Learning*, pp. 190–198, 2014.
- Teh, Y. W., Jordan, M. I., Beal, M. J., and Blei, D. M. Hierarchical Dirichlet processes. *Journal of the American Statistical Association*, 101(476), 2006.
- Teh, Y. W., Grür, D., and Ghahramani, Z. Stick-breaking construction for the Indian buffet process. In *Artificial Intelligence and Statistics*, pp. 556–563, 2007.
- Thibaux, R. and Jordan, M. I. Hierarchical Beta processes and the Indian buffet process. In *Artificial Intelligence and Statistics*, pp. 564–571, 2007.
- Wang, C., Paisley, J., and Blei, D. Online variational inference for the hierarchical Dirichlet process. In *Proceedings of the 14th International Conference on Artificial Intelligence and Statistics*, pp. 752–760, 2011.
- Wang, X. and McCallum, A. Topics over time: a non-Markov continuous-time model of topical trends. In *Proceedings of the 12th ACM SIGKDD international conference on Knowledge discovery and data mining*, pp. 424–433. ACM, 2006.
- Williamson, S., Wang, C., Heller, K. A., and Blei, D. M. The IBP compound Dirichlet process and its application to focused topic modeling. In *Proceedings of the 27th International Conference on Machine Learning*, pp. 1151–1158, 2010.
- Yurochkin, M. and Nguyen, X. Geometric Dirichlet Means Algorithm for topic inference. In *Advances in Neural Information Processing Systems*, pp. 2505–2513, 2016.
- Yurochkin, M., Guha, A., and Nguyen, X. Conic Scan-and-Cover algorithms for nonparametric topic modeling. In *Advances in Neural Information Processing Systems*, pp. 3881–3890, 2017.

A Derivations of posterior probabilities

A.1 Dynamic Beta Process posterior

The departing point for arriving at MAP estimation algorithm for the Dynamic Beta Process proposed in Section 3.1 of the main text is the posterior derivation at a time point t (Eq. (5) of the main text):

$$\begin{aligned} & \mathbb{P}(\theta^{(t)}, B^{(t)} | \theta^{(t-1)}, \{B^{(a)}\}_{a=1}^{t-1}) \mathbb{P}(v^{(t)} | \theta^{(t)}, B^{(t)}) \propto \mathbb{P}(\theta^{(t)}, B^{(t)} | \theta^{(t-1)}, v^{(t)}, \{B^{(a)}\}_{a=1}^{t-1}) \propto \\ & \propto \prod_{i=1}^{L_{t-1}} \left(\left(\frac{m_i^{(t-1)}}{t - m_i^{(t-1)}} \right)^{\sum_{k=1}^{K^{(t)}} B_{ik}^{(t)}} \exp(\tau_0 \langle \theta_i^{(t-1)}, \theta_i^{(t)} \rangle) \right) \\ & \cdot \frac{\exp(-\frac{\gamma_0}{t})(\gamma_0/t)^{L_t - L_{t-1}}}{(L_t - L_{t-1})!} \exp(\tau_1 \sum_{i=1}^{L_t} \sum_{k=1}^{K^{(t)}} B_{ik}^{(t)} \langle \theta_i^{(t)}, v_k^{(t)} \rangle). \end{aligned} \quad (15)$$

Starting with the vMF emission probabilities,

$$\mathbb{P}(v^{(t)} | \theta^{(t)}, B^{(t)}) \propto \exp(\tau_1 \sum_{i=1}^{L_t} \sum_{k=1}^{K^{(t)}} B_{ik}^{(t)} \langle \theta_i^{(t)}, v_k^{(t)} \rangle), \quad (16)$$

we obtain the last term of Eq. (15). The conditional distribution of $\theta^{(t)}, B^{(t)}$ given $\theta^{(t-1)}, \{B^{(a)}\}_{a=1}^{t-1}$, obtained when random variables $\{q_i\}_{i=1}^{\infty}$ are marginalized out, can be decomposed into two parts: parametric part – time t -th incarnations of subset of previously observed global topics $\theta^{(t-1)}$ and nonparametric part – number of new topics appearing at time t . The middle term can be seen to come from the Poisson prior on the number of new topics induced by the Indian Buffet Process (see Thibaux & Jordan (2007) for details):

$$\begin{aligned} L_t - L_{t-1} & \sim \text{Pois}(\gamma_0/t) \\ \mathbb{P}(L_t - L_{t-1} = l_t - l_{t-1}) & = \frac{\exp(-\frac{\gamma_0}{t})(\gamma_0/t)^{l_t - l_{t-1}}}{(l_t - l_{t-1})!}. \end{aligned} \quad (17)$$

Finally, the first term of Eq. (15) is composed of a probability of previously observed global topic to appear at time t :

$$\mathbb{P}(\sum_k B_{ik}^{(t)}, i \in \{1, \dots, L_{t-1}\} | \{B^{(a)}\}_{a=1}^{t-1}) \propto (m_i^{(t-1)})^{\sum_k B_{ik}^{(t)}} (t - m_i^{(t-1)})^{1 - \sum_k B_{ik}^{(t)}}, \quad (18)$$

where $m_i^{(t-1)}$ denotes the number of times topic i appeared up to time t . Also, the base measure probability of the vMF dynamics is:

$$\mathbb{P}(\theta_i^{(t)} | \theta_i^{(t-1)}) \propto \exp(\tau_0 \langle \theta_i^{(t-1)}, \theta_i^{(t)} \rangle). \quad (19)$$

Combining Equations (16)–(19) we arrive at Eq. (15) (Eq. (5) of the main text).

A.2 Posterior of the Beta process for multiple topic polytopes

First recall Eq. (9) of the main text:

$$\mathbb{P}(B, \theta | v) \propto \exp(\tau_1 \sum_{j,i,k} B_{jik} \langle \theta_i, v_{jk} \rangle) \text{IBP}(\{m_i\}), \quad (20)$$

To arrive at this result first note that $\mathbb{P}(B, \theta | v) \propto \mathbb{P}(v | \theta, B) \mathbb{P}(B) \mathbb{P}(\theta)$, where $\mathbb{P}(\theta)$ is a uniform distribution on sphere from the model specification of Section 3.2 of the main text and hence is a constant. Next, the likelihood

$$\mathbb{P}(v | \theta, B) \propto \exp(\tau_1 \sum_{i,j,k} B_{jik} \langle \theta_i, v_{jk} \rangle).$$

Integrating the latent Beta Process, it can be verified that B follows an IBP marginally (Thibaux & Jordan, 2007), i.e. $\mathbb{P}(B) = \text{IBP}(\{m_i\})$.

B Proofs for Lemma 1 and Propositions

B.1 Proof for Lemma 1.

Lemma 1. $\Gamma : \{\beta = (\beta_1, \dots, \beta_V) \in \Delta^{V-1} : \beta_i = 0 \text{ for some } i\} \rightarrow \{\theta \in \mathbb{S}^{V-1} : \mathbb{1}_V^T \theta = 0\}$ is a homeomorphism, where $\Gamma(\beta) = (\beta - C) / \|\beta - C\|_2$, and $\Gamma^{-1}(\theta) = -\frac{\theta}{\max_i \theta_i / c_i} + C$, for any $C = (c_1, \dots, c_V) \in \Delta^{V-1}$.

Proof. Given any $\beta \in \{\beta = (\beta_1, \dots, \beta_V) \in \Delta^{V-1} : \beta_i = 0 \text{ for some } i\}$ let $\Gamma(\beta) = (\beta - C) / \|\beta - C\|_2$. Clearly this is a continuous map. Consider the maps $\Gamma_{\eta}(\theta) = \eta\theta + C$. We show $\Gamma_{\eta} = \Gamma^{-1}$, for $\eta_{\theta} = -\frac{1}{\max_i \theta_i / c_i}$. Notice that $\Gamma_{\eta_{\theta}}(x) \in \Delta^{V-1}$, since $\Gamma_{\eta_{\theta}}(\theta) = 1$ and $\Gamma_{\eta_{\theta}}(\theta)_i \geq 0$ for all i . The boundary condition $\Gamma_{\eta_{\theta}}(\theta)_i = 0$ for some i is also satisfied, therefore the range of the map $\Gamma_{\eta}(\cdot)$ is $\{\beta = (\beta_1, \dots, \beta_V) \in \Delta^{V-1} : \beta_i = 0 \text{ for some } i\}$, when $\theta \in \{\theta \in \mathbb{S}^{V-1} : \mathbb{1}_V^T \theta = 0\}$. For any $\theta \in \{\theta \in \mathbb{S}^{V-1} : \mathbb{1}_V^T \theta = 0\}$, $\Gamma_{\eta_{\theta}} \odot \hat{\Gamma}(\theta) = \frac{\theta}{\|\theta\|_2} = \theta$ as $\|\theta\|_2 = 1$. The right inverse property is proved similarly. \square

B.2 Proof for Proposition 1.

Proposition 1. Given the cost:

$$C_{ik}^{(t)} = \begin{cases} \|\tau_1 v_k^{(t)} + \tau_0 \theta_i^{(t-1)}\|_2 - \tau_0 + \log \frac{m_i^{(t-1)}}{t - m_i^{(t-1)}}, & i \leq L_{t-1} \\ \tau_1 + \log \frac{\gamma_0}{t} - \log(i - L_{t-1}), & L_{t-1} < i \leq L_{t-1} + K^{(t)} \end{cases}$$

consider the optimization problem $\max_{B^{(t)}} \sum_{i,k} B_{ik}^{(t)} C_{ik}^{(t)}$ subject to the constraints that (a) for each fixed i , at most one of $B_{ik}^{(t)}$ is 1 and the rest are 0, and (b) for each fixed k , exactly one of $B_{ik}^{(t)}$ is 1 and the rest are 0. Then, the MAP estimate for Eq. (15) can be obtained by the Hungarian algorithm, which solves for $((B_{ik}^{(t)}))$ to obtain $\theta_i^{(t)}$:

$$\begin{cases} \frac{\tau_1 v_k^{(t)} + \tau_0 \theta_i^{(t-1)}}{\|\tau_1 v_k^{(t)} + \tau_0 \theta_i^{(t-1)}\|_2}, & \text{if } \exists k \text{ s.t. } B_{ik}^{(t)} = 1 \text{ and } i \leq L_{t-1} \\ v_k^{(t)}, & \text{if } \exists k \text{ s.t. } B_{ik}^{(t)} = 1 \text{ and } i > L_{t-1} \text{ (new topic)} \\ \theta_i^{(t-1)} & \text{otherwise (topic is dormant at } t). \end{cases}$$

Proof. First we express the logarithm of the posterior distribution Eq. (15) in a form of a *matching* problem by splitting the terms related to previously observed topics and new topics:

$$\begin{aligned} \log(\mathbb{P}(\theta^{(t)}, B^{(t)} | \theta^{(t-1)}, v^{(t)}, \{B^{(a)}\}_{a=1}^{t-1})) &= \\ &= \sum_{i=1}^{L_{t-1}} \langle \tau_1 \sum_k B_{ik}^{(t)} v_k^{(t)} + \tau_0 \theta_i^{(t-1)}, \theta_i^{(t)} \rangle + \sum_{i=1}^{L_{t-1}} \sum_k B_{ik}^{(t)} \log \frac{m_i^{(t-1)}}{t - m_i^{(t-1)}} + \\ &+ \sum_{i=L_{t-1}+1}^{L_{t-1}+K^{(t)}} \tau_1 \langle \sum_k B_{ik}^{(t)} v_k^{(t)}, \theta_i^{(t)} \rangle + \sum_{i=L_{t-1}+1}^{L_{t-1}+K^{(t)}} \sum_k B_{ik}^{(t)} \left(\log \frac{\gamma_0}{t} + \log \frac{(i - L_{t-1})!}{(i - L_{t-1} - 1)!} \right). \end{aligned} \quad (21)$$

Next, consider the simultaneous maximization of $B^{(t)}$ and $\theta^{(t)}$. For $i \in \{1, \dots, L_{t-1}\}$, if $B_{ik}^{(t)} = 1$, i.e., $v_k^{(t)}$ is a noisy version of $\theta_i^{(t)}$, then the increment in the posterior probability is:

$$\log \frac{m_i^{(t-1)}}{t - m_i^{(t-1)}} + \langle \tau_1 v_k^{(t)} + \tau_0 \theta_i^{(t-1)}, \theta_i^{(t)} \rangle.$$

On the other hand, if $B_{ik}^{(t)} = 0$, this increment becomes

$$\log \frac{m_i^{(t-1)}}{t - m_i^{(t-1)}} + \langle \tau_0 \theta_i^{(t-1)}, \theta_i^{(t)} \rangle.$$

Von Mises-Fisher distribution is conjugate to itself and so it admits a closed form MAP estimator:

$$\theta_i^{(t)} = \frac{\tau_1 \sum_k B_{ik}^{(t)} v_k^{(t)} + \tau_0 \theta_i^{(t-1)}}{\|\tau_1 \sum_k B_{ik}^{(t)} v_k^{(t)} + \tau_0 \theta_i^{(t-1)}\|_2}.$$

Plugging this in, the difference between increments defining the cost of the Hungarian objective function is:

$$C_{ik}^{(t)} = \log \frac{m_i^{(t-1)}}{t - m_i^{(t-1)}} + \|\tau_1 v_k^{(t)} + \tau_0 \theta_i^{(t-1)}\|_2 - \tau_0.$$

For $i > L_{t-1}$, it is seen easily from our representation in Eq. (21) and recalling uniform prior for the new global topics, that the reward term of the objective becomes $C_{ik}^{(t)} = \tau_1 + \log(\gamma_0/t) - \log(i - L_{t-1})$ and that given $B_{ik}^{(t)} = 1$, objective function is maximized for $\theta_i^{(t)} \in \mathbb{S}^{V-2}$, when $\theta_i^{(t)} = v_k^{(t)}$. \square

B.3 Proof for Proposition 2.

Proposition 2. Given the cost:

$$C_{jik} = \begin{cases} \tau_1 \|v_{jk} + \sum_{-j,i,k} B_{-jik} v_{-jk}\|_2 + \\ \quad + \log \frac{m_{-ji}}{J - m_{-ji}} - \tau_1 \|\sum_{-j,i,k} B_{-jik} v_{-jk}\|_2, & \text{if } i \leq L_{-j} \\ \tau_1 + \log \frac{\gamma_0}{J} - \log(i - L_{-j}), & \text{if } L_{-j} < i \leq L_{-j} + K_j, \end{cases}$$

where $-j$ denotes groups excluding group j and L_{-j} is the number of global topics before group j (due to exchangeability of the IBP, group j can always be considered last). Then, a locally optimum MAP estimate for Eq. (20) can be obtained by iteratively employing the Hungarian algorithm to solve: for each group j , $((B_{jik}))$ which maximizes $\sum_{j,i,k} B_{jik} C_{jik}$, subject to constraints: (a) for each fixed i and j , at most one of B_{jik} is 1, rest are 0 and (b) for each fixed k and j , exactly one of B_{jik} is 1, rest are 0. After solving for $((B_{jik}))$, θ_i is obtained as:

$$\theta_i = \frac{\sum_{j,k} B_{jik} v_{jk}}{\|\sum_{j,k} B_{jik} v_{jk}\|_2}. \quad (22)$$

Proof. First, express the logarithm of the posterior probability given in Eq. (20):

$$\log(\mathbb{P}(B, \theta|v)) = \tau_1 \sum_{i,j,k} B_{jik} \langle \theta_i, v_{jk} \rangle + \log \text{IBP}(\{m_i\}) \quad (23)$$

Given B , due to vMF conjugacy, MAP estimate of θ_i is:

$$\theta_i = \frac{\sum_{j,k} B_{jik} v_{jk}}{\|\sum_{j,k} B_{jik} v_{jk}\|_2} \quad (24)$$

Plugging this into the first part of Eq. (23):

$$\begin{aligned} & \tau_1 \sum_{i,j,k} B_{jik} \left\langle \frac{\sum_{j,k} B_{jik} v_{jk}}{\|\sum_{j,k} B_{jik} v_{jk}\|_2}, v_{jk} \right\rangle = \\ & = \tau_1 \sum_i \|\sum_{j,k} B_{jik} v_{jk}\|_2 = \tau_1 \sum_i \left\| \sum_k B_{jik} v_{jk} + \sum_{-j,k} B_{-jik} v_{-jk} \right\|_2. \end{aligned} \quad (25)$$

Consider the above objective w.r.t. $\{B_{jik}\}_{i,k}$, i.e. for some fixed j , and note that $\sum_k B_{jik} \in \{0, 1\}$. Then equivalent objective function is:

$$\tau_1 \sum_{i,k} B_{jik} \|v_{jk} + \sum_{-j,k} B_{-jik} v_{-jk}\|_2 - \tau_1 \sum_{i,k} B_{jik} \|\sum_{-j,k} B_{-jik} v_{-jk}\|_2. \quad (26)$$

Now consider second term of Eq. (23):

$$\log \text{IBP}(\{m_i\}) = \log \mathbb{P}(\{\sum_k B_{jik}\}_i | \{m_{-ji}\}) + \log \text{IBP}(\{m_{-ji}\}), \quad (27)$$

where m_{-ji} is the number of topics assigned to global topic i outside of group j . Due to exchangeability of the IBP, group j can always be considered last and since we optimize for a fixed j given the rest, we can ignore $\log \text{IBP}(\{m_{-ji}\})$.

$$\begin{aligned} \log \mathbb{P}(\{\sum_k B_{jik}\}_i | \{m_{-ji}\}) &= \\ &= \sum_{i=1}^{L-j} \sum_{k=1}^{K_j} B_{jik} \log \frac{m_{-ji}}{J - m_{-ji}} + \sum_{i=L-j+1}^{L-j+K_j} \sum_{k=1}^{K_j} B_{jik} \left(\log \frac{\gamma_0}{J} - \log(i - L-j) \right). \end{aligned} \quad (28)$$

Finally observe that when $i > L-j$, Eq. (26) reduces to τ_1 . Combining this observation, Eq. (26) and Eq. (28) we arrive at the desired cost formulation. \square

C Algorithms description

Streaming Dynamic Matching. SDM algorithm is described in Section 3 of the main text. Obtaining topic estimates with CoSAC (Yurochkin et al., 2017) for different time steps can be performed in parallel if data is available in advance as it was done in the Wiki experiments for SDM with 20 cores.

Distributed Matching. Using CoSAC, for groups $j = 1, \dots, J$, we obtain topics $\{\beta_{jk} \in \Delta^{V-1}\}_{k=1}^{K_j}$ from $\{x_{jm} \in \mathbb{N}^V\}_{m=1}^{M_j}$, collection of M_j documents of group j . The above step can trivially be done in parallel. Estimated topics are then transformed to $\{v_{jk} \in \mathbb{S}^{V-2}\}_{k=1}^{K_j}$ using Lemma 1 and reference point $C = \sum_{j=1}^J \sum_{m=1}^{M_j} \frac{x_{jm}}{N_{jm}} / \sum_{j=1}^J M_j$, where N_{jm} is the number of words in the corresponding document. This reference point is simply a mean of the normalized documents across groups. Finally we compute MAP estimates of global topics by iterating over groups and updating assignments based on Proposition 2. Distributed Matching (DM) is summarized in Algorithm 2. For initializing the algorithm we can use SDM over random sequence of groups.

Algorithm 2 Distributed Matching (DM)

- 1: **for** $j = 1, \dots, J$ (in parallel) **do**
 - 2: Estimate topics $\{\beta_{jk}\}_{k=1}^{K_j} = \text{CoSAC}(\{x_{jm}\}_{m=1}^{M_j})$
 - 3: Map topics to sphere $\{v_{jk}\}_{k=1}^{K_j}$ (Lemma 1)
 - 4: **end for**
 - 5: **repeat**
 - 6: select random group index j
 - 7: Given $\{v_{jk}\}_{jk}$ update $((B_{jik}))$ for group j using Proposition 2
 - 8: **until** convergence
 - 9: Obtain MAP estimates of $\{\theta_i\}_i$ given $((B_{jik}))$
-

Streaming Dynamic Distributed Matching. SDDM is a synthesis of our SDM and DM algorithms. At time t , using CoSAC, for groups $j = 1, \dots, J$, we obtain topics $\{\beta_{jk}^{(t)} \in \Delta^{V-1}\}_{k=1}^{K_j^{(t)}}$ from $\{x_{jm}^{(t)} \in \mathbb{N}^V\}_{m=1}^{M_j^{(t)}}$, collection of $M_j^{(t)}$ documents of group j at time t . The above step is done in parallel. Estimated topics are then transformed to $\{v_{jk}^{(t)} \in \mathbb{S}^{V-2}\}_{k=1}^{K_j^{(t)}}$ using Lemma 1 and reference point $C_t = \sum_{a=1}^t \sum_{j=1}^J \sum_{m=1}^{M_j^{(a)}} \frac{x_{jm}^{(a)}}{N_{jm}^{(a)}} / \sum_{a=1}^t \sum_{j=1}^J M_j^{(a)}$, where $N_{jm}^{(a)}$ is the number of words in the corresponding document. Then we update estimates of global topics

dynamics based on the results of Section 3.3 of the main text. Streaming Dynamic Distributed Matching (SDDM) is summarized in Algorithm 3.

Algorithm 3 SDDM

```

1: for  $t = 1, \dots, T$  do
2:   for  $j = 1, \dots, J$  (in parallel) do
3:     Estimate topics  $\{\beta_{jk}^{(t)}\}_{k=1}^{K_j^{(t)}} = \text{CoSAC}(\{x_{jm}^{(t)}\}_{m=1}^{M_j^{(t)}})$ 
4:     Map topics to sphere  $\{v_{jk}^{(t)}\}_{k=1}^{K_j^{(t)}}$  (Lemma 1)
5:   end for
6:   repeat
7:     select random group index  $j$ 
8:     Given  $\{v_{jk}^{(t)}\}_{jk}$  and  $\{\theta_i^{(t-1)}\}_i$  update  $((B_{jik}^{(t)}))$  for group  $j$  using cost defined in Section 3.3 of the
       main text
9:   until convergence
10:  Obtain MAP estimates of  $\{\theta_i^{(t)}\}_i$  given  $((B_{jik}^{(t)}))$  and  $\{\theta_i^{(t-1)}\}_i$ 
11: end for

```

Remark Each time we apply Hungarian algorithm, we can at most discover K topics, where K is the number of local topics used for constructing the cost. It is possible to control the growth of the number of topics by setting a saturation value. When number of global topics exceeds saturation value, we can allow only limited amount of topics to be added each time we apply Hungarian algorithm by truncating cost to $i \leq L + c$ (instead of $i \leq L + K$), where L is the number of global topics and c is the maximum number of topics that can be added when L exceeds the saturation value. When exploring parameter sensitivity we set saturation value to 250 and $c = 1$. Our algorithms remain nonparametric, however this helps to avoid excessively large number of global topics for extreme cases of parameter values.

Another empirical modification we found useful, especially on the EJC data with large number of groups, is to truncate popularity counts m at some value (we used 10) when constructing the cost. This helps to prevent extreme rich-get-richer behavior, i.e. when $\log \frac{m_i}{J-m_i}$ becomes too large for some popular topic i and this topic continues to be assigned to even when there is potentially a better match.

D Experiments details

Here we provide some additional details and hyperparameter settings for the experiments. The Dynamic Topic Model (Blei & Lafferty, 2006) was trained using code from <https://github.com/blei-lab/dtm> with default parameter settings and $K = 100$. In 56 hours we were able to complete LDA initialization and two EM iterations of the dynamic updates. Streaming Variational Bayes (Broderick et al., 2013) was trained based on the code from https://github.com/tbroderick/streaming_vb with default parameters, $K = 100$, $\eta = 0.01$, batch size of 2048 and 4 asynchronous batches per evaluation. For CoSAC (Yurochkin et al., 2017), we used code from <https://github.com/moonfolk/Geometric-Topic-Modeling> with default parameters and $\omega = 0.7$. Same setting of CoSAC was used for learning topics on batches in our framework.

To compare perplexity of all algorithms we utilized geometric approach for computing document topic proportions *given* topics from Yurochkin & Nguyen (2016). Code for this procedure is available at <https://github.com/moonfolk/Geometric-Topic-Modeling>.

E Relative comparison to other methods

For the Wiki corpus we considered Fast DTM (Bhadury et al., 2016), but the implementation available online appeared not efficient enough (multicore implementation of Fast DTM is not published). We report a relative comparison to our results based on the best run-time reported in their work. We also note that approach of Bhadury

et al. (2016) is not suitable for streaming since computations are parallelized across time slices. Additionally, Streaming Variational Bayes (SVB) (Broderick et al., 2013) appeared quite slow on our computing cluster, therefore we consider it for the relative comparison as well. In Table 2 we compare best run-times reported in the respective papers with the run-time of SDDM. Our method can be seen to be significantly faster.

Table 2: Running time comparison

	Data size	Training Time	Cores used
SDDM	3mil	20min	20
SVB	3.6mil	125min	32
Fast DTM	2.6mil	28min	58

F Datasets

F.1 Early Journal Content

For the EJC dataset we get from <http://www.jstor.org>, the data is well-structured and the preprocessed 1-gram format is available along with the corresponding meta data in xml format for each document. We performed stemming on every word shown in the dataset and removed all stop words given in `ENGLISH_STOP_WORDS` from `sklearn.feature_extraction.stop_words` and `nltk.corpus.stopwords.words`. Words the length of which are shorter than 3 are removed. We also removed those words that appear in more than 99% of the documents and those appearing in less than 1% of the documents. For documents, we removed those *outliers*, in which a same word appears more than 200 times. Those documents which contain less than 100 words (considering only words in the preprocessed vocabulary) are also excluded. After preprocessing, there are 4516 words in the vocabulary and approximately 400k documents left. We batch the documents based on both of their publication years and the journals they are published in.

F.2 Wikipedia data

For Wikipedia data, we need four main components: *the vocabulary*, *the original Wikipedia page texts*, *the page view counts* (for each Wikipedia page being considered), and the *category-title mapping*. The data acquisition and processing for each component is described separately as follows.

The vocabulary We take the vocabulary from Wiktionary:Frequency_lists Originally there are 10000 words. We removed words shorter than 3 characters and removed all stop words given in `ENGLISH_STOP_WORDS` from `sklearn.feature_extraction.stop_words` and `nltk.corpus.stopwords.words`. After preprocessing, there are 7359 words left in the vocabulary.

The original Wikipedia page texts We downloaded the Wiki data dumps (2017/08/20) from https://meta.wikimedia.org/wiki/Data_dump_torrents#English_Wikipedia containing about 9 million Wikipedia pages after decompression. We split the whole file into multiple text files in which each individual file contains the content of a single Wikipedia page. We then use *MeTA*, a modern C++ data sciences toolkit to transform all of these raw texts files into 1-gram format using the preprocessed vocabulary.

The page view counts We use the Pageview API provided by AQS (Analytics Query Service) to get the page view count information of each Wikipedia page by specifying the time period of interest (year 2017) and the granularity (monthly). The API will return the page view count information as a json file in which the page view count is given for every month in the year 2017.

The category-title mapping Wikipedia pages are categorized in a structure called *category tree*. There are 22 *top-level* categories (e.g., Arts, Culture, Events, etc). Under each category, there could be relevant Wikipedia pages and subcategories, and each subcategory could also contain another set of subcategories and corresponding pages. Unlike the name suggests, *category tree* is *cyclic* and is in fact not tree-structured: each category could be under multiple categories and each page could belong to multiple categories/subcategories and there could be *cycles*. Thus trying to traverse the whole tree to get articles under a certain category is infeasible. Considering all the categories/subcategories in the category tree could also be distractive. Thus, we only focus on the *top-level* categories and exclude the category *Reference works* since it is of little interest. We use *wptools* to traverse the category tree for each of the top-level categories of interest *individually* by specifying the category name during the traversal. We store the mapping information between each category and the corresponding Wikipage titles for later processing.

Components aggregation We first perform *intersection* over the titles of Wikipedia pages extracted from the original Wikipedia page texts, page view counts and category-title mapping, and drop those Wikipedia pages the texts in which contain less than 10 words (the total word count) from the vocabulary. Since there is a severe inconsistency in titles extracted from all the three components, performing intersection results in loss of a large portion of Wikipedia pages. After dropping all unqualified Wikipedia pages, we have approximately 500k remaining Wikipedia pages. We assign each Wikipedia page a timestamp based on its page view counts across the 12 months in 2017, the month in which the page gets most view counts is assigned to the page as its timestamp. Since our model naturally considers data in *two-level* batches (for example, we batch the Wikipedia pages based on time and category), and there are overlapping Wikipedia pages among different batches (one Wikipedia page could belong to multiple categories), we have about three million Wikipedia pages in the final dataset incarnation across all the batches.