

A Novel Warehouse Multi-Robot Automation System with Semi-Complete and Computationally Efficient Path Planning and Adaptive Genetic Task Allocation Algorithms

Kam Fai Elvis Tsang, Yuqing Ni, Cheuk Fung Raphael Wong and Ling Shi

Abstract—We consider the problem of warehouse multi-robot automation system in discrete-time and discrete-space configuration with focus on the task allocation and conflict-free path planning. We present a system design where a centralized server handles the task allocation and each robot performs local path planning distributively. A genetic-based task allocation algorithm is firstly presented, with modification to enable heuristic learning. A semi-complete potential field based local path planning algorithm is then proposed, named the recursive excitation/relaxation artificial potential field (RERAPF). A mathematical proof is also presented to show the semi-completeness of the RERAPF algorithm. The main contribution of this paper is the modification of conventional artificial potential field (APF) to be semi-complete while computationally efficient, resolving the traditional issue of incompleteness. Simulation results are also presented for performance evaluation of the proposed path planning algorithm and the overall system.

I. INTRODUCTION

In the recent decades, the rapid advancement of multi-robot systems has been attractive to both academia and industries because of the wide range of potential applications. Some of the promising applications include transportation, industrial plant inspection [1] and logistic management [2]. In particular, conflict-free path planning algorithm [3] and task allocation policy [2] are the main challenges in multi-robot automation system such as warehouse management which will be the focus of this paper. Unfortunately, both of these problems are in general NP-hard [4], thus of great incentives to investigate.

Multi-robot task allocation refers to the process of allocating tasks and the execution orders for each robot in the system. Although it can normally be considered as a combinatorial optimization problem [5], it is difficult to solve efficiently due to the large search space. Yuan et al. [5] introduced a neural network based solution for effective bidding in auction at the expense that a large training set is necessary. Liu and Kroll [1] implemented genetic algorithm (GA) to generate task allocations but the performance greatly depends on the quality of heuristics for the fitness function. Whilst each of these approaches have their merits, their respective flaws have limited their performances to a large extent.

Kam Fai Elvis Tsang, Yuqing Ni, Cheuk Fung Raphael Wong and Ling Shi are with the Department of Electronic and Computer Engineering, Hong Kong University of Science and Technology, Hong Kong. Emails: {kftsang, yniac, cfrwong, eesling}@ust.hk

The work is supported by a Hong Kong ITC research fund ITS/066/17FP-A.

Path planning algorithms can be categorized into global and local planning [6]. Global planning assumes all information are available and plan the robot path accordingly. Despite the promising solutions contributed by global information, it is computationally expensive thus typically infeasible for large scale system to operate at real time. Local planning, on the other hand, mainly considers the immediate or recent ambience of the robot for online planning with low computation load. A widely used computationally efficient path planning algorithm is the artificial potential field (APF) algorithm [7], albeit being incomplete due to local minima which has been a challenging problem [8], the details of which will be discussed in depth in Section IV. Numerous attempts have been made to overcome this issue. For example, Tuazon et al. [9] proposed the integration of fuzzy logic into the APF algorithm to identify and escape from local minimum. Kovács et al. [10] implemented the BUG algorithm in addition to APF method as a complement. While these approaches showed effectiveness in simulation, seldom did they prove the completeness of the algorithms.

This paper presents a semi-complete and computationally efficient potential-based local path planning algorithm, named the recursive excitation/relaxation artificial potential field algorithm, hereinafter referred to as the RERAPF algorithm. It has completely eradicated the incompleteness flaw of APF algorithm, and the proof of completeness will be presented in later sections. In addition, we also present a genetic-based task allocation algorithm and an adaptive integrated system with learning ability for the fitness function of the genetic algorithm to improve the overall system performance. We show in simulation the significant improvement in computation speed of RERAPF compared with A* algorithm, and the overall performance of the integrated system.

The remaining of the paper is organized as follows. Some preliminaries and notations are defined in Section II, then the problem setup is introduced in Section III. The main results, including the proposed algorithms and proof of completeness, are presented in Section IV and the simulation results in Section V.

II. PRELIMINARIES AND NOTATIONS

In this paper, a warehouse is defined as a grid world \mathcal{W} , an example layout of which is shown in Fig. 1, with N homogenous autonomous robots, M static obstacles (including storage shelves and walls), P reachable positions and

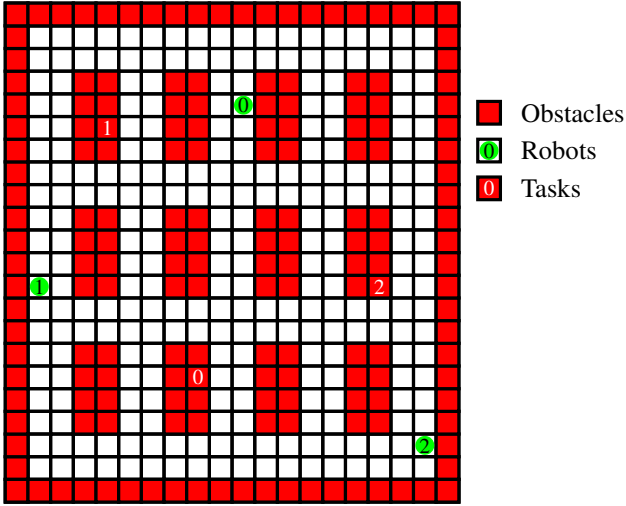


Fig. 1: Warehouse layout

K tasks. Denote $\mathcal{R} = \{r_1, \dots, r_N\}$ as the set of robots, $\mathcal{O} = \{o_1, \dots, o_M\}$ the set of obstacles, $\mathcal{T} = \{t_1, \dots, t_K\}$ the set of tasks and $\mathcal{S} = \{s_1, \dots, s_P\} \subset \mathbb{Z}^2$ the set of all reachable positions. Note that $\mathcal{W} = \mathcal{S} \cup \mathcal{O}$. A position s is represented by a positional vector $[x, y]' \in \mathcal{S}$. Each robot $r_i \in \mathcal{R}$ has a position $s_{r_i}(k)$ at time k , a goal position s_g^i and an ordered set of K_i tasks $T_i = \{t_{i,1}, \dots, t_{i,K_i}\} \subset \mathcal{T}$. Also each obstacle $o_i \in \mathcal{O}$ and task $t_i \in \mathcal{T}$ has a position s_{o_i} and s_{t_i} respectively. When $T_i \neq \emptyset$, the goal position for r_i is simply the position of first task, i.e., $s_g^i = s_{t_{i,1}}$.

Consider the metric space $M_p = (\mathcal{S}, d_p)$ with metric $d_p(s_i, s_j) = \|s_i - s_j\|_p$, i.e., the p -norm. We define the neighborhood of s , denoted by $\mathcal{N}(s)$, as the closed unit ball in M_1 centered at s , i.e., $\mathcal{N}(s) = \overline{B}_1(s) = \{s' \in \mathcal{S} : d_1(s, s') \leq 1\}$, and the adjacent neighborhood of s as $\mathcal{N}_a(s) = \mathcal{N}(s) \setminus \{s\}$. Also, the adjacent neighborhood of a space U is defined as $\mathcal{N}_a(U) = \{s' \in \mathcal{S} : \min_{s \in U} d_1(s, s') = 1\}$. The set of successors for the robot r_i at time k is $\mathcal{N}(s_{r_i}(k))$.

III. PROBLEM SETUP

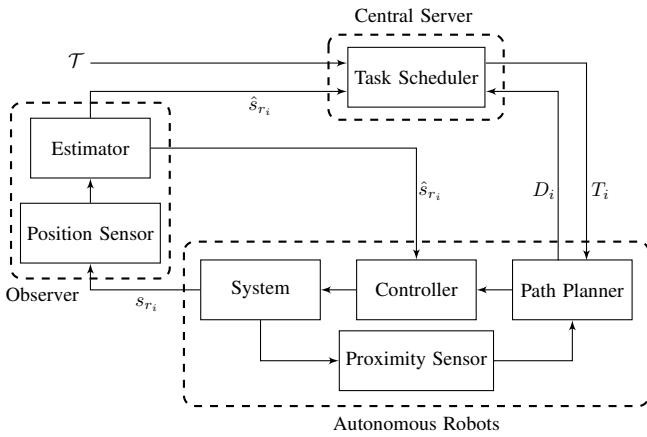


Fig. 2: Architecture of proposed warehouse automation system

We consider a warehouse multi-robot automation system shown in Fig. 2 on a discrete time horizon $k = 0, 1, \dots \in$

\mathbb{N}_0 . The overall system is divided into three subsystems, namely the centralized server, observer and autonomous robots.

The central server handles incoming tasks, and perform task allocation algorithm to allocate tasks T_i from \mathcal{T} to each robot r_i in a centralized manner. The central server communicates with the robots via a wireless channel, which is assumed to have no bit error or packet drop for simplicity.

Each robot is equipped with proximity sensors to retrieve local information at each time k , with a sensing range $\mathcal{P}(s_{r_i}(k)) \subset \mathcal{S}$. We further extend the notation to $\mathcal{P}(s)$ representing the sensing range for any robot at s . When r_i receives the task assignment from the server, they will distributively perform path planning to reach s_g^i based on the ambient information retrieved by proximity sensors. When the robot r_i has reached its goal, it will feedback the distance travelled D_i to the central server to improve the task allocation performance.

The observer consists of position sensor and estimator for estimation of robot positions s_{r_i} , denoted by \hat{s}_{r_i} . In this paper, we assume a perfect estimator such that $\hat{s}_{r_i} = s_{r_i}$. This subsystem can be an on-board system of the robot such as odometer, or a separate subsystem such as visual camera.

We aim to design the task scheduler and path planner, which are handled in centralized and distributive manners respectively. To evaluate the system performance, we first define a path cost J_1 for the proposed path planning algorithm, to be the ratio of the total travel distance D_i to optimal distance D_i^* (determined by A* search) of each r_i . This quantifies the optimality of the path planning algorithm.

$$J_1 = \frac{\sum_{i=1}^N D_i}{\sum_{i=1}^N D_i^*} \quad (1)$$

As for the task allocation policy, the paramount concern is the travel distance for each robot r_i with tasks T_i . We define an average distance cost function J_2 as the average travel distance per robot per task. This is directly correlated to the energy consumption. In addition, the bottleneck for completion time is the longest distance travelled amongst the robots since the system has to wait for the slowest robot to finish its tasks. We further define a J_3 as the bottleneck distance per task, as follows:

$$J_2 = \frac{1}{KN} \sum_{i=1}^N D_i \quad (2)$$

$$J_3 = \frac{1}{K} \max_{i \in [1, N]} D_i \quad (3)$$

Finally, we also hope to evaluate the entire system from the perspective of task completion efficiency. Define J_4 as the task completion rate, given in

$$J_4 = \frac{K}{k_{total}} \quad (4)$$

where k_{total} is the total time needed to finish all K tasks. The design problem is to individually minimize J_1, J_2, J_3 and maximize J_4 to ensure an effective and efficient warehouse automation system.

IV. MAIN RESULTS

We present our main results, i.e., the proposed genetic multi-robot task allocation algorithm and RERAPF algorithm in this section. The generic GA and conventional APF algorithm are first described in each subsection. The proposed solutions are then built upon each of these algorithms.

A. Genetic Multi-Robot Task Allocation Algorithm

In order to allocate the tasks effectively and efficiently, it is advisable to adopt a meta-heuristic approach instead of combinatorial optimization or exhaustive search which usually require significantly longer computation time. In this subsection, genetic algorithm is used along with a proposed learning rule to adapt for the warehouse and multi-robot setup. It should be noted that other meta-heuristic algorithm could also be used with the same learning rule.

1) *Generic Genetic Algorithm:* In the generic GA, a chromosome is used to represent the potential solution, which, in this case, is the task allocation policy. A fitness function F is defined to evaluate the quality of the chromosomes where higher fitness means better quality. An outline of the generic genetic algorithm is presented in Algorithm 1 [11, 12]. We first initialize a population of chromosome as the solution set, then evaluate each one by a fitness function. At each iteration n , the best candidates, i.e., with highest fitness, will be selected as the set of parents $P_p(n)$ to reproduce (crossover) a set of offsprings $P_c(n)$, which will then be mutated to increase the variation. The next generation of population will be built based on the fitness of the original population and newborns, with the same population size. The detailed design of chromosome representation, fitness function, crossover and mutation operations are described in the following subsections.

Algorithm 1: Generic Genetic Algorithm

```

1  $n \leftarrow 0$ 
2 initialize population  $P(n)$ 
3 evaluate the fitnesses of  $P(n)$ 
4 while  $n < n_{max}$  do
5   choose the best candidates of  $P(n)$  to form  $P_p(n)$ 
6   crossover  $P_p(n)$  to reproduce  $P_c(n)$ 
7   mutate  $P_c(n)$  probabilistically
8   evaluate the fitnesses of  $P_c(n)$ 
9   choose the best candidates as next generation with
   same population size
10   $n \leftarrow n + 1$ 

```

2) *Chromosome Representation:* The chromosome representation is used to encode tasks allocation policy for the robots. For a set of N robots and K tasks, the length of chromosome is $N + K - 1$ and each element of the chromosome is called a genome. In each chromosome, K genomes represents the tasks index, and $N - 1$ genomes represent the delimiters of chromosome which are arbitrary negative integers, hereinafter represented by -1 to $-(N-1)$.

The set of all possible chromosomes \mathcal{C} is all permutations of $\{1, 2, \dots, K, -1, -2, \dots, -(N-1)\}$ and each set of tasks are encoded as consecutive genomes, separated by a delimiter. In general, any $C \in \mathcal{C}$ has the form $C = \{c_1, \dots, c_{N+K-1}\} = \{T_1, n_1, T_2, n_2, \dots, n_{N-1}, T_N\}$, where n_i is a negative integer as delimiter, represents the task allocation policy for robot r_i to r_N . For example, the sets of tasks $T_1 = \{t_3, t_5, t_1\}$, $T_2 = \{t_4, t_6\}$, $T_3 = \{t_2, t_7\}$, $T_4 = \emptyset$ can be encoded as $\{3, 5, 1, -1, 4, 6, -2, 2, 7, -3\}$.

3) *Fitness Function:* The fitness function, based on the cost function in Section III, directly reflects the quality of the chromosome, hence task allocation. A higher value of fitness function means higher quality. The fitness function $F: \mathcal{C} \rightarrow \mathbb{R}$ is shown in (5).

$$F(C) = \left(\frac{1}{KN} \sum_{i=1}^N \hat{D}_i(T_i) + \frac{1}{K} \max_i \hat{D}_i(T_i) \right)^{-1} \quad (5)$$

where $\hat{D}_i(T_i)$ is the heuristic of the travelled distance for robot r_i with T_i , and is given by

$$\hat{D}_i(T_i) = \hat{d}(s_{r_i}(k_0), s_{t_{i,1}}) + \sum_{j=1}^{K_i-1} \hat{d}(s_{t_{i,j}}, s_{t_{i,j+1}}) \quad (6)$$

and $\hat{d}(s_i, s_j) = d_1(s_i, s_j)$ is the initial heuristic of distance between s_i and s_j . This fitness function is in similar form as $(J_2 + J_3)^{-1}$ as it aims to reduce the average and bottleneck distance cost simultaneously. If $(J_2 + J_3)^{-1}$ is at global maximum, then J_2, J_3 are both at their global minimum.

4) *Crossover and Mutation:* The crossover operation is used to reproduce offsprings C_{c1} and C_{c2} from two parents C_{p1} and C_{p2} . Fig. 3 shows an example of this operation. Two crossover points i, j are randomly chosen. Then the i -th to j -th genomes of C_{p1} , labeled in blue, are preserved to the child, and the unused genomes C_{p2} , labeled in red, will fill the remaining genomes of C_{c1} . The second offspring C_{c2} is reproduced with the same procedure with reversed roles of C_{p1} and C_{p2} . This is often called the ordered crossover (OX).

Parent 1		3	-2	1	2	5	6	4	-1	7	-3
Parent 2		6	2	-1	4	3	-3	7	-2	5	1
Child 1		-1	4	1	2	5	6	3	-3	7	-2

Fig. 3: Example of chromosome crossover operation

The mutation operation is relatively simpler. Two random points m, n are first chosen. Then one randomly permute the m -th to n -th genomes. This is also called the scramble mutation.

5) *Learning Rule:* After the robots have finished the paths from any s_i to s_j , the actual travelled distance $D_i(s_i, s_j)$ will be used to update the heuristic $\hat{d}(s_i, s_j)$. To generalize the learning rule, let $\hat{\mathbf{D}} = [\hat{d}_{ij}]$ where $\hat{d}_{ij} = \hat{d}(s_i, s_j)$ and $\mathbf{A} = [a_{ij}]$ where $a_{ij} = \lambda D_i(s_i, s_j) + (1 - \lambda) \hat{d}_{ij}$. The λ is a binary indicator of whether or not an update is received. We consider a quadratic error cost function J , given by

$$J = \frac{1}{2} \text{Tr}(\mathbf{A} - \hat{\mathbf{D}})'(\mathbf{A} - \hat{\mathbf{D}}) \quad (7)$$

and apply gradient descent to update the heuristics:

$$\Delta \hat{d}_{ij} = -\eta \frac{\partial J}{\partial \hat{d}_{ij}} = \eta(a_{ij} - \hat{d}_{ij}) \quad (8)$$

$$\hat{d}_{ij} \leftarrow \hat{d}_{ij} + \Delta \hat{d}_{ij} \quad (9)$$

where η is the learning rate.

B. Recursive Excitation/Relaxation APF Algorithm

In this section, we will present a novel recursive excitation/relaxation APF algorithm that completely eliminates the well-known problem of local minima with proof, which will be discussed in more details.

1) Conventional Artificial Potential Field Algorithm:

The conventional APF algorithm is based on the potential function in the form of (10) [7].

$$U_i(k, s) = U_i^{att}(s) + U_i^{rep}(s) \quad (10)$$

where $U_i(k, s)$ is the potential at position s and time k for robot r_i , $U_i^{att}(s)$ and $U_i^{rep}(s)$ are the attractive and repulsive potentials. Typically, the attractive potential is contributed by the goal position while the repulsive potential by obstacles and other robots to avoid collision [10]. Also, the potential from other robots is a function of time as robots are dynamic objects. Equation (10) can therefore be rewritten as (11).

$$U_i(k, s) = U_i^g(s) + U_i^o(s) + U_i^r(k, s) \quad (11)$$

where $U_i^g(s)$, $U_i^o(s)$, $U_i^r(k, s)$ are the potential components from goal, obstacle and other robots. The potential component at a point s under influence of s' , denoted by $\phi(s, s')$, regardless of types, is generally expressed as a function of $d_p(s, s')$ [13].

$$\phi(s, s') = g(d_p(s, s')) \quad (12)$$

where $g(x)$ is monotonically increasing for attraction and non-increasing for repulsion. At each k , the robot selects a neighbor $s' \in \mathcal{N}(s_{r_i}(k))$ as the next step based on discrete gradient descent [14], a modified version is shown in (13).

$$s_{r_i}(k+1) = \arg \min_{s' \in \mathcal{N}(s_{r_i}(k))} U_i(k, s') \quad (13)$$

2) *Proposed Artificial Potential Field Algorithm:* While the conventional APF algorithm is highly efficient for path finding in various applications, it has a fatal limitation, the existence of local minima [7].

Definition 1. A position s_m is a local minimum for robot r_i at time k iff $\forall s' \in \mathcal{N}_a(s_m)$, $U_i(k, s_m) \leq U_i(k, s')$.

When a robot is at a local minimum s_m , it will be trapped indefinitely according to (13). This is considered a key disadvantage of the APF algorithm [15]. The proposed RERAPF algorithm is an extension of the conventional APF algorithm designed to overcome the local minima problem. In this algorithm, two operations are introduced, namely the Excitation f_e and Relaxation f_r defined in (14) and (15).

$$f_e(x(k)) = \gamma x(k-1) \quad (14)$$

$$f_r(x(k)) = (1-\alpha)x(k-1) + \alpha x(k_0) \quad (15)$$

where k_0 is an arbitrary starting time, also $\gamma \in (1, \infty)$ and $\alpha \in [0, 1)$ are called the excitation factor and relaxation factor. Rewriting (10) to (16):

$$U_i(k, s) = U_i^s(s) + U_i^d(k, s) \quad (16)$$

where $U_i^s(s) = U_i^g(s) + U_i^o(s)$ is the potential contributed by static objects and $U_i^d(k, s) = U_i^r(k, s)$ by dynamic objects, hereinafter referred to as the static potential and dynamic potential respectively. Instead of being a time-independent function, the static potential is modified into a time-recursive function. The potential update is shown in (17).

$$U_i^s(k, s) = \begin{cases} f_e(U_i^s(k-1, s)), & s_{r_i}(k) = s \\ f_r(U_i^s(k-1, s)), & \text{otherwise} \end{cases} \quad (17)$$

$\forall s \in \mathcal{N}(s_{r_i}(k))$ with initial condition $U_i^s(k_0, s) = U_i^s(s)$. The purpose of excitation is to increase the potential at the position of the robot r_i , i.e., $U_i(k, s_{r_i}(k))$, hence attempting to remove any local minimum in case the robot r_i is trapped. For each position s , we only calculate the static potential once until the current task is finished. The explored positions are stored in a set \mathcal{E}_i for each robot r_i . We now formally present the RERAPF algorithm in Algorithm 2.

Algorithm 2: Proposed RERAPF Algorithm

```

1  $k \leftarrow 0$ 
2 for  $i \in [1, N]$  do
3    $\mathcal{E}_i \leftarrow \emptyset$ 
4 while not all robots reached goals do
5   for each  $r_i \in \mathcal{R}$  with  $T_i \neq \emptyset$  do
6     if  $s_{r_i}(k) \neq s_g^i$  then
7       for  $s' \in \mathcal{N}(s_{r_i}(k))$  do
8         if  $s' \notin \mathcal{E}_i$  then
9            $U_i^s(k, s') \leftarrow U_i^g(s') + U_i^o(s')$ 
10           $\mathcal{E}_i \leftarrow \mathcal{E}_i \cup \{s'\}$ 
11          else if  $s' = s_{r_i}(k)$  then
12             $U_i^s(k, s') \leftarrow f_e(U_i^s(k-1, s))$ 
13          else
14             $U_i^s(k, s') \leftarrow f_r(U_i^s(k-1, s))$ 
15           $U_i(k, s') \leftarrow U_i^s(k, s') + U_i^d(k, s')$ 
16           $s_{r_i}(k+1) \leftarrow \arg \min_{s' \in \mathcal{N}(s_{r_i}(k))} U_i(k, s')$ 
17        else
18           $T_i \leftarrow T_i \setminus \{t_{i,1}\}$ 
19       $k \leftarrow k+1$ 

```

Definition 2. A local minima s_m is temporary to r_i if $\forall k_0 \exists k' \in (k_0, \infty) \exists s' \in \mathcal{N}_a(s_m)$ s.t. $U_i(k', s') < U_i(k', s_m)$.

Assumption 1. The static potential function satisfies $U_i^s(k, s) \geq 0 \forall i, k, s$ with unique global minimum at $s = s_g^i$.

Assumption 2. The dynamic potential function satisfies $U_i^d(k, s) \in [0, \infty) \forall i, k, s$, i.e., always non-negative and finite, and $U_i^d(k, s) \gg U_i^d(s')$ if $\exists r \neq r_i$ $s_r(k) = s \forall i, k, s, s'$.

Lemma 1. Any local minimum reached by robot r_i is temporary to r_i in the proposed RERAPF algorithm.

Proof. Under assumption 1 and 2, consider an arbitrary local minimum s_m in which robot r_i is trapped at time k_t , i.e., $s_{r_i}(k_t) = s_m$. Also assume there exists an unoccupied neighbor for s_m . Then by the definition 1, $\forall s' \in \mathcal{N}_a(s_m)$, $U_i(k_t, s_m) \leq U_i(k_t, s')$ and $s_{r_i}(k_t + 1) = s_m$. It is also possible that $s_{r_i}(k_t + 1) = s'$ if $U_i(k_t, s') = U_i(k_t, s_m)$ which immediately implies that the robot has escaped from the local minimum s_m . Therefore we will focus on the case where $s_{r_i}(k_t + 1) = s_m$.

$$U_i(k_t + 1, s_m) = f_e(U_i(k_t, s_m)) + U_i^d(k_t + 1, s_m) \quad (18)$$

$$U_i(k_t + 1, s') = f_r(U_i(k_t, s')) + U_i^d(k_t + 1, s') \quad (19)$$

If $\forall s' \in \mathcal{N}_a(s_m)$, $U_i(k_t + 1, s_m) \leq U_i(k_t + 1, s')$ then the above update rules will be repeated until $\exists k' > k_t, s' \in \mathcal{N}_a(s_m), U_i(k', s_m) > U_i(k', s')$. The dynamic potential $U_i^d(k, s)$ is bounded with $\sup U_i^d(k, s) = m$ and $\inf U_i^d(k, s) = n$ where m and n are two non-negative finite numbers that $m - n \geq 0$. Consider the extreme worst case scenario where $U_i^d(k, s_m) = n$ and $U_i^d(k, s') = m$ $\forall s' \in \mathcal{N}_a(s_m)$. For some $k' > k_t$,

$$U_i(k', s_m) = \gamma^{k' - k_t} U_i^s(k_t, s_m) + n \quad (20)$$

$$U_i(k', s') = (1 - \alpha)^{k' - k_t} U_i^s(k_t, s') + [1 - (1 - \alpha)^{k' - k_t}] U_i^s(s') + m \quad (21)$$

Let $s^* = \arg \min_{s' \in \mathcal{N}_a(s_m)} U_i(k', s')$. If r_i is to escape from s_m , the inequality (22) must be satisfied.

$$U_i(k', s_m) > U_i(k', s^*) \quad (22)$$

$$\begin{aligned} \gamma^{\Delta k} U_i^s(k_t, s_m) &> (1 - \alpha)^{\Delta k} (U_i^s(k_t, s^*) - U_i^s(s^*)) \\ &+ U_i^s(s^*) + m - n \end{aligned} \quad (23)$$

where $\Delta k = k' - k_t$. It can be easily verified that $U_i^s(k_t, s^*) \geq (1 - \alpha)^{\Delta k} (U_i^s(k_t, s^*) - U_i^s(s^*)) + U_i^s(s^*)$. Then consider the following inequality,

$$\gamma^{\Delta k'} U_i^s(k_t, s_m) > U_i^s(k_t, s^*) + m - n \quad (24)$$

where $\Delta k' \geq \Delta k$. The inequality (24) has a simple analytical solution for the critical point of $\Delta k'$ where $\Delta k' > (\Delta k')_{crit}$ is the region of solutions.

$$(\Delta k')_{crit} = \log_\gamma \frac{U_i^s(k_t, s^*) + m - n}{U_i^s(k_t, s_m)} \geq (\Delta k)_{crit} \quad (25)$$

Similarly, $\Delta k > (\Delta k)_{crit}$ is the region of solutions for (23). Note that is an overestimation of the solution of (22) for general case (where the dynamic potentials are not at extreme values), thus an upper bound. In other words, the time required to eliminate local minimum s_m does not exceed $(\Delta k')_{crit} + 1$ regardlessly. Since $\exists \Delta k \leq (\Delta k')_{crit} + 1 < \infty$ such that $U_i(k', s_m) > U_i(k', s^*)$, the local minimum s_m is temporary to r_i . \square

Lemma 1 shows that the introduction of excitation can remove local minimum in case a robot is trapped. In (25), it is observed that the upper bound of Δk decreases with

increasing γ , meaning that a larger excitation factor shortens entrapment time. In addition, the introduction of relaxation factor also facilitates the escape of local minimum as it reduces the potentials of the neighbors to the original values over time.

3) *Semi-Completeness for Proposed RERAPF Algorithm:*

The proposed RERAPF algorithm is capable of eliminating local minimum as proven in Lemma 1, which results in semi-completeness shown in the following.

Definition 3. An algorithm is semi-complete if and only if it is guaranteed to find a solution when there exists one but may not return false when there is none.

Theorem 1. For every $\alpha \in [0, 1)$, $\exists \gamma \in (1, \infty)$ such that the proposed RERAPF algorithm is semi-complete.

Proof. Assume robot r_i is contained in a fixed region $V \subset S$ indefinitely where $s_g^i \notin V$ and $s_{r_i}(k) \in V \forall k$. Also, we apply an additional constraint on V such that all positions in V must be reached by r_i at some k , i.e., $\forall s \in V \exists k s_{r_i}(k) = s$ with finite maximum time intervals. Lemma 1 implies that the additional constraint is always achievable for small region V and $|V| > 1$. For each $s \in V$, the corresponding potential can be modeled as a recursive Bernoulli random process with $P[s_{r_i}(k) = s] = p$. Because of the constraint on V , p is not the true probability but rather a relative frequency, due to the assumption that all states will be reached by r_i with finite interval, and therefore $p \in (0, 1)$. Without loss of generality, we take $k_0 = 0$ in the rest of this proof to keep the notations simple. Identical conclusion can be easily obtained for any k_0 .

$$\begin{aligned} \mathbb{E}[U_i^s(k, s)] &= p \mathbb{E}[f_e(U_i^s(k-1, s))] \\ &+ (1-p) \mathbb{E}[f_r(U_i^s(k-1, s))] \end{aligned} \quad (26)$$

$$= \left[\beta^k + (1-p)\alpha \sum_{i=0}^{k-1} \beta^i \right] U_i^s(s) \quad (27)$$

where $\beta = p\gamma + (1-p)(1-\alpha)$. It can be verified that $\lim_{k \rightarrow \infty} \mathbb{E}[U_i^s(k, s)] \rightarrow \infty$ when $\beta > 1$, and therefore $\gamma > 1 - \alpha + \alpha/p$. This implies that $U_i^s(k, s)$ will tend to increase, albeit not necessarily monotone, with large k . Since $p \in (0, 1)$, there must exist a finite γ satisfying this inequity. Assume the condition $\gamma > 1 - \alpha + \alpha/p$ is satisfied. If there exists a solution, then $\exists k'' \in (k_0, \infty)$ such that $\exists s'' \in \mathcal{N}_a(V)$ with finite non-increasing potential. For some finite $k^* > k''$ when $s_{r_i}(k^*) \in \mathcal{N}_a(s'') \cap V$, then $s'' \in \mathcal{N}_a(s_{r_i}(k^*))$ with $U_i(k^*, s'') < U_i(k^*, s_{r_i}(k^*))$, which implies that $s_{r_i}(k^* + 1) \notin V$ as at least one neighbor of $s_{r_i}(k^*)$ has lower potential. By contradiction, it is impossible for r_i to be contained in a fixed region V indefinitely. In other words, if r_i is contained in a region V indefinitely, V must be expanding until $s_g^i \in V$. By definition of V , the robot r_i will reach s_g^i in finite time. However, if there is no possible path to the goal, it will continue move inside V indefinitely without reaching s_g^i , thus only semi-complete. \square

Remark 1. Although a closed-form inequality was derived in Theorem 1, it is impractical to design α and γ directly based

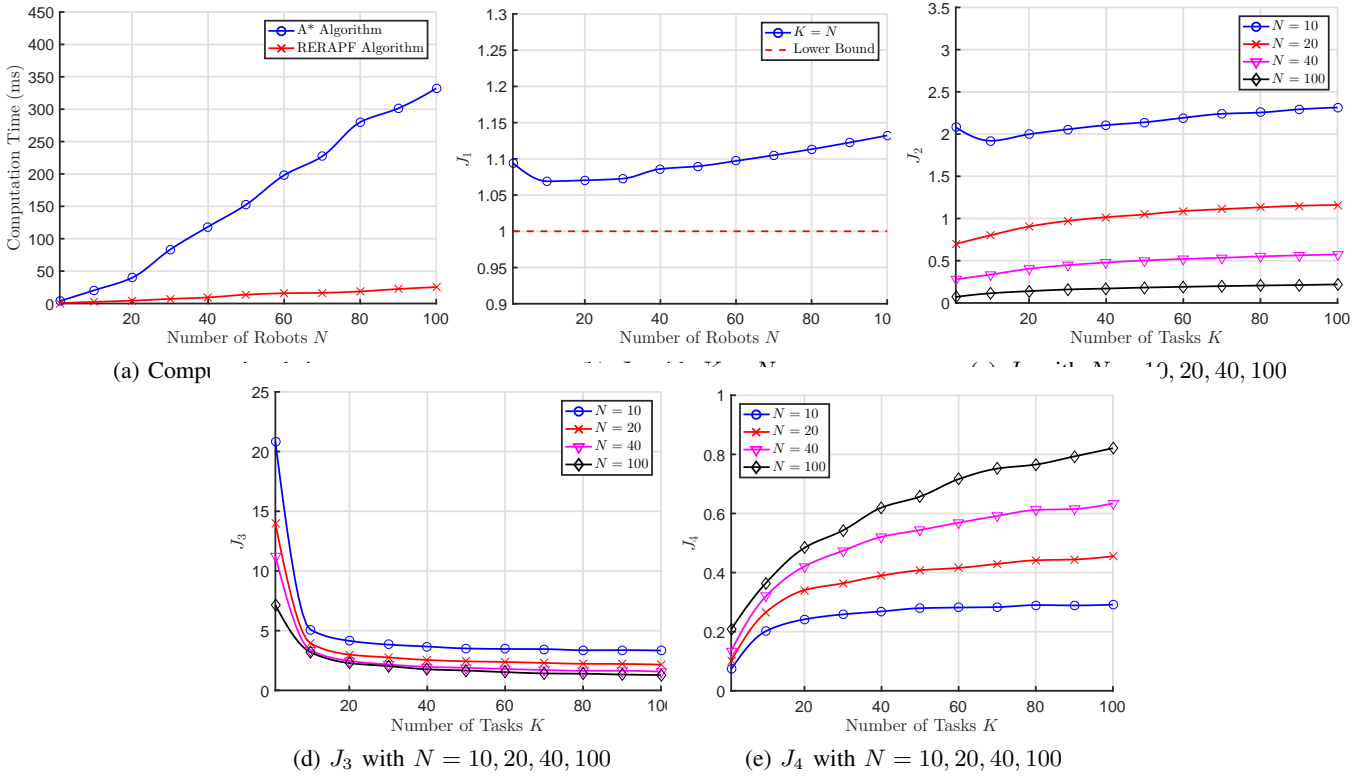


Fig. 4: Simulation Results

on the condition because p is unknown. The parameters still need to be chosen by trial and error. However, it is clear that p decreases as $|V|$ increases. In other words, a larger layout should lead to smaller p , hence larger γ and/or smaller α required.

4) *Implementation:* The main implementation challenge is the design of potential functions. In the following context, we introduce an implementation based on proximity sensors information. We firstly rewrite the general potential function (12) as the weighted sum of the p^j -norms, addition to a constant ε^j , to the power of e^j . The superscript j denotes the source of the potential (g for goals, o for obstacles, r for robots), as different object may produce a different potential function.

$$\phi^j(s, s') = \sum_{i=0}^{\infty} c_i^j \left(d_{p_i^j}(s, s') + \varepsilon_i^j \right)^{e_i^j} \quad (28)$$

where $p_i^j, c_i^j, e_i^j, \varepsilon_i^j$ are design parameters. More specifically, $\varepsilon_i^r > 0 \forall i \in \{x: c_x^r \neq 0\}$ in order to bound the dynamic potential function to be finite. To utilize the local sensors information, we introduce an alternative form of the potential function as follows.

$$\varphi^j(s, s') = \begin{cases} \phi^j(s, s'), & s' \in \mathcal{Q}(s) \\ 0, & \text{otherwise} \end{cases} \quad (29)$$

where $\mathcal{Q}(s) = \bigcap_{s^* \in \mathcal{N}(s)} \mathcal{P}(s^*)$ to ensure a consistent static potential calculated at different location. This can prevent duplicate computation of potential at the same position, and ensure that the excitation/relaxation operations

are correctly performed. The potential function is highly dependent on the sensor information for robot r_i at time k .

$$U_i^s(s) = \phi^g(s, s_g^i) + \sum_{o \in \mathcal{O}} \varphi^o(s, s^o) \quad (30)$$

$$U_i^d(k, s) = \sum_{r \in \mathcal{R} \setminus \{r_i\}} \varphi^r(s, s_r(k)) \quad (31)$$

It is clear that this implementation can satisfy all assumptions made previously on the potential functions with proper $p_i^j, c_i^j, e_i^j, \varepsilon_i^j$.

V. SIMULATION RESULTS

In this section, we present some simulation results for the proposed warehouse automation system based on the cost functions introduced in Section III. The simulation parameters are listed in Table I, whilst the layout used in the simulation is in the same pattern as Fig. 1. For each set of parameters, 500 runs of simulation were conducted to obtain the corresponding results.

Layout Size	81 × 80
Number of Robots	1 – 100
Number of Tasks	1 – 100
Excitation Factor γ	15
Relaxation Factor α	0.05

TABLE I: Simulation parameters

For the sake of simplicity, the following potential functions are adopted in the simulation.

$$\begin{aligned}\phi^g(s, s_g^i) &= d_\infty(s, s_g^i) \\ \varphi^o(s, s^o) &= \begin{cases} 0.1(d_2(s, s^o) + \varepsilon)^{-2}, & s^o \in \mathcal{Q}(s) \\ 0, & \text{otherwise} \end{cases} \\ \varphi^r(s, s_r(k)) &= 0.01\varphi^o(s, s_r(k))\end{aligned}$$

where $\varepsilon = 10^{-9}$ is an arbitrarily chosen small number.

In addition to the cost functions mentioned previously, we also evaluate the computational time of the proposed RERAPF algorithm compared with traditional A* algorithm. The simulation results are shown in Fig. 4. It is shown that the computation time of A* algorithm is approximately 13 times higher than the RERAPF algorithm on average. Also, since the proposed algorithm can be executed distributively on each robot, the actual computational load could be much lower for each robot. As for the path cost J_1 , it is below 1.2 within the simulation environment, i.e., the difference between the actual path length and the optimal length is less than 20%, with a maximum slope of 0.09% per additional robot. This is the tradeoff between the computation time and optimality for the path planning algorithm.

The results for the cost functions J_2 , J_3 and task completion rate J_4 with $N = 10, 20, 40, 100$ are shown in Fig. 4c to Fig. 4e. It is seen that all of J_2 , J_3 and J_4 gradually converges as K increases albeit with a slower converging rate for larger K , with diminishing marginal improvement with respect to increase in N . It is interesting to notice that J_3 and J_4 can be improved with larger K , and J_2 was slightly worsen as K increases. The intuition behind this is that when the number of tasks is sufficiently large, it is more likely for the workload of robots distributed more uniformly, hence a lower bottleneck cost J_3 . Also, multiple tasks can be completed by a single robot at once, hence the tasks done more efficiently, which leads to a lower J_3 and higher task completion rate J_4 . On the other hand, when there are significantly more robots than tasks, the probability that there exist a robot close to the tasks is relatively high, therefore resulting in a lower average travel distance J_2 .

VI. CONCLUSION AND FUTURE WORK

In this paper, we have presented a computationally efficient local path planning algorithm, namely the RERAPF algorithm, and a genetic task allocation algorithm with heuristic learning rule. The semi-completeness of the RERAPF algorithm was proven by showing that it is impossible for any robot to be trapped in any fixed region that does not contain the goal position. The performances of each subsystem, and the overall system were shown in simulation. Future work may include consideration of additional practical constraints, such as battery and load capacity of the robots, as well as the completion time limit of the tasks. Also, an equivalent RERAPF algorithm of the continuous time or continuous space configuration may also be considered to derive a more general algorithm.

REFERENCES

- [1] C. Liu and A. Kroll, "A centralized multi-robot task allocation for industrial plant inspection by using a* and genetic algorithms," in *International Conference on Artificial Intelligence and Soft Computing*, 2012, pp. 466–474.
- [2] S. Jeon, J. Lee, and J. Kim, "Multi-robot task allocation for real-time hospital logistics," in *2017 IEEE International Conference on Systems, Man, and Cybernetics (SMC)*, 2017, pp. 2465–2470.
- [3] G. Wagner and H. Choset, "M*: A complete multirobot path planning algorithm with performance bounds," in *2011 IEEE/RSJ International Conference on Intelligent Robots and Systems*, 2011, pp. 3260–3267.
- [4] L. Sabattini, V. Digani, C. Secchi, and C. Fantuzzi, "Optimized simultaneous conflict-free task assignment and path planning for multi-agv systems," in *2017 IEEE/RSJ International Conference on Intelligent Robots and Systems (IROS)*, 2017, pp. 1083–1088.
- [5] Q. Yuan, Y. Guan, B. Hong, and X. Meng, "Multi-robot task allocation using cnp combines with neural network," *Neural Computing and Applications*, vol. 23, no. 7-8, pp. 1909–1914, Oct 2012.
- [6] K. Charalampous, I. Kostavelis, and A. Gasteratos, "Thorough robot navigation based on svm local planning," *Robotics and Autonomous Systems*, pp. 166–180, 2015.
- [7] S. S. Ge and Y. J. Cui, "Dynamic motion planning for mobile robots using potential field method," *Autonomous Robots*, vol. 13, pp. 207–222, 2002.
- [8] T. Weerakoon, K. Ishii, and A. A. F. Nassiraei, "An artificial potential field based mobile robot navigation method to prevent from deadlock," *Journal of Artificial Intelligence and Soft Computing Research*, vol. 5, no. 3, pp. 189–203, 2015.
- [9] J. P. C. Tuazon, K. G. V. Prado, N. J. A. Cabial, R. L. Enriquez, F. L. C. Rivera, and K. K. D. Serrano, "An improved collision avoidance scheme using artificial potential field with fuzzy logic," in *2016 IEEE Region 10 Conference (TENCON)*, 2016, pp. 291–296.
- [10] B. Kovács, G. Szayer, F. Tajti, M. Burdelis, and P. Korondi, "A novel potential field method for path planning of mobile robots by adapting animal motion attributes," *Robotics and Autonomous Systems*, pp. 24–34, 2016.
- [11] S. Tomioka, S. Nisiyama, and T. Enoto, "Nonlinear least square regression by adaptive domain method with multiple genetic algorithms," *IEEE Transactions on Evolutionary Computation*, vol. 11, no. 1, pp. 1–16, 2007.
- [12] Y. P. Xiong, B. Golden, and E. Wasil, "A one-parameter genetic algorithm for the minimum labeling spanning tree problem," *IEEE Transactions on Evolutionary Computation*, vol. 9, no. 1, pp. 55–60, 2005.
- [13] D. H. Kim, H. Wang, and S. Shin, "Decentralized control of autonomous swarm systems using artificial potential functions: Analytical design guidelines," *Journal of Intelligent and Robotic Systems*, vol. 45, no. 4, pp. 369–394, Apr 2006.
- [14] J. Barraquand, B. Langlois, and J.-C. Latombe, "Numerical potential field techniques for robot path planning," in *Advanced Robotics, 1991. 'Robots in Unstructured Environments', 91 ICAR., Fifth International Conference on*, 1991, pp. 1012–1017.
- [15] G. Li, A. Yamashita, H. Asama, and Y. Tamura, "An efficient improved artificial potential field based regression search method for robot path planning," in *Proceedings of 2012 IEEE International Conference on Mechatronics and Automation*, 2012, pp. 1227–1232.