

A Methodology for Search Space Reduction in QoS Aware Semantic Web Service Composition

SOUMI CHATTOPADHYAY, Indian Statistical Institute, India
ANSUMAN BANERJEE, Indian Statistical Institute, India

The semantic information regulates the expressiveness of a web service. State-of-the-art approaches in web services research have used the semantics of a web service for different purposes, mainly for service discovery, composition, execution etc. In this paper, our main focus is on semantic driven Quality of Service (QoS) aware service composition. Most of the contemporary approaches on service composition have used the semantic information to combine the services appropriately to generate the composition solution. However, in this paper, our intention is to use the semantic information to expedite the service composition algorithm. Here, we present a service composition framework that uses semantic information of a web service to generate different clusters, where the services are semantically related within a cluster. Our final aim is to construct a composition solution using these clusters that can efficiently scale to large service spaces, while ensuring solution quality. Experimental results show the efficiency of our proposed method.

Additional Key Words and Phrases: Service Composition, Quality of Service (QoS), Semantic Composition

ACM Reference Format:

Soumi Chattopadhyay and Ansuman Banerjee. 2024. A Methodology for Search Space Reduction in QoS Aware Semantic Web Service Composition. 1, 1 (December 2024), 21 pages. <https://doi.org/10.1145/nnnnnnn.nnnnnnn>

1 INTRODUCTION

With the proliferation of network technologies, services computing has attracted a significant research attention. Web services have become a useful tool to facilitate many necessary activities throughout the world. A web service performs a specific task to satisfy a user requirement. The semantics of a web service [23] plays an important role in the services life-cycle, for example in service discovery [29], composition [24, 33], execution [5], verification [26] etc. A web service without any semantic description is often difficult to discover to serve a user request and therefore, may not be considered for execution, even if the service is very relevant to serve a specific user request. In a realistic setting, a number of services are often deployed to fulfill the same purpose. Though these services are intended to serve similar functionality, they may have syntactically different interfaces. Therefore, it is essential to have semantic information along with a service, since sometimes, identifying two semantically related services becomes extremely important to handle a user request efficiently. In general, the functional description of a web service is specified in terms of logical signature annotations and a set of pre and post conditions [17]. The semantic information of the services is usually stored in an ontology [37], maintained in a service repository along with the set of services.

Authors' addresses: Soumi Chattopadhyay, Indian Statistical Institute, 203, B.T.Road, Kolkata, West Bengal, 700108, India; Ansuman Banerjee, Indian Statistical Institute, Advanced Computing & Microelectronics Unit, Kolkata, West Bengal, 700108, India.

Permission to make digital or hard copies of all or part of this work for personal or classroom use is granted without fee provided that copies are not made or distributed for profit or commercial advantage and that copies bear this notice and the full citation on the first page. Copyrights for components of this work owned by others than ACM must be honored. Abstracting with credit is permitted. To copy otherwise, or republish, to post on servers or to redistribute to lists, requires prior specific permission and/or a fee. Request permissions from permissions@acm.org.

© 2024 Association for Computing Machinery.

XXXX-XXXX/2024/12-ART \$15.00

<https://doi.org/10.1145/nnnnnnn.nnnnnnn>

The main objective of this paper is to explore the use of semantics for state space reduction in web service composition. A number of research articles [13, 18, 28, 33, 43] have explored the problem of service composition with semantics. In [33], the semantic information of a service is used only for input-output parameter matching for service discovery and composition. However, the authors in [33] did not consider any precondition / postcondition for a service in their work. In [13], semantic information is used to generate data dependencies to compute a service network, from which an executable composition solution is constructed satisfying the dependencies between the services. An integer linear programming (ILP) based approach proposed in [28] uses semantic annotations to make service composition feasible. In [32, 43], the semantic information is used to combine the services maintaining proper relationship between the services to obtain an optimal QoS aware solution.

With increase in the scale of web services [41], computing the optimal solution is becoming very expensive in terms of computation time and space. A number of scalable web service composition [8, 19] that uses semantic relationship between the services have been proposed in literature. In [1, 7, 8, 31], the semantic information is used to combine the services maintaining the functional dependencies between the services to obtain a heuristic solution. Though these methods are faster than the optimal, they have their own limitations. Many of these fail to deliver the solution with desired quality, since they do not navigate the entire search space.

In this paper, we use the semantic information to expedite the service composition mechanism, while ensuring to obtain the promised quality of the solution. The crux of this work is to identify semantically related services obtained from an ontology [37] stored in a service repository and using this information, form service groups essentially required for generating efficient composition solutions.

Novelty of our work: Our method is built on the foundation of abstraction refinement, a standard technique for handling large state spaces, originally proposed in [11] in the context of formal verification. Abstraction refinement based on syntactic similarity in terms of input-output parameters has been dealt with in our earlier work [9]. However, the notion of semantics of a web service has not been dealt with in that work. In this paper, we bring the notion of semantics and propose a methodology that provides a scalable way of pruning the composition search space. Our method can be applied on top of any service composition algorithm to improve its performance. In [37], the authors proposed functional clustering based on semantics of the services. However, the focus of [37] is on reducing the search space with the objective of improving the reliability and flexibility, while our focus is to reduce the search space and thus expedite solution composition time. Moreover, the clustering methods that we consider is different from the one in [37].

Our Contribution: In this work, we have the following contributions:

- We first propose three different types of abstractions based on the semantics of the services in the service repository, that help to reduce the search space and thus to expedite solution computation time.
- In order to ensure that our algorithm can always produce a valid solution (i.e., a solution satisfying all the constraints), we further propose two refinements corresponding to each abstraction.
- We perform extensive experiments and it is evident from our experiments that on an average our framework is more efficient, when compared with the performance of the underlying composition algorithm without abstraction.

This paper is organized as follows. Section 2 presents some preliminary concepts. Section 3 demonstrates our proposed methodologies. Section 4 shows the results obtained using our framework. Section 5 includes a discussion on related literature, while Section 6 concludes our paper.

2 OVERVIEW AND PROBLEM FORMULATION

We illustrate our proposal on the following running example as shown in Table 1 containing 32 services S_1 to S_{32} . We consider the following query: A user provides a binary image of the Barcode of a product in jpeg format with size less than 50KB along with his current location to obtain the review of the product in English and the location coordinates GPS of the nearest shop and the product price. The query Q is formally written as: $Q = (\{BinaryImage, GPS\}, \{Review, GPS, Price\}, \{Image \text{ in jpeg format, Image size less than 50KB}\}, \{Review \text{ written in English}\}, \{\}, \{\})$. We begin with defining a few terminologies.

Definition 2.1. [Web Service]: A web service S_i is a 6-tuple $(S_i^{ip}, S_i^{op}, M_i, P^i, PR_i, PO_i)$, where, S_i^{ip} and S_i^{op} are the set of input and output parameters of S_i respectively. M_i is the method implemented by S_i . $P^i = (P_1^i, P_2^i, \dots, P_m^i)$ are the values of the set of QoS parameters. PR_i represents a set of preconditions, defined over S_i^{ip} and specified in quantifier free first order logic [21]. PO_i represents a set of postconditions, defined over the set of output parameters of S_i and specified in quantifier free first order logic. ■

A web service is executed, once all its inputs are available and the set of preconditions are satisfied. If a web service is executed, it produces the corresponding set of outputs, while ensuring the set of postconditions. The pre and post conditions are optional for a service. Therefore, the pre or post condition / both of them can be null for a service.

Example 2.2. Example services can be found in Table 1. The table contains 32 services S_1 to S_{32} . For each service, a brief description of the method it implemented is provided in the table. ■

The QoS parameters of a web service are classified into two categories: (a) *Positive QoS*, for which a high value is desirable (e.g., reliability) (b) *Negative QoS*, for which a low value is desirable (e.g., response time).

Two input / output parameters may have syntactically different names. However, both of them may be semantically related. An ontology, which is stored in the service repository along with the web services, maintains all such information. To take into account the semantics of the parameters, a list of concepts and a mapping from each input / output parameter to a concept are maintained in the ontology.

Definition 2.3. [Concept]: Each input / output parameter corresponding to an ontology maps to a unique entity C_i of the ontology, called a concept. ■

Definition 2.4. [Parameter mapping]: Parameter mapping f is a mapping of elements in IO to C , where IO and C are respectively the set of input-output parameters and the set of concepts corresponding to an ontology. ■

Example 2.5. Consider services S_1 and S_3 in Table 1. S_1 takes a *BWImage* as input, while S_3 takes a *BinImage* as input. According to the ontology, both refer to the same concept *binaryImage*. Therefore, $f(binImage) = f(BWImage) = binaryImage$. ■

Two concepts C_1 and C_2 in an ontology are related in either of the following ways: (a) $C_1 = C_2$: C_1 and C_2 are identical concepts. (b) $C_1 \sqsubset C_2$: C_1 is a sub concept of C_2 , while C_2 is a super concept of C_1 . (c) $C_1 \neq C_2$: C_1 and C_2 are not related.

Table 1. DataSet *D*: Service Repository

	1	2
Method:	BWImageToBarcode	BinImageToBarcode
Service Name:	S_1, S_2	S_3, S_4
Input:	BWImage	BinImage
Precondition:	BWImage must be in jpeg format BWImage size must be less than 50KB	BinImage must be in jpeg format BinImage size must be less than 50KB
Output:	Barcode	Barcode
Postcondition:	-	-
	3	4
Method:	ImageToBarcode	AnyImageToBarcode
Service Name:	S_5, S_6	S_7, S_8, S_9
Input:	Image	Image
Precondition:	Image must be in jpeg format Image size must be less than 50KB	Image size must be less than 50KB
Output:	Barcode	Barcode
Postcondition:	-	-
	5	6
Method:	ImageToIDConverter	EuropeanBarcodeToProductID
Service Name:	S_{10}	S_{11}, S_{12}
Input:	Image	EANBC
Precondition:	-	-
Output:	ProductID	ProductNumber
Postcondition:	-	-
	7	8
Method:	BarcodeToProductID	BarcodeToEncoded9ProductID
Service Name:	S_{13}	S_{14}, S_{15}, S_{16}
Input:	Barcode	Barcode
Precondition:	-	-
Output:	PID	PID_9
Postcondition:	-	-
	9	10
Method:	BarcodeToEncoded14ProductID	GetReviewInEnglish
Service Name:	S_{17}	S_{18}, S_{19}, S_{20}
Input:	Barcode	ProductID
Precondition:	-	-
Output:	PID_{14}	Review
Postcondition:	-	Review written in English
	11	12
Method:	GetReview	GetReviewAndRatingInEnglish
Service Name:	S_{21}, S_{22}, S_{23}	S_{24}, S_{25}
Input:	ProductID	PID_9
Precondition:	-	PID_9 in alpha-numeric value
Output:	Review	Review, Rating
Postcondition:	Review written in local language	Review written in English
	13	14
Method:	GetReviewAndRating	GetCheapShopAtPos
Service Name:	S_{26}	$S_{27}, S_{28}, S_{29}, S_{30}$
Input:	PID_9	ProductID, GPS
Precondition:	PID_9 in alpha-numeric value	-
Output:	Review, Rating	Price, GPS
Postcondition:	Review written in local language	GPS must be in the radius of 100 meter Cheapest price in 100 meter radius
	15	
Method:	GetShopAtPos	
Service Name:	S_{31}, S_{32}	
Input:	PID, GPS	
Precondition:	-	
Output:	Price, GPS	
Postcondition:	GPS of the shop is the nearest one	
Ontology		

Concept: PID, BinImage; $f(ProductID) = f(PID) = PID$; $PID_9 f(BWImage) = BinaryImage$;
 $f(BinImage) = BinaryImage$; EANBC \sqsubset Barcode; BinaryImage \sqsubset Image; $PID_9 \sqsubset PID$; $PID_{14} \sqsubset PID$

Service Name:	S_1	S_2
Input:	Image	ProductName
Precondition:	Image in jpeg / png format	ProductName in English
Method:	GetImageToProduct	GetReview
Output:	ProductName	Review
Postcondition:	ProductName in English	Review in local language

Example 2.6. Consider 4 different concepts: *binaryImage*, *grayImage*, *RGBImage*, *Image*. The relationship mentioned in an ontology, is as follows: *binaryImage* \sqsubset *grayImage* \sqsubset *Image*; *grayImage* \neq *RGBImage*; *RGBImage* \sqsubset *Image*; ■

Definition 2.7. [Query]: A query Q is a 6-tuple $(Q^{ip}, Q^{op}, IS, OR, OP, CP)$, where, Q^{ip} and Q^{op} are the set of given input and desired output parameters respectively. IS refers to the input specification, defined over Q^{ip} and specified in quantifier free first order logic. OR represents the output requirement, defined over Q^{op} and specified in quantifier free first order logic. CP represents a set of QoS constraints, typically, the bounds on the worst case value of the QoS parameters. OP refers to the objectives of the query (e.g., maximizing throughput, minimizing response time). ■

Example 2.8. Consider a query. A user provides a binary image of the Barcode of a product in jpeg format with size less than 50KB to obtain the review of the product in English. The query Q is formally written as: $Q = (\{BinaryImage\}, \{Review\}, \{Image \text{ in jpeg format, Image size less than 50KB}\}, \{Review \text{ written in English}\}, \{Maximum \text{ response time is 500ms}\}, \{Maximize \text{ the reliability}\})$. The last two elements of the tuple represent QoS constraints and objective of the query respectively. We use this query throughout this paper. ■

Once a query comes to the system, a set of services are activated based on the query inputs and input specification. We now define the notion of service activation.

Definition 2.9. [Service Activation]: A service S_i is activated, while serving a query Q , if the following are satisfied: (a) All the inputs of S_i are available (either query inputs or the set of outputs of already activated services) in the system, i.e., $\forall i \in S_i^{ip}, \exists i' \in Q^{ip} \cup S_{AC}^{op}$; such that $f(i') \sqsubseteq f(i)$. (b) All preconditions of S_i defined over its set of inputs are also satisfied either by the query input specification or by the postconditions of the services that are activated by the query, i.e., $IS \vee (\bigvee_{S_j \in S_{AC}} \mathcal{PO}_j) \rightarrow$

\mathcal{PR}_i , where, S_{AC} is the set of services activated by Q^{ip} directly / transitively and S_{AC}^{op} is the union of the outputs of the services in S_{AC} . ■

Example 2.10. Consider two services, as defined below and a query $Q = (\{BWImage\}, \{Review\}, \{BWImage \text{ in jpeg format}\}, \{Review \text{ in local language}\}, \{\}, \{\})$. According to the ontology, *BWImage* is a sub concept of *Image*. Therefore, *BWImage* can be fed as an input to S_1 . Moreover, according to the input specification, the *BWImage* is in jpeg format. Therefore, with the given input specification, the precondition of S_1 is also satisfied. Hence, S_1 is activated first. Once S_1 is activated, from the output of S_1 , S_2 is also activated, since \mathcal{PO}_1 satisfies \mathcal{PR}_2 . Finally, S_2 provides Q^{op} while ensuring the output requirement. ■

It may be noted, in this paper, we use the symbol $A \rightarrow B$ to denote B is weaker than A for any two quantifier free first order logic formulas A and B . In other words, whenever A holds B holds as well, however, the converse is not true. Once a query comes to the system, the services are activated directly / transitively. Gradually, a dependency graph [8] is constructed to serve the query. We now show an example of a dependency graph on our running example.

Example 2.11. Considering our running example (shown in Table 1), the dependency graph, constructed in response to the query Q (shown in Example 2.8) is shown in Figure 1. Each rectangle

presents a group of services having same inputs, outputs, preconditions and postconditions. Each number, situated at the left side of the rectangle, presents the number of services in that group. It may

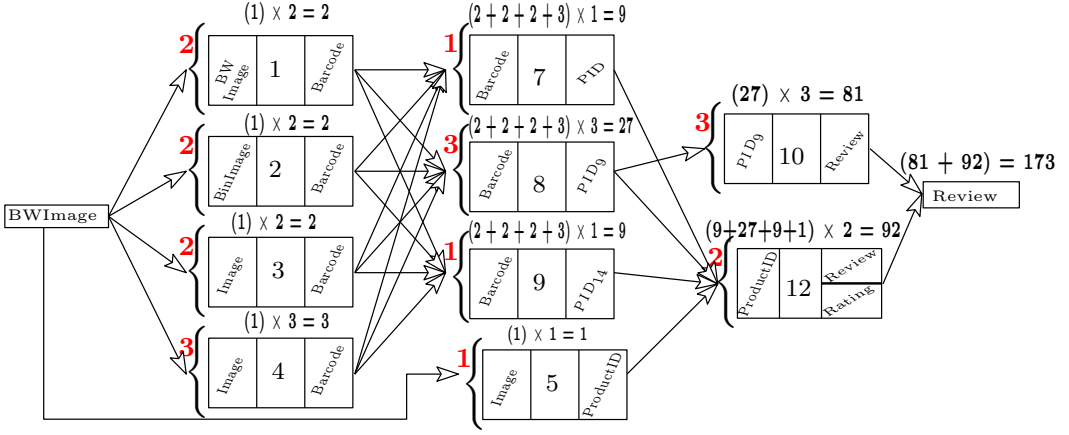


Fig. 1. Dependency Graph to respond Q

be noted, initially, based on the query inputs and the input specifications, S_1 to S_{10} are activated. From the outputs of S_1 to S_{10} and their postconditions, S_{13} to S_{17} are activated. Finally, S_{18} to S_{20} , S_{24} and S_{25} are activated, that in turn produces the outputs that serve the query and ensure the output requirements. As shown in Figure 1, the dependency graph without abstraction consists of 20 services $(2 + 2 + 2 + 3 + 1 + 3 + 1 + 1 + 3 + 2)$ (rest are not activated). The total number of solutions (in terms of functional dependencies) is 173. The calculation is shown in the figure. Above each rectangle, the calculation shows the number of ways the outputs corresponding to the rectangle can be produced. Finally, the calculation above the query output shows the number of solutions. ■

We now formally discuss the service composition problem.

Problem formulation: We are given the following:

- (1) A set of web services $S = \{S_1, S_2, \dots, S_n\}$.
- (2) A set of concepts C .
- (3) For each input-output parameter io , the mapping to its concept $f(io)$.
- (4) A query Q .

The aim of service composition is to find a set of services to *serve the query* with appropriate objectives as specified therein. In this paper, our aim is to expedite the process of composition by reducing the search space as explained in the next section.

3 DETAILED METHODOLOGY

Our framework comprises two key steps: *abstraction* done at preprocessing time and *refinement* performed during execution time, i.e., when a query arrives into the system. In the preprocessing phase, a set of services are abstracted based on their functional semantics to obtain a new abstract service. The major advantage of this step is that it reduces the search space and therefore, expedites computation time. Once a query comes to the system, service composition is performed on the abstract service space first. However, the abstraction has a major limitation due to the lack of information of all the services. In some cases, the solution to a query obtained from the abstract service space may not satisfy all the QoS constraints. Therefore, we further propose to refine an abstraction. Refinement is done in the execution phase. The main benefit of this step is that it

makes the method complete [9]. However, an additional computational overhead may be added during composition, if refinement is applied. In the following subsections, we discuss 3 abstraction methods, each followed by the corresponding refinement methods.

3.1 First level Abstraction: Based on Equivalence Relation

We first define the notion of equivalence between services.

Definition 3.1. [Service Equivalence:] Two services S_1, S_2 are functionally equivalent, expressed as $S_1 \simeq S_2$, if the following conditions are satisfied:

- (1) $\forall i \in S_1^{ip}, \exists i' \in S_2^{ip}$, such that, $f(i) = f(i')$.
- (2) $\forall i' \in S_2^{ip}, \exists i \in S_1^{ip}$, such that, $f(i) = f(i')$.
- (3) $\mathcal{PR}_1 \leftrightarrow \mathcal{PR}_2$, i.e., $\mathcal{PR}_1 \rightarrow \mathcal{PR}_2$ and $\mathcal{PR}_2 \rightarrow \mathcal{PR}_1$.
- (4) $\forall o \in S_1^{op}, \exists o' \in S_2^{op}$, such that, $f(o) = f(o')$.
- (5) $\forall o' \in S_2^{op}, \exists o \in S_1^{op}$, such that, $f(o) = f(o')$.
- (6) $\mathcal{PO}_1 \leftrightarrow \mathcal{PO}_2$, i.e., $\mathcal{PO}_1 \rightarrow \mathcal{PO}_2$ and $\mathcal{PO}_2 \rightarrow \mathcal{PO}_1$. ■

The notion of equivalence adopted here is different from the one in [9]. Here the equivalence is considered in the semantic space and not just based on syntactic names of input-outputs.

Example 3.2. Consider two services S_1 and S_3 as shown in Table 1. From the definitions of S_1 and S_3 , $S_1 \simeq S_3$, since according to ontology, $f(BWImage) = f(binImage) = binaryImage$. Moreover, $BWImage$ in jpeg format \leftrightarrow $BinImage$ in jpeg format and $BWImage$ size must be less than 50KB \leftrightarrow $BinImage$ size must be less than 50KB. ■

Two services S_1 and S_2 satisfying the first three conditions of Definition 3.1 are called *input equivalent*, whereas, two services satisfying the last three conditions of the definition are called *output equivalent*.

It may be noted, the binary relation “ \simeq ” defined over a set of services is an equivalence relation. The first level of abstraction is done based on the equivalence relationship between services. Since “ \simeq ” is an equivalence relation, the service repository is partitioned based on this relation. Each equivalence class is then abstracted by a new representative service. The number of services required to serve a query reduces by this abstraction. Since the service repository is partitioned into a set of equivalence classes and the equivalence classes are mutually exclusive and collectively exhaustive, the number of equivalence classes in the service repository is less than or equal to the number of services in the repository.

Consider $S' \subseteq S$ be a set of equivalent services. Using the above method, S' is abstracted by a new service, say S_{1_i} . To assign the inputs, outputs of the abstract service, we choose any member service ($S_i \in S'$) from its corresponding equivalence class (since each member service is functionally equivalent) and assign the following: $S_{1_i}^{(ip)} = \{f(j) : \forall j \in S_i^{ip}\}$; $S_{1_i}^{(op)} = \{f(o) : \forall o \in S_i^{op}\}$; $\mathcal{PR}_{1_i} = \mathcal{PR}_i$; $\mathcal{PO}_{1_i} = \mathcal{PO}_i$. We now illustrate this abstraction on our working example.

Example 3.3. Considering our running example (shown in Table 1), the dependency graph constructed in response to Q (shown in Example 2.8) with the first level abstract services is shown in Figure 2. After this abstraction, the dependency graph now consists of 9 services and the total number of solutions (in terms of functional dependencies) is now reduced from 173 to 13. The calculation is shown in the figure. ■

Once an abstract service S_{1_i} is constructed for each equivalence class, it is also important to assign the QoS values to S_{1_i} . To do so, we choose a representative service from each corresponding equivalence class and assign the QoS values of the representative service to it. Consider S_{1_i} is an

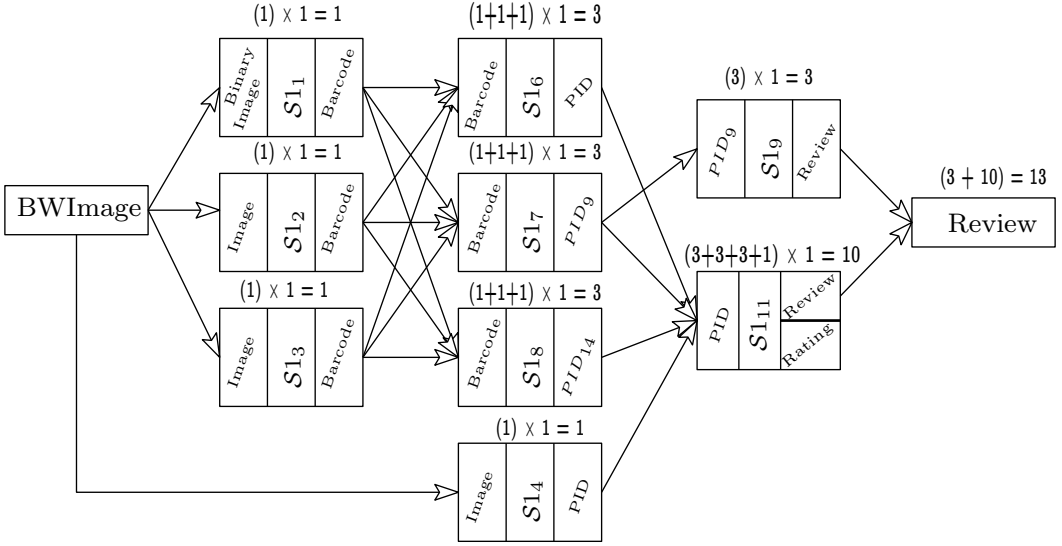


Fig. 2. Dependency Graph using first level abstract services to respond Q

abstract service corresponding to the equivalence class $\mathcal{S}' \subseteq S$. Below, we discuss the method of choosing the representative service.

Step 1: For each service \mathcal{S}_i in an equivalence class, we first normalize the values of the QoS parameters between 0 and 1. To normalize, at first, the maximum (\mathcal{P}_l^{Max}) and minimum (\mathcal{P}_l^{Min}) values of each QoS parameter \mathcal{P}_l across the equivalence class are computed. The normalized value of the parameter is computed as:

$$NV(\mathcal{P}_l^i) = \begin{cases} \frac{\mathcal{P}_l^i - \mathcal{P}_l^{Min}}{\mathcal{P}_l^{Max} - \mathcal{P}_l^{Min}} & , \text{ if } \mathcal{P}_l \text{ is a positive QoS} \\ \frac{\mathcal{P}_l^{Max} - \mathcal{P}_l^i}{\mathcal{P}_l^{Max} - \mathcal{P}_l^{Min}} & , \text{ if } \mathcal{P}_l \text{ is a negative QoS} \end{cases}$$

Step 2: Once the QoS parameters are normalized, we compute the weighted sum of the normalized QoS parameters:

$$WS(\mathcal{S}_i) = \sum_{l=1}^m (NV(\mathcal{P}_l^i) * w_l); w_l \in [0, 1]$$

We assume that the weights of the QoS parameters can be provided externally by the user. If no weights are specified, all QoS parameters are provided equal weights, i.e., $\forall l \in \{1, 2, \dots, m\}, w_l = \frac{1}{m}$.

Step 3: The service with maximum weighted sum is chosen as the representative service for each equivalence class.

3.2 Composition with First Level Abstract Services

Any service composition algorithm can be applied over the abstract service space to get a solution to a query. The major advantage of this abstraction method is that for a single QoS parameter, it preserves the solution quality. In other words, if an optimal algorithm is used to find a solution, it is guaranteed to find an optimal solution from the abstract service space as well. Similarly, if a heuristic algorithm is used to find a solution from the abstract space, it is guaranteed that the solution quality does not degrade in comparison to the solution that can be generated from the original / un-abstracted service space by the same algorithm. However, for multiple QoS parameters,

we cannot ensure this guarantee. In some scenarios, it may not be possible to generate any solution from the abstract service space that satisfies all the QoS constraints, though one exists in the original service space. In such scenarios, refinement is required. In the next subsection, we discuss the refinement techniques in detail.

3.3 First Level Refinement

In this paper, we consider two refinement techniques: partial refinement and complete refinement.

Partial Refinement. If the composition algorithm returns a solution in terms of the abstract services which does not satisfy all the QoS constraints, we first apply the partial refinement on the solution. It may be noted, one solution in terms of abstract services consists of multiple solutions in terms of original services. The main idea of the partial refinement technique is to change the representative service corresponding to each abstract service belonging to the solution and thus to change the QoS values of the solution. As discussed earlier, the representative service is chosen on the basis of the weighted sum method. Here, we change the weights of the QoS parameters on the basis of the constraint values to choose a different service. We first consider a solution s consisting of the set of abstract services $S1_s$. We now discuss how we modify the weights of the QoS parameters.

Step 1: For each abstract service $S1_i \in S1_s$, we find the maximum $Max(S1_i, \mathcal{P}_l)$ and the minimum $Min(S1_i, \mathcal{P}_l)$ values for each QoS parameter \mathcal{P}_l from its corresponding equivalence class.

Step 2: For the solution s , we first compute the maximum aggregated value $Aggr_{max}(s, \mathcal{P}_l)$ for each QoS parameter \mathcal{P}_l , considering $Max(S1_i, \mathcal{P}_l)$ as the value of \mathcal{P}_l of $S1_i$, for all $S1_i \in S1_s$. Similarly, we compute the minimum aggregated value $Aggr_{min}(s, \mathcal{P}_l)$, for each QoS parameter \mathcal{P}_l , considering $Min(S1_i, \mathcal{P}_l)$ as the value of \mathcal{P}_l of $S1_i$, for all $S1_i \in S1_s$.

Step 3: Among $Aggr_{max}(s, \mathcal{P}_l)$ and $Aggr_{min}(s, \mathcal{P}_l)$, we consider one as the best value and the other as the worst value of \mathcal{P}_l for the solution. If \mathcal{P}_l is a positive (negative) QoS parameter, $Aggr_{max}(s, \mathcal{P}_l)$ is considered to be the best (worst) value and $Aggr_{min}(s, \mathcal{P}_l)$ is considered to be the worst (best) value of \mathcal{P}_l .

Step 4: If the best value of any QoS parameter \mathcal{P}_l of the solution does not satisfy the constraint, we do not apply the partial refinement, since, no modification of the representative service corresponding to any abstract service can make the constraint satisfiable.

Step 5: If the worst value of any QoS parameter \mathcal{P}_l of the solution is better than the constraint value, we ignore the QoS parameter \mathcal{P}_l from the weight computation. This is mainly because, no matter what representative service is chosen for an abstract service belonging to the solution, the constraint value is always satisfied.

Step 6: If the constraint value of \mathcal{P}_l (say $\delta(\mathcal{P}_l)$) lies between the best and the worst aggregated value, we compute the normalized value of the constraint as:

$$NV(\mathcal{P}_l) = \begin{cases} 0 & \text{if Step 5 is satisfied} \\ \frac{\delta(\mathcal{P}_l) - Aggr_{min}(s, \mathcal{P}_l)}{Aggr_{max}(s, \mathcal{P}_l) - Aggr_{min}(s, \mathcal{P}_l)} & \text{if } \mathcal{P}_l \text{ is a positive QoS} \\ \frac{Aggr_{max}(s, \mathcal{P}_l) - \delta(\mathcal{P}_l)}{Aggr_{max}(s, \mathcal{P}_l) - Aggr_{min}(s, \mathcal{P}_l)} & \text{if } \mathcal{P}_l \text{ is a negative QoS} \end{cases}$$

It may be noted, when we assign the QoS values to an abstract service during the preprocessing phase, we do not have any information regarding the QoS requirements of a query, which can only be known when a query comes to the system during the execution phase. Moreover, the QoS constraints vary across queries. Therefore, in the partial refinement phase, our intuition is to set the weights of the QoS parameters according to the QoS requirements by the query. Since the QoS parameters are disparate in nature, in order to compare them, we first normalize a QoS constraint

value with respect to the maximum and minimum aggregated values of the parameter that can be provided by the solution. It may be noted, a solution can provide maximum normalized QoS value as 1 for any QoS parameter. However, a QoS parameter \mathcal{P}_l requires the normalized value as $NV(\mathcal{P}_l)$ to satisfy its corresponding constraint. Therefore, we set the weight of the QoS parameters proportionate to their normalized constraint values.

Step 7: The weight for each QoS parameter is finally computed as,

$$WT(\mathcal{P}_l) = \frac{NV(\mathcal{P}_l)}{\sum_{k=1}^m NV(\mathcal{P}_l)}$$

Once we compute the weights of the QoS parameters, we reiterate the algorithm for choosing the representative service as discussed above and assign the QoS values of the representative service to its corresponding abstract service. Finally, we compute the aggregated QoS values of the solution with the modified abstract services. If the solution now satisfies all the QoS constraints, we return the solution. Otherwise, we apply complete refinement as discussed below.

Example 3.4. Consider a solution to a query as shown in Figure 3, which is a sequential combination of two abstract services S_{1_1} and S_{1_2} , each corresponding to 3 un-abstract services. Each service has 2 QoS parameters: response time and reliability (as shown by the tuple in the figure). The calculated weighted sum for each service is also shown in figure. For each abstract service, the corresponding representative service is shown by gray color. The QoS values of the solution is (80, 0.76). Now consider the following two cases:

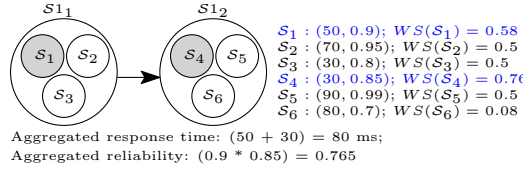


Fig. 3. A solution using abstract services

Case 1: The query has the following constraints: (200, 0.8). Clearly, the solution violates the reliability constraint. Therefore, we apply partial refinement. The maximum and minimum values of the response time corresponding to S_{1_1} are 70 and 30ms respectively and the same for S_{1_2} are 90 and 30ms respectively. Therefore, the maximum aggregated response time of the solution is 160ms (90 + 70) and the minimum aggregated value for the solution is 60ms (30 + 30). Since the response time constraint is 200ms, we can ignore response time for the weight calculation. This is because whatever representative service is chosen for an abstract service, the response time constraint remains satisfied. Similarly, the maximum and minimum values of the reliability corresponding to S_{1_1} are 0.95 and 0.8 respectively and the same for S_{1_2} are 0.99 and 0.7 respectively. Therefore, the maximum aggregated reliability of the solution is 0.94 (0.95 * 0.99) and the minimum aggregated value for the solution is 0.56 (0.8 * 0.7). The constraint value lies between 0.94 and 0.56. Therefore, we first calculate the normalized constraint value for reliability $\frac{0.8-0.56}{0.94-0.56} = 0.63$. Following the above algorithm, the weights for response time and reliability are 0 and 1 (0.63/0.63). Using the calculated weights, we reiterate the algorithm for choosing the representative service. S_2 is now the representative service for S_{1_1} and S_5 is the representative service for S_{1_2} , since they have now maximum weighted sum compared to the other members belonging to their corresponding equivalence classes. Hence, the solution now has the QoS values (160, 0.94), which satisfies all the

constraints.

Case 2: The query has the following constraints: (50, 0.8). In this case, the response time constraint can never be satisfied using these two abstract services, since the best response time value for the solution is 60ms. Therefore, complete refinement is required. ■

Complete Refinement. If the composition algorithm does not return any solution or the partial refinement technique fails to generate a solution, we apply the complete refinement technique. The main idea of the complete refinement is to revert the abstract services to the original services and apply the composition algorithm on the original service space once more to obtain the solution.

3.4 Second level Abstraction: Based on Dominance Relation

This abstraction is done based on the notion of *dominance*. In this abstraction, we cluster the set of abstract services formed after the step above into further groups, where one service dominates the rest of the services.

Definition 3.5. [Dominance]: A service S_{1_1} dominates another service S_{1_2} , expressed as $S_{1_1} > S_{1_2}$, if the following conditions hold:

- $\forall i \in S_{1_1}^{ip}, \exists i' \in S_{1_2}^{ip}$, such that $i \sqsupseteq i'$.
- $\forall o' \in S_{1_2}^{op}, \exists o \in S_{1_1}^{op}$, such that $o \sqsubseteq o'$.
- $\mathcal{PR}_{1_2} \rightarrow \mathcal{PR}_{1_1}. \mathcal{PO}_{1_1} \rightarrow \mathcal{PO}_{1_2}$.
- S_{1_1} and S_{1_2} are not output equivalent. ■

The notion of dominance essentially indicates that the functionality of S_{1_2} is covered by the functionality of S_{1_1} . In other words, S_{1_1} can be activated, if S_{1_2} gets activated and S_{1_1} provides more functionality than S_{1_2} (either provides more outputs or provides more specific outputs, i.e. at least one output of S_{1_1} is a sub concept of S_{1_2} or the postcondition of S_{1_1} implies the postcondition of S_{1_2}). The last condition is used for the next abstraction level.

Example 3.6. Consider two services S_{1_9} and $S_{1_{11}}$, as shown in Figure 2. From their definitions, $S_{1_{11}} > S_{1_9}$, since according to ontology, $PID_9 \sqsubset PID_{11}$, $\mathcal{PR}_{1_9} \rightarrow \mathcal{PR}_{1_{11}}$ and $\{Review\} \subset \{Review, Rating\}$. It may be noted, $S_{1_{11}}$ must be activated, if S_{1_9} gets activated and $S_{1_{11}}$ provides more outputs than S_{1_9} . ■

Consider S_1 is the set of first level abstract services. If a service $S_{1_i} \in S_1$ is not dominated by any other service in S_1 (i.e., S_{1_i} is non-dominated), S_{1_i} forms a group consisting of all the first level abstract services that are dominated by S_{1_i} . The group is finally abstracted by a new service, say S_{2_i} . The input, output parameters, preconditions and postconditions of S_{2_i} are same as S_{1_i} . The QoS values of S_{1_i} are assigned to S_{2_i} . It may be noted, though, every dominated service S_{2_j} belongs to at least one group, however, no such service forms its separate group containing all the first level abstract services that are dominated by S_{2_j} . The set of services corresponding to S_{2_i} and S_{2_j} ($i \neq j$) are not always mutually exclusive, since one service can be dominated by multiple services. However, the number of services after the second level of abstraction still reduces. This is because the maximum number of non-dominated services is at most equal to the number of services after the first level.

Example 3.7. Considering our running example (shown in Table 1), the dependency graph constructed in response to Q (shown in Example 2.8) with the second level abstract services is shown in Figure 4. The dependency graph now consists of 7 services and the total number of solutions (in terms of functional dependencies) is now reduced from 13 to 7. The calculation is shown in the figure. ■

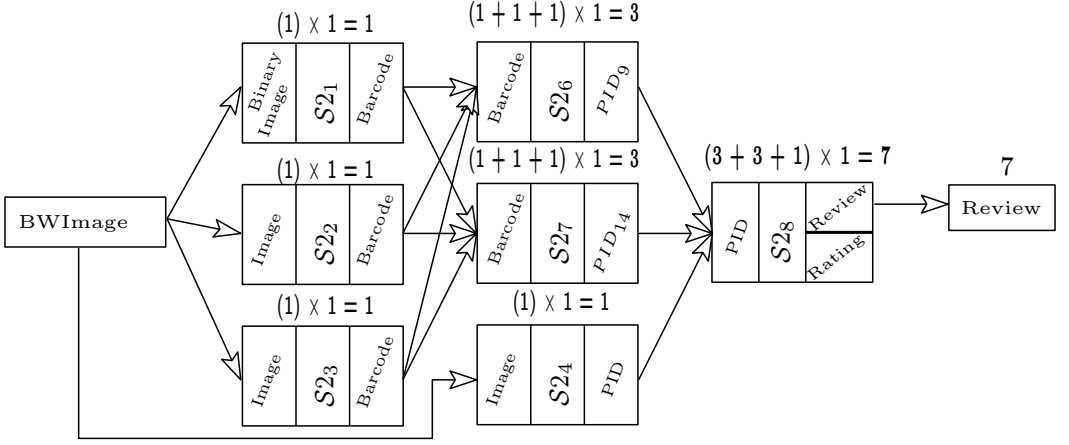


Fig. 4. Dependency Graph using second level abstract services to respond Q

As earlier, any service composition algorithm can be applied over the abstract service space to get a solution to a query. However, unlike the first level abstraction, the second level abstraction is not quality preserving. Therefore, refinement may be required even for a single QoS parameter.

3.5 Second Level Refinement

In this level as well, we have two different refinement techniques: partial refinement and complete refinement. The partial refinement here is similar to the previous level. The only difference is that for a second level abstract service $S2_i$, all its corresponding first level abstract services do not participate in selecting the representative service for $S2_i$. This is because of the following reason: consider $S1_i$ is the non dominated first level service belonging to the group corresponding to $S2_i$. First of all, it is not necessary, when $S1_i$ gets activated all other services in the group are also activated with the available inputs in the system. Furthermore, $S1_i$ provides more functionality than any other first level abstract services in that group, which may require serving the query. In this case, no other service can participate in serving the query. Therefore, we have to first select the set of services corresponding to a second level abstract service that can serve the query.

Consider a second level abstract service $S2_i$ belonging to the solution corresponding to the set of first level abstract services: $S1' \in S1$, where $S1$ is the set of first level abstract services. A first level abstract service $S1_i \in S1'$ participates in the representative service selection method, if the following conditions are satisfied: (1) $S1_i$ can be activated from the available input set, when $S2_i$ is activated. (2) $S1_i$ produces all the parameters (in the form of identical / sub concept) that are required to be produced by $S2_i$ only, i.e., no other service in the solution produces them. More formally, $\forall io_j \in IO, \exists io_l \in S1_i^{op}, io_k \supseteq io_l$, where IO is the set of parameters that are required to be produced by $S2_i$ only. (3) The post conditions of $S1_i$ must satisfy the set of conditions that are required to be ensured by $S2_i$. More formally, $\mathcal{PO}1_i \rightarrow \mathcal{PC}$, where, \mathcal{PC} is the set of conditions that are required to be ensured by $S2_i$.

Once the representative services are chosen, the input-output parameters, pre and postconditions and the QoS values are changed according to the chosen representative services. If a valid solution is obtained, we return the solution. Otherwise, we apply the complete refinement technique.

3.6 Abstraction Using Input Implication Output Equivalence

This is the third and the final level of abstraction. The abstraction is done based on the notion of input equivalence and output implication. Here, we focus on the set of services that produce equivalent set of outputs and ensure the same postconditions, however, one service dominates the other service in terms of inputs and preconditions.

Definition 3.8. [Input Implication Output Equivalence Relation (IIOE)]: *IIOE is a relation between two services S_{2_1} and S_{2_2} (expressed as $S_{2_1} \xrightarrow{IIOE} S_{2_2}$), which ensures S_{2_1} is output equivalent to S_{2_2} and S_{2_1} implies S_{2_2} in terms of input parameters satisfying the following conditions:*

- $\forall i \in S_{2_2}^{ip}, \exists i' \in S_{2_1}^{ip}$, such that $i \sqsupseteq i'$.
- $\mathcal{PR}_{2_1} \rightarrow \mathcal{PR}_{2_2}$. ■

The above definition means, though both the services S_{2_1} and S_{2_2} provide same output and ensure same functionality, however, S_{2_1} is more generic than S_{2_2} in a sense that S_{2_1} can be activated with less number of inputs or with weaker preconditions [16].

Example 3.9. Consider two services S_{2_1} and S_{2_3} , as shown in Figure 4. From their definitions, $S_{2_1} \xrightarrow{IIOE} S_{2_3}$, since both the services are output equivalent and according to the ontology, $\text{BinaryImage} \sqsubset \text{Image}$ and $\mathcal{PR}_{2_1} \rightarrow \mathcal{PR}_{2_2}$. ■

We first construct an IIOE graph based on the IIOE relation between the services.

Definition 3.10. [IIOE Graph]: An IIOE graph $G_{IIOE} = (V, E)$ is a directed acyclic graph, where V is the set of nodes and $E = (u_i, u_j); u_i, u_j \in V$ is the set of edges. Each node $u_i \in V$ contains a first-level abstract service S_{2_i} . An edge from u_i to u_j exists, if $S_{2_i} \xrightarrow{IIOE} S_{2_j}$. ■

We first create all possible nodes and edges in the IIOE graph. Finally, we remove all the transitive edges to make the composition algorithm efficient, as discussed later. If $S_{2_i} \rightarrow S_{2_j}$ and $S_{2_j} \rightarrow S_{2_k}$, we remove the edge from u_i to u_k .

Since, each node $u_i \in V$ contains a second-level abstract service S_{2_i} , the number of nodes in G_{IIOE} is equal to the number of second-level abstract services. Now consider a node $u_i \in V$ in G_{IIOE} containing an abstract service S_{2_i} . It may be noted, if S_{2_i} is activated in the system, all the services corresponding to the tree rooted at u_i are also activated at the same time, and provide same functionality as S_{2_i} . Therefore, the entire tree is abstracted by a new service, say S_{3_i} . In other words, each final level abstract service S_{3_i} corresponds to a tree rooted at the node u_i in the implication graph. Therefore, the number of final level abstract services is equal to the number of second level abstract services. The input, output parameters, pre and postconditions of S_{3_i} are exactly same as S_{2_i} and the QoS assignment technique for this abstraction level is same as the first level abstraction, i.e., for each final level abstract service S_{3_i} , we choose a representative service from its corresponding set of second level services and assign its QoS values to S_{3_i} .

Example 3.11. Consider three services S_{2_1}, S_{2_2} and S_{2_3} , as shown in Figure 4. From their definitions, $S_{2_1} \rightarrow S_{2_2} \rightarrow S_{2_3}$, since according to ontology, $\text{BinaryImage} \sqsubset \text{Image}$ and $\mathcal{PR}_{2_1} \rightarrow \mathcal{PR}_{2_3}$, $\mathcal{PR}_{2_2} \rightarrow \mathcal{PR}_{2_3}$. G_{IIOE} constructed from the services is shown in Figure 5. Each third level abstract service is shown with a different color in the figure. Considering our running example (shown in Table 1), the dependency graph constructed in response to Q (shown in Example 2.8) with the final level abstract services is shown in Figure 5. After the final level of abstraction, the dependency graph now consists of 5 services and the total number of solutions (in terms of functional dependencies) is now reduced from 7 to 3 $(|(\{S_{3_1}\} \times \{S_{3_6}, S_{3_7}\}) \cup \{S_{3_4}\} \times \{S_{3_8}\}| = (1 \times 2 + 1) \times 1 \times 1 = 3.)$ ■

Though the number of services in this step is exactly same as in the previous step, the number of nodes in the dependency graph reduces from the previous level of abstraction. During composition,

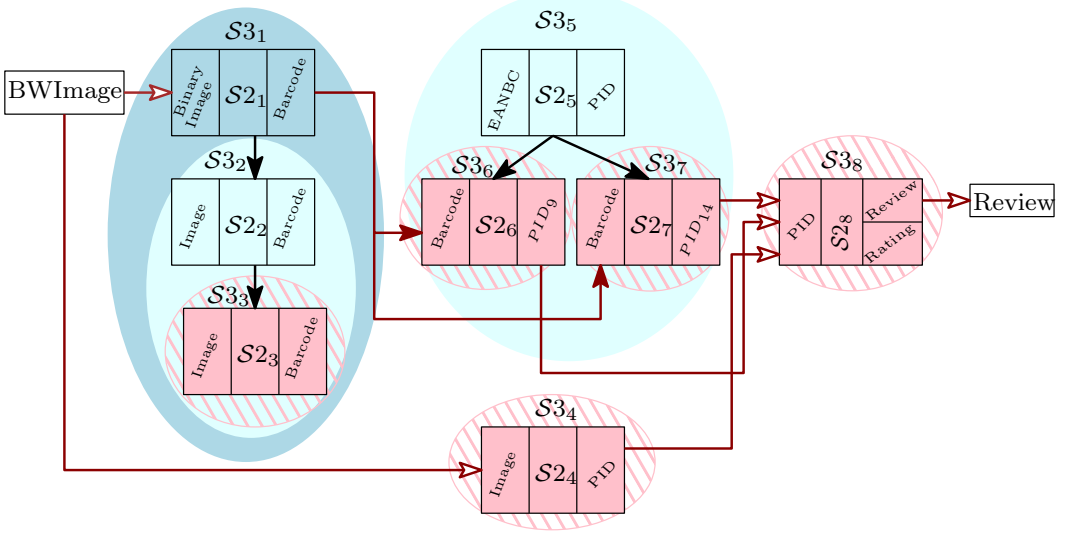


Fig. 5. Dependency Graph using final level abstract services to respond to Q

if one final-level abstract service $S3_i$ is chosen in the dependency graph, no other final level service is chosen for which its corresponding second level service belongs to the tree rooted at the node containing $S2_i$, where $S3_i$ corresponds to the tree rooted at $S2_i$. Therefore, the composition algorithm becomes efficient, if it starts traversing the graph top down (i.e., starting from the root node of any connected component of the IIOE graph) during dependency graph construction.

Example 3.12. As shown in Figure 5, if $S3_1$ is chosen to serve a query, $S3_2$ and $S3_3$ are not chosen. Similarly, if $S3_5$ is chosen, $S3_6$ and $S3_7$ are not chosen. ■

The final level refinement techniques are exactly same as the first level refinement techniques.

3.7 Solution Reconstruction and Analysis

Once a solution is generated in terms of the abstract services, we revert the solution from the abstract space to the original service space. The abstract service in each level is replaced by its previous level service until we reach the original service space. Our framework provides the following guarantees.

LEMMA 3.13. Soundness: A QoS constraint satisfying solution containing abstract services produced by any composition algorithm is a valid solution satisfying all QoS constraints on the original service space. ■

PROOF. Once a QoS constraint satisfying solution is generated in terms of the abstract services, the solution is reverted from the abstract space to the original service space. It may be noted, each i^{th} ($i = 1, 2, 3$) level abstract service of the solution, containing the i^{th} level abstract services, is replaced by its corresponding previous level service having the same QoS values. Therefore, the overall QoS values of the solution remains unchanged on the original service space. Hence, we always get a valid solution satisfying all QoS constraints on the original service space. □

LEMMA 3.14. A solution (in terms of functional dependencies) to a query can always be constructed by composing the abstract services, if and only if there exists a solution to the query in the original service space. ■

PROOF. We first consider the following cases:

- If any service S_i is eventually activated from the query inputs and input specification, the abstract service S_{1j} containing S_i must be activated, since both of them are functionally equivalent and will produce the set of outputs and identical postconditions, that further producing the query outputs eventually with desired output requirements, if there exists a solution to the query.
- If any service S_{1i} is eventually activated from the query inputs and input specification, the abstract service S_{2j} containing S_{1i} must be activated, since the representative service of S_{2j} either S_{1i} itself or dominates S_{1i} . Therefore, S_{2j} will produce the set of outputs containing the output set of S_{1i} having stronger postconditions, that further producing the query outputs eventually with desired output requirements, if there exists a solution to the query.
- For each service S_{2i} , there exist a third level abstract service S_{3i} having identical set of inputs, outputs, preconditions and postconditions. Therefore, the same argument holds for this case as well.

Therefore, if there exists a solution to a query in the original service space, we can always construct a solution in terms of the functional dependencies by composing any level of abstract services. \square

Our entire framework provides the following guarantee.

LEMMA 3.15. *Our framework is always able to find a valid solution, if one exists.* \blacksquare

If no solution is found from an abstraction level, we can always go back to the previous level by applying the complete refinement and search for the solution. In the worst case, we may end up searching for a solution in the original service space. Therefore, we never miss a solution, if one exists.

4 EXPERIMENTAL RESULTS

Our proposed algorithms were implemented in Java. We implemented our framework on top of two composition algorithms [7] and [42]. We first applied our framework on the WSC-2008 datasets [4]. Since the services in the WSC dataset are generated complete randomly [37], we did not find significant reduction in any abstraction step. For the 2^{nd} dataset, we found 1 pair of equivalent services, for the 7^{th} dataset 1 pair of equivalent services and 1 pair of dominant services and finally for the 8^{th} dataset, we found 2 pairs of dominant services. For rest of the datasets, we could not find any reduction due to abstraction. Hence, our framework could not provide significant performance gain for WSC-2008 datasets. Therefore, we demonstrate our method on a synthetically generated dataset.

Our synthetic dataset is an extension of our example dataset as shown in Table 1. Our example dataset is constructed from the dataset described in [37]. We now discuss the construction of our synthetic dataset. We first generated a random number of concepts and assigned a random relationship (identical / sub / super / unrelated) between the concepts. We then randomly generated the number of input-output parameters and randomly associated them with the concepts. However, the services were also generated in a semi random manner. We increased the number of services in a random manner maintaining the relationship (equivalence / dominance / IIOE / unrelated) between the services as discussed above and accordingly assigned the input-output parameters, preconditions and postconditions. Finally, we generated the QoS parameters of the services. In this paper, we considered 4 QoS parameters: response time, throughput, reliability, availability and modeled them assuming they follow normal distribution [47]. Once the service repository

was created, we generated a random query having random inputs, outputs, input-specifications, output-requirements and QoS constraints. We now analyze the results.

Table 2. Computation Time (ms) and speed up for dependency graph construction

DataSet	Abs. 0	Abs. 1	Abs. 2	Abs. 3	SU_1	SU_2	SU_3
RDS1	731	70	56	28	10.44	1.25	2
RDS2	3493	109	89	19	32.05	1.22	4.68
RDS3	6159	380	221	154	16.21	1.72	1.44
RDS4	17930	893	532	334	20.08	1.68	1.59
RDS5	15904	874	421	343	18.2	2.08	1.23

Table 3. Computation Time (ns) and speed up for optimal RT computation

DataSet	Abs. 0	Abs. 1	Abs. 2	Abs. 3	SU_1	SU_2	SU_3
RDS1	37523858	2111240	1921228	884105	17.77	1.1	2.17
RDS2	348775813	6014884	5817691	1079896	57.99	1.03	5.39
RDS3	192147284	3180854	3021811	2012347	60.41	1.05	1.50
RDS4	389731251	17119550	15407595	3599254	22.77	1.11	4.28
RDS5	209139820	4896525	4651698	3370275	42.71	1.05	1.38

Table 4. Computation Time (ns) and speed up for optimal throughput computation

DataSet	Abs. 0	Abs. 1	Abs. 2	Abs. 3	SU_1	SU_2	SU_3
RDS1	37098104	2127783	1978838	1027102	17.44	1.075	1.93
RDS2	425637217	3029113	2998821	1040155	140.52	1.01	2.88
RDS3	281199735	3893887	3777070	2154407	72.22	1.03	1.75
RDS4	38649038	7178013	7106232	2382924	5.38	1.01	2.98
RDS5	264711653	3455560	3386448	2291248	76.60	1.02	1.48

Table 5. Computation Time (ms) for constraint satisfying solution computation

Level	Exp. 1		Exp. 2		Exp. 3			
	# Services	Time	# Services	Time	# Services	Time	Time	Time
Abs. 0	3846	29862	9718	25896	98361	-	-	-
Abs. 1	1297	11596	6389	13791	53846	-	-	-
Abs. 2	1123	3276	5231	11563	15926	3695	-	-
Abs. 3	201	9698	1226	2215	1856	1532	7197	23458

We present our experiment in two parts. In the first part, we show the performance gain achieved by our framework at runtime, when implemented on top of [42]. Figure 6 shows the reduction in the number of services in the service repository by applying each abstraction level for 5 random datasets (RDS1 to RDS5). Figure 7 shows the reduction in the number of services in the dependency graph constructed to respond to a query by applying each abstraction level for 5 random datasets. On an average, there are 6x, 10x and 16x reductions in the number of services in the dependency graph

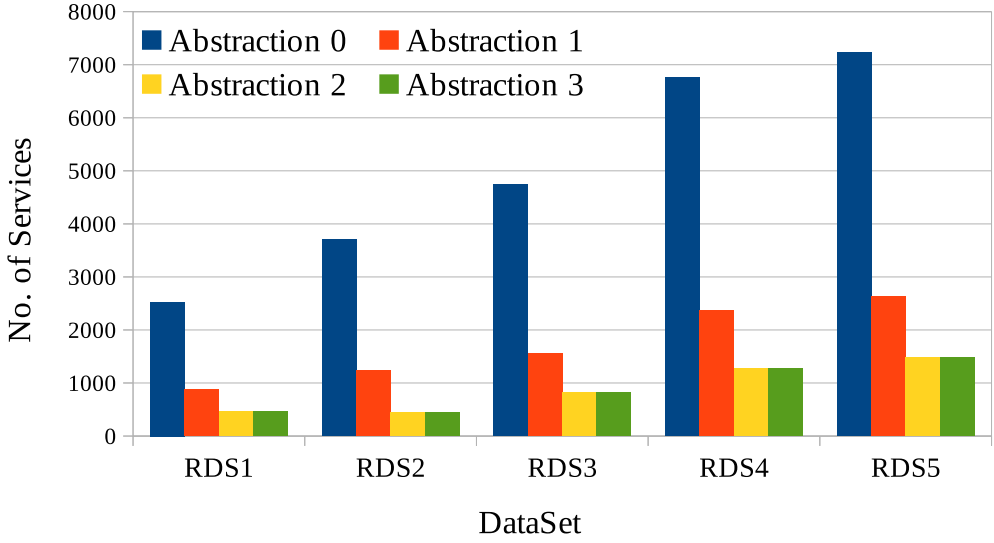


Fig. 6. No. of services in service repository

for abstraction levels 1, 2 and 3 respectively with respect to the number of unabstracted services. Table 2 shows the computation time to construct the dependency graph generated in response to the query for each of the 3 abstractions. Columns 2 to 5 of the table show the computation time required by the underlying algorithm for 4 levels of services (the 0^{th} level corresponds to without abstraction). Columns 6 to 8 of the table show the speed up (SU_i) for i^{th} ($i = 1, 2, 3$) abstraction level respectively with respect to the un-abstracted service space (i.e., Level 0). As evident from the table, we achieved, on an average, 19x, 30x, 70x speed up for abstraction levels 1, 2 and 3 respectively. Figure 8 shows the response time (RT) obtained by Algorithm [42] for 4 levels of services. The response time obtained by our framework, on an average, degrades 4x, 5x, 6x for abstraction levels 1, 2 and 3 respectively, while the computation speed up achieved by our framework to compute response time is on an average 40x, 43x, 126x (shown in Table 3). Similarly, the throughput obtained by our framework, on an average, degrades 1.28x, 1.33x, 1.36x respectively for abstraction levels 1, 2 and 3 (shown in Figure 9), while the speed up achieved by our framework to compute throughput is on an average 62x, 64x, 142x (as in Table 4).

In the second part of our experiment, we show the performance of our framework implemented on top of [7]. Here, we considered the query having QoS constraints. We conducted three sets of experiments (Exp. 1, Exp. 2 and Exp. 3 of Table 5) varying the number of services and query and recorded the computation time to serve a query. In the final experiment (Exp. 3 of Table 5), we varied the constraints of the QoS parameters (9^{th} Column has tighter constraints than 8^{th} , which has tighter constraints than 7^{th}) for the same query and recorded the result. As can be seen from the table, in all 3 experiments, as the abstraction level increases, the number of services either remains same or decreases, which we have claimed in this paper. However, it is not guaranteed that the computation time to find a solution always improves as the abstraction level increases, because in some cases, complete refinement is necessary (as can be seen in the first experiment). In the first experiment, we have shown as the abstraction level increases, the time requirement to compute a solution decreases upto the 2^{nd} level of abstraction. However, in the 3^{rd} abstraction

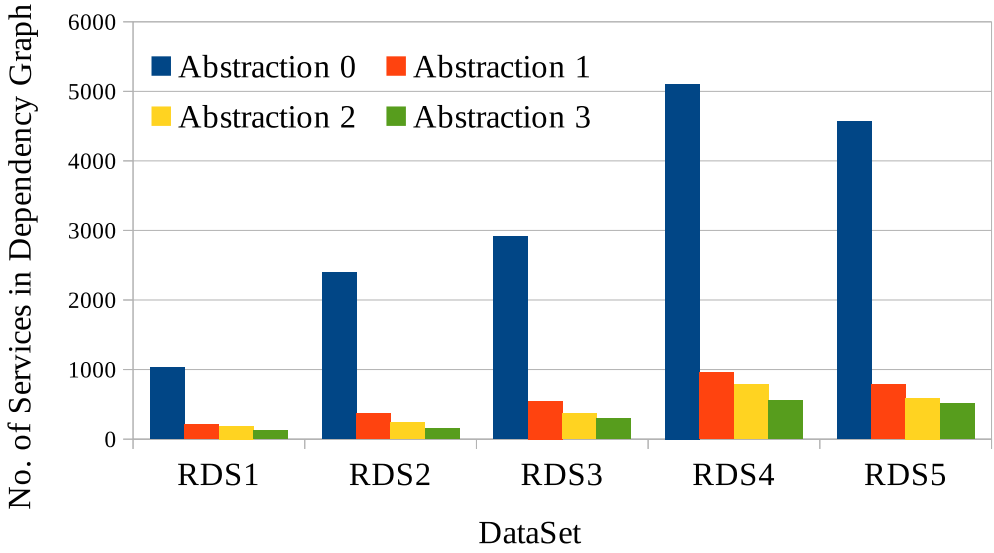


Fig. 7. No. of services in dependency graph

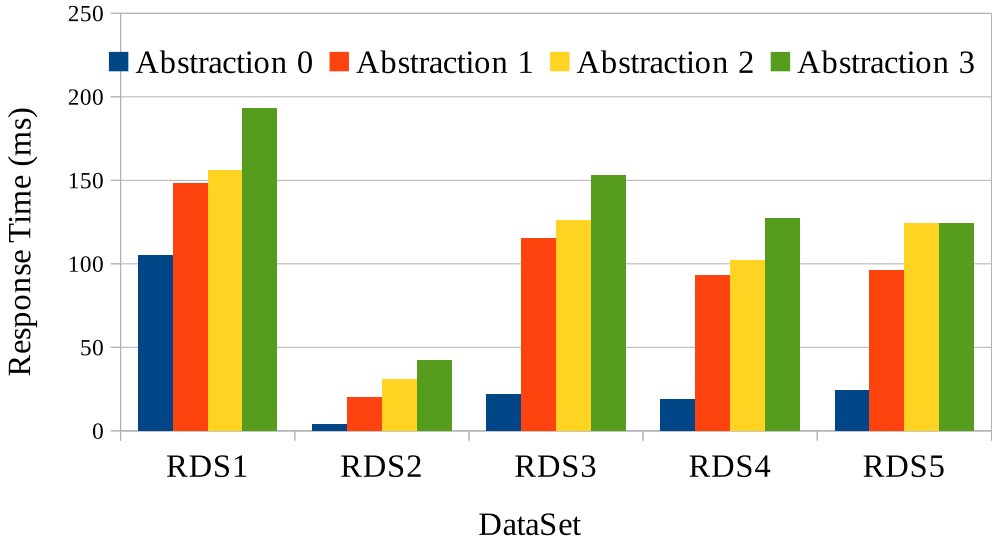


Fig. 8. Response Time

level, the time requirement increases. It is due to the fact that in the 3^{rd} level of abstraction no solution could be found. Therefore, complete refinement was performed. In the last experiment, “-” indicates no solution is generated due to time out. It may be noted, no solution was generated in the lower level of abstraction as well. However, at the higher level, we obtained a solution. It may

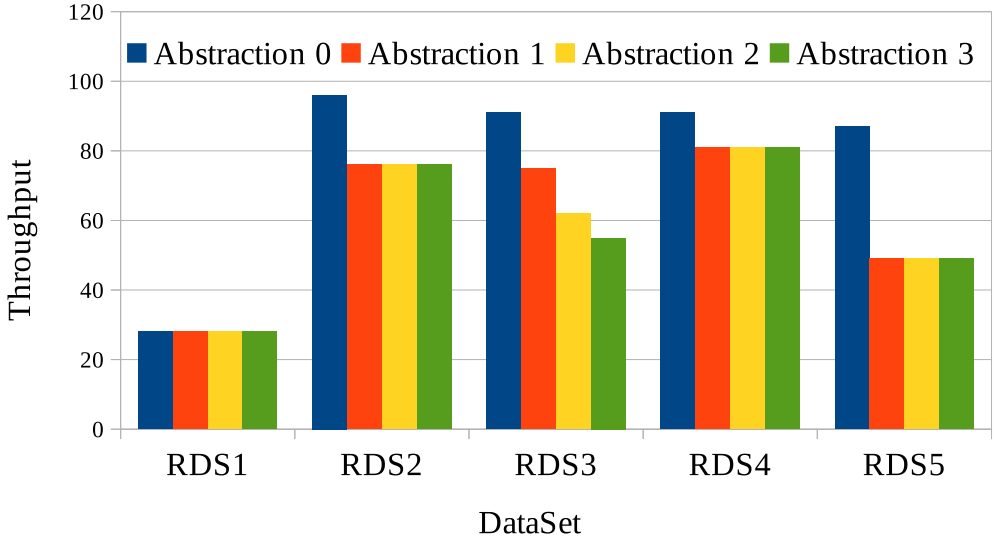


Fig. 9. Throughput

be observed, on an average, the composition algorithm in the abstract service space outperforms the composition algorithm in the un-abstract service space.

5 RELATED WORK

Research on service composition has been carried out in multiple directions. A significant amount of work considering semantic web service composition has been performed considering optimality being the primary concern (e.g., graph based approaches [10, 32], ILP based approaches [7, 34], AI planning based approaches [25, 27]). However, in real time, optimality has proved to be an expensive requirement [8, 19] for service composition, since most of the optimal methods do not scale for large service repositories. Therefore, a number of heuristic methods [12, 14, 31, 40] have been proposed, where computation time is considered as the main objective. In [3] and [2], authors have proposed a multi constrained QoS aware service composition approach, instead of finding the optimal solutions. Dynamic binding is the main concern of [2], where authors propose to generate the skyline services for each task and cluster the services using the K-means algorithm. In [3], authors proposed an Integer Linear Programming (ILP) based approach, where ILP is used to divide the global constraints into a set of local constraints and then using the local constraints, the service selection is done for each task. In [34], authors proposed ILP based methods to solve multi-constrained service composition. A significant amount of work has been done based on evolutionary algorithms, such as Particle Swarm Optimization [20], Ant Colony Optimization [35], Bee Colony Optimization [22], Genetic Algorithms [39, 46], NSGA2 [15, 38]. Though these algorithms can rapidly generate solutions and handle large and complex service spaces [19], they compromise on the solution quality [30, 36]. In [44], the authors proposed a planning graph based approach and an anytime algorithm [44] that attempts to maximize the utility. In [45], authors proposed an ILP based method to maximize the utility. In [7], the authors proposed ILP based multi-constrained service composition. In [6], the authors analyze the relation between multi-objective service composition and the Multi-choice, Multi-dimension 0-1 Knapsack Problem (MMKP). There

are few methods [8, 19] in literature, that enlighten the issue of search space reduction of the composition algorithm. However, they often fail to generate a solution with desired quality.

In contrast to existing literature, we propose a framework for semantic web service composition based on abstraction refinement that aims to expedite the solution construction time by reducing the search space without compromising on the solution quality. Service clustering based on syntactic similarity in terms of input-output parameters has been dealt with in our earlier work [9]. However, the notion of semantics of a web service has not been dealt with in that work. In this paper, we bring the notion of semantics and propose a methodology that provides a scalable way of pruning the composition search space. Our method can be applied on top of any service composition algorithm to improve its performance. To conclude, we do not propose any new service composition algorithm, rather a framework on top of existing algorithms. This adds a unique novelty to this work.

6 CONCLUSION

This paper presents an approach for reducing the search space for semantic web service composition based on abstraction refinement. For a large dataset, the approach can be quite efficient, since it greatly improves performance. As future work, we are currently working on designing more sophisticated refinement techniques. We also aim to perform more extensive experiments of this framework on real datasets.

REFERENCES

- [1] R. Aggarwal and others. 2004. Constraint driven Web service composition in METEOR-S. In *SCC*. 23–30.
- [2] Mohammad Alrifai and others. 2009. Combining global optimization with local selection for efficient QoS-aware service composition. In *WWW*. 881–890.
- [3] Mohammad Alrifai and others. 2010. Selecting Skyline Services for QoS-based Web Service Composition. In *WWW*. 11–20.
- [4] Ajay Bansal and others. 2008. WSC-08: continuing the web services challenge. In *E-Commerce Technology and the Fifth IEEE Conference on Enterprise Computing, E-Commerce and E-Services, 2008 10th IEEE Conference on*. IEEE, 351–354.
- [5] Luis M Botelho, António L Lopes, Thorsten Möller, and Heiko Schuldt. 2008. Semantic web service execution. In *CASCOM: Intelligent Service Coordination in the Semantic Web*. Springer, 263–287.
- [6] Hefeng Cao and others. 2007. A service selection model with multiple QoS constraints on the MMKP. In *NPC Workshops*. IEEE, 584–589.
- [7] Soumi Chattopadhyay and others. 2016. QSCAS: QoS Aware Web Service Composition Algorithms with Stochastic Parameters. In *ICWS*. 388–395.
- [8] Soumi Chattopadhyay and others. 2017. A Fast and Scalable Mechanism for Web Service Composition. *TWEB* 11, 4 (2017), 26:1–26:36.
- [9] S. Chattopadhyay and A. Banerjee. 2017. QoS constrained Large Scale Web Service Composition using Abstraction Refinement. *IEEE TSC PP*, 99 (2017), 1–1. DOI: <http://dx.doi.org/10.1109/TSC.2017.2707548>
- [10] Min Chen and Yuhong Yan. 2012. Redundant service removal in qos-aware service composition. In *ICWS*. 431–439.
- [11] Edmund Clarke and others. 2000. Counterexample-guided abstraction refinement. In *CAV*. 154–169.
- [12] Joyce El Hadad and others. 2010. TQoS: Transactional and QoS-aware selection algorithm for automatic Web service composition. *IEEE TSC* 3, 1 (2010), 73–85.
- [13] Rik Eshuis and others. 2016. Flexible Construction of Executable Service Compositions from Reusable Semantic Knowledge. *TWEB* 10, 1 (2016), 5–.
- [14] Ikbél Guidara and others. 2015. Heuristic based Time-aware Service Selection Approach. In *ICWS*. IEEE, 65–72.
- [15] Khayyam Hashmi and others. 2013. Automated Web service quality component negotiation using NSGA-2. In *AICCSA*. IEEE, 1–6.
- [16] Lei Ju and others. 2012a. Tenant Onboarding in Evolving Multi-tenant Software-as-a-Service Systems. In *ICWS*. 415–422.
- [17] Lei Ju, B. Sengupta, and A. Roychoudhury. 2012b. Tenant Onboarding in Evolving Multi-tenant Software-as-a-Service Systems. In *ICWS*.
- [18] Freddy Lécué. 2009. Optimizing qos-aware semantic web service composition. In *ICWS*.
- [19] Freddy Lecue and Nikolay Mehandjiev. 2009. Towards scalability of quality driven semantic web service composition. In *ICWS*. 469–476.

- [20] Jianxin Liao and others. 2013. A multi-objective service selection algorithm for service composition. In *APCC*. IEEE, 75–80.
- [21] Per Lindström. 1966. First order predicate logic with generalized quantifiers. *Theoria* 32, 3 (1966), 186–195.
- [22] Ruilin Liu and others. 2014. Parameter tuning for ABC-based service composition with end-to-end QoS constraints. In *ICWS*. IEEE, 590–597.
- [23] Sheila A McIlraith, Tran Cao Son, and Honglei Zeng. 2001. Semantic web services. *IEEE intelligent systems* 16, 2 (2001), 46–53.
- [24] Oliver Moser, Florian Rosenberg, and Schahram Dustdar. 2012. Domain-specific service selection for composite services. *IEEE Transactions on Software Engineering* 38, 4 (2012), 828–843.
- [25] Ahmed Mostafa and Minjie Zhang. 2015. Multi-objective service composition in uncertain environments. *IEEE TSC PP*, 99 (2015), 1–1.
- [26] Srinu Narayanan and Sheila A McIlraith. 2002. Simulation, verification and automated composition of web services. In *Proceedings of the 11th international conference on World Wide Web*. ACM, 77–88.
- [27] Seog-Chan Oh and others. 2008. Effective web service composition in diverse and large-scale service networks. *IEEE TSC* 1, 1 (2008), 15–32.
- [28] Federica Paganelli and others. 2012. A QoS-aware service composition approach based on semantic annotations and integer programming. *IJWIS* 8, 3 (2012), 296–321.
- [29] Aabhas V Paliwal, Basit Shafiq, Jaideep Vaidya, Hui Xiong, and Nabil Adam. 2012. Semantics-based automated service discovery. *IEEE Transactions on Services Computing* 5, 2 (2012), 260–275.
- [30] Marco Pistore and others. 2005. Automated composition of web services by planning at the knowledge level. In *IJCAI*. 1252–1259.
- [31] Pablo Rodriguez-Mier and others. 2011. Automatic web service composition with a heuristic-based search algorithm. In *ICWS*. 81–88.
- [32] Pablo Rodriguez-Mier and others. 2015. Hybrid Optimization Algorithm for Large-Scale QoS-Aware Service Composition. *TSC* (2015).
- [33] Pablo Rodriguez-Mier, Carlos Pedrinaci, Manuel Lama, and Manuel Mucientes. 2016. An integrated semantic web service discovery and composition framework. *IEEE transactions on services computing* 9, 4 (2016), 537–550.
- [34] Dieter Schuller and others. 2012. Cost-driven optimization of complex service-based workflows for stochastic QoS parameters. In *ICWS*. 66–73.
- [35] Zhao Shanshan and others. 2012. An improved ant colony optimization algorithm for QoS-aware dynamic web service composition. In *ICICEE*. IEEE, 1998–2001.
- [36] Xudong Song and others. 2011. A workflow framework for intelligent service composition. *FGCS* 27, 5 (2011), 627–636.
- [37] Florian Wagner and others. 2011. QoS-aware automatic service composition by applying functional clustering. In *ICWS*. IEEE, 89–96.
- [38] Florian Wagner and others. 2012. Multi-objective service composition with time-and input-dependent QoS. In *ICWS*. IEEE, 234–241.
- [39] Junli Wang and Yubing Hou. 2008. Optimal web service selection based on multi-objective genetic algorithm. In *ISCID*, Vol. 1. IEEE, 553–556.
- [40] Quanwang Wu and others. 2016a. QoS-Aware Multigranularity Service Composition: Modeling and Optimization. *IEEE TSMC* 46 (2016), 1565–1577.
- [41] Y. Wu and others. 2016b. A Multilevel Index Model to Expedite Web Service Discovery and Composition in Large-Scale Service Repositories. *IEEE TSC* 9, 3 (2016), 330–342.
- [42] Yong-Min Xia and others. 2013. Web Service Composition Integrating QoS Optimization and Redundancy Removal. In *ICWS*. 203–210.
- [43] Yixin Yan and others. 2009. A qos-driven approach for semantic service composition. In *IEEE ICCEC*. IEEE, 523–526.
- [44] Yuhong Yan and Min Chen. 2015. Anytime QoS-aware service composition over the GraphPlan. *Springer SOCA* 9, 1 (2015), 1–19.
- [45] Liangzhao Zeng and others. 2003. Quality driven web services composition. In *WWW*. ACM, 411–421.
- [46] Zhichao Zhang and others. 2013. Genetic algorithm for context-aware service composition based on context space model. In *ICWS*. IEEE, 605–606.
- [47] H. Zheng and others. QoSDIST: A QoS Probability Distribution Estimation Tool for Web Service Compositions. In *IEEE APSCC, 2010*. 131–138. DOI: <http://dx.doi.org/10.1109/APSCC.2010.19>