

Evaluation of CP-violation in HfF^+

A.N. Petrov^{1,2,*}, L.V. Skripnikov^{1,2}, and A.V. Titov^{1,2†}

¹*B.P.Konstantinov Petersburg Nuclear Physics Institute,
Gatchina, Leningrad district 188300, Russia and*

²*Dept. of Physics, Saint Petersburg State University, Saint Petersburg, Petrodvoretz 198504, Russia*

V. V. Flambaum³

³*School of Physics, The University of New South Wales, Sydney NSW 2052, Australia*

(Dated: September 19, 2018, 20t)

CP violation effects produced by the nuclear magnetic quadrupole moment (MQM), electron electric dipole moment (EDM) and scalar–pseudoscalar nucleus–electron neutral current (SP) interaction in $^{177}\text{Hf}^{19}\text{F}^+$ and $^{179}\text{Hf}^{19}\text{F}^+$ are calculated. The role of the hyperfine interaction is investigated. It is shown that the MQM shift can be distinguished from the electron EDM and SP ones due to the implicit dependence of MQM shift on the hyperfine sublevel. The MQM effect is expressed in terms of the proton (EDM), QCD vacuum angle θ and quark chromo-EDMs.

Recently, Cornell/Ye group has obtained the limit on the electron electric dipole moment ($e\text{EDM}$), $|d_e| < 1.3 \times 10^{-28}$ e-cm (90% confidence), using trapped $^{180}\text{Hf}^{19}\text{F}^+$ ions [1] with the spinless ^{180}Hf isotope. The measurements were performed on the ground rotational, $J=1$, level in the metastable electronic $H^3\Delta_1$ state. The experiment demonstrated a great potential for the investigation of the time-reversal and parity violating (T,P-odd) effects using HfF^+ ions [1, 2]. In Ref. [3] it was proposed to use $^{177}\text{Hf}^{19}\text{F}^+$ and $^{179}\text{Hf}^{19}\text{F}^+$ ions with isotopes of hafnium which have nuclear spin $I > 1/2$ to measure T,P-odd effects produced by the nuclear magnetic quadrupole moment (MQM). Measurement of the nuclear MQM is promising for establishing new limits on neutron and proton EDM, vacuum angle θ in quantum chromodynamics and EDMs and chromo-EDMs of the quarks [4]. Corresponding experiment is discussed by Cornell/Ye group [5].

We have previously carried out theoretical studies of the effects induced by the nuclear MQM in ^{229}ThO [4], ^{181}TaN [6] and $^{229}\text{ThF}^+$ [7] molecules. In particular, we derived analytical expressions for the energy shifts of the molecule caused by the interaction of electrons with MQM, which can be measured in the experiment. However, the formulae do not take into account the mixing of different rotational levels by the magnetic dipole and electric quadrupole hyperfine interactions and external electric field, which change the values of the shifts.

The main goal of the present work is to perform numerical calculations of the MQM, $e\text{EDM}$, scalar–pseudoscalar nucleus–electron neutral current (SP) interaction energy shifts of different hyperfine sublevels in the ground rotational level of $^{177}\text{Hf}^{19}\text{F}^+$ and $^{179}\text{Hf}^{19}\text{F}^+$ which take into account these effects.

I. T,P-ODD INTERACTIONS HAMILTONIAN

Hafnium isotopes ^{177}Hf and ^{179}Hf have nuclear spin $I^1 = 7/2$ and $I^1 = 9/2$, respectively. Fluorine isotope ^{19}F has nuclear spin $I^2 = 1/2$. For the purposes of this work it is convenient to use the coupling scheme

$$\mathbf{F}_1 = \mathbf{J} + \mathbf{I}^1, \quad (1)$$

$$\mathbf{F} = \mathbf{F}_1 + \mathbf{I}^2, \quad (2)$$

where \mathbf{J} is the total molecular less nuclear spins angular momentum. The field-free energy levels of the ground rotational state with the quantum number $J = 1$ splits by the hyperfine interaction with the hafnium nucleus into three groups which are characterized by $F_1 = 9/2$, $F_1 = 7/2$, $F_1 = 5/2$ for ^{177}Hf and $F_1 = 11/2$, $F_1 = 9/2$, $F_1 = 7/2$ for ^{179}Hf quantum numbers. The hyperfine interaction with the fluorine nucleus further splits levels with total momentum $F = F_1 \pm 1/2$. Note that F_1 is not exact but a good quantum number since the hyperfine interaction with the fluorine nucleus is much weaker than the hyperfine interaction with the hafnium nucleus. Finally each hyperfine level has two parity eigenstates known as the Ω -doublet. These states are equal mixture of the $\Omega = \pm 1$ states, where Ω is the projection of \mathbf{J} on the internuclear \hat{n} axis.

An external electric field mixes Ω -doublet states of opposite parity and transforms the Ω -doublet structure of each hyperfine level to the Stark doublet structure. For a sufficiently large electric field, Ω becomes a good quantum number, except $m_F = 0$ levels which are not mixed by the electric field. Here m_F is the projection of \mathbf{J} on the laboratory \hat{z} axis which coincides with the direction for the electric field. The state $J = 1$ in the $^{180}\text{HfF}^+$ molecule with the spinless hafnium isotope becomes almost fully polarized by the electric field $E > 4$ V/cm [8]. The molecules $^{177}\text{Hf}^{19}\text{F}^+$ and $^{179}\text{Hf}^{19}\text{F}^+$ require much larger field to be polarized (see below).

The T,P-odd electromagnetic interaction of the nuclear magnetic quadrupole moment with electrons is described

* alexsandernp@gmail.com

† <http://www.qchem.pnpi.spb.ru>

by the Hamiltonian [9]

$$H_{\text{MQM}} = -\frac{M}{2I^1(2I^1 - 1)} T_{ik} \frac{3}{2r^5} \epsilon_{jli} \alpha_j r_l r_k, \quad (3)$$

where ϵ_{jli} is the unit antisymmetric tensor, α is the vector of Dirac matrices, \mathbf{r} is the displacement of the electron from the Hf nucleus, M is the Hf nuclear MQM,

$$M_{i,k} = \frac{3M}{2I(2I - 1)} T_{i,k} \quad (4)$$

$$T_{i,k} = I_i^1 I_k^1 + I_k^1 I_i^1 - \frac{2}{3} \delta_{i,k} I^1 (I^1 + 1). \quad (5)$$

The e EDM interaction is described by the Hamiltonian

$$H_d = 2d_e \begin{pmatrix} 0 & 0 \\ 0 & \boldsymbol{\sigma} \mathbf{E} \end{pmatrix}, \quad (6)$$

\mathbf{E} is the inner molecular electric field, and $\boldsymbol{\sigma}$ are the Pauli matrices.

The T,P-odd SP interaction with a characteristic dimensionless constant k_{SP} is described by the Hamiltonian [10]

$$H_{SP} = i \frac{G_F}{\sqrt{2}} Z k_{SP} \gamma_0 \gamma_5 n(\mathbf{r}), \quad (7)$$

where G_F is the Fermi-coupling constant, γ_0 and γ_5 are the Dirac matrices and $n(\mathbf{r})$ is the nuclear density normalized to unity. For simplicity the summation over different electrons is omitted in Eqs. (3),(6) and (7).

For the field-free eigenstates the expectation value for the T,P-odd operators (3),(6) and (7) is zero. For the completely polarized molecule and neglecting the interaction between different rotational, J , and hyperfine, F_1 , levels the energy shift due to the SP, e EDM and MQM interactions are [4]

$$\delta_d = d_e E_{\text{eff}} \Omega, \quad (8)$$

$$\delta_{\text{SP}} = k_{\text{SP}} W_{\text{SP}} \Omega, \quad (9)$$

$$\delta_M(J, F_1) = (-1)^{I^1+F} C(J, F_1) M W_M \Omega, \quad (10)$$

$$C(J, F_1) = \frac{(2J+1)}{2} \frac{\begin{pmatrix} J & 2 & J \\ -\Omega & 0 & \Omega \end{pmatrix}}{\begin{pmatrix} I^1 & 2 & I^1 \\ -I^1 & 0 & I^1 \end{pmatrix}} \left\{ \begin{matrix} J & I^1 & F_1 \\ I^1 & J & 2 \end{matrix} \right\}, \quad (11)$$

where (...) means the elements with the 3j-symbols and {...} with the 6j-symbols [11],

$$E_{\text{eff}} = \langle \Psi_{3\Delta_1} | \sum_i \frac{H_d(i)}{d_e} | \Psi_{3\Delta_1} \rangle, \quad (12)$$

$$W_{\text{SP}} = \langle \Psi_{3\Delta_1} | \sum_i \frac{H_{SP}(i)}{k_{SP}} | \Psi_{3\Delta_1} \rangle, \quad (13)$$

$$W_M = \frac{3}{2} \frac{1}{\Omega} \langle \Psi_{3\Delta_1} | \sum_i \left(\frac{\boldsymbol{\alpha}_i \times \mathbf{r}_i}{r_i^5} \right)_{\zeta} r_{\zeta} | \Psi_{3\Delta_1} \rangle, \quad (14)$$

where Ψ is the electronic wave function of the considered $H^3\Delta_1$ state of the HfF⁺ cation.

Two sublevels within a Stark doublet are connected by the time reversal $m_F \rightarrow -m_F$, $\Omega \rightarrow -\Omega$ and therefore have opposite signs for both m_F and Ω quantum numbers and are degenerate unless the T,P-odd interactions are not taken into account. One can see from Eqs. (8)-(10) that the states with the opposite projections of Ω have the opposite MQM, e EDM, SP interaction energy shifts which give rise to a splitting between the Stark doublet sublevels to be measured in the experiment. The MQM shift can be distinguished from the other two ones by its dependence on F_1 quantum number. For given F_1 the energy shifts are independent of the F and m_F quantum numbers provided the approximations assumed above. The exception is for $m_F = 0$ levels which have zero shifts as they are equal mixture of $\Omega = \pm 1$ states.

In the present work we take into account the interactions with the external electric field, magnetic dipole and electric quadrupole hyperfine interactions which mix different rotational (J) and hyperfine (F_1) levels and modify the values of the shifts given by Eqs. (8)-(10).

II. EVALUATION OF T,P-ODD SHIFTS

The MQM, e EDM, SP interaction energy shifts have been calculated as the expectation values of the Hamiltonians (3),(6) and (7) with the wavefunctions of the $^{177}\text{Hf}^{19}\text{F}^+$ and $^{179}\text{Hf}^{19}\text{F}^+$ molecules. Following Refs. [12, 13], the energy levels and wave functions of the $^{180}\text{Hf}^{19}\text{F}^+$ ion are obtained by the numerical diagonalization of the molecular Hamiltonian ($\hat{\mathbf{H}}_{\text{mol}}$) on the basis set of the electronic-rotational wavefunctions

$$\Psi_{\Omega} \theta_{M,\Omega}^J(\alpha, \beta) U_{I^1 M^1}^{\text{Hf}} U_{I^2 M^2}^{\text{F}}. \quad (15)$$

Here Ψ_{Ω} is the electronic wavefunction, $\theta_{M,\Omega}^J(\alpha, \beta) = \sqrt{(2J+1)/4\pi} D_{M,\Omega}^J(\alpha, \beta, \gamma = 0)$ is the rotational wavefunction, α, β, γ are the Euler angles, $U_{I^1 M^1}^{\text{Hf}}$ and $U_{I^2 M^2}^{\text{F}}$ are the Hf and F nuclear spin wavefunctions and M (Ω) is the projection of the molecule angular momentum, \mathbf{J} , on the laboratory \hat{z} (internuclear \hat{n}) axis, $M^{1,2}$ are the projections of the nuclear angular momentums on the same axis. We write the molecular Hamiltonian for the $^{180}\text{Hf}^{19}\text{F}^+$ molecule in the form:

$$\hat{\mathbf{H}}_{\text{mol}} = \hat{\mathbf{H}}_{\text{el}} + \hat{\mathbf{H}}_{\text{rot}} + \hat{\mathbf{H}}_{\text{hfs}} + \hat{\mathbf{H}}_{\text{ext}}. \quad (16)$$

Here $\hat{\mathbf{H}}_{\text{el}}$, $\hat{\mathbf{H}}_{\text{rot}}$, and $\hat{\mathbf{H}}_{\text{ext}}$ are the electronic, rotation of the molecule and interaction of the molecule with the external field Hamiltonians, respectively, as they are de-

scribed in Ref. [14],

$$\hat{\mathbf{H}}_{\text{hfs}} = g_F \mu_N I^2 \cdot \sum_i \left(\frac{\boldsymbol{\alpha}_i \times \mathbf{r}_{2i}}{r_{2i}^3} \right) + \quad (17)$$

$$g_{\text{HF}} \mu_N I^1 \cdot \sum_i \left(\frac{\boldsymbol{\alpha}_i \times \mathbf{r}_{1i}}{r_{1i}^3} \right) + \quad (18)$$

$$-e^2 \sum_q (-1)^q \hat{Q}_q^2(I^1) \sum_i \sqrt{\frac{2\pi}{5}} \frac{Y_{2q}(\theta_{1i}, \phi_{1i})}{r_{1i}^3} \quad (19)$$

is the hyperfine interaction between electrons and a nucleus, g_F and g_{HF} are ^{19}F and $^{177,179}\text{Hf}$ nuclear g -factors, μ_N is the nuclear magneton, \mathbf{r}_{1i} (\mathbf{r}_{2i}) is radius-vector for the i -th electron in the coordinate system centered on the Hf(F) nucleus, $\hat{Q}_q^2(I^1)$ is the quadrupole moment operator for the $^{177,179}\text{Hf}$ nuclei. Note, that the subscript 1 is omitted in r_1 in the section I for simplicity. The hyperfine structure of the $^3\Delta_1$ state only was taken into account in the present study. Provided that the *electronic* matrix elements are known, the matrix elements of $\hat{\mathbf{H}}_{\text{hfs}}$ between the states in the basis set (15) can be calculated with the help of the angular momentum algebra [11]. The required *electronic* matrix elements are

$$A_{\parallel}^{\text{F}} = g_F \langle \Psi_{3\Delta_1} | \sum_i \left(\frac{\boldsymbol{\alpha}_i \times \mathbf{r}_{2i}}{r_{2i}^3} \right)_{\zeta} | \Psi_{3\Delta_1} \rangle, \quad (20)$$

$$A_{\parallel}^{\text{HF}} = g_{\text{HF}} \langle \Psi_{3\Delta_1} | \sum_i \left(\frac{\boldsymbol{\alpha}_i \times \mathbf{r}_{1i}}{r_{1i}^3} \right)_{\zeta} | \Psi_{3\Delta_1} \rangle, \quad (21)$$

$$eQq_0 = 2eQ \langle \Psi_{3\Delta_1} | \sum_i \sqrt{\frac{2\pi}{5}} \frac{Y_{20}(\theta_{1i}, \phi_{1i})}{r_{1i}^3} | \Psi_{3\Delta_1} \rangle, \quad (22)$$

$$eQq_2 = 2\sqrt{6}eQ \langle \Psi_{3\Delta_1} | \sum_i \sqrt{\frac{2\pi}{5}} \frac{Y_{22}(\theta_{1i}, \phi_{1i})}{r_{1i}^3} | \Psi_{3\Delta_1} \rangle, \quad (23)$$

where $Q = 2 \langle U_{I^1 I^1}^{\text{Hf}} | \hat{Q}_0^2(I^1) | U_{I^1 I^1}^{\text{Hf}} \rangle$ is the quadrupole moment for the $^{177,179}\text{Hf}$ nuclei. The ^{177}Hf and ^{179}Hf isotopes have $I^1 = 7/2$, $g_{\text{HF}} = 0.2267$, $Q = 3.365$ b and $I^1 = 9/2$, $g_{\text{HF}} = -0.1424$, $Q = 3.793$ b, respectively. The magnetic dipole hyperfine structure constants $A_{\parallel}^{\text{F}} = -62.0$ MHz was measured in Ref. [1]. The magnetic dipole hyperfine structure constants $A_{\parallel}^{\text{HF}} = -1429$ MHz and $A_{\parallel}^{\text{HF}} = 898$ MHz for $^{177}\text{Hf}^{19}\text{F}^+$ and $^{179}\text{Hf}^{19}\text{F}^+$, respectively, were calculated in Ref. [15]. The electric quadrupole hyperfine structure constants $eQq_0 = -2100$ MHz, $eQq_2 = 110$ MHz and $eQq_0 = -2400$ MHz, $eQq_2 = 125$ MHz for $^{177}\text{Hf}^{19}\text{F}^+$ and $^{179}\text{Hf}^{19}\text{F}^+$, respectively, were calculated in the present work. The ratios for the magnetic dipole and electric quadrupole hyperfine structure constants correspond to the ratios for the nuclear g -factors and the quadrupole moments of the ^{177}Hf and ^{179}Hf nuclei.

III. EVALUATION OF eQq_0 AND eQq_2 CONSTANTS

To compute eQq_0 in the $^3\Delta_1$ state of HfF^+ we have performed relativistic coupled cluster calculations within the Dirac-Coulomb Hamiltonian using the DIRAC12 code [16]. In all the calculations the Hf-F internuclear distance in the $^3\Delta_1$ state was set to 3.41 Bohr [8]. In the main calculation all 80 electrons of HfF^+ were included in the correlation treatment within the coupled cluster calculations with single, double and perturbative triple amplitudes, CCSD(T) using the uncontracted Dyal's CVTZ basis set for Hf [17, 18] and the ccpVTZ basis set [19, 20] for F. We have also applied the correction on the basis set expansion up to the uncontracted Dyal's AEQZ basis set for Hf [17, 18] and the aug-ccpVQZ [19, 20] for F. In the calculation $1s - 3d$ core electrons of Hf were excluded from the correlation treatment within the CCSD(T) method. Accounting of the perturbative triple cluster amplitudes contributes ≈ 88 MHz in $eQq_0(^{177}\text{HfF}^+)$. The contribution of the higher cluster amplitudes were estimated within the two-step approach [7, 21–25] similar to Refs. [6, 26–29] and found to be negligible in the present case.

As it follows from Eq. (23), eQq_2 has no non-zero matrix elements within a main nonrelativistic term $^3\Delta_1$. The main contribution to eQq_2 is due to the spin-orbit admixture of Π state with the leading configuration $|5s5d_1\rangle$ composed of $5s$, $5d$ atomic orbitals of Hf. Then one can obtain

$$eQq_2 = 483wQ \langle 1/r^3 \rangle_{5d} \text{ MHz}, \quad (24)$$

where w is the weight of the admixture of the Π state, Q is the quadrupole moment of $^{177,179}\text{Hf}$ in Barns, $\langle 1/r^3 \rangle_{5d} = 4.86$ a.u. as obtained from the Hartree-Fock-Dirac calculations of Hf^+ . The value for the w can be estimated from the sensitive to it of the body fixed g -factor

$$G_{\parallel} = \frac{1}{\Omega} \langle ^3\Delta_1 | \hat{L}_n^e - g_S \hat{S}_n^e | ^3\Delta_1 \rangle \approx (25)$$

$$2 - 2.002319 + w,$$

where $g_S = -2.002319$ is the free-electron g -factor. The same approximation as for Eq.(24) was used in Eq.(25). Then using the experimental value $G_{\parallel} = 0.011768$ [14, 30] one obtains $w = 0.014$, $eQq_2 = 110$ MHz and $eQq_2 = 125$ MHz for $^{177}\text{Hf}^{19}\text{F}^+$ and $^{179}\text{Hf}^{19}\text{F}^+$, respectively.

IV. RESULTS AND DISCUSSIONS

In Figs. (1)-(3) results for MQM shifts as functions of $A_{\parallel}^{\text{HF}}$, eQq_0 and eQq_2 are given for $^{177}\text{Hf}^{19}\text{F}^+$. One can see that MQM shift strongly depends on eQq_2 and decreases as eQq_2 increases. Similar dependencies are for the SP and $e\text{EDM}$ shifts. The reason is that the electric quadrupole hyperfine interaction causes the sub-levels $\Omega = +1$ and $\Omega = -1$, which have different signs

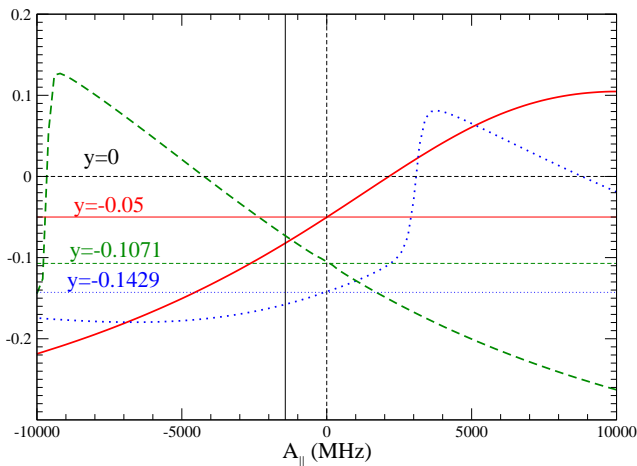


FIG. 1. (Color online) Calculated MQM energy shifts (in units MW_M) for the $J = 1$, $H^3\Delta_1$ $^{177}\text{Hf}^{19}\text{F}^+$ as functions of $A_{\parallel}^{\text{Hf}}$. Bold solid (red), bold dashed (green), bold dotted (blue) lines correspond to $F_1 = 9/2$, $F_1 = 7/2$, $F_1 = 5/2$, respectively. Horizontal thin solid (red), thin dashed (green), thin dotted (blue) correspond to values obtained by Eq. (10). Vertical black lines correspond to values $A_{\parallel}^{\text{Hf}} = 0$ and $A_{\parallel}^{\text{Hf}} = -1429$ MHz obtained in calculation. $E = 20$ V/cm, $eQq_0 = 0$ and $eQq_2 = 0$ in calculations.

for T,P-odd shifts, to mix. The coupling of the states with the different signs of Ω is proportional to eQq_2 as it follows from Eq. (23). The least dependence is observed for the eQq_0 constant. Hamiltonians (6) and (7) do not mix different rotational levels and therefore are almost independent of the $A_{\parallel}^{\text{Hf}}$ and eQq_0 constants. In Table (I) the calculated T,P-odd shifts accounting for the hyperfine and Stark interactions between different rotational levels compared with the ones obtained from Eqs. (8)-(10) are given. The values are quite different and the former demonstrate a large dependence on the electric field.

For the completely polarized HfF^+ the $e\text{EDM}$ and SP interaction energy shifts approach $d_e E_{\text{eff}}^a$ and $k_{\text{SP}} W_{\text{SP}}$ values, respectively, which are independent of the F_1 quantum number. As evident from Table I the MQM shifts depend on F_1 . This fact has to be used to distinguish MQM from the scalar T,P-odd effects. Eq. (10) gives approximately a factor of three difference between the largest and the smallest shifts for both $^{177}\text{Hf}^{19}\text{F}^+$

and $^{179}\text{Hf}^{19}\text{F}^+$ ions. One can see from Table I that more accurate numerical calculations give approximately factors two and four for $^{177}\text{Hf}^{19}\text{F}^+$ and $^{179}\text{Hf}^{19}\text{F}^+$, respectively. MQM can be expressed in terms of the proton and neutron EDMs d_p and d_n , QCD vacuum angle θ , quark chromo-EDMs \tilde{d}_u and \tilde{d}_d . Using these data [3], the calculated value $W_M = 0.494 \frac{10^{33}\text{Hz}}{e \text{ cm}^2}$ [26], and data from Table I one obtains that current limits $|d_p| < 2.0 \cdot 10^{-25} e \text{ cm}$, $|\theta| < 1.5 \cdot 10^{-10}$, $|\tilde{d}_u - \tilde{d}_d| < 5.7 \cdot 10^{-27} e \text{ cm}$ correspond to energy shifts less than $6\mu\text{Hz}$, $8\mu\text{Hz}$, $18\mu\text{Hz}$ for $^{177}\text{Hf}^{19}\text{F}^+$ and less than $3\mu\text{Hz}$, $5\mu\text{Hz}$, $11\mu\text{Hz}$ for $^{179}\text{Hf}^{19}\text{F}^+$, respectively.

V. CONCLUSION

We have calculated the T,P-odd energy shifts produced by the MQM, $e\text{EDM}$, and SP interactions for the ground rotational $J = 1$ hyperfine levels of the $^3\Delta_1$ electronic state of the $^{177}\text{Hf}^{19}\text{F}^+$ and $^{179}\text{Hf}^{19}\text{F}^+$ ions. It is found that taking into account the hyperfine interaction is critically important for the accurate evaluation of the effects. The MQM shifts depend on a hyperfine sublevel of the $J = 1$ rotational state. We found that there is factor of two and four difference between the largest and the smallest shifts for $^{177}\text{Hf}^{19}\text{F}^+$ and $^{179}\text{Hf}^{19}\text{F}^+$, respectively. The experiment on $^{177}\text{Hf}^{19}\text{F}^+$ and $^{179}\text{Hf}^{19}\text{F}^+$, similarly to the one on $^{180}\text{Hf}^{19}\text{F}^+$ [1], can be performed using rotating electric and magnetic fields which trap the cation. We have shown that $^{177}\text{Hf}^{19}\text{F}^+$ and $^{179}\text{Hf}^{19}\text{F}^+$ require much larger than $^{180}\text{Hf}^{19}\text{F}^+$ electric field to be polarized. However, our calculations have shown that the $F_1 = 9/2, 5/2$ and $F_1 = 11/2, 7/2$ states of $^{177}\text{Hf}^{19}\text{F}^+$ and $^{179}\text{Hf}^{19}\text{F}^+$ respectively, for the electric field ~ 20 V/cm used in the experiment [1], are almost completely polarized.

VI. ACKNOWLEDGEMENT

The formulation of the problem and the molecular calculations are supported by the Russian Science Foundation grant No. 18-12-00227. The electronic structure calculations of eQq_0 parameter were supported by RFBR, according to the research Project No. 16-32-60013 mol_a_dk. The electronic structure calculations were performed at the PIK data center of NRC ‘‘Kurchatov Institute’’ – PNPI. The calculations of the nuclear structure are supported by the Australian Research Council and New Zealand Institute for Advanced Study.

[1] W. B. Cairncross, D. N. Gresh, M. Grau, K. C. Cossel, T. S. Roussy, Y. Ni, Y. Zhou, J. Ye, and E. A. Cornell (2017), arXiv:1704.07928[physics.atom-ph].
 [2] A. N. Petrov, Phys. Rev. A **97**, 052504 (2018).

[3] V. V. Flambaum, D. DeMille, and M. G. Kozlov, Phys. Rev. Lett. **113**, 103003 (2014).
 [4] L. V. Skripnikov, A. N. Petrov, A. V. Titov, and V. V. Flambaum, Phys. Rev. Lett. **113**, 263006 (2014).
 [5] J. Ye (2018), private communication.

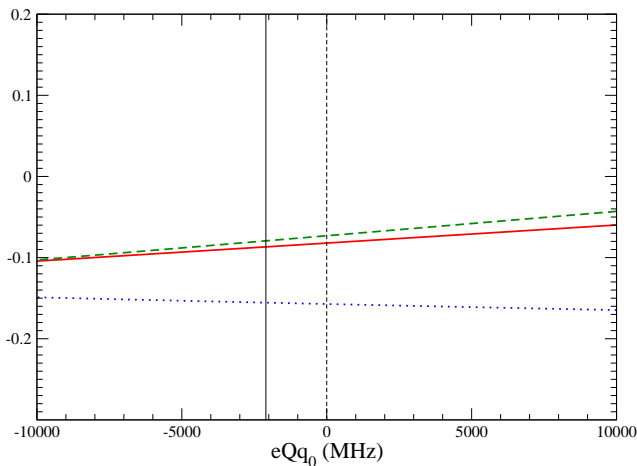


FIG. 2. (Color online) Calculated MQM energy shifts (in units MW_M) for the $J = 1$, $H^3\Delta_1$ $^{177}\text{Hf}^{19}\text{F}^+$ as functions of eQq_0 . Bold solid (red), bold dashed (green), bold dotted (blue) lines correspond to $F_1 = 9/2$, $F_1 = 7/2$, $F_1 = 5/2$, respectively. Vertical black lines correspond to the values $eQq_0 = 0$ and $eQq_0 = -2100$ MHz obtained in the calculation. $E = 20$ V/cm, $A_{\parallel}^{\text{Hf}} = -1429$ MHz and $eQq_2 = 0$ in the calculations.

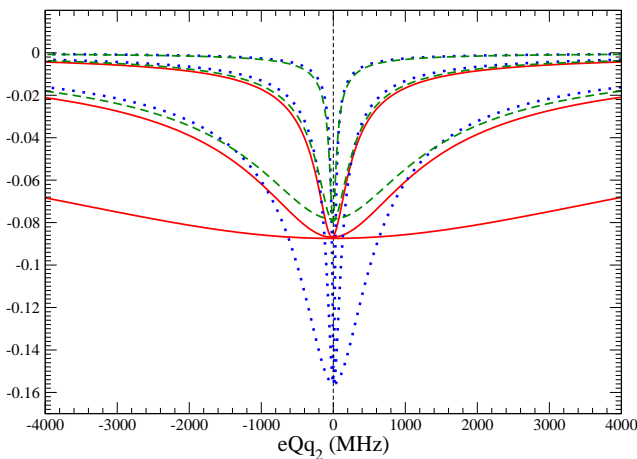


FIG. 3. (Color online) Calculated MQM energy shifts (in units MW_M) for the $J = 1$, $H^3\Delta_1$ $^{177}\text{Hf}^{19}\text{F}^+$ as functions of eQq_2 . Bold solid (red), bold dashed (green), bold dotted (blue) lines correspond to $F_1 = 9/2$, $F_1 = 7/2$, $F_1 = 5/2$, respectively. $E = 4, 20, 100$ V/cm, $A_{\parallel}^{\text{Hf}} = -1429$ MHz and $eQq_0 = -2100$ MHz in calculations.

- [6] L. V. Skripnikov, A. N. Petrov, N. S. Mosyagin, A. V. Titov, and V. V. Flambaum, Phys. Rev. A **92**, 012521 (2015).
 [7] L. V. Skripnikov and A. V. Titov, Phys. Rev. A **91**, 042504 (2015).

- [8] K. C. Cossel, D. N. Gresh, L. C. Sinclair, T. Coffey, L. V. Skripnikov, A. N. Petrov, N. S. Mosyagin, A. V. Titov, R. W. Field, E. R. Meyer, et al., Chem. Phys. Lett. **546**, 1 (2012).
 [9] M. G. Kozlov, V. I. Fomichev, Yu. Yu. Dmitriev, L. N. Labzovsky, and A. V. Titov, J. Phys. B **20**, 4939 (1987).
 [10] L. R. Hunter, Science **252**, 73 (1991).
 [11] L. D. Landau and E. M. Lifshitz, *Quantum mechanics* (Pergamon, Oxford, 1977), 3rd ed.
 [12] A. N. Petrov, Phys. Rev. A **83**, 024502 (2011).
 [13] A. N. Petrov, L. V. Skripnikov, A. V. Titov, N. R. Hutzler, P. W. Hess, B. R. O'Leary, B. Spaun, D. DeMille, G. Gabrielse, and J. M. Doyle, Phys. Rev. A **89**, 062505 (2014).
 [14] A. N. Petrov, L. V. Skripnikov, and A. V. Titov, Phys. Rev. A **96**, 022508 (2017).
 [15] L. V. Skripnikov, J. Chem. Phys. **147**, 021101 (2017).
 [16] DIRAC, a relativistic ab initio electronic structure program, Release DIRAC12 (2012), written by H. J. Aa. Jensen, R. Bast, T. Saue, and L. Visscher, with contributions from V. Bakken, K. G. Dyall, S. Dubillard, U. Ekström, E. Eliav, T. Enevoldsen, T. Fleig, O. Fossgaard, A. S. P. Gomes, T. Helgaker, J. K. Lærdahl, Y. S. Lee, J. Henriksson, M. Iliáš, Ch. R. Jacob, S. Knecht, S. Komorovský, O. Kullie, C. V. Larsen, H. S. Nataraj, P. Norman, G. Olejniczak, J. Olsen, Y. C. Park, J. K. Pedersen, M. Pernpointner, K. Ruud, P. Salek, B. Schimmelpfennig, J. Sikkema, A. J. Thorvaldsen, J. Thyssen, J. van Stralen, S. Villaume, O. Visser, T. Winther, and S. Yamamoto (see <http://www.diracprogram.org>).
 [17] K. G. Dyall, Theor. Chem. Acc. **117**, 491 (2007).
 [18] K. G. Dyall, Theor. Chem. Acc. **131**, 1217 (2012).
 [19] T. H. Dunning, Jr, J. Chem. Phys. **90**, 1007 (1989).
 [20] R. A. Kendall, T. H. Dunning, Jr, and R. J. Harrison, J. Chem. Phys. **96**, 6796 (1992).
 [21] A. N. Petrov, N. S. Mosyagin, T. A. Isaev, A. V. Titov, V. F. Ezhov, E. Eliav, and U. Kaldor, Phys. Rev. Lett. **88**, 073001 (2002).
 [22] A. V. Titov, N. S. Mosyagin, A. N. Petrov, T. A. Isaev, and D. P. DeMille, Progr. Theor. Chem. Phys. **15**, 253 (2006).
 [23] L. V. Skripnikov, A. V. Titov, A. N. Petrov, N. S. Mosyagin, and O. P. Sushkov, Phys. Rev. A **84**, 022505 (2011).
 [24] N. S. Mosyagin, A. V. Zaitsevskii, L. V. Skripnikov, and A. V. Titov, Int. J. Quantum Chem. **116**, 301 (2016), ISSN 1097-461X.
 [25] L. V. Skripnikov and A. V. Titov, J. Chem. Phys. **145**, 054115 (2016).
 [26] L. V. Skripnikov, A. V. Titov, and V. V. Flambaum, Phys. Rev. A **95**, 022512 (2017).
 [27] L. V. Skripnikov, D. E. Maison, and N. S. Mosyagin, Phys. Rev. A **95**, 022507 (2017).
 [28] L. V. Skripnikov, J. Chem. Phys. **145**, 214301 (2016).
 [29] L. V. Skripnikov and A. V. Titov, J. Chem. Phys. **142**, 024301 (2015).
 [30] H. Loh, K. C. Cossel, M. C. Grau, K.-K. Ni, E. R. Meyer, J. L. Bohn, J. Ye, and E. A. Cornell, Science **342**, 1220 (2013).

TABLE I. δ_M , δ_d and δ_{SP} shifts (in units MW_M , $d_e E_{\text{eff}}^a$ and $k_{\text{SP}}W_{\text{SP}}$, respectively) for the $J = 1$, $H^3\Delta_1$. Numerical calculations take into account interaction between different rotational levels.

F_1	Electric field(V/cm)	Eq. (10) ^b	δ_M numerical calculation	$\delta_d(\delta_{\text{SP}})$ numerical calculation ^c
$^{177}\text{Hf}^{19}\text{F}^+$				
9/2	4	0.05000	0.07879	0.90804
	20		0.08651	0.99577
	100		0.08742	0.99983
7/2	4	0.14286	0.02278	0.14581
	20		0.09268	0.59325
	100		0.15050	0.96511
5/2	4	0.10714	0.02864	0.36015
	20		0.07048	0.88791
	100		0.07789	0.99466
$^{179}\text{Hf}^{19}\text{F}^+$				
11/2	4	0.05000	0.02165	0.72080
	20		0.02961	0.98200
	100		0.03074	0.99926
9/2	4	0.13333	0.00446	0.03696
	20		0.02195	0.18187
	100		0.08213	0.67962
7/2	4	0.09167	0.06467	0.53716
	20		0.11499	0.95405
	100		0.12101	0.99803

^a δ_d and δ_{SP} are equal.

^b Values obtained using Eq. (10) are independent of the values of the electric field.

^c If the hyperfine interaction with the hafnium nucleus is not taken into account (or we consider $^{180}\text{Hf}^{19}\text{F}^+$ ion where it is identically zero) then the δ_d and δ_{SP} shifts are equal to unity for the fields used in the table.