

Authentication of cyber-physical systems under learning-based attacks

Mohammad Javad Khojasteh, Anatoly Khina, Massimo Franceschetti, and Tara Javidi

Abstract—The problem of attacking and authenticating cyber-physical systems is considered. This paper concentrates on the case of a scalar, discrete-time, time-invariant, linear plant under an attack which can override the sensor and the controller signals. Prior works assumed the system was known to all parties and developed watermark-based methods. In contrast, in this paper the attacker needs to learn the open-loop gain in order to carry out a successful attack. A class of two-phase attacks are considered: during an exploration phase, the attacker passively eavesdrops and learns the plant dynamics, followed by an exploitation phase, during which the attacker hijacks the input to the plant and replaces the input to the controller with a carefully crafted fictitious sensor reading with the aim of destabilizing the plant without being detected by the controller. For an authentication test that examines the variance over a time window, tools from information theory and statistics are utilized to derive bounds on the detection and deception probabilities with and without a watermark signal, when the attacker uses an arbitrary learning algorithm to estimate the open-loop gain of the plant.

I. INTRODUCTION

The recent technological advances in wireless communications and computation, and their integration into networked control and cyber-physical systems (CPS) [1], open the door to a myriad of new and exciting opportunities in transportation, health care, agriculture, energy, and many others.

However, the distributed nature of CPS is often a source of vulnerability [2]–[4]. Security breaches in CPS can have catastrophic consequences ranging from hampering the economy by obtaining financial gain, through hijacking autonomous vehicles and drones, and all the way to terrorism by manipulating life-critical infrastructures [5]–[8]. Real-world instances of security breaches in CPS that were discovered and made available to the public include the revenge sewage attack in Maroochy Shire, Australia [9], the Ukraine power attack [10], the German steel mill cyber-attack [11] and the Iranian uranium enrichment facility attack via the Stuxnet malware [12]–[16]. Consequently, studying and preventing such security breaches via control-theoretic methods has received a great deal of attention in recent years [17]–[26].

An important and widely used class of attacks on CPS are based on the “man-in-the-middle” (MITM) attack technique (cf. [27]): an attacker takes over the physical plant’s control and sensor signals. The attacker overrides the control signals with malicious inputs in order to push the plant toward an

alternative trajectory, often unstable and catastrophic. Consequently, the vast majority of CPS constantly monitor/sense the plant outputs with the objective of detecting a possible attack. The attacker, on the other hand, aims to overwrite the sensor readings in a manner that would be indistinguishable from the legitimate ones.

The simplest instance a MITM attack is the *replay attack* [28]–[30], in which the attacker observes and records the legitimate system behavior across a long period of time and then replays it at the controller’s input; this attack is reminiscent of the notorious attack of video surveillance systems, in which previously recorded surveillance footage is replayed during a heist. A well-known example of this attack is that of the Stuxnet malware, which used an operating system vulnerability to enable a twenty-one seconds long replay attack during which the attacker is believed to have driven the speed of the centrifuges at a uranium enrichment facility toward excessively high and destructive speed levels [31]. The extreme simplicity of the replay attack, which can be implemented with zero knowledge of the system dynamics and sensors specification, has made it a popular and well-studied topic of research [28]–[30], [32]–[34].

In contrast to the replay attack, a paradigm that follows *Shannon’s maxim* of *Kerckhoffs’s principle*: “*the enemy knows the system*”, was considered by Satchidanandan and Kumar [35] and Ko et al. [36]. This assumes that the attacker has complete knowledge of the dynamics and parameters of the system, which allows the attacker to construct arbitrarily long fictitious sensor readings, that are statistically identical to the actual signals, without being detected.

To counter both replay and “statistical-duplicate” attacks, Mo and Sinopoli [29], and Satchidanandan and Kumar [35], respectively, proposed to superimpose a random watermark on top of the (optimal) control signal that is not known to the attacker. In this way, by testing the correlation of the subsequent measurements with the watermark signal, the controller is able to detect the attack. Thus, by superimposing watermarking at different power levels, improved detection probability of the attack can be traded for an increase in the control cost.

The two interesting models described above suffer from some shortcomings. First, in the case of a replay attack the usage of the watermarking signal is unnecessary: by taking a long enough detection window, the controller is always able to detect such an attack even in the absence of watermarks by simply testing for repetitions. A watermark is only necessary when the detection window of the controller is small compared to the recording (and replay) window of the attacker. Second, in the case of a statistical-duplicate attack, we must assume that the attacker has no access to the

M. J. Khojasteh, M. Franceschetti, and T. Javidi are with the Department of Electrical and Computer Engineering, University of California, San Diego, La Jolla, CA 92093, USA (e-mails: {mkhojast, mfranceschetti, tjavidi}@eng.ucsd.edu).

Anatoly Khina is with the School of Electrical Engineering, Tel Aviv University, Tel Aviv, Israel 6997801 (e-mail: anatolyk@eng.tau.ac.il).

signal generated and applied by the controller. Since this type of attack assumes the attacker has full system knowledge, if it also has access to the control signal then it can construct a fictitious sensor readings containing any watermark signal inscribed by the controller. Assuming there is no access to the control signal seems a questionable assumption for an attacker who is capable of hijacking the whole system.

The two models constitute two extremes: the replay attack assumes no knowledge of the system parameters — and as a consequence it is relatively easy to detect. The statistical-duplicate attack assumes full knowledge of the system dynamics (1) —and as a consequence it requires a more sophisticated detection procedure, as well as additional assumptions to ensure it can be detected.

In the current work, we explore a model that is in between these two extremes. We assume that the controller has perfect knowledge of the system dynamics,¹ while the attacker knows that the system is linear and time-invariant, but does not know the actual open-loop gain. It follows that the attacker needs to “learn” the plant first, before being capable of generating a fictitious control input. In this setting, we also consider the case when the attacker has full access to the control signals, and we investigate the robustness of different attacks to system parametric uncertainty. To determine whether an attack can be successful or not, we rely on physical limitations of the system’s learning process, similar to an adaptive control setting [37], rather than on cryptographic/watermarking techniques.

Our approach is reminiscent of parametric linear *system identification* (SysID), but in contrast to classical SysID our attacker is constrained to passive identification. Specifically, we consider *two-phase* attacks akin to the exploration and exploitation phases in reinforcement learning/multi-armed bandit problems [38], [39]: in the *exploration* phase the attacker passively listens and learns the system parameter(s); in the *exploitation* phase the attacker uses the learned parameter(s) of the first phase to try and mimic the statistical behavior of the real plant, in a similar fashion to the statistical-duplicate attack. For the case of two-phase linear attacks, we analyze the achievable performance of a *least-squares* (LS) estimation-based scheme and a *variance detection test*, along with lower bound on the attack-detection probability under the variance detection test and any learning algorithm. We provide explicit results for the case where the duration of the exploitation phase tends to infinity. To enhance the security of the system, we also extend the results to the case of a superimposed watermark (or *authentication*) signal.

An outline of the rest of the paper is as follows. We set up the problem in Sec. II, and state the main results in Sec. III, with their proofs relegated to the appendix of the paper. Simulations are provided in Sec. IV. We conclude the paper and discuss the future research directions in Sec. V.

A. Notation

We denote by \mathbb{N} the set of natural numbers. All logarithms, denoted by \log , are base 2. For two real valued

functions g and h , $g(x) = O(h(x))$ as $x \rightarrow x_0$ means $\lim_{x \rightarrow x_0} |g(x)/h(x)| < \infty$, and $g(x) = o(h(x))$ as $x \rightarrow x_0$ means $\lim_{x \rightarrow x_0} |g(x)/h(x)| = 0$. We denote by $x_i^j = (x_i, \dots, x_j)$ the realization of the random vector $X_i^j = (X_i, \dots, X_j)$ for $i, j \in \mathbb{N}, i \leq j$. $\|\cdot\|$ denotes the Euclidean norm. \mathbb{P}_X denotes the distribution of the random variable X with respect to (w.r.t.) probability measure \mathbb{P} , whereas f_X denotes its probability density function (PDF) w.r.t. to the Lebesgue measure, if it has one. An event happens almost surely (a.s.) if it occurs with probability one. For real numbers a and b , $a \ll b$ means a is much less than b , while for probability distributions \mathbb{P} and \mathbb{Q} , $\mathbb{P} \ll \mathbb{Q}$ means \mathbb{P} is absolutely continuous w.r.t. \mathbb{Q} . $d\mathbb{P}/d\mathbb{Q}$ denotes the Radon–Nikodym derivative of \mathbb{P} w.r.t. \mathbb{Q} . The Kullback–Leibler (KL) divergence between probability distributions \mathbb{P}_X and \mathbb{P}_Y is defined as

$$D(\mathbb{P}_X \parallel \mathbb{P}_Y) \triangleq \begin{cases} \mathbb{E}_{\mathbb{P}_X} \left[\log \frac{d\mathbb{P}_X}{d\mathbb{P}_Y} \right], & \mathbb{P}_X \ll \mathbb{P}_Y; \\ \infty, & \text{otherwise,} \end{cases}$$

where $E_{\mathbb{P}_X}$ denotes the expectation w.r.t. probability measure \mathbb{P}_X . The conditional KL divergence between probability distributions $\mathbb{P}_{Y|X}$ and $\mathbb{Q}_{Y|X}$ averaged over \mathbb{P}_X is defined as $D(\mathbb{P}_{X|Y} \parallel \mathbb{Q}_{Y|X} | \mathbb{P}_X) \triangleq \mathbb{E}_{\mathbb{P}_X} \left[D(\mathbb{P}_{Y|X=\tilde{X}} \parallel \mathbb{Q}_{Y|X=\tilde{X}}) \right]$, where (X, \tilde{X}) are independent and identically distributed (i.i.d.). The mutual information between random variables X and Y is defined as $I(X; Y) \triangleq D(\mathbb{P}_{XY} \parallel \mathbb{P}_X \mathbb{P}_Y)$. The conditional mutual information between random variables X and Y given random variable Z is defined as $I(X; Y | Z) \triangleq \mathbb{E}_{\mathbb{P}_{\tilde{Z}}} \left[I(X; Y | Z = \tilde{Z}) \right]$, where (Z, \tilde{Z}) are i.i.d.

II. PROBLEM SETUP

We consider the networked control system depicted in Fig. 1, where the plant dynamics are described by a scalar, discrete-time, linear time-invariant (LTI) system

$$X_{k+1} = aX_k + U_k + W_k, \quad (1)$$

where X_k, a, U_k, W_k are real numbers representing the plant state, open-loop gain of the plant, control input, and plant disturbance, respectively, at time $k \in \mathbb{N}$. The controller, at time k , observes Y_k and generates a control signal U_k as a function of Y_1^k . We assume that the initial condition X_0 has a known (to all parties) distribution and is independent of the disturbance sequence $\{W_k\}$, which is an i.i.d. process with PDF a known to all parties. We assume that $U_0 = W_0 = 0$. With a slight loss of generality and for analytical purposes, we assume

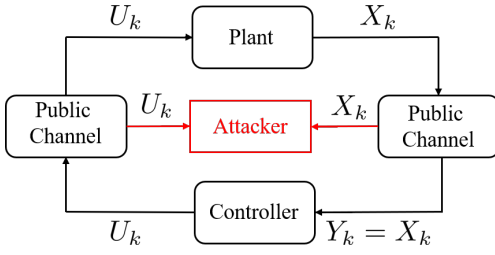
$$\mathbb{E}[W] = 0, \quad \text{Var}[W] < \infty, \quad \text{Var}[W^2] < \infty. \quad (2)$$

Moreover, to simplify the notations, let $Z_k \triangleq (X_k, U_k)$ denote the state-and-control input at time k and its trajectory up to time k —by

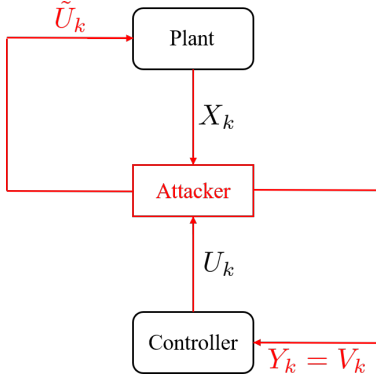
$$Z_1^k \triangleq (X_1^k, U_1^k).$$

The controller is equipped with a detector that tests for anomalies in the observed history Y_1^k . When the controller detects an attack, it shuts the system down and prevents the

¹A reasonable assumption as the controller is tuned in much longer and therefore can learn the system dynamics to a far greater precision.



(a) Exploration: During this phase, the attacker eavesdrops and learns the system, without altering the input signal to the controller ($Y_k = X_k$).



(b) Exploitation: During this phase, the attacker hijacks the system and intervenes as a MITM in two places: acting as a fake plant for the controller ($Y_k = V_k$) by impersonating the legitimate sensor and as a malicious controller (\tilde{U}_k) for the plant.

Fig. 1: System model during the two attack phases.

attacker from causing further “damage” to the plant. The controller/detector is aware of the plant dynamics (1) and knows exactly the open-loop gain a of the plant. On the other hand, the attacker knows the plant dynamics (1) as well as the plant state X_k , and control input U_k (or equivalently, Z_k) at time k (see Fig. 1). However, it does not know the open-loop gain a of the plant.

In what follows, it will be convenient to treat the open-loop gain of the plant as a random variable A (i.e., it is *fixed in time*), whose PDF f_A is known to the attacker, and whose realization a is known to the controller. We assume all random variables to exist on a common probability space with probability measure \mathbb{P} , and denote the probability measure conditioned on $A = a$ by \mathbb{P}_a . Namely, for any measurable event C , we define

$$\mathbb{P}_a(C) = \mathbb{P}(C|A = a).$$

A is further assumed to be independent of X_0 and $\{W_k|k \in \mathbb{N}\}$.

We consider the (time-averaged) linear quadratic (LQ) control cost [40]:

$$J_T(U) \triangleq \frac{1}{T} \mathbb{E}_{\mathbb{P}_a} \left[\sum_{k=0}^T q X_k^2 + r U_k^2 \right], \quad (3)$$

where the weights q and r are non-negative known (to the controller) real numbers that penalize the cost for state

deviations and control actuations, respectively.

A. Adaptive Integrity Attack

We define *Adaptive Integrity Attacks (AIA)* that consist of a passive and an active phases, referred to as exploration and exploitation, respectively.

During the exploration phase, depicted in Fig. 1a, the attacker eavesdrops and learns the system, without altering the input signal to the controller, i.e., $Y_k = X_k$ during this phase.

On the other hand, during the exploitation phase, depicted in Fig. 1b, the attacker intervenes as a MITM in two different parts of the control loop with the aim of pushing the plant toward an alternative trajectory (usually unstable) without being detected by the controller: it hijacks the true measurements and feeds the controller with a fictitious input $Y_k = V_k$ instead. Furthermore, it issues and overrides a malicious control signal to the actuator \tilde{U}_k instead of the signal U_k that is generated by the controller as depicted in Fig. 1b.

Remark 1. Attacks that manipulate the control signal by tampering the integrity of the sensor readings, while trying to remain undetected, are usually referred to as integrity attacks, e.g., [41]. Since in the class of attacks described above, the attacker learns the open-loop gain of the plant in a fashion reminiscent of adaptive control techniques, we referred to attacks in this class as AIA. •

B. Two-Phase AIA

While in a general AIA the attacker can switch between the exploration and exploitation phases back and forth or try to combine them together in an online fashion, in this work, we concentrate on a special class of AIA comprising only two disjoint consecutive phases as follows.

Phase 1: Exploration. As is illustrated in Fig. 1a for $k \in [0, L]$, the attacker observes the plant state and control input, and tries to learn the open-loop gain a . We denote by \hat{A} the attacker’s estimate of the open-loop gain a . •

Phase 2: Exploitation. As is illustrated in Fig. 1b from time $L+1$ and onwards, the attacker hijacks the system and feeds a malicious control signal to the plant \tilde{U}_k , and—a fictitious sensor reading $Y_k = V_k$ to the controller. •

C. Linear Two-Phase AIA

A *linear two-phase attack* is a special case of the two-phase AIA of Sec. II-B, in which the exploitation phase of the attacker takes the following linear form.

$$V_{k+1} = \hat{A}V_k + U_k + \tilde{W}_k, \quad k = L, \dots, T-1, \quad (4)$$

where \tilde{W}_k for $k = L, \dots, T-1$ are i.i.d. with $f_{\tilde{W}} = f_W$; U_k is the control signal generated by the controller, which is fed with the fictitious virtual signal V_k by the attacker; and \hat{A} is the estimate of the open-loop gain of the plant at the conclusion of Phase 1.

The controller/detector, being aware of the dynamic (1) and the open-loop gain a , attempts to detect possible attacks by testing for statistical deviations from the typical behavior of the system (1). More precisely, under legitimate system

operation (the *null hypothesis* [42, Ch. 14]), the controller observation Y_k behaves according to

$$Y_{k+1} - aY_k - U_k(Y_1^k) \sim \text{i.i.d. } f_W. \quad (5)$$

Note that in case of an attack, during Phase 2 ($k > L$), (5) can be rewritten as

$$\begin{aligned} V_{k+1} - aV_k - U_k(Y_1^k) \\ = V_{k+1} - aV_k + \hat{A}V_k - \hat{A}V_k - U_k(Y_1^k) \end{aligned} \quad (6a)$$

$$= \tilde{W}_k + (\hat{A} - a)V_k, \quad (6b)$$

where (6b) follows from (4). Hence, the estimation error $(\hat{A} - a)$ dictates the ease at which an attack can be detected.

While the controller in general can carry out different statistical tests to test the validity of (5) such as the Kolmogorov–Smirnov and Anderson–Darling tests [42, Ch. 14], we consider a specific test in Sec. III-A that requires knowledge of only the second-order statistics.

D. Deception and Detection Probabilities

Define the hijack indicator at time k as the first time index at which hijacking occurs:

$$\Theta_k \triangleq \begin{cases} 0, & \forall j \leq k : Y_j = X_j; \\ 1, & \text{otherwise.} \end{cases} \quad (7)$$

At every time k , the controller uses Y_1^k to construct an estimate $\hat{\Theta}_k$ of Θ_k . We denote the following events.

- $\Theta_k = 0, \hat{\Theta}_k = 0$: There was no attack, and no attack was declared by the detector.
- $\Theta_k = 1, \hat{\Theta}_k = 1$: An attacker hijacked the controller observation before time k but was caught by the controller/detector. In this case we say that the controller *detected* the attack. The detection probability at time k is defined as

$$P_{\text{Det}}^{a,k} \triangleq \mathbb{P}_a(\hat{\Theta}_k = 1 | \Theta_k = 1).$$

- $\Theta_k = 1, \hat{\Theta}_k = 0$: An attacker hijacked the observed signal by the controller before time k , and the controller/detector failed to detect the attack. In this case, we say that the attacker *deceived* the controller or, equivalently, that the controller *misdetected* the attack [42, Ch. 3]. The deception probability at time k is defined as

$$P_{\text{Dec}}^{a,k} \triangleq \mathbb{P}_a(\hat{\Theta}_k = 0 | \Theta_k = 1). \quad (8)$$

- $\Theta_k = 0, \hat{\Theta}_k = 1$: The controller falsely declared an attack. We refer to this event as *false alarm*. The false alarm probability at time k is defined as

$$P_{\text{FA}}^{a,k} \triangleq \mathbb{P}_a(\hat{\Theta}_k = 1 | \Theta_k = 0).$$

Clearly,

$$P_{\text{Dec}}^{a,k} + P_{\text{Det}}^{a,k} = 1. \quad (9)$$

The controller wishes to achieve a low false alarm probability, while guaranteeing a low deception probability [42, Ch. 3] and a low control cost (3). In addition, in case of an

attacker that knows (or has perfectly learned) the system gain a , and replaces $\{X_k\}$ of (1) with a virtual signal $\{V_k\}$ that is statistically identical and independent of it, the controller has no hope of correctly detecting the attack.

We further define the deception, detection, and false alarm probabilities w.r.t. the probability measure \mathbb{P} , without conditioning on A , and denote them by P_{Dec}^k , P_{Det}^k , and P_{FA}^k , respectively. For instance, P_{Det}^k is defined as

$$P_{\text{Det}}^k \triangleq \mathbb{P}(\hat{\Theta}_k = 1 | \Theta_k = 1) = \int_{-\infty}^{\infty} P_{\text{Det}}^{a,k} f_A(a) da \quad (10)$$

w.r.t. a PDF f_A of A .

III. STATEMENT OF THE RESULTS

We now describe the main results of this work. We start by describing a variance-based attack-detection test in Sec. III-B.1. We derive upper and lower bound on the deception probability in Sec. III-B. The proofs of the results in this section are relegated to the appendix of the paper.

A. Attack-Detection Variance Test

A simple and widely used test is the one that seeks anomalies in the variance, i.e., a test that examines the empirical variance of (5) is equal to $\mathbb{E}[W^2]$. In this way, only second-order statistics of W need to be known at the controller. The price of this is of course is its inability to detect higher-order anomalies.

Specifically, this test sets a confidence interval of length $2\delta > 0$ around the expected variance, i.e., it checks whether

$$\begin{aligned} \frac{1}{T} \sum_{k=1}^T [Y_{k+1} - aY_k - U_k(Y_1^k)]^2 \\ \in (\text{Var}[W] - \delta, \text{Var}[W] + \delta), \end{aligned} \quad (11)$$

where T is called the *test time*. That is, as is implied by (6), the attacker manages to deceive the controller ($\hat{\Theta}_k = 0$) if

$$\begin{aligned} \frac{1}{T} \left(\sum_{k=1}^L W_k^2 + \sum_{k=L+1}^T (\tilde{W}_k + (\hat{A} - a)V_k)^2 \right) \\ \in (\text{Var}[W] - \delta, \text{Var}[W] + \delta). \end{aligned}$$

Eq. (5) suggests that the false alarm probability of the variance test (11) is

$$P_{\text{FA}}^{a,T} = \mathbb{P}_a \left(\left| \frac{1}{T} \sum_{k=1}^T W_k^2 - \text{Var}[W] \right| \geq \delta \right).$$

By applying Chebyshev's inequality (see [42, Prob. 11.27]) and (2), we have

$$\begin{aligned} P_{\text{FA}}^{a,T} &\leq \frac{\text{Var}[W^2]}{\delta^2 T} \\ &= \frac{\mathbb{E}_{\mathbb{P}_a}[W^4] - \mathbb{E}_{\mathbb{P}_a}^2[W^2]}{\delta^2 T}. \end{aligned} \quad (12)$$

As a result, as $T \rightarrow \infty$, the probability of false alarm goes to zero. Hence, in this limit, we are left with the task of determining the behavior of the deception probability (8). We note that the asymptotic assumption $T \rightarrow \infty$ simplifies

the presentation of the results. Nonetheless, similar treatment can be done in the non-asymptotic case.

B. Bounds on the Deception Probability Under the Variance Test

In what follows, we assume that the power of the fictitious sensor reading signal V_k ,

$$\frac{1}{T} \sum_{k=L+1}^T V_k^2,$$

converges a.s. to a deterministic value $1/\beta$ as T tends to infinity for some positive real number β , namely,

$$\lim_{T \rightarrow \infty} \frac{1}{T} \sum_{k=L+1}^T V_k^2 = 1/\beta \quad \text{a.s. w.r.t. } \mathbb{P}_a \quad (13)$$

Remark 2. Assuming the control policy is memoryless, namely U_k is only dependent on Y_k , the process V_k is Markov for $k \geq L+1$. By further assuming that $L = o(T)$ and using the generalization of the law of large number for Markov processes [43], we deduce

$$\lim_{T \rightarrow \infty} \frac{1}{T} \sum_{k=L+1}^T V_k^2 \geq \text{Var}[W] \quad \text{a.s. w.r.t. } \mathbb{P}_a$$

Consequently, in this case we have $\beta \leq 1/\text{Var}[W]$. •

We now provide lower and upper bounds on the deception probability (8) of any linear two-phase AIA (4) where \hat{A} of (4) is constructed using any learning algorithm.

1) *Lower Bound:* To provide a lower bound on the deception probability $P_{\text{Dec}}^{a,T}$, we consider a specific estimate of \hat{A} at the conclusion of the first phase by the attacker, assuming a controller that uses the variance test (11). To that end, we use least-squares (LS) estimation due to its efficiency and amenability to recursive update over observed incremental data, which makes it the method of choice for many applications of real-time parametric identification of dynamical systems [37], [44]–[48]. The LS algorithm approximates the overdetermined system of equations

$$\hat{A}X_k \approx U_k,$$

by minimizing the Euclidean distance

$$\min_{\hat{A}} \left\| \hat{A}X_k - U_k \right\|.$$

to estimate (or “identify”) the plant, the solution to which is

$$\hat{A} = \frac{\sum_{k=1}^L -U_k X_k}{\sum_{k=1}^L X_k^2} \quad \text{a.s. w.r.t. } \mathbb{P}_a \quad (14)$$

Remark 3. Since we assumed W_k for all time k has a PDF, the probability that $X_k = 0$ is zero. Consequently, (14) is well-defined. •

Using LS estimation (14) achieves the following asymptotic deception probability.

Theorem 1. Consider any linear two-phase AIA (4) with fictitious-sensor reading power that satisfies (13) and a control policy $\{U_k\}$. Then, the asymptotic deception probability

when using the variance test (11) is bounded from below as

$$\begin{aligned} \lim_{T \rightarrow \infty} P_{\text{Dec}}^{a,T} &= \mathbb{P}_a \left(|\hat{A} - a| < \sqrt{\delta\beta} \right) \\ &\geq \mathbb{P}_a \left(\frac{\sum_{k=1}^L (aX_k + U_k)^2}{\sum_{k=1}^L X_k^2} < \delta\beta \right). \end{aligned}$$

Remark 4. Thm. 1 guarantees $P_{\text{Dec}}^{a,T} = 1$ for the choice $U_k = -aX_k$. An important consequence of this is that, for this choice, even without having any prior knowledge of the open-loop gain of the plant, the attacker can still carry a successful attack. •

2) *Upper Bound:* We derive an upper bound on the deception probability for the case of a uniformly distributed A over a symmetric interval $[-R, R]$. We assume the attacker knows the distribution of A (including the value of R), whereas the controller knows the true value of A (as before). Similar results can be obtained for other interval choices. We further note that this bound remains true for the scenario in which guarantees for the worst-case distribution need to be derived.

Theorem 2. Let A be distributed uniformly over $[-R, R]$ for some $R > 0$, and consider any control policy $\{U_k\}$ and any linear two-phase AIA (4) with fictitious-sensor reading power (13) that satisfies $\sqrt{\beta} \leq R$. Then, the asymptotic deception probability when using the variance test (11) is bounded from above as

$$\lim_{T \rightarrow \infty} P_{\text{Dec}}^T = \lim_{T \rightarrow \infty} \mathbb{P} \left(\hat{\Theta}_T = 0 \mid \Theta_T = 1 \right) \quad (15a)$$

$$= 1 - \frac{1}{2R} \int_{-R}^R \mathbb{P}_a \left(|\hat{A} - a| \geq \sqrt{\delta\beta} \right) da \quad (15b)$$

$$\leq \Lambda \triangleq \frac{I(A; Z_1^L) + 1}{\log(R/\sqrt{\delta\beta})}. \quad (15c)$$

In addition, if $A \rightarrow (X_k, Z_1^{k-1}) \rightarrow U_k$ is a Markov chain for all $k \in \{1, \dots, L\}$, then

$$\Lambda \leq \frac{\sum_{k=1}^L D \left(\mathbb{P}_{X_k|Z_1^{k-1}, A} \parallel \mathbb{Q}_{X_k|Z_1^{k-1}} \mid \mathbb{P}_{Z_1^{k-1}, A} \right) + 1}{\log(R/\sqrt{\delta\beta})} \quad (16)$$

for any sequence of probability measures $\{\mathbb{Q}_{X_k|Z_1^{k-1}}\}$, provided $\mathbb{P}_{X_k|Z_1^{k-1}} \ll \mathbb{Q}_{X_k|Z_1^{k-1}}$ for all $k \in \{1, \dots, L\}$.

Remark 5. The bound in (15c) implies that the deception probability decreases with R . This is consistent with the observation of Zames [49] (see also [47]) that SysID becomes harder as uncertainty about the open-loop gain of the plant increases; in our case, larger uncertainty interval R corresponds to worse estimation of the open-loop gain A by the attacker, which leads, in turn, to a decrease in the achievable deception probability by the attacker. •

Thm. 2 provides two upper bounds on the deception probability. The first of them (15) clearly shows that increasing the privacy of the open-loop gain A —manifested in the mutual information between A and the state-and-control trajectory Z_1^L during the exploration phase—reduces the deception probability. The second bound (16) allows freedom in choos-

ing the auxiliary probability measure $\mathbb{Q}_{X_k|Z_1^{k-1}}$, making it a rather useful bound. An important instance is that of an i.i.d. Gaussian plant disturbance sequence $W_k \sim \mathcal{N}(0, \sigma^2)$; by choosing $\mathbb{Q}_{X_k|Z_1^{k-1}} \sim \mathcal{N}(0, \sigma^2)$, for this case, for all $k \in \mathbb{N}$, we can rewrite the upper bound (16) in term of $\mathbb{E}_\Pi [(AX_{k-1} + U_{k-1})^2]$ as follows.

Corollary 1. *Under the assumptions of Thm. 2, if $A \rightarrow (X_k, Z_1^{k-1}) \rightarrow U_k$ is a Markov chain for all $k \in \{1, \dots, L\}$, and $W_k \sim \mathcal{N}(0, \sigma^2)$ is an i.i.d. Gaussian plant disturbance sequence, the following upper bound on the asymptotic deception probability holds:*

$$\lim_{T \rightarrow \infty} P_{\text{Dec}}^T \leq G(Z_1^T), \quad (17)$$

where

$$G(Z_1^T) \triangleq \frac{\frac{\log e}{2\sigma^2} \sum_{k=1}^L \mathbb{E}_\Pi [(AX_{k-1} + U_{k-1})^2] + 1}{\log(R/\sqrt{\delta\beta})}. \quad (18)$$

Remark 6. While the upper bound in (15c) is valid for all control policies, the upper bound in (16), and consequently also the one in (17), is only valid for control policies where $A \rightarrow (X_k, Z_1^{k-1}) \rightarrow U_k$ form a Markov chain for all $k \in \{1, \dots, L\}$. To demonstrate this, choose $U_k = -AX_k$ and evaluate the bounds in (15c) and (17). Clearly (18) is finite. On the other hand $I(A; Z_1^L)$ and hence also the upper bound in (15c), is infinite, since, given X_k and U_k , A can be fully determined. •

C. Watermarking

To increase the security of the system, at any time k , the controller can add an authentication (or watermarking) signal Γ_k to a unauthenticated control policy $\{\bar{U}_k | k \in \mathbb{N}\}$:

$$U_k = \bar{U}_k + \Gamma_k, \quad k \in \mathbb{N}. \quad (19)$$

We refer to such a control policy U_k as the *authenticated* control policy \bar{U}_k . We denote the states of the system that would be generated if only the unauthenticated control signal U_1^k were applied by \bar{X}_1^k , and the resulting trajectory—by $\bar{Z}_1^k \triangleq (\bar{X}_1^k, \bar{U}_1^k)$.

A “good” authentication signal entails little increase in the control cost (3) compared to its unauthenticated version while providing enhanced detection probability (8) and/or false alarm probability.

Remark 7. In both the replay-attack [29] and the statistical-duplicate [35] models no access to the control signal U_k by the attacker was allowed. Thus, to improve the detection probability of the controller in case of an attack, one could add an authentication/watermarking signal, which facilitated the controller with identify abnormalities by correlating the input watermarking signal with its contribution to the sensor reading. Yet, since in the statistical-duplicate setting *full system knowledge* at the attacker was assumed, if the attacker has the access to the control signal it could easily simulate the contribution of the any inscribed watermarking signal to the sequence of fictitious sensor readings. In contrast, in the replay-attack setting, *no system knowledge* is assumed rendering any knowledge of the control signal useless, unless learning the plant dynamics is invoked (and brings it to

the realm of our work); the latter however takes away from the appeal of this technique which is owes it to its simplicity. Indeed, in our setup the attacker has full access to the control signal. However, in contrast to the statistical-duplicate setting, it cannot perfectly simulate the effect of the control signal as it lacks knowledge of the open-loop gain. Thus, the watermarking signal here is used for a different purpose—to impede the learning process of the attacker. •

At first glance, one may envisage that superimposing any watermarking signal Γ_k on top of the control policy $\{\bar{U}_k | k \in \mathbb{N}\}$ would necessarily enhance the detectability of an attack since the effective observations of the attacker are in this case noisier. However, it turns out that injecting a strong noise may in fact speed up the learning process as it improves the power of the signal magnified by the open-loop gains with respect to the observed noise [50].

The following corollary proposes a class of watermarking signals that provide better guarantees on the deception probability P_{Dec}^T .

Corollary 2. *Under the assumptions of Corollary 1, for any control policy $\{\bar{U}_k | k \in \mathbb{N}\}$ with trajectory $\bar{Z}_1^k = (\bar{X}_1^k, \bar{U}_1^k)$ and its corresponding authenticated control policy U_1^k (19) with trajectory $Z_1^k = (X_1^k, U_1^k)$, the following majorization holds:*

$$G(Z_1^T) < G(\bar{Z}_1^T),$$

if for all $k \in \{1, \dots, L\}$

$$\mathbb{E}_\Pi [\Psi_{k-1}^2 + 2\Psi_{k-1}(A\bar{X}_{k-1} + \bar{U}_{k-1})] < 0, \quad (20)$$

where G is defined in (18), and $\Psi_{k-1} \triangleq \sum_{j=1}^{k-1} A^{k-1-j} \Gamma_j$.

IV. SIMULATION

In this section, we compare the empirical performance of the variance-test algorithm with the developed bounds in this work as well as the replay attack.

At every time T , the controller tests the empirical variance for abnormalities over a detection window of size $T' \leq T$, $[T - T' + 1, T]$, with a confidence interval $2\delta > 0$ around the expected variance (11). When $T' = T$ the statistical test used in the simulation, the hijack indicator Θ_T , and its estimate $\hat{\Theta}_T$ at the controller become equivalent to the definitions of the variance test in (11), the hijack indicator in (7), and the estimate of the latter of Sec. II-D, respectively.

We use the following parameters for the simulation: $\delta = 0.1$, and $T = 800$, the open-loop gain of the plant (1) is $a = 1.2$, the entries of the plant disturbance sequence $\{W_k\}$ are i.i.d. standard Gaussian. The applied control policy is $U_k = -0.85aX_k$. The length of exploration phase, for both the replay attack and the AIA, is $L = 80$. We use the LS algorithm (14) of Sec. III-B.1 to construct \hat{A} .

Fig. 2 demonstrates the weakness of the replay attack once the controller uses a sufficiently large detection window, even in the absence of watermarking.

In contrast, when no attack is cast on the system, the alarm rate becomes the false alarm rate and is also depicted in Fig. 2. Clearly, the false alarm probability is high for

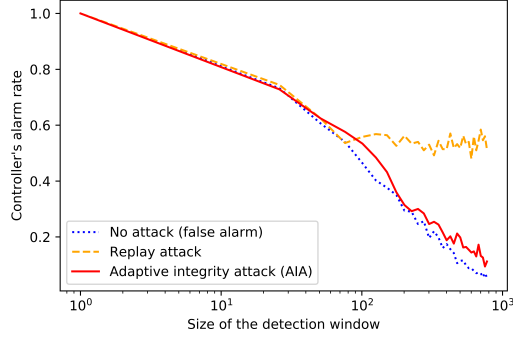


Fig. 2: The alarm rate versus the size of the detection window under a variance test with a confidence interval of $2\delta = 0.2$. A semi-logarithmic scale for the detection window size T' is used. The control input is chosen to be $U_k = -0.85aY_k$ for all $1 \leq k \leq 800$, $a = 1.2$, and $\{W_k\}$ is an i.i.d. standard Gaussian sequence. The three curves correspond to three different scenarios: no attack is carried—in this case, the alarm rate becomes the false alarm rate; replay attack with a recording length of $L = 80$; AIA with an exploration phase of length $L = 80$.

small detection windows and decays to zero as the detection window become large, with agreement with (12).

In our second simulation, depicted in Fig. 3, we evaluate the detection rate as a function of the power of a watermarking signal. To that end, we fix the detection window to be $T' = 800$, which guarantees a negligible false alarm probability, and use Gaussian i.i.d. zero-mean watermarks $\{\Gamma_k\}$ as in (19) with different power.

V. CONCLUSIONS

We studied attacks on cyber-physical systems which consist of exploration and exploitation phases, where the attacker first explores the dynamic of the plant, after which it hijacks the system by playing a fictitious sensor reading to the controller/detector while and feeding a detrimental control input to the plant. Future research will address the setting of authentication systems in which both the attacker and the controller do not know the dynamic of the plant. To that end, one needs to generate watermarking signals that simultaneously facilitate the learning of the controller and hinder the learning of the attacker.

ACKNOWLEDGMENT

This research was partially supported by NSF award CNS-1446891. This work has received funding from the European Union's Horizon 2020 research and innovation programme under the Marie Skłodowska-Curie grant agreement No 708932. This work was done, in part, while A. Khina was visiting the Simons Institute for the Theory of Computing.

REFERENCES

[1] K.-D. Kim and P. R. Kumar, "Cyber-physical systems: A perspective at the centennial," *Proceedings of the IEEE*, vol. 100, no. Special Centennial Issue, pp. 1287–1308, 2012.

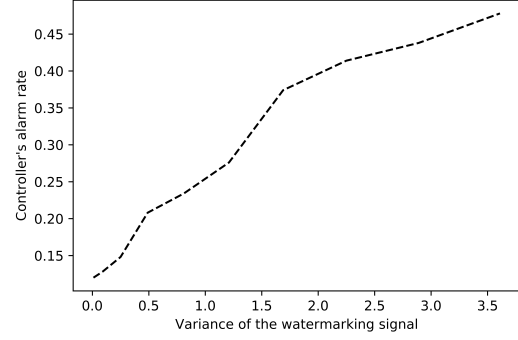


Fig. 3: Alarm rate as a function of the watermarking signal power P under a variance test with a confidence interval of $2\delta = 0.2$. The control input is equal to $U_k = -0.85aY_k + \Gamma_k$ for all $1 \leq k \leq 800$, where $\{\Gamma_k\}$ is an i.i.d. zero-mean Gaussian sequences whose power is shown on the x-axis. $\{W_k\}$ is an i.i.d. standard Gaussian sequence. The attack is assumed to be AIA with an exploration phase of length $L = 80$, and the detection window size equals $T' = T = 800$.

[2] A. A. Cardenas, S. Amin, and S. Sastry, "Secure control: Towards survivable cyber-physical systems," *System*, vol. 1, no. a2, p. a3, 2008.

[3] H. Sandberg, S. Amin, and K. H. Johansson, "Cyberphysical security in networked control systems: An introduction to the issue," *IEEE Control Systems*, vol. 35, no. 1, pp. 20–23, 2015.

[4] Y. Mo, T. H.-J. Kim, K. Brancik, D. Dickinson, H. Lee, A. Perrig, and B. Sinopoli, "Cyber-physical security of a smart grid infrastructure," *Proceedings of the IEEE*, vol. 100, no. 1, pp. 195–209, 2012.

[5] Y. Y. Haimes, "Risk of terrorism to cyber-physical and organizational-societal infrastructures," *Public Works Management & Policy*, vol. 6, no. 4, pp. 231–240, 2002.

[6] A. S. Brown, "SCADA vs. the hackers," *Mechanical Engineering*, vol. 124, no. 12, p. 37, 2002.

[7] S. Checkoway, D. McCoy, B. Kantor, D. Anderson, H. Shacham, S. Savage, K. Koscher, A. Czeskis, F. Roesner, T. Kohno *et al.*, "Comprehensive experimental analyses of automotive attack surfaces," in *USENIX Security Symposium*. San Francisco, 2011, pp. 77–92.

[8] K. Koscher, A. Czeskis, F. Roesner, S. Patel, T. Kohno, S. Checkoway, D. McCoy, B. Kantor, D. Anderson, H. Shacham *et al.*, "Experimental security analysis of a modern automobile," in *Security and Privacy (SP), 2010 IEEE Symposium on*. IEEE, 2010, pp. 447–462.

[9] J. Slay and M. Miller, "Lessons learned from the maroochy water breach," in *International Conference on Critical Infrastructure Protection*. Springer, 2007, pp. 73–82.

[10] G. Liang, S. R. Weller, J. Zhao, F. Luo, and Z. Y. Dong, "The 2015 ukraine blackout: Implications for false data injection attacks," *IEEE Transactions on Power Systems*, vol. 32, no. 4, pp. 3317–3318, 2017.

[11] R. M. Lee, M. J. Assante, and T. Conway, "German steel mill cyber attack," *Industrial Control Systems*, vol. 30, p. 62, 2014.

[12] D. P. Fidler, "Was stuxnet an act of war? decoding a cyberattack," *IEEE Security & Privacy*, vol. 9, no. 4, pp. 56–59, 2011.

[13] R. Langner, "Stuxnet: Dissecting a cyberwarfare weapon," *IEEE Security & Privacy*, vol. 9, no. 3, pp. 49–51, 2011.

[14] T. Chen and S. Abu-Nimeh, "Lessons from stuxnet," *Computer*, vol. 44, no. 4, pp. 91–93, 2011.

[15] N. Falliere, L. O. Murchu, and E. Chien, "W32. stuxnet dossier," *White paper, Symantec Corp., Security Response*, vol. 5, no. 6, p. 29, 2011.

[16] G. McDonald, L. O. Murchu, S. Doherty, and E. Chien, "Stuxnet 0.5: The missing link," *Symantec Report*, 2013.

[17] S. Amin, A. A. Cardenas, and S. S. Sastry, "Safe and secure networked control systems under denial-of-service attacks," in *International Workshop on Hybrid Systems: Computation and Control*. Springer, 2009, pp. 31–45.

[18] A. Cetinkaya, H. Ishii, and T. Hayakawa, "Networked control under random and malicious packet losses," *IEEE Transactions on Automatic Control*, vol. 62, no. 5, pp. 2434–2449, 2017.

- [19] V. Dolk, P. Tesi, C. De Persis, and W. Heemels, "Event-triggered control systems under denial-of-service attacks," *IEEE Transactions on Control of Network Systems*, vol. 4, no. 1, pp. 93–105, 2017.
- [20] F. Pasqualetti, F. Dörfler, and F. Bullo, "Attack detection and identification in cyber-physical systems," *IEEE Transactions on Automatic Control*, vol. 58, no. 11, pp. 2715–2729, 2013.
- [21] C.-Z. Bai, F. Pasqualetti, and V. Gupta, "Data-injection attacks in stochastic control systems: Detectability and performance tradeoffs," *Automatica*, vol. 82, pp. 251–260, 2017.
- [22] H. Fawzi, P. Tabuada, and S. Diggavi, "Secure estimation and control for cyber-physical systems under adversarial attacks," *IEEE Transactions on Automatic Control*, vol. 59, no. 6, pp. 1454–1467, 2014.
- [23] Y. Mo, E. Garone, A. Casavola, and B. Sinopoli, "False data injection attacks against state estimation in wireless sensor networks," in *Decision and Control (CDC), 2010 49th IEEE Conference on*. IEEE, 2010, pp. 5967–5972.
- [24] Y. Shoukry, P. Martin, Y. Yona, S. Diggavi, and M. Srivastava, "Pycra: Physical challenge-response authentication for active sensors under spoofing attacks," in *Proceedings of the 22nd ACM SIGSAC Conference on Computer and Communications Security*. ACM, 2015, pp. 1004–1015.
- [25] Y. Shoukry, M. Chong, M. Wakaiki, P. Nuzzo, A. Sangiovanni-Vincentelli, S. A. Seshia, J. P. Hespanha, and P. Tabuada, "Smt-based observer design for cyber-physical systems under sensor attacks," *ACM Transactions on Cyber-Physical Systems*, vol. 2, no. 1, p. 5, 2018.
- [26] N. Bezzo, J. Weimer, M. Pajic, O. Sokolsky, G. J. Pappas, and I. Lee, "Attack resilient state estimation for autonomous robotic systems," in *Intelligent Robots and Systems (IROS 2014), 2014 IEEE/RSJ International Conference on*. IEEE, 2014, pp. 3692–3698.
- [27] N. Asokan, V. Niemi, and K. Nyberg, "Man-in-the-middle in tunnelled authentication protocols," in *International Workshop on Security Protocols*. Springer, 2003, pp. 28–41.
- [28] Y. Mo and B. Sinopoli, "Secure control against replay attacks," in *Communication, Control, and Computing, 2009. Allerton 2009. 47th Annual Allerton Conference on*. IEEE, 2009, pp. 911–918.
- [29] Y. Mo, R. Chabukswar, and B. Sinopoli, "Detecting integrity attacks on SCADA systems," *IEEE Transactions on Control Systems Technology*, vol. 22, no. 4, pp. 1396–1407, 2014.
- [30] Y. Mo, S. Weerakkody, and B. Sinopoli, "Physical authentication of control systems: designing watermarked control inputs to detect counterfeit sensor outputs," *IEEE Control Systems*, vol. 35, no. 1, pp. 93–109, 2015.
- [31] R. Langner, "To kill a centrifuge: A technical analysis of what Stuxnet's creators tried to achieve," 2013.
- [32] M. Zhu and S. Martínez, "On the performance analysis of resilient networked control systems under replay attacks," *IEEE Transactions on Automatic Control*, vol. 59, no. 3, pp. 804–808, 2014.
- [33] F. Miao, M. Pajic, and G. J. Pappas, "Stochastic game approach for replay attack detection," in *Decision and control (CDC), 2013 IEEE 52nd annual conference on*. IEEE, 2013, pp. 1854–1859.
- [34] M. Zhu and S. Martínez, "On distributed constrained formation control in operator–vehicle adversarial networks," *Automatica*, vol. 49, no. 12, pp. 3571–3582, 2013.
- [35] B. Sathidhanandan and P. R. Kumar, "Dynamic watermarking: Active defense of networked cyber-physical systems," *Proceedings of the IEEE*, vol. 105, no. 2, pp. 219–240, 2017.
- [36] W.-H. Ko, B. Sathidhanandan, and P. Kumar, "Theory and implementation of dynamic watermarking for cybersecurity of advanced transportation systems," in *Communications and Network Security (CNS), 2016 IEEE Conference on*. IEEE, 2016, pp. 416–420.
- [37] K. J. Åström and B. Wittenmark, *Adaptive control*. Courier Corporation, 2013.
- [38] R. S. Sutton and A. G. Barto, *Reinforcement learning: An introduction*. MIT press Cambridge, 1998, vol. 1, no. 1.
- [39] P. Auer, N. Cesa-Bianchi, Y. Freund, and R. E. Schapire, "Gambling in a rigged casino: The adversarial multi-armed bandit problem," in *Foundations of Computer Science, 1995. Proceedings., 36th Annual Symposium on*. IEEE, 1995, pp. 322–331.
- [40] D. Liberzon, *Calculus of variations and optimal control theory: a concise introduction*. Princeton University Press, 2011.
- [41] Y. Mo, R. Chabukswar, and B. Sinopoli, "Detecting integrity attacks on SCADA systems," *IEEE Transactions on Control Systems Technology*, vol. 22, no. 4, pp. 1396–1407, 2014.
- [42] E. L. Lehmann and J. P. Romano, *Testing statistical hypotheses*, 3rd ed. New York, NY: Springer Science & Business Media Inc., 2005.
- [43] D. Marelli and M. Fu, "Ergodic properties for multirate linear systems," *IEEE transactions on signal processing*, vol. 55, no. 2, pp. 461–473, 2007.
- [44] H. W. Sorenson, "Least-squares estimation: from Gauss to Kalman," *IEEE spectrum*, vol. 7, no. 7, pp. 63–68, 1970.
- [45] L. Ljung, "Consistency of the least-squares identification method," *IEEE Transactions on Automatic Control*, vol. 21, no. 5, pp. 779–781, 1976.
- [46] T. L. Lai and C. Z. Wei, "Least squares estimates in stochastic regression models with applications to identification and control of dynamic systems," *The Annals of Statistics*, pp. 154–166, 1982.
- [47] M. Raginsky, "Divergence-based characterization of fundamental limitations of adaptive dynamical systems," in *Communication, Control, and Computing (Allerton), 2010 48th Annual Allerton Conference on*. IEEE, 2010, pp. 107–114.
- [48] S. Shalev-Shwartz and S. Ben-David, *Understanding machine learning: From theory to algorithms*. Cambridge university press, 2014.
- [49] G. Zames, "Adaptive control: Towards a complexity-based general theory," *Automatica*, vol. 34, no. 10, pp. 1161–1167, 1998.
- [50] K. J. Åström and P. Eykhoff, "System identification-a survey," *Automatica*, vol. 7, no. 2, pp. 123–162, 1971.
- [51] R. Durrett, *Probability: theory and examples*. Cambridge university press, 2010.
- [52] J. C. Duchi and M. J. Wainwright, "Distance-based and continuum fano inequalities with applications to statistical estimation," *arXiv preprint arXiv:1311.2669*, 2013.
- [53] Y. Yang and A. Barron, "Information-theoretic determination of minimax rates of convergence," *Annals of Statistics*, pp. 1564–1599, 1999.

APPENDIX

A. Proof of Theorem 1

We break the proof of Thm. 1 into several lemmas that are stated and proved next.

In the case of linear two-phase attacks, in the limit of $T \rightarrow \infty$, the empirical variance, which is used in the variance test (11), can be expressed in terms of the estimation error of the open-loop gain as follows.

Lemma 1. *Consider any linear two-phase attack (4) with fictitious-sensor reading power that satisfies (13) and some control policy $\{U_k\}$. Then, the variance test (11) reduces to*

$$\lim_{T \rightarrow \infty} \frac{1}{T} \sum_{k=1}^T (Y_{k+1} - aY_k - U_k(Y_1^k))^2 = \text{Var}[W] + \frac{(\hat{A} - a)^2}{\beta} \quad \text{a.s. w.r.t. } \mathbb{P}_a$$

in the limit of $T \rightarrow \infty$.

Proof. Since the exploration phase of a linear two-phase attack starts at time $k = L + 1$, using (1) and (6) we have

$$\begin{aligned} & \frac{1}{T} \sum_{k=1}^T (Y_{k+1} - aY_k - U_k(Y_1^k))^2 \\ &= \frac{1}{T} \left(\sum_{k=1}^L W_k^2 + \sum_{k=L+1}^T (\tilde{W}_k + (\hat{A} - a)V_k)^2 \right) \end{aligned} \quad (21a)$$

$$\begin{aligned} &= \frac{1}{T} \left(\sum_{k=1}^L W_k^2 + \sum_{k=L+1}^T \tilde{W}_k^2 \right) \\ &+ \frac{(\hat{A} - a)^2}{T} \sum_{k=L+1}^T V_k^2 + \frac{2(\hat{A} - a)}{T} \sum_{k=L+1}^T \tilde{W}_k V_k. \end{aligned} \quad (21b)$$

Using [46, Lemma2, part iii] the last term in (21b) reduces to

$$\sum_{k=L+1}^T \tilde{W}_k V_k = o\left(\sum_{k=L+1}^T \tilde{W}_k^2\right) + O(1) \quad \text{a.s.}$$

in the limit $T \rightarrow \infty$.

Note further that

$$\lim_{T \rightarrow \infty} \frac{1}{T} \left(\sum_{k=1}^L W_k^2 + \sum_{k=L+1}^T \tilde{W}_k^2 \right) = \text{Var}[W] \quad \text{a.s.} \quad (22)$$

by the strong law of large numbers [51].

Substituting (13) (21), and (22) in (21) and taking T to infinity concludes the proof of the lemma. \square

Lemma 2. *Consider any linear two-phase attack (4) with fictitious-sensor reading power that satisfies (13) and a control policy $\{U_k\}$. Then, the asymptotic deception probability, under the variance test (11), is equal to*

$$\lim_{T \rightarrow \infty} P_{\text{Dec}}^{a,T} = \mathbb{P}_a \left(|\hat{A} - a| < \sqrt{\delta\beta} \right).$$

Proof. Under the variance test,

$$\lim_{T \rightarrow \infty} P_{\text{Dec}}^{a,T} = \lim_{T \rightarrow \infty} \mathbb{E}_{\mathbb{P}_a} [\mathbb{1}_T],$$

where $\mathbb{1}_T$ is one if (11) occurs and zero otherwise. Using the dominated convergence theorem [51] and Lem. 1, we deduce

$$\lim_{T \rightarrow \infty} P_{\text{Dec}}^{a,T} = \mathbb{E}_{\mathbb{P}_a} [\mathbb{1}'_T],$$

where $\mathbb{1}'_T$ is one if

$$\text{Var}[W] + \frac{(\hat{A} - a)^2}{\beta} \in (\text{Var}[W] - \delta, \text{Var}[W] + \delta)$$

and zero otherwise. Consequently,

$$\lim_{T \rightarrow \infty} P_{\text{Dec}}^{a,T} = \mathbb{P}_a \left((\hat{A} - a)^2 \in (-\delta\beta, \delta\beta) \right),$$

and the result follows. \square

The following lemma establishes an upper bound on the squared estimation error $(\hat{A} - a)^2$ in terms of the state and disturbance sequences of plant, when \hat{A} is constructed using LS estimation (14).

Lemma 3. *If the attacker constructs \hat{A} using LS estimation (14), then*

$$(\hat{A} - a)^2 \leq \frac{\sum_{k=1}^L (X_{k+1} - W_k)^2}{\sum_{k=1}^L X_k^2} \quad \text{a.s. w.r.t. } \mathbb{P}_a$$

Proof. This proof essentially follows from [47, Lemma 1] for our scalar plant (1). As mentioned before, since W_k for all time k has a PDF the probability that $X_k = 0$ is zero. This allows us, in turn, to define the random variables $S_k = U_k/X_k$ almost surely for all k . Thus, we have

$$a - \hat{A} = \frac{\sum_{k=1}^L (a - S_k) X_k^2}{\sum_{k=1}^L X_k^2} \quad \text{a.s. w.r.t. } \mathbb{P}_a$$

By further applying the Cauchy-Schwarz inequality, we

deduce

$$(a - \hat{A})^2 \leq \frac{\sum_{k=1}^L ((a - S_k) X_k)^2}{\sum_{k=1}^L X_k^2} \frac{\sum_{k=1}^L X_k^2}{\sum_{k=1}^L X_k^2} \quad \text{a.s.} \quad (23)$$

Finally, by noting that $(a - S_k) X_k = a X_k - U_k = X_{k+1} - W_k$ and substituting it in (23) concludes the proof. \square

The proof of Thm. 1 now follows by combining the results of Lemmata 2 and 3, and noting that $X_{k+1} - W_k = a X_k + U_k$.

B. Proof of Theorem 2

We start by proving (15). Since the attacker observed the plant state and control input during the exploration phase which lasts L time steps, and since $A \rightarrow (X_1^L, U_1^L) \rightarrow \hat{A}$ constitutes a Markov chain, using the continuous domain version of Fano's inequality [52, Prop. 2], we have

$$\inf_{\hat{A}} \Pi \left(|A - \hat{A}| \geq \sqrt{\delta\beta} \right) \geq 1 - \frac{I(A; Z_1^L) + 1}{\log \frac{R}{\sqrt{\delta\beta}}}, \quad (24)$$

whenever $\sqrt{\delta\beta} \leq R$.

Using (9) and Lem. 2 we deduce

$$\lim_{T \rightarrow \infty} P_{\text{Det}}^{a,T} = \mathbb{P}_a \left(|\hat{A} - a| \geq \sqrt{\delta\beta} \right).$$

Consequently, using (10) and the dominated convergence theorem [51] it follows that

$$\begin{aligned} \lim_{T \rightarrow \infty} \Pi \left(\hat{\Theta}_T = 1 \mid \Theta_T = 1 \right) &= \\ \frac{1}{2R} \int_{-R}^R \mathbb{P}_a \left(|\hat{A} - a| \geq \sqrt{\delta\beta} \right) da &= \\ = \Pi(|A - \hat{A}| \geq \sqrt{\delta\beta}). \end{aligned}$$

By further applying (24), we obtain

$$\lim_{T \rightarrow \infty} \Pi \left(\hat{\Theta}_T = 1 \mid \Theta_T = 1 \right) \geq 1 - \frac{I(A; Z_1^L) + 1}{\log(R/\sqrt{\delta\beta})},$$

which proves (15) by recalling (9).

To prove (16), we further bound $I(A; Z_1^L)$ from above via KL divergence manipulations; similar arguments have been previously used, e.g., in [53]. The proof of the following lemma follows the arguments of [47], and is detailed here for completeness.

Lemma 4. *Assume the following Markov chain $A \rightarrow (X_k, Z_1^{k-1}) \rightarrow U_k$ all $k \in \{1, \dots, L\}$. Let $\left\{ \mathbb{Q}_{X_k|Z_1^{k-1}} \right\}$ be a sequence of probability measures satisfying $\Pi_{X_k|Z_1^{k-1}} \ll \mathbb{Q}_{X_k|Z_1^{k-1}}$ for all k . Then, for all k , we have*

$$\begin{aligned} I(A; Z_1^k) &= \sum_{k=1}^L I(A; X_k | Z_1^{k-1}) \\ &\leq \sum_{k=1}^L D \left(\Pi_{X_k|Z_1^{k-1}, A} \parallel \mathbb{Q}_{X_k|Z_1^{k-1}} \mid \Pi_{Z_1^{k-1}, A} \right). \end{aligned}$$

Proof. We start by applying the chain rule for mutual infor-

mations to $I(A; Z_1^L)$ as follows.

$$I(A; Z_1^L) = \sum_{k=1}^L I(A; Z_k | Z_1^{k-1}). \quad (25)$$

We next bound $I(A; Z_k | Z_1^{k-1})$ from above.

$$I(A; Z_k | Z_1^{k-1}) = I(A; X_k, U_k | Z_1^{k-1}) \quad (26a)$$

$$= I(A; X_k | Z_1^{k-1}) \quad (26b)$$

$$= D(\Pi_{X_k | Z_1^{k-1}, A} \| \Pi_{X_k | Z_1^{k-1}} | \Pi_{Z_1^{k-1}, A}) \quad (26c)$$

$$= \mathbb{E}_\Pi \left[\log \frac{d\Pi_{X_k | Z_1^{k-1}, A}}{d\Pi_{X_k | Z_1^{k-1}}} \right] \quad (26d)$$

$$= \mathbb{E}_\Pi \left[\log \frac{d\Pi_{X_k | Z_1^{k-1}, A}}{d\mathbb{Q}_{X_k | Z_1^{k-1}}} \right] - \mathbb{E}_\Pi \left[\log \frac{d\Pi_{X_k | Z_1^{k-1}}}{d\mathbb{Q}_{X_k | Z_1^{k-1}}} \right] \quad (26e)$$

$$\leq D(\Pi_{X_k | Z_1^{k-1}, A} \| \mathbb{Q}_{X_k | Z_1^{k-1}} | \Pi_{Z_1^{k-1}, A}), \quad (26f)$$

where we substitute the definition of $Z_k \triangleq (X_k, U_k)$ to arrive at (26a), (26b) follows from the chain rule for mutual informations and the Markovity assumption $A \rightarrow (X_k, Z_1^{k-1}) \rightarrow U_k$, we use the definition of the conditional mutual information in terms of the conditional KL divergence (recall Sec. I-A) to attain (26c) and (26d), the manipulation in (26e) is valid due to the condition $\Pi_{X_k | Z_1^{k-1}} \ll \mathbb{Q}_{X_k | Z_1^{k-1}}$ in the setup of the lemma, and (26f) follows from the non-negativity property of the KL divergence.

Substituting (26) in (25) concludes the proof. \square

Applying the bound of Lem. 4 to the first bound of the theorem (15) proves the second bound of the theorem.

C. Proof of Corollary 1

Set $\mathbb{Q}_{X_k | Z_1^{k-1}} \sim \mathcal{N}(0, \sigma^2)$. Then, $\Pi_{X_k | Z_1^{k-1}, A} = \mathcal{N}(AX_{k-1} + U_{k-1}, \sigma^2)$, and hence the measure domination condition $\Pi_{X_k | Z_1^{k-1}} \ll \mathbb{Q}_{X_k | Z_1^{k-1}}$ holds.

$$\begin{aligned} D(\Pi_{X_k | Z_1^{k-1}, A} \| \mathbb{Q}_{X_k | Z_1^{k-1}} | \Pi_{Z_1^{k-1}, A}) \\ = \mathbb{E}_\Pi [D(\mathcal{N}(AX_{k-1} + U_{k-1}, \sigma^2) \| \mathcal{N}(0, \sigma^2))] \\ = \frac{\log e}{2\sigma^2} \mathbb{E}_\Pi [(AX_{k-1} + U_{k-1})^2]. \end{aligned} \quad (27)$$

The result follows by combining (16) and (27).

D. Proof of Corollary 2.

Using (1) and (19), we can rewrite \bar{X}_k and X_k explicitly as follows

$$\begin{aligned} \bar{X}_k &= A^k X_0 + \sum_{j=1}^{k-1} A^{k-1-j} (\bar{U}_j + W_j), \\ X_k &= A^k X_0 + \sum_{j=1}^{k-1} A^{k-1-j} (U_j + W_j) \\ &= A^k X_0 + \sum_{j=1}^{k-1} A^{k-1-j} (\bar{U}_j + \Gamma_j + W_j) \\ &= \bar{X}_k + \Psi_{k-1}. \end{aligned}$$

Thus, the following relation holds:

$$AX_{k-1} + U_{k-1} = A\bar{X}_{k-1} + \bar{U}_{k-1} + \Psi_{k-1}. \quad (28)$$

By comparing

$$G(\bar{Z}_1^T) \triangleq \frac{\frac{\log e}{2\sigma^2} \sum_{k=1}^L \mathbb{E}_\Pi [(A\bar{X}_{k-1} + \bar{U}_{k-1})^2] + 1}{\log(R/\sqrt{\delta\beta})},$$

with

$$G(Z_1^T) = \frac{\frac{\log e}{2\sigma^2} \sum_{k=1}^L \mathbb{E}_\Pi [(AX_{k-1} + \bar{U}_{k-1} + \Psi_{k-1})^2] + 1}{\log(R/\sqrt{\delta\beta})}.$$

in which we have utilized (28), and provided (20), we arrive at $G(\bar{Z}_1^T) > G(Z_1^T)$.