

Scale dependence of energy transfer in turbulent plasma

Yan Yang,^{1,2} Minping Wan,^{1,*} William H. Matthaeus,³ Luca Sorriso-Valvo,⁴

Tulasi N. Parashar,³ Quanming Lu,² Yipeng Shi,⁵ and Shiyi Chen¹

¹*Southern University of Science and Technology,*

Shenzhen, Guangdong 518055, China

²*University of Science and Technology of China, Hefei, Anhui 230026, China*

³*University of Delaware, Newark, DE 19716, USA*

⁴*Nanotec/CNR, Sede di Cosenza, Ponte P. Bucci, Cubo 31C, 87036 Rende, Italy*

⁵*Peking University, Beijing 100871, China*

Abstract

In the context of space and astrophysical plasma turbulence and particle heating, several vocabularies emerge for estimating turbulent energy dissipation rate, including Kolmogorov-Yaglom third-order law and, in its various forms, $\mathbf{j} \cdot \mathbf{E}$ (work done by the electromagnetic field on particles), and $-(\mathbf{P} \cdot \nabla) \cdot \mathbf{u}$ (pressure-strain interaction), to name a couple. It is now understood that these energy transfer channels, to some extent, are correlated with coherent structures. In particular, we find that different energy dissipation proxies, although not point-wise correlated, are concentrated in proximity to each other, for which they decorrelate in a few d_i (s). However, the energy dissipation proxies dominate at different scales. For example, there is an inertial range over which the third-order law is meaningful. Contributions from scale bands stemming from scale-dependent spatial filtering show that, the energy exchange through $\mathbf{j} \cdot \mathbf{E}$ mainly results from large scales, while the energy conversion from fluid flow to internal through $-(\mathbf{P} \cdot \nabla) \cdot \mathbf{u}$ dominates at small scales.

* wanmp@sustc.edu.cn

I. INTRODUCTION

Energy dissipation mechanism for weakly collisional or collisionless plasma is of principal importance for addressing long-standing puzzles like the acceleration of energetic particles, and related questions that arise in space and astrophysical applications such as the solar wind. Depending on the plasma conditions, different dissipative mechanisms like wave-particle interactions [1–8] and heating by coherent structures and reconnections [9–15], might be dominant at kinetic scales. This question is inherently related to an open debate as to whether the fluctuations in the solar wind are interacting waves, nonlinearly evolving turbulence, or their mutual competition, each having its adherents [6, 16–24]. Here we focus on well-defined quantitative parameters that describe collisionless dissipation without being sidetracked by these controversies.

While at small scales kinetic processes must be considered, MHD model remains a credible approximation for a kinetic plasma at scales large enough to be well separated from kinetic effects. Therefore instead of studying specific mechanisms at kinetic scales, one can invoke the classical turbulence theory at MHD scales. A standard turbulence scenario inherited from hydrodynamics displays an energy cascade process over the MHD inertial range. In MHD, the energy cascade within the inertial range satisfies the Politano-Pouquet law [25], that describes the scaling law of the mixed third-order moment of Elsasser fields increments. Under suitable assumptions (i.e., isotropy, homogeneity, time stationarity, and incompressibility), the third order law follows a linear scaling relation with scale separation and is proportional to mean energy dissipation rate. The Politano-Pouquet law has been examined in the solar wind [26–31] and in numerical simulations [32, 33]. A number of studies have also taken into account corrections from anisotropy [34–38], compressibility [39–46], solar wind shear [36, 37] and expansion [47, 48] and Hall effect [49–51], to name a few. More recently, Bandyopadhyay *et al.* [52] found that the standard Kolmogorov cascade may be operative at a diminished intensity even in the kinetic scales, as an ingredient of a complex cascade accommodating kinetic effects. We avoid all such complications here in an effort to elucidate possible correlations amongst several basic estimations of energy dissipation rate (energy dissipation proxies).

“Dissipation” in this paper simply refers to the increase in internal energy of distribution functions. This increase in internal energy is eventually “thermalized” by infrequent colli-

sions but this irreversibility is not our focus here. The work done by the electromagnetic field on particles, $\mathbf{j} \cdot \mathbf{E}$ [53–60], although not strictly irreversible dissipation, is the necessary energy supply from electromagnetic fields that ultimately goes into the internal energy reservoir. It is therefore customary to deem $\mathbf{j} \cdot \mathbf{E}$ as a dissipation proxy, which is highly localized in association with current sheets [53–55, 57]. A basic question, however, is what fraction of the electromagnetic energy released through $\mathbf{j} \cdot \mathbf{E}$ ends up as ion and electron random motion as opposed to fluid flow. To this end, Yang *et al.* [61, 62] proposed recently that the interaction between pressure tensor and strain tensor, $-(\mathbf{P} \cdot \nabla) \cdot \mathbf{u}$, is responsible for the generation of plasma internal energy. This idea can be traced back to early works by Braginskii [63], which is generalized into the kinetic realm of collisionless systems by Del Sarto *et al.* [64, 65] as well. More recently, there is growing evidence that elucidates the role of pressure-strain interaction using numerical simulations [66] and observations [67].

The work done so far has not specifically emphasized the associations and differences that exist among these dissipation proxies, yet simulations and observations indicate that each of them plays an important role in the heating process. Here we seek to describe their correlations. To take it further, they might differ from each other in many ways as well. We adopt a narrow tack here, inquiring at what scales the different proxies dominate, thus providing more detail concerning energy transfer from macroscopic fluid scales to kinetic scales.

II. SIMULATION DETAILS

Here we employ a fully kinetic simulation by P3D [68] in 2.5D geometry (three components of dependent field vectors and a two-dimensional spatial grid). Number density is normalized to a reference number density n_r (=1 in this simulation), mass to proton mass m_i (=1 in this simulation), charge to proton charge q_i , and magnetic field to a reference B_r (=1 in this run). Length is normalized to the ion inertial length d_i , time to the ion cyclotron time Ω_i^{-1} , velocity to the reference Alfvén speed $v_{Ar} = B_r / (4\pi m_i n_r)^{1/2}$, and temperature to $T_r = m_i v_{Ar}^2$. The simulation was performed in a periodic domain, whose size is $L = 149.5648 d_i$, with 4096^2 grid points and 3200 particles of each species per cell ($\sim 107 \times 10^9$ total particles). The ion to electron mass ratio is $m_i/m_e = 25$, and the speed of light in the simulation is $c = 15 v_{Ar}$. Although small mass ratio and low speed of light might introduce some unrealistic effects,

they are necessary compromises to attain large simulated system size L/d_i , and reasonably large particle number per cell that also run for long dynamical times. The run is a decaying initial value problem, starting with uniform density ($n_0 = 1.0$) and temperature of ions and electrons ($T_0 = 0.3$). The uniform magnetic field is $B_0 = 1.0$ directed out of the plane. This simulation is a part of a set of simulations to study kinetic plasma turbulence as a function of plasma β [69].

We analyze statistics using a snapshot near the time of maximum root mean square (r.m.s.) electric current density (i.e., $t\Omega_i = 99.0$). Fig. 1 shows the omnidirectional energy spectrum of magnetic fluctuations, where $k^{-5/3}$ and $k^{-8/3}$ power laws are shown for reference in the range $k < 1/d_i$ and $1/d_i < k < 1/d_e$, respectively. Prior to statistical analyses, we remove noise inherent in the particle-in-cell plasma algorithm through low-pass Fourier filtering of the fields at $k_f d_i \sim 13$.

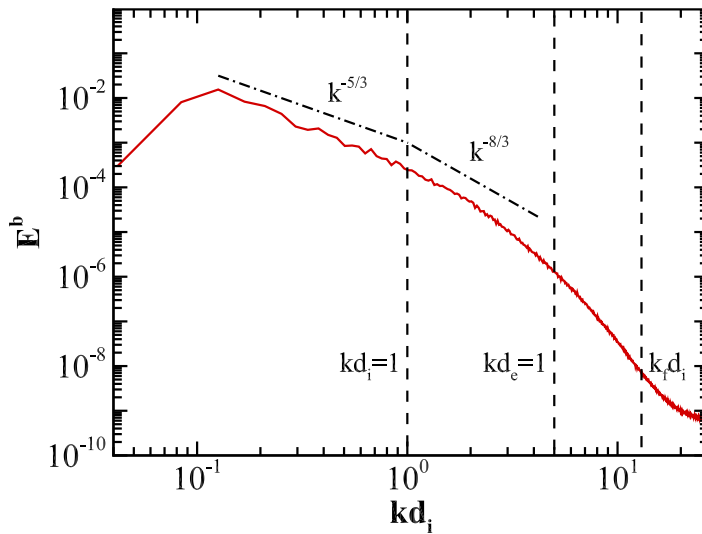


FIG. 1. Omnidirectional energy spectrum of magnetic fluctuations (prior to filtering). Power laws are shown for reference. Vertical lines are drawn at wavenumbers corresponding to ion inertial scale, to electron inertial scale, and at the filtering scale, as explained in the text.

III. THIRD-ORDER MOMENT ESTIMATE

In studying energy dissipation, the most satisfactory way to proceed in MHD would be to directly study the viscous and resistive dissipation functions. However, in default of

an explicit expression for dissipation in collisionless plasma, it is promising to appeal to a third-order law such as [25],

$$S_{\parallel}^{\pm}(r) = \langle \delta z_{\parallel}^{\mp} \delta z_i^{\pm} \delta z_i^{\pm} \rangle = -\frac{4}{d} \epsilon^{\pm} r \quad (1)$$

where $\mathbf{z}^{\pm} = \mathbf{u} \pm \mathbf{b}/\sqrt{4\pi\rho}$, $\delta \mathbf{z}^{\pm} = \mathbf{z}^{\pm}(\mathbf{x} + \mathbf{r}) - \mathbf{z}^{\pm}(\mathbf{x})$, $\delta z_{\parallel}^{\pm} = \delta \mathbf{z}^{\pm} \cdot \mathbf{r}/r$, ϵ^{\pm} is the mean energy transfer rate, and d is the spatial dimension ($d = 2$ in our case). Upon defining $S_{\parallel} = (S_{\parallel}^{+} + S_{\parallel}^{-})/2$, we arrive at an expression that is proportional to the total energy (kinetic and magnetic energies) transfer rate $\epsilon = (\epsilon^{+} + \epsilon^{-})/2$ and the separation r . We investigate the validity of aforementioned third-order law in Fig. 2, which exhibits nearly a decade of range ($\sim [2d_i, 10d_i]$) over which a linear variation with separation fits well, thus finding an approximately constant energy transfer rate across this inertial range of scales. The mean energy transfer rate evaluated within $[2d_i, 10d_i]$ range is $\epsilon = 1.87 \pm 0.20 (\times 10^{-4} v_{Ar}^3 d_i^{-1})$. However, we should also keep in mind that the system does not necessarily realize an inertial range that terminates exactly at the ion scale, although the case at hand shows a break of the linear law in the vicinity of the ion scale. If proceeding to smaller scales, e.g., sub-ion scales, one would prefer a dynamic law that accommodates Hall effects [49–52], a procedure that we will defer to a future study. Here we also emphasize that a compressible channel for transfer also exists [70], but compressional effects are expected to be weak for the present quasi-incompressible turbulence simulation (as established by the density fluctuation $\delta\rho'_{\alpha}/\langle\rho_{\alpha}\rangle = \sqrt{\langle(\rho_{\alpha} - \langle\rho_{\alpha}\rangle)^2\rangle}/\langle\rho_{\alpha}\rangle \sim 0.07$.)

The third-order law itself is averaged over space, but is well resolved in scale. It is of interest to unravel the third order expression, examining the contributions to the final result from each point in space. Accordingly, following Sorriso-Valvo *et al.* [33, 71], we denote by ϵ_r^{\pm} the “local” pseudo-energy transfer rate at the scale r ,

$$\epsilon_r^{\pm} = -\frac{d}{4} \frac{\delta z_{\parallel}^{\mp} \delta z_i^{\pm} \delta z_i^{\pm}}{r}, \quad (2)$$

so that the “local” total (kinetic and magnetic) energy transfer rate (LET) is computed as

$$\epsilon_r = \frac{\epsilon_r^{+} + \epsilon_r^{-}}{2}. \quad (3)$$

The new measure, LET, is a scalar field spatially localized. However, the third-order law is only valid in a statistical (or ensemble average) sense. The LET defined in this way might be reminiscent of, but not equivalent to, the scale-to-scale energy transfer. In particular,

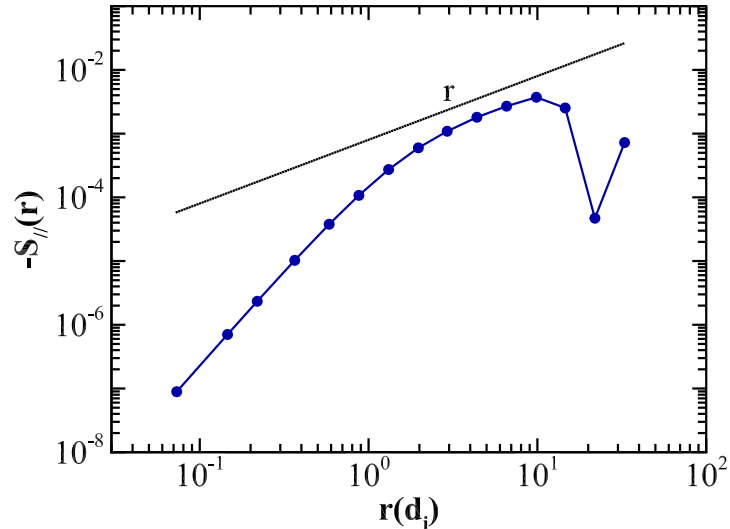


FIG. 2. Mixed third-order moment of Elsasser fields increments, $S_{\parallel} = (S_{\parallel}^+ + S_{\parallel}^-) / 2$, as a function of separation length r . A linear fit is also indicated. The mean energy transfer rate evaluated within $[2d_i, 10d_i]$ range is $\epsilon = 1.87 \pm 0.20 (\times 10^{-4} v_{Ar}^3 d_i^{-1})$.

caution is required in claiming that the LET, whose sign can be positive or negative, reveals exactly how much energy is transferred locally towards smaller or larger scales in each point of the domain. With these caveats in mind, we still believe that the LET can help to identify patches with enhanced energy transfer, as suggested in Sorriso-Valvo *et al.* [71], Marsch and Tu [72].

The spatial field of the LET is shown in Fig. 3, where we plot isosurfaces of the LET in a space spanned by the two spatial dimensions (x, y) and by the separation scale r . The first feature one can see is that the domain is interspersed with positive-negative alternating patches, and that moreover these patches are such that one would properly call intermittency since they are localized in real space and broad band in scale. The LET is signed and its point-wise magnitude could be large but significant cancellations between opposite-signed spots lead to the global quantity dominated by the forward cascade (positive value). It is also clear that the structures are mainly sheet-like – elongated in the direction of separation length without tilt, indicating that the location of enhanced energy transfer changes very little as the scale r is varied in the inertial range.

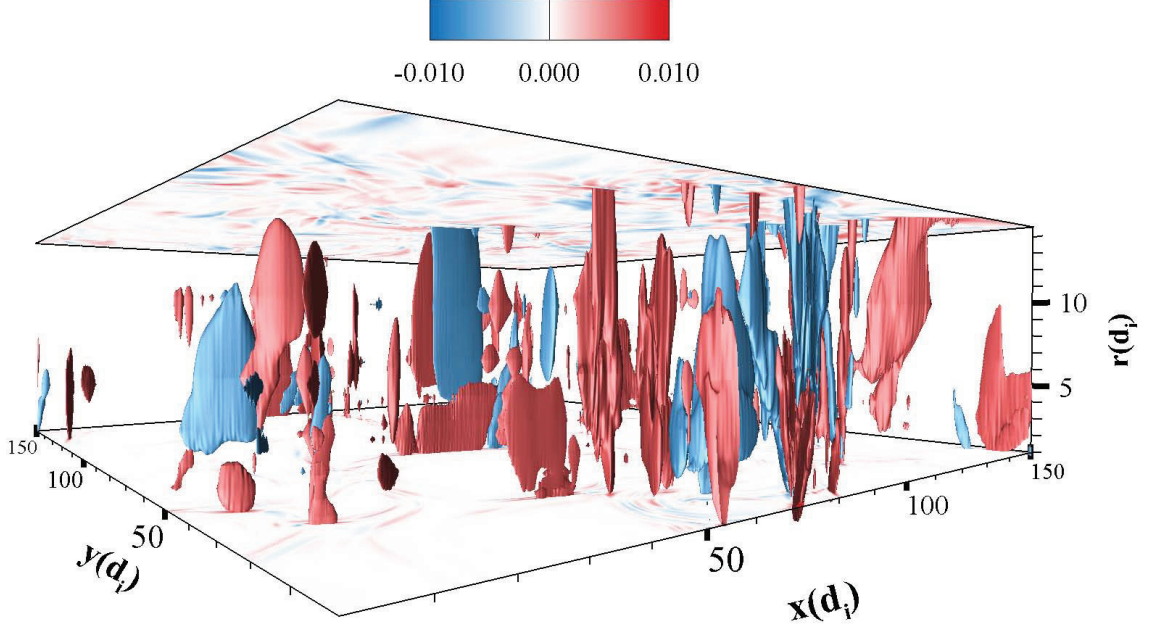


FIG. 3. Isosurfaces of the LET in a space spanned by the two spatial dimensions (x, y) and the separation scale r .

IV. DOMINATED SCALES OF ENERGY TRANSFER CHANNELS

Elementary manipulations in the full Vlasov-Maxwell system, without reliance on viscous or other closures, reveal the exchanges between electromagnetic, flow and random kinetic energy [61, 62]. The first three moments of the Vlasov equation, in conjunction with the Maxwell equations, yield energy equations:

$$\partial_t \mathcal{E}_\alpha^f + \nabla \cdot (\mathcal{E}_\alpha^f \mathbf{u}_\alpha + \mathbf{P}_\alpha \cdot \mathbf{u}_\alpha) = (\mathbf{P}_\alpha \cdot \nabla) \cdot \mathbf{u}_\alpha + \mathbf{j}_\alpha \cdot \mathbf{E}, \quad (4)$$

$$\partial_t \mathcal{E}_\alpha^{th} + \nabla \cdot (\mathcal{E}_\alpha^{th} \mathbf{u}_\alpha + \mathbf{h}_\alpha) = -(\mathbf{P}_\alpha \cdot \nabla) \cdot \mathbf{u}_\alpha, \quad (5)$$

$$\partial_t \mathcal{E}^m + \frac{c}{4\pi} \nabla \cdot (\mathbf{E} \times \mathbf{B}) = -\mathbf{j} \cdot \mathbf{E}, \quad (6)$$

where the subscription $\alpha = e, i$ indicates the species, $\mathcal{E}_\alpha^f = \frac{1}{2} \rho_\alpha \mathbf{u}_\alpha^2$ is the fluid flow energy, $\mathcal{E}_\alpha^{th} = \frac{1}{2} m_\alpha \int (\mathbf{v} - \mathbf{u}_\alpha)^2 f_\alpha(\mathbf{x}, \mathbf{v}, t) d\mathbf{v}$ is the internal (thermal) energy, $\mathcal{E}^m = \frac{1}{8\pi} (\mathbf{B}^2 + \mathbf{E}^2)$ is the electromagnetic energy, \mathbf{h}_α is the heat flux vector, $\mathbf{j} = \sum_\alpha \mathbf{j}_\alpha$ is the total electric current density, and $\mathbf{j}_\alpha = n_\alpha q_\alpha \mathbf{u}_\alpha$ is the electric current density of species α . This procedure clarifies the roles of several energy transfer channels. For example, the electromagnetic

work, $\mathbf{j} \cdot \mathbf{E}$, exchanges electromagnetic energy with fluid flow energy, while the pressure-strain interaction $-(\mathbf{P}_\alpha \cdot \nabla) \cdot \mathbf{u}_\alpha$ represents the conversion between fluid flow and internal energy for species α .

These energy transfer channels were studied previously in detail [61, 62], with little attempt made to describe their scales of dominance. Clearly, the plasma turbulence encompasses a vast range of scales and justification for their dominance at scales, approximate or otherwise, is crucial. A simple but essential approach to resolve fields both in space and in scales is the space-filter technique [73], which, although pervasive in large-eddy simulations, merits more attention in the plasma turbulence community [62, 74]. The low-pass filtered field of $\mathbf{a}(\mathbf{x})$, which only contains information at length scales $> \ell$, is defined as $\bar{\mathbf{a}}_\ell(\mathbf{x}) = \int d^3\mathbf{r} G_\ell(\mathbf{r}) \mathbf{a}(\mathbf{x} + \mathbf{r})$, where ℓ is the filtering scale, $G_\ell(\mathbf{r}) = \ell^{-3} G(\mathbf{r}/\ell)$ is a filtering kernel and $G(\mathbf{r})$ is a normalized boxcar window function. To quantify the contribution to the field from different scales, a scale-band decomposition is introduced as

$$\mathbf{a}(\mathbf{x}) = \sum_n \mathbf{a}^{[n]}(\mathbf{x}), \quad (7)$$

where

$$\mathbf{a}^{[n]}(\mathbf{x}) = \bar{\mathbf{a}}_{\ell_n}(\mathbf{x}) - \bar{\mathbf{a}}_{\ell_{n+1}}(\mathbf{x}). \quad (8)$$

The band-filtered field $\mathbf{a}^{[n]}$ is therefore the fraction of the field \mathbf{a} in band $[n]$, which contains only scales in the band $(\ell_n, \ell_{n+1}]$. Here these bands are defined with a logarithmic binning $(\gamma^n \ell_0, \gamma^{n+1} \ell_0]$, where $\gamma > 1$ ($\gamma = 1.5$ is used in this work) and ℓ_0 is taken as the grid spacing of the simulation $\delta x \sim 0.0365 d_i$. Therefore, the contribution to the pressure-strain interaction and the electromagnetic work from different scale bands is $-(\mathbf{P}_\alpha^{[m]} \cdot \nabla) \cdot \mathbf{u}_\alpha^{[n]}$ and $\mathbf{j}^{[m]} \cdot \mathbf{E}^{[n]}$, respectively.

Fig. 4 shows the normalized contribution to the pressure-strain interaction from different scale bands, $\langle -(\mathbf{P}_\alpha^{[m]} \cdot \nabla) \cdot \mathbf{u}_\alpha^{[n]} \rangle / \langle -(\mathbf{P}_\alpha \cdot \nabla) \cdot \mathbf{u}_\alpha \rangle$, for both electrons and ions. In this paper, the symbol $\langle \dots \rangle$ denotes a volume average. Remarkably, the band-filtered pressure-strain interaction for electrons densely populates along the diagonal as shown in the plot, as is the case for ions. They are suggestive of a local interaction, namely, the interaction mainly involves comparable scales and the contribution from distant bands is negligible. For the normalized contribution to the electromagnetic work from different scale bands, $\langle \mathbf{j}^{[m]} \cdot \mathbf{E}^{[n]} \rangle / \langle \mathbf{j} \cdot \mathbf{E} \rangle$ in Fig. 5, notable departures from the diagonal indicate that a wider range of scales are coupled in the interaction. It is beyond the scope of this paper to explore

in detail the reasons for which the interactions mainly involve nearby scales, but it may be of some help to refer to the locality of scale interactions in MHD turbulence [75–79].

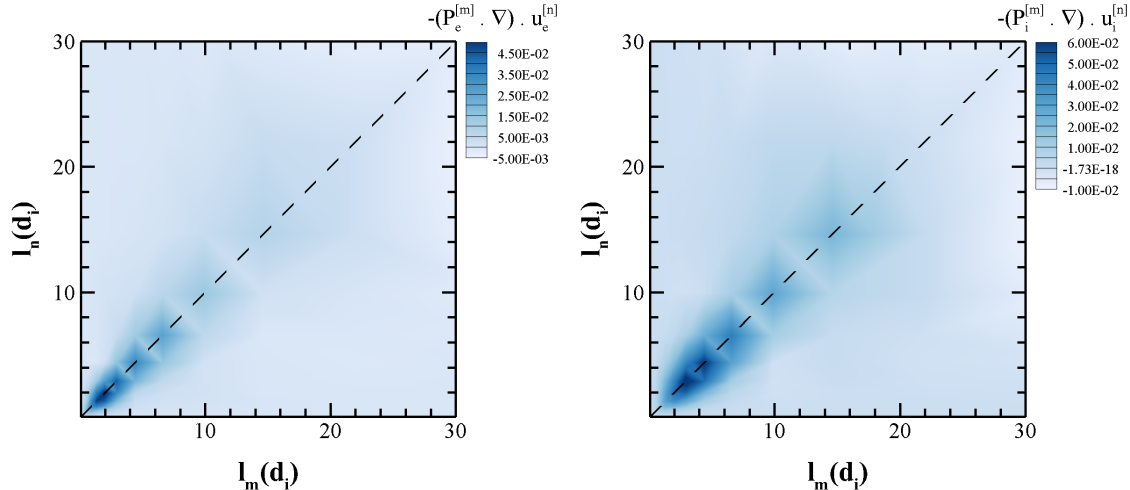


FIG. 4. Normalized contribution to the pressure-strain interaction from different scale bands, $\langle -(\mathbf{P}_\alpha^{[m]} \cdot \nabla) \cdot \mathbf{u}_\alpha^{[n]} \rangle / \langle -(\mathbf{P}_\alpha \cdot \nabla) \cdot \mathbf{u}_\alpha \rangle$, for both (left) electrons and (right) ions.

Also noteworthy in Fig. 4 is that the most intense (dark blue) contribution to the pressure-strain interaction is confined to a small region very near the origin, i.e., a few d_i . The contribution to the pressure-strain interaction mostly results from small scales, $< 6d_i$ in the present simulation. Note that the full pressure-strain interaction can be further decomposed as $-(\mathbf{P}_\alpha \cdot \nabla) \cdot \mathbf{u}_\alpha = -p_\alpha \theta_\alpha - \Pi_{ij}^{(\alpha)} D_{ij}^{(\alpha)}$, where $\theta_\alpha = \nabla \cdot \mathbf{u}_\alpha$ is the dilatation, $D_{ij}^{(\alpha)} = (\partial_i u_j^{(\alpha)} + \partial_j u_i^{(\alpha)}) / 2 - \theta_\alpha \delta_{ij} / 3$ is the traceless strain rate tensor, and $\Pi_{ij}^{(\alpha)} = P_{ij}^{(\alpha)} - p_\alpha \delta_{ij}$ is the deviatoric pressure tensor. The result shown here poses no contradiction with the conclusion in Yang *et al.* [79], Aluie *et al.* [80] that the pressure-dilatation derives most of its contribution from large scales, since the pressure-dilatation terms here only account for a small fraction of $\langle -(\mathbf{P}_\alpha \cdot \nabla) \cdot \mathbf{u}_\alpha \rangle$. For example, the global averages of $-\Pi_{ij}^{(\alpha)} D_{ij}^{(\alpha)}$, $1.05 \times 10^{-4} v_{Ar}^3 d_i^{-1}$ for electrons and $8.57 \times 10^{-5} v_{Ar}^3 d_i^{-1}$ for ions, are much greater than those of $-p_\alpha \theta_\alpha$, $9.03 \times 10^{-6} v_{Ar}^3 d_i^{-1}$ for electrons and $-8.14 \times 10^{-6} v_{Ar}^3 d_i^{-1}$ for ions. Therefore, the full pressure-strain interaction behaves quite in analogy with the shear associated part $-\Pi_{ij}^{(\alpha)} D_{ij}^{(\alpha)}$, which can be cast in viscous dissipation in highly collisional hydrodynamic limit [63, 81]. Moving into the realm of strongly compressed plasma, as in the turbulent magnetosheath [67], compressibility effect might make a big difference.

The positive contribution to the electromagnetic work in Fig. 5 is concentrated at relatively large scales, $\sim [6d_i, 16d_i]$ in the present simulation. While we make no claims of universality of these scale ranges at which the energy transfer channels dominate, due to differences in accessible parameters in simulations and in direct observational analysis, it does qualitatively support the conjecture that the pressure-strain interaction mainly operates at small scales, while the electromagnetic work acts primarily at relatively large scales.

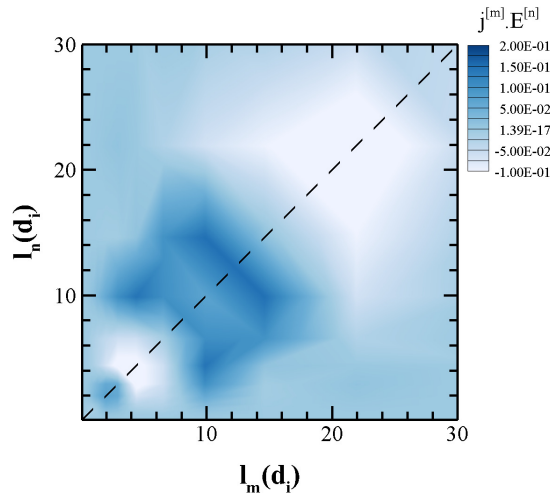


FIG. 5. Normalized contribution to the electromagnetic work from different scale bands, $\langle \mathbf{j}^{[m]} \cdot \mathbf{E}^{[n]} \rangle / \langle \mathbf{j} \cdot \mathbf{E} \rangle$.

V. SPATIAL CORRELATION BETWEEN LET AND ENERGY TRANSFER CHANNELS

There is accumulating evidence of the association between coherent structures and plasma dissipation over the last decade. For example, HVM simulations have shown that strong distortions of the distribution function occur near current sheets [82, 83]. Coherent structures (measured as high “PVI” events) in any of several variables – density, magnetic field and velocity, are associated with extremal values of proton temperature anisotropy [84]. One also finds interesting and inter-related roles of vorticity and symmetric strain in heating [64, 65, 85–87]. Meanwhile, all the energy dissipation proxies discussed above, the local energy transfer rate (LET), the electromagnetic work $\mathbf{j} \cdot \mathbf{E}$ and the pressure-strain interaction

$-(\mathbf{P} \cdot \nabla) \cdot \mathbf{u}$, are systematically concentrated in space, and these concentrations occur within or very near coherent structures [33, 53, 61, 62, 71, 87, 88].

The connection between coherent structures and energy transfer represents yet another way in which coherent structures and intermittency contribute to plasma dissipation and heating, further advancing a complementary view that has been emerging in recent years: energy cascade leads to several channels of energy conversion, interchange and spatial re-arrangement that collectively leads to production of internal energy. Given the diversity of energy dissipation proxies that may dominate at different scales, a significant question is the extent to which they are related in the overall picture of intermittent heating.

For a first diagnostic to address these questions, Fig. 6 shows spatial contour maps of the LET at $5d_i$ (i.e., $\epsilon_{r=5d_i}$), $\mathbf{j} \cdot \mathbf{E}$ and $-(\mathbf{P} \cdot \nabla) \cdot \mathbf{u}$ separately for protons and electrons in several subregions. The first thing to notice is that these energy dissipation proxies are highly localized with intense values concentrated at small regions. Also seen immediately is the greatly similar pattern of their spatial distributions, though point-wise magnitudes and signs might be different. The striking similarity between the spatial patches of the different proxies suggests that coherent structures, energy transfer and dissipation are all correlated to a certain extent.

We compute the global volume averages of energy dissipation proxies, as shown in Table I. These entries in the Table, wherein $\langle -(\mathbf{P}_e \cdot \nabla) \cdot \mathbf{u}_e \rangle + \langle -(\mathbf{P}_i \cdot \nabla) \cdot \mathbf{u}_i \rangle \sim 1.92 \times 10^{-4} (v_{Ar}^3 d_i^{-1})$, are meaningfully compared with the mean energy dissipation rate estimated by the third-order law, $\epsilon \sim 1.87 \times 10^{-4} (v_{Ar}^3 d_i^{-1})$. It is interesting to note that $\langle \mathbf{j} \cdot \mathbf{E} \rangle$ is negative, suggesting that kinetic energy of particles is converted into electromagnetic energy at this moment. We found that the global average of the electromagnetic work oscillates significantly over time at high frequencies (comparable to ω_{pe}). This is likely an artefact of artificial value of ω_{pe}/ω_{ce} in our simulation, and could be remedied by time averaging the results over a plasma oscillation period [89]. As computed by Wan *et al.* [54, 88], the energy conversion rate in the frame moving with electrons $\langle D_e \rangle = \langle \mathbf{j} \cdot (\mathbf{E} + \mathbf{u}_e \times \mathbf{B}) - \rho_c (\mathbf{u}_e \cdot \mathbf{E}) \rangle$ is somewhat lower than ϵ and $\langle -(\mathbf{P}_e \cdot \nabla) \cdot \mathbf{u}_e \rangle + \langle -(\mathbf{P}_i \cdot \nabla) \cdot \mathbf{u}_i \rangle$. Thus this measure may only account for a part of total dissipation.

More diagnostics, such as scatter plots of any two proxies (not shown here) and the corresponding Spearman correlation coefficients ρ_s , can be used to clarify the possible correlation. However, their Spearman correlation coefficients are rather small, e.g., $\rho_s(|\epsilon_{r=5d_i}|, |\mathbf{j} \cdot \mathbf{E}|) =$

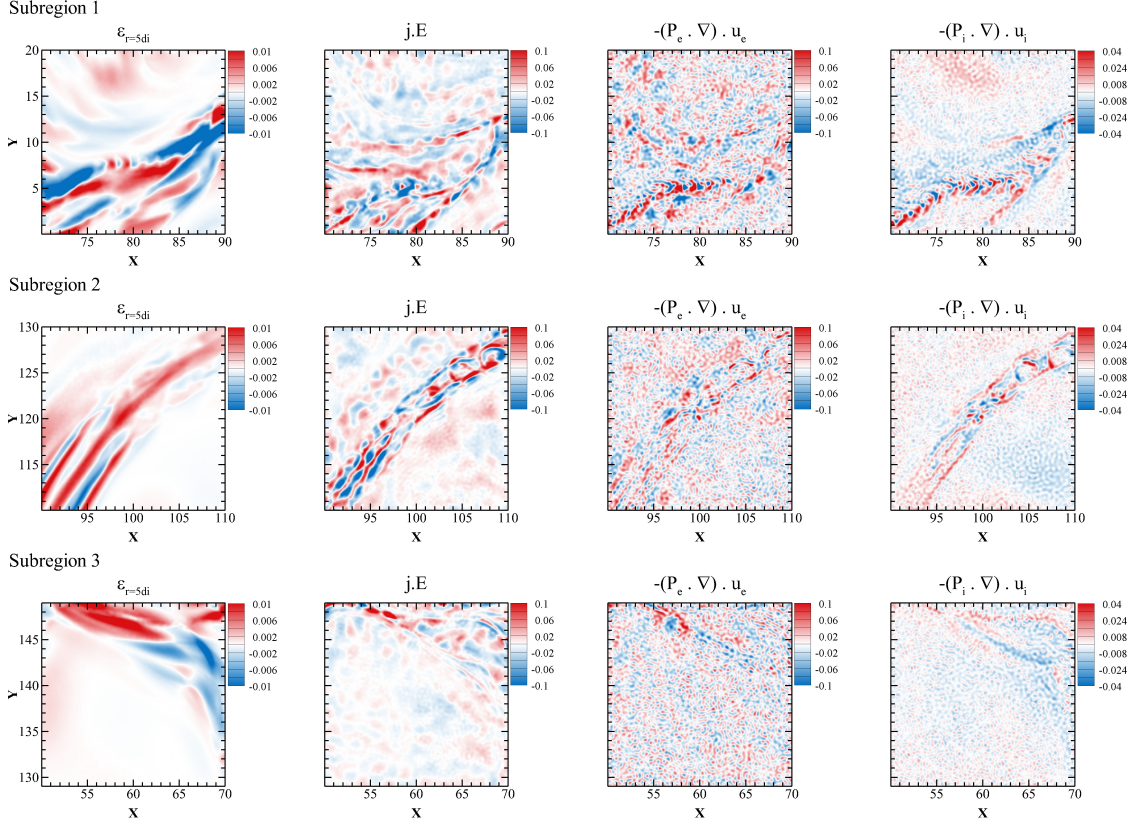


FIG. 6. Contours for $\epsilon_{r=5d_i}$, $\mathbf{j} \cdot \mathbf{E}$, $-(\mathbf{P}_e \cdot \nabla) \cdot \mathbf{u}_e$ and $-(\mathbf{P}_i \cdot \nabla) \cdot \mathbf{u}_i$ at small subregions.

TABLE I. Volume averages of the LET, the electromagnetic work, the pressure-strain interaction and the electron-frame dissipation measure D_e [90]. Quantities listed are in the code units $v_{Ar}^3 d_i^{-1}$.

ϵ^a	$\langle \mathbf{j} \cdot \mathbf{E} \rangle$	$\langle \mathbf{j}_e \cdot \mathbf{E} \rangle^b$	$\langle \mathbf{j}_i \cdot \mathbf{E} \rangle^c$	$\langle -(\mathbf{P}_e \cdot \nabla) \cdot \mathbf{u}_e \rangle$	$\langle -(\mathbf{P}_i \cdot \nabla) \cdot \mathbf{u}_i \rangle$	$\langle D_e \rangle^d$
1.87×10^{-4}	-5.1×10^{-5}	1.24×10^{-4}	-1.75×10^{-4}	1.14×10^{-4}	7.8×10^{-5}	1.42×10^{-4}

^a Volume average of the LET ϵ_r evaluated within $[2d_i, 10d_i]$ range.

^{b,c} Separate contributions of electrons and protons to the electromagnetic work.

^d The work done by electromagnetic fields on particles, evaluated in the frame of electron bulk motion.

0.25, $\rho_s(|\epsilon_{r=5d_i}|, |-(\mathbf{P}_e \cdot \nabla) \cdot \mathbf{u}_e|) = 0.042$ and $\rho_s(|\mathbf{j} \cdot \mathbf{E}|, |-(\mathbf{P}_e \cdot \nabla) \cdot \mathbf{u}_e|) = 0.057$. The conclusion drawn in this way may seem at first to be in conflict with the finding of Fig. 6. But it is maybe not so surprising that there is not a strong point-wise correlation amongst the LET, the pressure-strain interaction and the electromagnetic work. This recalls the lower correlation between proton heating and current relative to vorticity, and related find-

ings [64, 84, 86, 87]. According to Eqs. 4,5 and 6, the transport terms on the left-hand side could be locally enormous, thus spoiling co-location of the proxies.

We anticipate then that the energy dissipation proxies in the subsequent energy transfer are juxtaposed to, but not exactly co-located with one another. This complex spatial arrangement can best be illustrated by a scale-dependent cross-correlation function,

$$R(f, g, r) = \frac{\langle (f(\mathbf{x} + \mathbf{r}) - \langle f \rangle) (g(\mathbf{x}) - \langle g \rangle) \rangle}{\langle (f(\mathbf{x}) - \langle f \rangle) (g(\mathbf{x}) - \langle g \rangle) \rangle}, \quad (9)$$

where f and g are the fields and the direction of displacement \mathbf{r} is arbitrary for isotropic turbulence in the plane. Such correlations have been used to show strong correlations between hotter plasma and vorticity as compared to the correlations between hotter plasma and current [87], although the correlations were not normalized in the same fashion there. Seen in Fig. 7 is that the correlation curves peak near $2d_i$. It is natural that the statistical connection between the proxies will become infinitely attenuated as the points become infinitely far apart in space (This follows from the familiar clustering property of turbulent fluctuations). It is then possible to calculate a correlation length, $\lambda_c(f, g) = \int_0^\infty R(f, g, r) dr$, a convenient measure of the spatial extent over which the fields are appreciably correlated. The results are shown in Table II. There is clear delocalization between the proxies, so that $-(\mathbf{P}_\alpha \cdot \nabla) \cdot \mathbf{u}_\alpha$ and $\mathbf{j} \cdot \mathbf{E}$ are larger near, not necessarily at, locations of large $\epsilon_{r=5d_i}$. Note that the short correlation length associated with $\mathbf{j} \cdot \mathbf{E}$ is in part due to its reversal of sign around spatial separation $r = 4d_i$.

TABLE II. Correlation lengths estimated from the data in Fig. 7.

Proxies	$\lambda_c (d_i)$
$(\epsilon_{r=5d_i}, -(\mathbf{P}_e \cdot \nabla) \cdot \mathbf{u}_e)$	7.85
$(\epsilon_{r=5d_i}, -(\mathbf{P}_i \cdot \nabla) \cdot \mathbf{u}_i)$	4.72
$(\epsilon_{r=5d_i}, \mathbf{j} \cdot \mathbf{E})$	1.77

VI. CONCLUSIONS

The dissipative mechanism in weakly collisional plasma is a topic that pervades decades of studies without a consensus solution. One popular approach to explain dissipation is to resort to wave particle interactions, with instabilities regulating the dynamics of extreme

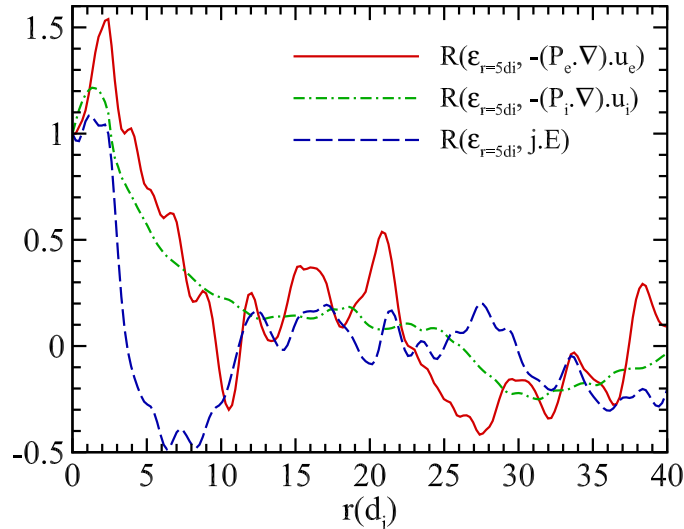


FIG. 7. Two-point cross correlation functions of $\epsilon_{r=5d_i}$, $\mathbf{j} \cdot \mathbf{E}$, $-(\mathbf{P}_e \cdot \nabla) \cdot \mathbf{u}_e$ and $-(\mathbf{P}_i \cdot \nabla) \cdot \mathbf{u}_i$.

distortions of the distribution function. A complementary view is that several channels of energy conversion emerge in a turbulence cascade process. In this paper, we study energy dissipation proxies based on the cascade, i.e., the local energy transfer rate (LET), the electromagnetic work $\mathbf{j} \cdot \mathbf{E}$ and the pressure-strain interaction $-(\mathbf{P}_\alpha \cdot \nabla) \cdot \mathbf{u}_\alpha$.

We find that although these proxies are displaced in space, enhanced electromagnetic work and pressure-strain interaction are concentrated in the proximity of regions with intense LET. Their connection is a somewhat atypical property in that it is not readily found using point-wise correlation, but rather one must appeal to statistics, such as two-point cross correlation functions, to understand it. The basis for their association but also delocalization in space lies in a recognition of the key steps of energy transfer: conservative rearrangement of energy in space due to transport terms; conservative rearrangement of energy in scales due to energy cascade; electromagnetic work on particles that drives flows; and pressure-strain interactions that produces internal energy.

The association between the LET and energy transfer channels in this paper, in conjunction with the results in Hall MHD [74] and compressible MHD [70, 79], should be an adequate starting point for further investigating, for example, how do the characteristics of energy transfer vary going from MHD to kinetic scales. We show here that there is a decade of range, $\sim [2d_i, 10d_i]$, over which the third-order law is valid. It is also found that contributions to $\mathbf{j} \cdot \mathbf{E}$ and $-(\mathbf{P}_\alpha \cdot \nabla) \cdot \mathbf{u}_\alpha$ are mainly from large ($\sim [6d_i, 16d_i]$ in this simulation) and

small ($< 6d_i$ in this simulation) scales, respectively. Therefore, these proxies are dominated at different scales.

Taken together, their connections and differences further support this intuitive picture [61]: the cascade drives scale-to-scale energy transfer, with a net transfer of energy to small scales, and leads to intermittent distributions of several channels of energy conversion that in turn provide the dominate dissipation mechanism. Electromagnetic energy is converted into flows by electromagnetic work, while pressure-strain interaction converts energy from flows into internal energy. Note that none of the three dissipation proxies we examined are sign-definite, and to therefore some type of averaging is necessary to interpret any of them as a net rate of conversion or transfer in the complex pathways to dissipation and heating. It is worth emphasizing that our 2.5D PIC simulation is not intended to reproduce any particular solar wind feature or data interval. While this model is a powerful tool, it also fails to properly account for important real effects, such as solar wind expansion, three dimensionality, ion-to-electron mass ratio, and so on. Consequently, a report such as the present one necessarily leads to an incomplete description of energy dissipation. We anticipate our results to be extended to more sophisticated models in future works.

ACKNOWLEDGMENTS

This work has been supported by NSFC Grant Nos. 91752201, 11672123, and 91752000; the Thousand Talents Plan for Young Professionals; the Shenzhen Science and Technology Innovation Committee (Grant No. JCYJ20170412151759222). This research was partially supported by the University of Delaware.

-
- [1] S. A. Markovskii, B. J. Vasquez, C. W. Smith, and J. V. Hollweg, *Astrophys. J.* **639**, 1177 (2006).
 - [2] J. V. Hollweg, *J. Geophys. Res.* **91**, 4111 (1986).
 - [3] J. V. Hollweg and P. A. Isenberg, *J. Geophys. Res.* **107**, 1147 (2002).
 - [4] S. P. Gary and S. Saito, *J. Geophys. Res.* **108**, 1194 (2003).
 - [5] S. P. Gary, S. Saito, and H. Li, *Geophys. Res. Lett.* **35**, L02104 (2008).

- [6] G. Howes, W. Dorland, S. Cowley, G. Hammett, E. Quataert, A. Schekochihin, and T. Tatsuno, *Physical Review Letters* **100**, 065004 (2008).
- [7] J. He, L. Wang, C. Tu, E. Marsch, and Q. Zong, *The Astrophysical Journal Letters* **800**, L31 (2015).
- [8] J. He, C. Tu, E. Marsch, C. H. Chen, L. Wang, Z. Pei, L. Zhang, C. S. Salem, and S. D. Bale, *The Astrophysical Journal Letters* **813**, L30 (2015).
- [9] P. Dmitruk, W. H. Matthaeus, and N. Seenu, *Astrophys. J.* **617**, 667 (2004).
- [10] A. Retinò, D. Sundkvist, A. Vaivads, F. Mozer, M. André, and C. J. Owen, *Nature Phys.* **3**, 235 (2007).
- [11] D. Sundkvist, A. Retinò, A. Vaivads, and S. D. Bale, *Phys. Rev. Lett.* **99**, 025004 (2007).
- [12] T. N. Parashar, S. Servidio, M. A. Shay, B. Breech, and W. H. Matthaeus, *Phys. Plasmas* **18**, 092302 (2011).
- [13] J. M. TenBarge and G. G. Howes, *Astrophys. J. Lett.* **771**, L27 (2013).
- [14] S. Perri, M. L. Goldstein, J. C. Dorelli, and F. Sahraoui, *Phys. Rev. Lett.* **109**, 191101 (2012).
- [15] J. He, X. Zhu, Y. Chen, C. Salem, M. Stevens, H. Li, W. Ruan, L. Zhang, and C. Tu, *The Astrophysical Journal* **856**, 148 (2018).
- [16] S. D. Bale, P. J. Kellogg, F. S. Mozer, T. S. Horbury, and H. Reme, *Physical Review Letters* **94**, 215002 (2005).
- [17] P. Goldreich and S. Sridhar, *Astrophys. J.* **438**, 763 (1995).
- [18] Y. Narita, S. P. Gary, S. Saito, K. Glassmeier, and U. Motschmann, *Geophysical Research Letters* **38**, 387 (2011).
- [19] F. Sahraoui, M. L. Goldstein, P. Robert, and Y. V. Khotyaintsev, *Phys. Rev. Lett.* **102**, 231102 (2009).
- [20] F. Sahraoui, M. L. Goldstein, G. Belmont, P. Canu, and L. Rezeau, *Physical Review Letters* **105**, 131101 (2010).
- [21] S. Saito, S. P. Gary, H. Li, and Y. Narita, *Physics of Plasmas* **15**, 102305 (2008).
- [22] C. W. Smith, B. J. Vasquez, and J. V. Hollweg, *Astrophysical Journal* **745** (2012).
- [23] A. Schekochihin, S. Cowley, W. Dorland, G. Hammett, G. Howes, G. Plunk, E. Quataert, and T. Tatsuno, *Plasma Physics and Controlled Fusion* **50**, 124024 (2008).
- [24] G. G. Howes, J. M. TenBarge, W. Dorland, E. Quataert, A. A. Schekochihin, R. Numata, and T. Tatsuno, *Physical review letters* **107**, 035004 (2011).

- [25] H. Politano and A. Pouquet, *Phys. Rev. E* **57**, R21 (1998).
- [26] L. Sorriso-Valvo, R. Marino, V. Carbone, A. Noullez, F. Lepreti, P. Veltri, R. Bruno, B. Bavassano, and E. Pietropaolo, *Phys. Rev. Lett.* **99**, 115001 (2007).
- [27] B. T. MacBride and C. W. Smith, *Astrophys. J.* **679**, 1644 (2008).
- [28] R. Marino, L. Sorrisovalvo, V. Carbone, A. Noullez, R. Bruno, and B. Bavassano, *Astrophysical Journal* **677**, L71 (2008).
- [29] J. E. Stawarz, C. W. Smith, B. J. Vasquez, M. A. Forman, and B. T. MacBride, *Astrophys. J.* **697**, 1119 (2009).
- [30] J. T. Coburn, M. A. Forman, C. W. Smith, B. J. Vasquez, and J. E. Stawarz, *Phil. Trans. R. Soc. A* **373**, 20140150 (2015).
- [31] R. Bandyopadhyay, A. Chasapis, R. Chhiber, T. Parashar, B. Maruca, W. Matthaeus, S. Schwartz, S. Eriksson, O. LeContel, H. Breuillard, *et al.*, arXiv preprint arXiv:1807.06140 (2018).
- [32] L. Sorriso-Valvo, V. Carbone, A. Noullez, H. Politano, A. Pouquet, and P. Veltri, *Phys. Plasmas* **9**, 89 (2002).
- [33] L. Sorriso-Valvo, D. Perrone, O. Pezzi, F. Valentini, S. Servidio, I. Zouganelis, and P. Veltri, *Journal of Plasma Physics* **84** (2018).
- [34] K. T. Osman, W. H. Matthaeus, A. Greco, and S. Servidio, *Astrophys. J. Lett.* **727**, L11 (2011).
- [35] J. E. Stawarz, B. J. Vasquez, C. W. Smith, M. A. Forman, and J. Klewicki, *The Astrophysical Journal* **736**, 44 (2011).
- [36] M. Wan, S. Servidio, S. Oughton, and W. H. Matthaeus, *Physics of plasmas* **16**, 090703 (2009).
- [37] M. Wan, S. Servidio, S. Oughton, and W. H. Matthaeus, *Physics of Plasmas* **17**, 052307 (2010).
- [38] J. Podesta, *Journal of Fluid Mechanics* **609**, 171 (2008).
- [39] L. Hadid, F. Sahraoui, and S. Galtier, *The Astrophysical Journal* **838**, 9 (2017).
- [40] A. G. Kritsuk, S. D. Ustyugov, M. K. Norman, and P. Padoan, *J. Phys. Conf. Ser.* **180**, 012020 (2009).
- [41] V. Carbone, R. Marino, L. Sorriso-Valvo, A. Noullez, and R. Bruno, *Phys. Rev. Lett.* **103**, 061102 (2009).

- [42] M. A. Forman, C. W. Smith, and B. J. Vasquez, *Phys. Rev. Lett.* **104**, 189001 (2010).
- [43] L. Sorriso-Valvo, V. Carbone, R. Marino, A. Noullez, R. Bruno, and P. Veltri, *Phys. Rev. Lett.* **104**, 189002 (2010).
- [44] R. Marino, L. Sorriso-Valvo, V. Carbone, P. Veltri, A. Noullez, and R. Bruno, *Planet. Space Sci.* **59**, 592 (2011).
- [45] S. Banerjee and S. Galtier, *Phys. Rev. E* **87**, 013019 (2013).
- [46] S. Banerjee, L. Z. Hadid, F. Sahraoui, and S. Galtier, *Astrophys. J. Lett.* **829**, L27 (2016).
- [47] G. Gogoberidze, S. Perri, and V. Carbone, *The Astrophysical Journal* **769**, 111 (2013).
- [48] P. Hellinger, P. M. Trávníček, Š. Štverák, L. Matteini, and M. Velli, *Journal of Geophysical Research: Space Physics* **118**, 1351 (2013).
- [49] S. Galtier, *Physical Review E* **77**, 015302 (2008).
- [50] N. Andrés, S. Galtier, and F. Sahraoui, *Physical Review E* **97**, 013204 (2018).
- [51] P. Hellinger, A. Verdini, S. Landi, L. Franci, and L. Matteini, *The Astrophysical Journal Letters* **857**, L19 (2018).
- [52] R. Bandyopadhyay, A. Chasapis, R. Chhiber, T. Parashar, W. Matthaeus, M. Shay, B. Maruca, J. Burch, T. Moore, C. Pollock, *et al.*, arXiv preprint arXiv:1806.04275 (2018).
- [53] M. Wan, W. H. Matthaeus, H. Karimabadi, V. Roytershteyn, M. Shay, P. Wu, W. Daughton, B. Loring, and S. C. Chapman, *Phys. Rev. Lett.* **109**, 195001 (2012).
- [54] M. Wan, W. H. Matthaeus, V. Roytershteyn, H. Karimabadi, T. Parashar, P. Wu, and M. Shay, *Phys. Rev. Lett.* **114**, 175002 (2015).
- [55] K. Osman, K. Kiyani, W. Matthaeus, B. Hnat, S. Chapman, and Y. V. Khotyaintsev, *The Astrophysical Journal Letters* **815**, L24 (2015).
- [56] H. Fu, A. Vaivads, Y. V. Khotyaintsev, M. André, J. Cao, V. Olshevsky, J. Eastwood, and A. Retino, *Geophysical Research Letters* **44**, 37 (2017).
- [57] A. Chasapis, W. Matthaeus, T. Parashar, M. Wan, C. Haggerty, C. Pollock, B. Giles, W. Paterson, J. Dorelli, D. Gershman, *et al.*, *The Astrophysical Journal Letters* **856**, L19 (2018).
- [58] G. G. Howes, A. J. McCubbin, and K. G. Klein, *Journal of Plasma Physics* **84** (2018).
- [59] R. Ergun, K. Goodrich, F. Wilder, N. Ahmadi, J. Holmes, S. Eriksson, J. Stawarz, R. Nakamura, K. Genestreti, M. Hesse, *et al.*, *Geophysical Research Letters* **45**, 3338 (2018).
- [60] Z. Yao, I. Rae, R. Guo, A. Fazakerley, C. Owen, R. Nakamura, W. Baumjohann, C. E. Watt, K. Hwang, B. Giles, *et al.*, *Journal of Geophysical Research: Space Physics* **122**, 4335 (2017).

- [61] Y. Yang, W. H. Matthaeus, T. N. Parashar, P. Wu, M. Wan, Y. Shi, S. Chen, V. Roytershteyn, and W. Daughton, *Phys. Rev. E* **95**, 061201 (2017).
- [62] Y. Yang, W. H. Matthaeus, T. N. Parashar, C. C. Haggerty, V. Roytershteyn, W. Daughton, M. Wan, Y. Shi, and S. Chen, *Phys. Plasmas* **24**, 072306 (2017).
- [63] S. I. Braginskii, *Reviews of Plasma Physics* **1**, 205 (1965).
- [64] D. Del Sarto, F. Pegoraro, and F. Califano, *Phys. Rev. E* **93**, 053203 (2016).
- [65] D. Del Sarto and F. Pegoraro, *Monthly Notices of the Royal Astronomical Society* **475**, 181 (2017).
- [66] M. Sitnov, V. Merkin, V. Roytershteyn, and M. Swisdak, *Geophysical Research Letters* **45**, 4639 (2018).
- [67] A. Chasapis, Y. Yang, W. Matthaeus, T. Parashar, C. Haggerty, J. Burch, T. Moore, C. Pollock, J. Dorelli, D. Gershman, J. Torbert, and C. Russell, *The Astrophysical Journal Letters* **862** (2018).
- [68] A. Zeiler, D. Biskamp, J. F. Drake, B. N. Rogers, M. A. Shay, and M. Scholer, *J. Geophys. Res.* **107**, 1230 (2002).
- [69] T. N. Parashar, W. H. Matthaeus, and M. A. Shay, Accepted for publications in *ApJ Letters* (2018).
- [70] Y. Yang, W. H. Matthaeus, Y. Shi, M. Wan, and S. Chen, *Phys. Fluid* **29**, 035105 (2017).
- [71] L. Sorriso-Valvo, F. Carbone, S. Perri, A. Greco, R. Marino, and R. Bruno, *Solar Physics* **293**, 10 (2018).
- [72] E. Marsch and C.-Y. Tu, *Nonlinear processes in Geophysics* **4**, 101 (1997).
- [73] M. Germano, *J. Fluid Mech.* **238**, 325 (1992).
- [74] E. Camporeale, L. Sorriso-Valvo, F. Califano, and A. Retinò, *Physical review letters* **120**, 125101 (2018).
- [75] M. K. Verma, A. Ayyer, and A. V. Chandra, *Phys. Plasmas* **12**, 082307 (2005).
- [76] A. Alexakis, P. D. Mininni, and A. Pouquet, *Phys. Rev. E* **72**, 046301 (2005).
- [77] B. Teaca, D. Carati, and J. A. Domaradzki, *Phys. Plasmas* **18**, 112307 (2011).
- [78] H. Aluie and G. L. Eyink, *Phys. Rev. Lett.* **104**, 081101 (2010).
- [79] Y. Yang, Y. Shi, M. Wan, W. H. Matthaeus, and S. Chen, *Phys. Rev. E* **93**, 061102 (2016).
- [80] H. Aluie, S. Li, and H. Li, *Astrophys. J. Lett.* **751**, L29 (2012).
- [81] W. G. Vincenti and C. H. Kruger, *Introduction to physical gas dynamics, by Vincenti, Walter*

- Guido;Kruger, Charles H. New York, Wiley [1965] (1965).*
- [82] S. Servidio, F. Valentini, F. Califano, and P. Veltri, *Phys. Rev. Lett.* **108**, 045001 (2012).
- [83] A. Greco, F. Valentini, S. Servidio, and W. H. Matthaeus, *Phys. Rev. E* **86**, 066405 (2012).
- [84] S. Servidio, F. Valentini, D. Perrone, A. Greco, F. Califano, W. H. Matthaeus, and P. Veltri, *J. Plasma Phys.* **81**, 325810107 (2015).
- [85] J. D. Huba, *Geophys. Res. Lett.* **23**, 2907 (1996).
- [86] L. Franci, P. Hellinger, L. Matteini, A. Verdini, and S. Landi, in *American Institute of Physics Conference Series*, American Institute of Physics Conference Series, Vol. 1720 (2016) p. 040003, arXiv:1604.03040.
- [87] T. N. Parashar and W. H. Matthaeus, *Astrophys. J.* **832**, 57 (2016).
- [88] M. Wan, W. H. Matthaeus, V. Roytershteyn, T. N. Parashar, P. Wu, and H. Karimabadi, *Phys. Plasmas* **23**, 042307 (2016).
- [89] C. C. Haggerty, T. N. Parashar, W. H. Matthaeus, M. A. Shay, M. Wan, P. Wu, and S. Servidio, In preparation (2017).
- [90] S. Zenitani, M. Hesse, A. Klimas, and M. Kuznetsova, *Physical review letters* **106**, 195003 (2011).