

# Wasserstein Autoencoders for Collaborative Filtering

Jingbin Zhong,

Harbin Institute of Technology (Shenzhen)  
zhongjingbin@stu.hit.edu.com,

Xiaofeng Zhang

Harbin Institute of Technology (Shenzhen)  
zhangxiaofeng@hit.edu.com

## Abstract

The recommender systems have long been investigated in the literature. Recently, users' implicit feedback like 'click' or 'browse' are considered to be able to enhance the recommendation performance. Therefore, a number of attempts have been made to resolve this issue. Among them, the variational autoencoders (VAE) approach already achieves a superior performance. However, the distributions of the encoded latent variables overlap a lot which may restrict its recommendation ability. To cope with this challenge, this paper tries to extend the Wasserstein autoencoders (WAE) for collaborative filtering. Particularly, the loss function of the adapted WAE is re-designed by introducing two additional loss terms: (1) the mutual information loss between the distribution of latent variables and the assumed ground truth distribution, and (2) the  $L_1$  regularization loss introduced to restrict the encoded latent variables to be sparse. Two different cost functions are designed for measuring the distance between the implicit feedback data and its re-generated version of data. Experiments are evaluated on three widely adopted data sets, i.e., ML-20M, Netflix and LASTFM. Both the baseline and the state-of-the-art approaches are chosen for the performance comparison which are Mult-DAE, Mult-VAE, CDAE and Slim. The performance of the proposed approach outperforms the compared methods with respect to evaluation criteria  $Recall@1$ ,  $Recall@5$  and  $NDCG@10$ , and this demonstrates the efficacy of the proposed approach.

## Introduction

In the literature, the recommender systems have long been investigated with flourished results (Ricci, Rokach, and Shapira 2015). Collaborative filtering (CF) is one of the widely adopted recommendation techniques (Koren and Bell 2015) (Herlocker et al. 2017). Traditionally, the CF based approach tends to recommend items by maximizing similarities, between users or items, calculated directly on the explicit data like rating scores (Davidson et al. 2010). However, with user data becomes pervasive over the Web, it is challenged by the recent findings that users' implicit feedback, e.g., 'click' and 'browse' data, may play a more important role in recommendation (Joachims et al. 2017). Consequently, research efforts are needed to cope with this challenge.

Although the conventional CFs have already achieved a remarkable performance, they cannot be directly adopted to the large and sparse data sets collected from various real world applications (Li 2017). The possible reason is that the CFs are essentially linear models whereas the real world data is usually non-linear one. This consequently deteriorates the model performance of a large body of linear models such as Matrix Factorization based approaches (Koren, Bell, and Volinsky 2009). Accordingly, researchers have proposed to incorporate deep neural networks into the conventional linear models to endow them with non-linear prediction ability (Kuchaiev and Ginsburg 2017). For instance, some researchers propose to utilize autoencoder based approaches to generate latent variables from the input data and reconstruct the input data by decoding the latent variables. The proposed Mult-VAE (Liang et al. 2018) extends variational autoencoders for CF problem. It assumes the distribution of latent variables could be approximately estimated from the input data. The latent variables are sampled from this estimated distribution. The reconstructed data can be acquired through the non-linear activation functions of the deep neural network.

However, as pointed by the Wasserstein autoencoders (WAE) (Tolstikhin et al. 2017), the distribution of latent variables might overlap a lot which might restrict its recommendation ability (Kingma and Welling 2013). Motivated by this problem, we propose this adapted Wasserstein autoencoder approach for collaborative filtering. To the best of our knowledge, this is the first attempt to adapt WAE to collaborative filtering. Particularly, the loss function of the aWAE is re-designed by introducing two additional loss terms: (1) the mutual information loss between the distribution of latent variables and the assumed ground truth distribution, and (2) the  $L_1$  regularization loss introduced to restrict the encoded latent variables to be sparse. The problem is then optimized through the variational inference learning (Graves 2011). To learn parameters of the  $L_1$  regularization term, the standard ADMM (Boyd 2011) algorithm is employed which separately learns: (1) solutions to constrained optimization problem, and (2) the parameters of the deep latent networks. The contribution of this paper can be summarized as follows.

- To the best of our knowledge, this work is the first attempt to adapt Wasserstein autoencoders (aWAE) approach for collaborative filtering issue. Particularly, the

objective loss function of the aWAE is newly proposed by minimizing the defined reconstruction error. This reconstruction error not only considers the original loss terms but also introduces a mutual information based loss to restrict the encoded latent variable from being ‘faked’. It also introduces an  $L_1$  regularization term to further reduce the data sparsity issue.

- We propose a sample mean mean-variance method to replace the original Wasserstein distance, called SMV method, to calculate the distance between the distribution of generated latent variable and the assume underlying distribution. We also propose a modified variational inference learning algorithm for the learning of the parameters of deep latent networks and the corresponding ADMM updating rules are also formulated to resolve the the constrained optimization problem separately.
- Two different cost functions are proposed for measuring the distance between the implicit feedback data and its re-generated version of data. Additionally, the proposed multinomial loss function can further consider the contribution of ‘non-clicked’ data which leads a significant improvement in model performance and converges quickly. This merit favours it to be applied to a large-scale data set.
- Rigorous experiments have been performed on three real world data sets, i.e., ML-20M, Netflix and LASTFM. Several baseline and the state-of-the-art approaches are evaluated for the comparison which are Mult-DAE (Liang et al. 2018), Mult-VAE (Liang et al. 2018), CDAE (Wu et al. 2016) and Slim (Ning and Karypis 2011). The experimental results have demonstrated the superiority of the proposed aWAE with respect to Recall and NDCG criteria.

## Related Works

Conventionally, recommender systems are designed to recommend items to a user via the preferred item set extracted from similar users. The predicted scores of items of similar users are then extracted as the recommended item set and the similarity is calculated based on certain distance metrics (Georgiev and Nakov 2013). In the literature, a large number of recommender systems are thus proposed (Shi, Larson, and Hanjalic 2014). Among them, collaborative filtering (CF) (Yi 2017) based approaches play an important role. For these CF approaches, the core component is to design a mechanism to predict rating scores based on the group of similar users or items. Within this category, one of the most successful models, probabilistic matrix factorization (PMF) (Mnih and Salakhutdinov 2008), has been proposed which is good at coping with large and sparse training data. The PMF tries to find the low rank representation to represent the relationship between a large user matrix and item matrix. These low rank representation can well interpret users’ preferences. In essence, most of these models are linear ones which may not fit for the nonlinear data sets.

With the prevalence of big data techniques, user’s information as well as the anonymized transaction records could be easily collected to form a large and sparse data set for further data analysis. The accumulated huge amount of data

set are generally considered to contain implicit feedback data such as user’s ‘click’ and the auxiliary information such as age and product description. The natural choice to analyze such huge amount of data set is to employ deep learning based approaches (Xu et al. 2016). Autoencoder based approaches believe that low-dimensional latent variables are able to well represent the high-dimensional rating score matrix or user implicit data. Therefore, autoencoder based approaches have been widely applied to the CF problems (Makhzani et al. 2015). (Dong et al. 2017) proposes a deep learning model to utilize item and user side information simultaneously to alleviate the sparsity issue generated in user-item rating matrix. Additional Stacked Denoising Autoencoder (aSDAE) (Dong et al. 2017) is proposed to convert the side information to latent dimensions and combines it with matrix factorization. A collective variational autoencoder (Chen and de Rijke 2018) is proposed to recommend top-N items through side information. In this approach, Both users’ side information and item’s side information are modeled using autoencoders and the latent variables are assumed to follow a Gaussian distribution. Then, the output is binarized to capture the implicit feedback. The recent proposed Mult-VAE (Liang et al. 2018) first assumes the implicit data follows a multi-nomial distribution, and the latent variables are encoded from an adopted multi-layer deep latent network. By estimating the distribution statistics, the latent variables can then be sampled from this estimated distribution. At last, the reconstructed data is decoded by nonlinearly mapping the sampled latent variables through the network. The overall loss function is minimized to resolve model parameters, which already achieves the state-of-the-art predict results on implicit feedback data. However, one obvious issue in VAE based approaches is that the distributions of latent variables overlap a lot which might deteriorate the model prediction ability. Inspired by the newly proposed Wasserstein autoencoders approach (Tolstikhin et al. 2017), we propose this work to investigate how to extend Wasserstein autoencoders for collaborative filtering issue.

## The Proposed Approach

### Problem Formulation

Let  $X^{N \times M}$  denote the click (implicit feedback<sup>1</sup>) matrix, where  $N, M$  respectively denote users and items,  $x_i$  denote the  $i$ -th bag-of-words vector written as  $x_i = [x_{i1}, \dots, x_{iN}]^T \in X$  with its element entry  $x_{ij}$  denoting whether the  $i$ -th user clicks on the  $j$ -th item, and  $X$  is a binarized matrix to allow the existence of implicit data.  $X'$  is the reconstructed input data which is required to be close enough to the original  $X$ . By following (Liang et al. 2018), we also assume that the click data  $X$  obeys a multinomial distribution, written as

$$x_i \sim Mult(M_i, \sigma(.)), \quad (1)$$

where  $M_i = \sum_j x_{ij}$  is the total number of clicks by user  $i$ ,  $\sigma(\cdot)$  outputs the corresponding probability for each click

<sup>1</sup>‘feedback’ can be any interaction behavior like ‘listen’, ‘watch’ or ‘buy’.

number in  $[0, M_i]$ . To limit the summation of each probability to be 1,  $\sigma(\cdot)$  is generally but not necessarily assumed to be a softmax function.

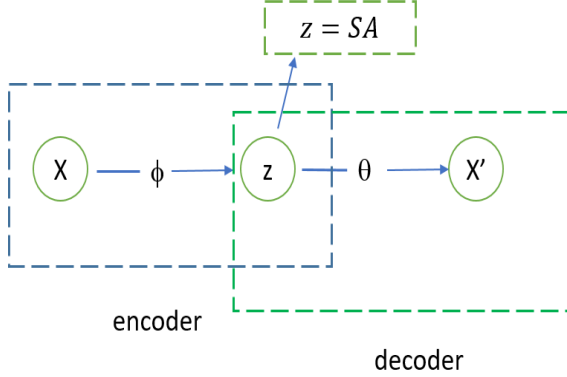


Figure 1: Structure of the proposed approach.

### The Proposed Model

The proposed approach is illustrated in Figure 1. The model consists of two sub components, i.e., encoder component and decoder component. The encoder component, plotted in the left dashed rectangle, tries to render the input click data  $X$  using a latent variable  $z$  which is embedded in a low-dimensional space. To further enhance the model robustness, various noises could be introduced either in  $X$  or  $z$ . In the meanwhile, the decoder component, plotted in the right dashed rectangle, tries to reconstruct the original  $X$  by sampling from the distribution of latent variable  $z$ . And the reconstructed  $X'$  is required to be close enough to  $X$ , written as  $\|X' - X\| < \eta$ , where  $\eta$  is a small enough positive number. We will detail each sub component as well as the proposed model as follows.

Without loss of generality, the latent variable  $z$  is assumed to follow a Gaussian distribution, written as  $z_i \sim \mathcal{N}(0, 1)$ . To generate  $z$  from  $X$ , a multilayer deep latent network  $f_\phi(\cdot)$ , parameterized by  $\phi$ , is employed to acquire a non-linear data transformation ability and we have  $z = g_\phi(x)$ . Generally, only a small portion of items are assumed to be able to contribute to the recommendation, like top-N recommendation (Cremonesi, Koren, and Turrin 2010). Therefore, the size of  $z$  should be restricted to a small number if provided with a large sparse  $X$ .

To further enhance the robust representation ability of  $z$ , an  $L_1$  regularization term is introduced in this paper. Specifically,  $z$  is approximated by using  $S \times A$ , where  $S = [s_1, s_2, \dots, s_n]^T \in R^{N \times K}$  represents a sparse matrix for each latent  $z_n \in z$ , where  $z = [z_1, z_2, \dots, z_n]^T \in R^{N \times h}$  directly encoded from  $X$ , and  $A = [a_1, a_2, \dots, a_h] \in R^{K \times h}$  represents the coefficient matrix. When we globally minimize the problem to resolve the optimal  $z$ , the following loss must be considered in the objective function, defined as

$$L_{sparse} = \lambda_1 \|z - SA\|_F^2 + \lambda_2 \|S\|_1. \quad (2)$$

To decode  $X'$  from the learned  $z$ , a non-linear function  $f_\theta(\cdot) \in \mathbb{R}^I$  is employed, where  $f_\theta(\cdot)$  is also a multilayer deep latent network parameterized by  $\theta$ . The reconstructed  $X'$  can be written as  $X' = f_\theta(z)$ .

### Variational Inference Learning

In the proposed approach, the Wasserstein autoencoder is adopted to generate  $z$  directly from  $X$ , whereas the VAE generates  $z$  by sampling from the distribution learnt from  $X$ . To learn WAE based approaches, the variational information learning (Graves 2011) is a natural choice. Particularly, the penalized Evidence Lower Bound (ELBO) of WAE (please refer to (Tolstikhin et al. 2017)) is directly given as

$$L_\beta(x_i; \theta, \phi) = \inf_{q_\phi \sim \mathcal{Q}} E_{P_X} E_{q_\phi} [c(x_i, p_\theta(x_i|z_i))] + \beta \cdot \mathcal{D}_Z(q_\phi(z_i|x_i), p(z_i)) \quad (3)$$

where  $\mathcal{Q}$  is any nonparametric set of probabilistic encoders,  $P_X$  is multinomial prior as aforementioned,  $c(x_i, p_\theta(x_i|z_i))$  is any measurable cost function taking two parameters  $x_i$  and  $p_\theta(x_i|z_i)$ ,  $\mathcal{D}_Z$  could be any divergence measurement calculating the distance between two distributions  $q_\phi(z_i|x_i)$  and  $p(z_i)$ .  $\beta > 0$  is the parameter controlling the strength of the distance regularization term.

Unfortunately, Eq. 3 does not restrict the generated  $z$  to obey the assumed Gaussian prior (Zhao, Song, and Ermon 2017). For this reason, we introduce a mutual loss term to constraint the distribution of the learnt  $z$  to best fit a normal Gaussian distribution, and this mutual loss is defined as  $MI(p_\theta(z), q_\phi(x|z))$ . By considering the mutual information loss and the sparsity penalty term (defined in Eq. 2), the objective function of our approach can now be written as

$$L(x_i; \theta, \phi) = \inf_{q_\phi \sim \mathcal{Q}} E_{P_X} E_{q_\phi} [c(x_i, p_\theta(x_i|z_i))] + \beta \cdot \mathcal{D}_Z(q_\phi(z_i|x_i), p(z_i)) + \alpha \cdot MI(p_\theta(z), q_\phi(x|z)) + \delta(\lambda_1 \|z - SA\|_F^2 + \lambda_2 \|S\|_1). \quad (4)$$

However, one important issue remains, i.e., how to choose a proper measurable cost function  $c(\cdot)$  for Eq. 4. As  $X$  follows a multinomial distribution, the multinomial loss is one naturally choice, given as

$$c(x_i, p_\theta(x_i|z_i)) = \sum_j x_{ij} \log \sigma(f_\theta(z_i)). \quad (5)$$

The reason is that it performs well under limited budget of probability mass. As the sum of softmax function  $\sigma(f_\theta(z_i)) = 1$ , to minimize the loss is equivalent to maximize the probabilities of the top-N items which are most likely to be clicked by the users.

Apparently, such cost function might be problematic as it only considers situation that  $x_i \neq 0$  but ignores situation when  $x_i = 0$ . However,  $x_i = 0$  usually means a ‘non-click’ data but should be considered as a ‘potential click’. To model such ‘non-click’ data to be ‘potential click’ (implicit feedback), a penalty term is introduced and the new cost function is proposed as

$$c(x_i, p_\theta(x_i|z_i)) = \sum_j x_{ij} \log \sigma(f_\theta(z_i)) + \gamma(1 - x_{ij}) \log \sigma(f_\theta(z_i)), \quad (6)$$

where the second term is the introduced term measuring the contribution of ‘non-click’ data. From our previous empirical study, we found that the cost function play a critical role in the autoencoder based approaches. Therefore, we adapt the missing information loss (MIL) (Arévalo, Duque, and Creatura 2018) as another cost function, given as

$$c(x_i, x'_i) = 0.5x_i(1+x_i)(1-x'_i)^{\gamma+} + 0.5(1+x_i)(1-x'_i)A_{MI}(x'_i-0.5)^{2\gamma_{MI}} \quad (7)$$

where  $\gamma+$ ,  $A_{MI}$ ,  $\gamma_{MI}$  are hyper-parameters. In our experiments, we empirically set  $\gamma+ = 1$ ,  $A_{MI} = 10^6$ , and  $\gamma_{MI} = 10$ .

To calculate  $\mathcal{D}_Z$ , two different distance metrics are proposed in the original WAE which are GAN-based  $\mathcal{D}_Z$  and MMD-based  $\mathcal{D}_Z$ . Alternatively, we propose a sample mean-variance method to calculate  $\mathcal{D}$ , called SMV method. Specifically, we compute the sample mean  $\mu_q$  and the sample variance  $\sigma_q^2$  of  $z$  generated through the encoder component. Let  $J$  be the dimension of  $z$ , then the SMV method can be calculated as

$$\mathcal{D}_Z = \frac{J}{2} \cdot (\mu_q^2 + \sigma_q^2 - \log(\sigma_q^2) - 1) \quad (8)$$

The SMV method is the simplified version of method proposed in (Kingma and Welling 2013). The original method computes vector-wise mean and variance from sample data, whereas our approach calculates a single mean and variance as WAE requires all dimensional data follows the same distribution, and thus saves a lot of computational cost.

### The adapted ADMM algorithm

To update parameters of the  $L_1$  norm term in Eq. 4, the alternating direction method of multipliers (ADMM) (Boyd 2011) algorithm could be adopted, which is already considered as a general framework to solve the problem of constrained optimization. The ADMM separates the original problem and the objective function, and therefore can optimize the problem in an iterative manner. Suppose parameter set  $\{\phi, \theta\}$  is already learnt, then we can fix this parameter set unchanged and update  $A, S$  to satisfy following objective functions, given as

$$\hat{A} = \underset{A}{\operatorname{argmin}} \lambda_1 \|z - SA\|_F^2 \quad s.t. \quad \|a_i\|^2 \leq 1, \quad (9)$$

$$\hat{S} = \underset{S}{\operatorname{argmin}} \lambda_1 \|z - SA\|_F^2 + \lambda_2 \|S\|_1 \quad (10)$$

To solve this problem via ADMM, an additional matrix  $H$  is needed to represent  $A$ , and thus the corresponding new objective functions are redefined as

$$\begin{aligned} \hat{A} &= \underset{A}{\operatorname{argmin}} \lambda_1 \|z - SA\|_F^2 \\ s.t. \quad H &= A, \quad \|a_i\|^2 \leq 1 \end{aligned} \quad (11)$$

Therefore, the optimal solution  $\hat{D}$  can be obtained according to the following iterative steps:

$$\begin{cases} A^{t+1} = \underset{A}{\operatorname{argmin}} \|z - SA\|_F^2 + \rho \|A - H^t + U^t\|_F^2 \\ H^{t+1} = \underset{H}{\operatorname{argmin}} \rho \|A - H^t + U^t\|_F^2 \quad s.t. \|h_i\|_2^2 \leq 1 \\ U^{t+1} = U^t + A^{t+1} - H^{t+1} \end{cases} \quad (12)$$

Similarly,  $S$  could be updated in the same manner. To summarize, the model parameters including parameters  $(\phi, \theta)$  of multilayer deep latent network and latent variable  $z$  will be updated by iteratively minimizing the loss function proposed in Eq. 4. And the  $L_1$  norm is separately updated by using ADMM algorithm. The detailed parameter updating algorithm is illustrated in Algorithm 1.

---

**Algorithm 1** The adapted Wasserstein autoencoder (aWAE) algorithm for collaborative filtering.

---

**Require:**

Click data  $X$ ;  $k, h$  (dimension) of  $z$ ;  
Regularization coefficient:  $\alpha, \beta, \lambda_1, \lambda_2 > 0$ .  
Initialization: matrix  $S \in R^{n \times k}$ ,  $A \in R^{k \times h}$ ;  
Initialization: parameters  $\phi$  of the encoding multilayer networks  $Q_\phi$ , and parameters  $\theta$  of the decoding multilayer network  $G_\theta$ .

**Ensure:**

**while**  $(\phi, \theta)$  not converged **do**

Sample  $\{x_1, \dots, x_n\}$  from the training set

Sample  $\{z_1, \dots, z_n\}$  from the prior  $P_Z$

Sample  $\tilde{z}_i$  from  $Q_\phi(Z|x_i)$  for  $i = 1, \dots, n$

Fix  $S$  and  $A$ , update  $Q_\phi$  and  $G_\theta$  by descending:

$$\begin{aligned} &\frac{1}{n} \sum_{i=1}^n c(x_i, G_\theta(\tilde{z}_i)) + \frac{\beta J}{2} (\mu_q^2 + \sigma_q^2 - \log(\sigma_q^2) - 1) \\ &+ \delta \frac{1}{n} \sum_{i=1}^n (\lambda_1 \|z_i - s_i A\|_2^2 + \lambda_2 \|s_i\|_1) \\ &+ \alpha \cdot MI(p_\theta(z), q_\phi(x|z)) \end{aligned}$$

Fix  $\{\theta, \phi\}$ , update  $S$  and  $A$  using Equation 12.

**end while**

---

## Performance Evaluation

For experimental evaluation, we evaluate the proposed approach using three commonly adopted data sets, i.e., ML-20M<sup>2</sup>, Netflix<sup>3</sup> and Lastfm (Herrada 2008). Details of these data sets will be illustrated in the following subsection. The state-of-the-art approaches, i.e., Mult-VAE and Mult-DAE (Liang et al. 2018), as well as some baseline methods, i.e., SLIM (Ning and Karypis 2011), WMF (Guillamet, Vitria, and Schiele 2003) and CDAE (Wu et al. 2016), are chosen for model comparison. We evaluate the proposed approach as well as the rest approaches on these data sets and report the corresponding experimental results. The promising evaluation results have demonstrated that the proposed approach can achieve a superior performance over the rest approaches if only few items are to be recommended. This is reflected by the observation that the aWAE outperforms the rest approaches on criteria *Recall@1*, *Recall@5*, *Recall@10*, *NDCG@10* and *NDCG@20*.

<sup>2</sup><http://grouplens.org/datasets/movielens>

<sup>3</sup><http://www.netflixprize.com>

## Datasets

Three data sets will be evaluated in the experiments and details of these data sets are given as follows.

- **MovieLens-20M (ML-20M)**. This data set is one of the most widely adopted movie rating data set collecting public users’ rating scores on movies. To process the data, we binarize the explicit ratings by keeping at least four scores and consider them to be the click data (user’s implicit feedback). Note that we only keep users who have scored on at least five items.
- **Netflix Prize (Netflix)**. This data set is also a user-movie rating data set collected from the Netflix Prize7. Similar pre-processing steps are performed on this data set.
- **Last.fm (LASTFM)**. This data set is public adopted implicit feedback data set consisting of tuples (user, artist, plays). To make the fair compareness, we binarize the play counts and interpret them as implicit data. The artist with less than 50 distinct audiences will be removed out from the data set. Each user is required to follow at least 20 artists.

## Baseline Models

We compare the proposed approach with both baseline and state-of-the-art methods.

- **Multi-DAE and Multi-VAE** (Liang et al. 2018). These two methods are considered as the state-of-the-art approaches. They adopt variational autoencoders for collaborative filtering by assuming the implicit feedback data follows a multinomial distribution. The reconstruction error between  $X$  and  $X'$  consists of two parts: (1) distance between distribution of generated latent variable  $z$  and the assumed distribution  $z$ ; and (2) the likelihood that  $X$  is generated by the distribution of learnt  $z$ . In our experiments, the parameters are set the same as the original paper.
- **Slim** (Ning and Karypis 2011; Levy and Jack 2013). Essentially, this approach is a linear model which tries to recommend items from a sparse item-to-item matrix.
- **Collaborative Denoising autoencoder (CDAE)** (Wu et al. 2016). The CDAE extends the denoising autoencoder (DAE) by adding a latent variable. The size of latent variable is also set to 200 as that of VAE and the proposed approach.

## Evaluation Metrics

To evaluate model performance on predicting through the implicit feedback, two widely adopted evaluation metrics are applied in the experiments. For criterion  $Recall@R$ , the top  $R$  items are equally weighted and we compare the predicted rank of items with the ground truth rank, calculated as

$$Recall@R(u, w) = \frac{\sum_{r=1}^R I[w(r) \in I_u]}{\min(M, |I_u|)},$$

where  $w(r)$  denote the item with rank  $r$ ,  $I(\cdot)$  is the indicator function,  $I_u$  is the set of held-out items clicked by user  $u$ .

In the experiment, we normalize  $Recall@R$  using the minimum  $R$ . That is, we rank all relevant items to the top  $R$  position.

For discounted cumulative gain criterion, denoted as  $DCG@R(u, w)$ , it calculates the accumulated importance of all ranked items  $u$ . The importance of each ranked item is discounted at lower ranks and it can be computed as

$$DCG@R(u, w) = \frac{\sum_{r=1}^R 2^{I[w(r) \in I_u]} - 1}{\log(r + 1)}.$$

These notations are defined in the same way as those in  $Recall@R(u, w)$ . Apparently,  $DCG@R(u, w)$  measures the quality of the rankings as it will assign a higher weight items with a higher rank. In addition,  $NDCG@R(u, w)$  normalizes the standard  $DCG@R(u, w)$  to  $[0, 1]$  and is adopted for evaluation.

## Experimental Settings

Both the data sets are randomly partitioned at the ratio of 8:1:1 to form the training, validation and testing sub data sets. To predict the implicit ‘click’, we randomly choose 80% of the data as ‘fold-in’ set for each held-out user. To build the encoder function for generating latent variable  $z$ , we follow Multi-VAE (Liang et al. 2018) to adopt a 2-layer neural networks to non-linearly encode  $z$ . For the decoder component, a 2-layer neural network is adopted. The size of layer  $z$  is empirically tuned to 200. We evaluate other size of layer  $z$  but in vain. Thus, the entire structure of the deep latent networks is given as  $[I \rightarrow 600 \rightarrow 200 \rightarrow 600 \rightarrow I]$ , where  $I$  is the total number of items. From our previous empirical investigation, the activation function of each layer could be *softmax* function or *sigmoid* function which mainly depends on the cost function employed to calculate the difference between  $X$  and  $X'$ . The *user*  $\times$  *item* click data is fed into the network through a stream of batch with the batch size to be 500. In the testing stage, the predicted ranks are coming from the sorted output layer of the deep latent networks which essentially assigns a probability distribution over all items. The statistics of the experimental data sets are listed in Table 1.

Table 1: Statistics of experimental data sets.

	ML-20M	Netflix	LASTFM
#of users	136,677	463,435	350,200
#of items	20,108	17,769	24,600
#of interactions	10.0M	56.9M	15.6M
%of interactions	0.36%	0.69%	0.16%
# of held-out users	10,000	40,000	30,000

## Control Parameter Results

In this empirical study, we will evaluate how the proposed mutual information  $MI$  as well as the sparsity regularization term (in Eq. 4) affect the overall model performance. The aWAE with two different cost functions are evaluated denoted as  $c1 - aWAE - R5$ ,  $c2 - aWAE - R5$ ,

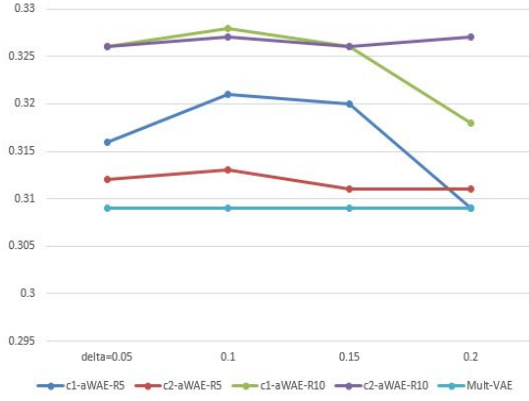


Figure 2: Effects on how the sparsity regularization term affect the model performance w.r.t. Recall@5 and Recall@10.

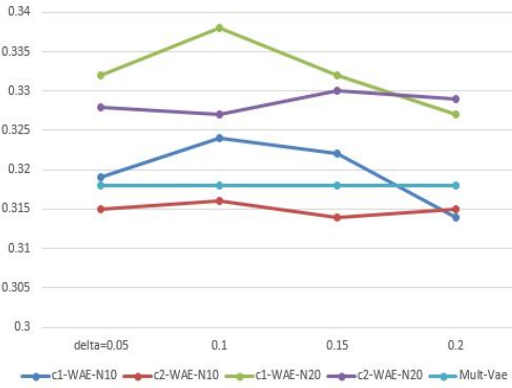


Figure 3: Effects on how the sparsity regularization term affect the model performance w.r.t. NDCG@10 and NDCG@20.

$c2 - aWAE - R10$  and  $c2 - aWAE - R10$ . First, we vary the weight  $\delta$  of the sparsity regularization term from 0.05 to 0.2 and plot the corresponding recall value in Figure 2. In addition, the corresponding Mult-VAE (for  $Recall@5$ ) is also plotted as a straight line in this figure as the baseline for comparison. Similarly, we can plot the results of evaluation criterion  $NDCG@10$  and  $NDCG@20$  in Figure 3.

Table 2: The effect how the mutual information loss affects the model performance w.r.t.  $Recall@5$  and  $Recall@10$ .

$\alpha$	0.05	0.2	0.5
aWAE/Recall@5	0.321	0.321	0.321
Mult-VAE/Recall@5	0.309	0.309	0.309
aWAE/Recall@10	0.33	0.329	0.329
Mlt-VAE/Recall@10	0.328	0.328	0.328

From these results, we can observe that with the increase of  $\delta$ , the model performance will slightly increase. However, after reaching its maximum value, the curves slightly drop

Table 3: The effect how the mutual information loss affects the model performance w.r.t.  $NDCG@10$  and  $NDCG@20$ .

$\alpha$	0.05	0.2	0.5
aWAE/ $NDCG@10$	0.324	0.323	0.322
Mult-VAE/ $NDCG@10$	0.318	0.318	0.318
aWAE/ $NDCG@20$	0.335	0.333	0.332
Mult-VAE/ $NDCG@20$	0.334	0.328	0.334

down. The best  $\delta$  appears around 0.1 for criterion  $Recall@5$  and  $Recall@10$ , and 0.1 for criterion  $NDCG@10$  and  $NDCG@20$ . It also can be observed that, for some cases, the VAE can achieve a even better performance (as depicted in both figures). Especially in figure 3, the  $c2$  cost function (multi-nomial loss) is always worse than that of the VAE. This verifies that the choice of cost function is critical to autoencoder based approaches including VAE and WAE. The cost function designed in this paper can play well in most cases.

Second, we also vary the weight  $\alpha$  of mutual information  $MI$  from 0.05 to 0.5 and similarly report the corresponding results in Table 2 and 3. From these tables, it is well noticed that the contribution of the mutual information loss to the aWAE is rather stable. The possible reason might be the aWAE mainly minimize the pair wise distance between  $X$  and  $X'$ , and  $z$  is optimized with this distance constraints. Thus, the distribution of the resolved latent variable  $z$  can stably approximate the underlying true distribution of  $z$ . This is an interesting finding observed from this experiment.

## Performance Evaluation Results

After acquiring the best control parameter set, we set  $\delta = 0.1$ ,  $\alpha = 0.3$  and choose the first cost function  $c(\cdot)$  to perform the rest experiments. We also implement the Mult-VAE and Mult-DAE for criteria  $Recall@1$ ,  $Recall@5$ ,  $Recall@10$ ,  $NDCG@10$  and  $NDCG@20$  and the results are recorded in Table 4, 5 and 6. The rest results are directly copied from the original paper for a fair comparison.

From these tables, it can be observed that the aWAE can achieve the best results for criteria  $Recall@1$ ,  $Recall@5$ ,  $Recall@10$ ,  $NDCG@10$  and  $NDCG@20$ , whereas it achieve the second best performance for the rest criteria in  $ML - 20M$  and  $Netfilx$  data sets. Interestingly, the aWAE achieve the best performance on five criteria on  $LASTFM$  data set, and achieve the second best performance on two criteria. The performance of Mult-VAE is constantly good which verifies the conclusions made in the literature that the VAE based approaches is stable and easy to train. Similar merits could also be conclude from the proposed aWAE. It could be found that the performance of aWAE is comparable to that of Mult-VAE, e.g., 0.441 vs. 0.444, if more items are considered for the recommendation evaluated by  $Recall@20$  and  $Recall@50$ . One possible reason is that the WAE extends the VAE with a focus on directly forcing the distribution of the encoded latent variable to approximate the underlying distribution. However, if the data set contains

Table 4: (a) Results on ML-20M

	Recall@1	Recall@5	Recall@10	Recall@20	Recall@50	NDCG@10	NDCG@20	NDCG@100
aWAE	<b>0.416</b>	<b>0.326</b>	<b>0.333</b>	0.391	0.532	<b>0.338</b>	<b>0.338</b>	0.424
Mult-VAE	0.378	0.308	0.327	<b>0.395</b>	<b>0.537</b>	0.318	0.334	<b>0.426</b>
Mult-DAE	0.383	0.311	0.326	0.387	0.524	0.311	0.331	0.419
SLIM	NA	NA	NA	0.370	0.495	NA	NA	0.401
CDAE	NA	NA	NA	0.391	0.523	NA	NA	0.418

Table 5: (a) Results on Netflix

	Recall@1	Recall@5	Recall@10	Recall@20	Recall@50	NDCG@10	NDCG@20	NDCG@100
aWAE	<b>0.308</b>	<b>0.301</b>	<b>0.341</b>	0.354	0.441	<b>0.256</b>	<b>0.331</b>	0.381
Mult-VAE	0.298	0.287	0.32	<b>0.355</b>	<b>0.444</b>	0.247	0.33	<b>0.386</b>
Mult-DAE	0.296	0.289	0.324	0.344	0.438	0.248	0.299	0.38
SLIM	NA	NA	NA	0.347	0.428	NA	NA	0.379
CDAE	NA	NA	NA	0.343	0.428	NA	NA	0.376

Table 6: (a) Results on LASTFM

	Recall@1	Recall@5	Recall@10	Recall@20	Recall@50	NDCG@10	NDCG@20	NDCG@100
aWAE	<b>0.355</b>	<b>0.230</b>	<b>0.203</b>	<b>0.279</b>	0.409	<b>0.226</b>	0.267	0.357
Mult-VAE	0.317	0.227	0.201	<b>0.279</b>	<b>0.427</b>	0.225	<b>0.269</b>	<b>0.362</b>
Mult-DAE	0.319	0.228	0.201	0.277	0.401	0.215	0.258	0.351

simple feature value, e.g., sparse structural data, their performance should be the same for most cases. For image classification task as discussed in the original paper, the WAE based approach outperforms VAE based approach. In addition, as discussed in (Arévalo, Duque, and Creatura 2018), the Mult-VAE is designed to be able to discount the popularity extent of items and thus the items with a low popularity would be considered into the recommendation set. Therefore, it would achieve a better performance if more items are considered for prediction. However, if a comparably small item set is to be recommended, the proposed aWAE would perform very well which is already verified from the experimental results.

## Conclusion

With the increase of data collected from the Web, the accumulated users' data could be well modeled for item recommendation. However, these data are assumed to contain not only the explicit data but also the implicit feedback data like 'click'. Therefore, various approaches have been proposed for this issue including the state-of-the-art variational autoencoder based collaborative filtering approach. To further enhance the model prediction ability, we in this paper adapt the original Wasserstein autoencoder for CF issue. Particularly, a novel loss function is proposed. Technically, a sample mean based method is proposed to calculate the distance between the distribution of the encoded latent variables and the true distribution. Two distinct cost functions

are proposed which can lead a significant performance improvement. The corresponding variational inference learning algorithm is also given. To the best of our knowledge, this paper is the first attempt to employ WAE to CF issue. We evaluate the proposed approach as well as some baseline methods on three real world data sets, i.e., ML-20M, Netflix and LASTFM. The experimental results have demonstrated that the proposed aWAE can achieve the best results when compared with the rest approaches, if we only recommend a comparatively small item set. This hints that the aWAE may work well for some applications where consumers are more sensitive to the recommendation list. In these applications, if the recommended items contains less relevant items, users may lose the interest to use the recommendation module provided by the E-Commerce site.



## References

- [Arévalo, Duque, and Creatura 2018] Arévalo, J.; Duque, J. R.; and Creatura, M. 2018. A missing information loss function for implicit feedback datasets. *arXiv preprint arXiv:1805.00121*.
- [Boyd 2011] Boyd, S. 2011. Alternating direction method of multipliers. In *Talk at NIPS workshop on optimization and machine learning*.
- [Chen and de Rijke 2018] Chen, Y., and de Rijke, M. 2018. A collective variational autoencoder for top- $n$  recommendation with side information. *arXiv preprint arXiv:1807.05730*.
- [Cremonesi, Koren, and Turrin 2010] Cremonesi, P.; Koren, Y.; and Turrin, R. 2010. Performance of recommender algorithms on top- $n$  recommendation tasks. In *Proceedings of the fourth ACM conference on Recommender systems*, 39–46. ACM.
- [Davidson et al. 2010] Davidson, J.; Liebald, B.; Liu, J.; Nandy, P.; Van Vleet, T.; Gargi, U.; Gupta, S.; He, Y.; Lambert, M.; Livingston, B.; et al. 2010. The youtube video recommendation system. In *Proceedings of the fourth ACM conference on Recommender systems*, 293–296. ACM.
- [Dong et al. 2017] Dong, X.; Yu, L.; Wu, Z.; Sun, Y.; Yuan, L.; and Zhang, F. 2017. A hybrid collaborative filtering model with deep structure for recommender systems. In *Proceedings of the Thirty-First AAAI Conference on Artificial Intelligence, February 4-9, 2017, San Francisco, California, USA.*, 1309–1315.
- [Georgiev and Nakov 2013] Georgiev, K., and Nakov, P. 2013. A non-iid framework for collaborative filtering with restricted boltzmann machines. In *International Conference on International Conference on Machine Learning*, 1148–1156.
- [Graves 2011] Graves, A. 2011. Practical variational inference for neural networks. In *Advances in neural information processing systems*, 2348–2356.
- [Guillamet, Vitria, and Schiele 2003] Guillamet, D.; Vitria, J.; and Schiele, B. 2003. Introducing a weighted non-negative matrix factorization for image classification. *Pattern Recognition Letters* 24(14):2447–2454.
- [Herlocker et al. 2017] Herlocker, J. L.; Konstan, J. A.; Borchers, A.; and Riedl, J. 2017. An algorithmic framework for performing collaborative filtering. In *ACM SIGIR Forum*, volume 51, 227–234. ACM.
- [Herrada 2008] Herrada, O. C. 2008. Music recommendation and discovery in the long tail. *Ceedings of International Congress on Electron Microscopy Methods Enzymol* 11(1):7–8.
- [Joachims et al. 2017] Joachims, T.; Granka, L.; Pan, B.; Hembrooke, H.; and Gay, G. 2017. Accurately interpreting clickthrough data as implicit feedback. In *ACM SIGIR Forum*, volume 51, 4–11. Acm.
- [Kingma and Welling 2013] Kingma, D. P., and Welling, M. 2013. Auto-encoding variational bayes. *arXiv preprint arXiv:1312.6114*.
- [Koren and Bell 2015] Koren, Y., and Bell, R. 2015. Advances in collaborative filtering. In *Recommender systems handbook*. Springer. 77–118.
- [Koren, Bell, and Volinsky 2009] Koren, Y.; Bell, R.; and Volinsky, C. 2009. Matrix factorization techniques for recommender systems. *Computer* (8):30–37.
- [Kuchaiev and Ginsburg 2017] Kuchaiev, O., and Ginsburg, B. 2017. Training deep autoencoders for collaborative filtering. *arXiv preprint arXiv:1708.01715*.
- [Levy and Jack 2013] Levy, M., and Jack, K. 2013. Efficient top- $n$  recommendation by linear regression. In *RecSys Large Scale Recommender Systems Workshop*.
- [Li 2017] Li, X. 2017. Classification with large sparse datasets: Convergence analysis and scalable algorithms.
- [Liang et al. 2018] Liang, D.; Krishnan, R. G.; Hoffman, M. D.; and Jebara, T. 2018. Variational autoencoders for collaborative filtering. *arXiv preprint arXiv:1802.05814*.
- [Makhzani et al. 2015] Makhzani, A.; Shlens, J.; Jaitly, N.; Goodfellow, I.; and Frey, B. 2015. Adversarial autoencoders. *arXiv preprint arXiv:1511.05644*.
- [Mnih and Salakhutdinov 2008] Mnih, A., and Salakhutdinov, R. R. 2008. Probabilistic matrix factorization. In *Advances in neural information processing systems*, 1257–1264.
- [Ning and Karypis 2011] Ning, X., and Karypis, G. 2011. Slim: Sparse linear methods for top- $n$  recommender systems. In *Proc. of ICDM*, 497–506.
- [Ricci, Rokach, and Shapira 2015] Ricci, F.; Rokach, L.; and Shapira, B. 2015. Recommender systems: introduction and challenges. In *Recommender systems handbook*. Springer. 1–34.
- [Shi, Larson, and Hanjalic 2014] Shi, Y.; Larson, M.; and Hanjalic, A. 2014. Collaborative filtering beyond the user-item matrix: a survey of the state of the art and future challenges. *Acm Computing Surveys* 47(1):1–45.
- [Tolstikhin et al. 2017] Tolstikhin, I.; Bousquet, O.; Gelly, S.; and Schoelkopf, B. 2017. Wasserstein auto-encoders. *arXiv preprint arXiv:1711.01558*.
- [Wu et al. 2016] Wu, Y.; DuBois, C.; Zheng, A. X.; and Ester, M. 2016. Collaborative denoising auto-encoders for top- $n$  recommender systems. In *Proceedings of the Ninth ACM International Conference on Web Search and Data Mining*, 153–162. ACM.
- [Xu et al. 2016] Xu, Z.; Chen, C.; Lukasiewicz, T.; Miao, Y.; and Meng, X. 2016. Tag-aware personalized recommendation using a deep-semantic similarity model with negative sampling. In *ACM International Conference on Information and Knowledge Management*, 1921–1924.
- [Yi 2017] Yi, M. 2017. Collaborative filtering. *Computer Science* 57(4):189–189.
- [Zhao, Song, and Ermon 2017] Zhao, S.; Song, J.; and Ermon, S. 2017. Infovae: Information maximizing variational autoencoders. *arXiv preprint arXiv:1706.02262*.