

Text-based Passwords Generated From Topological Graphic Passwords

Bing Yao^{1,5}, Xiaohui Zhang¹, Hui Sun¹, Yarong Mu¹, Yirong Sun¹, Xiaomin Wang²
Hongyu Wang^{2,‡}, Fei Ma², Jing Su², Chao Yang³, Sihua Yang⁴, Mingjun Zhang⁴

¹ College of Mathematics and Statistics, Northwest Normal University, Lanzhou, 730070, China

² School of Electronics Engineering and Computer Science, Peking University, Beijing 100871, China

³ School of Mathematics, Physics & Statistics, Shanghai University of Engineering Science, Shanghai, 201620, CHINA

⁴ School of Information Engineering, Lanzhou University of Finance and Economics, Lanzhou, 730030, CHINA

⁵ School of Electronics and Information Engineering, Lanzhou Jiaotong University, Lanzhou, 730070, China

[‡] The corresponding author's email: why1988jy@163.com

Abstract—Topological graphic passwords (Topsnut-gpws) are one of graph-type passwords, but differ from the existing graphical passwords, since Topsnut-gpws are saved in computer by algebraic matrices. We focus on the transformation between text-based passwords (TB-paws) and Topsnut-gpws in this article. Several methods for generating TB-paws from Topsnut-gpws are introduced; these methods are based on topological structures and graph coloring/labellings, such that authentications must have two steps: one is topological structure authentication, and another is text-based authentication. Four basic topological structure authentications are introduced and many text-based authentications follow Topsnut-gpws. Our methods are based on algebraic, number theory and graph theory, many of them can be transformed into polynomial algorithms. A new type of matrices for describing Topsnut-gpws is created here, and such matrices can produce TB-paws in complex forms and longer bytes. Estimating the space of TB-paws made by Topsnut-gpws is very important for application. We propose to encrypt dynamic networks and try to face: (1) thousands of nodes and links of dynamic networks; (2) large numbers of Topsnut-gpws generated by machines rather than human's hands. As a try, we apply spanning trees of dynamic networks and graphic groups (Topsnut-groups) to approximate the solutions of these two problems. We present some unknown problems in the end of the article for further research.

Keywords—Text-based passwords; graphical password; topological graphic password; computational security; encryption.

I. INTRODUCTION

Graphical passwords (GPWs) are familiar with people in nowadays, such as 1-dimension code, 2-dimension code, face authentication, finger-print authentication, speaking authentication, and so on, in which 2-dimension code is widely used in everywhere of the world. A 2-dimension code can be considered as a GPW, since it is a picture. Researchers have worked on GPWs for a long time ([5], [6], [7]). Wang *et al.* propose another type of graphic passwords (Topsnut-gpws) in [20] and [21], which differ from the existing GPWs.

As an example, we have two *Topsnut-gpws* shown in Fig.1(a) and (b), where T is as a *public key*, H is as a *private key*. The *authentication* in network communication is

given in Fig.1(c). By observing Fig.1 carefully, we can see that the labels of nodes (also, vertices) and edges of two *Topsnut-gpws* T and H form a complementary relationship, and the labels of each edge and its two nodes in T and H satisfies some certain mathematical restraints. Another important character of *Topsnut-gpws* is the *configuration*, also, the *topological structure* (called *graph* hereafter). Thereby, we say that *Topsnut-gpws* are natural-inspired from mathematics of view. In general, *Topsnut-gpws* are easy saved in computer by algebraic matrices, and *Topsnut-gpws* occupy small space rather than that of the existing GPWs such that *Topsnut-gpws* can be implemented quickly.

Topsnut-gpw can be as a platform for password, cipher code and encryption of information security. As *Topsnut-gpws* were made by “topological configurations plus number theory”, we will apply a particular class of matrices to describe *Topsnut-gpws* for the purpose of writing easily in computer and running quickly by computer. These matrices are called *Topsnut-matrices*, and can yield randomly text-based passwords (TB-paws for short) for authentication and encryption in communication. For the theoretical base, we will introduce some operations on *Topsnut-matrices* in order to implement them for building up TB-paws flexibly.

As known, *Topsnut-gpws* are related with many mathematical conjectures or NP-problems, so *Topsnut-gpws* are *computationally unbreakable or provable security*. A *Topsnut-gpw* G has an advantage, that is, it can generate text-based passwords with longer byte such that it is impossible to rebuild the original *Topsnut-gpw* G from the derivative text-based passwords made by G . This derives us to explore the area of generating text-based passwords from *Topsnut-gpws* in this article. We believe this transformation from *Topsnut-gpws* to text-based passwords is very important for the real application of *Topsnut-gpws*.

A. Examples and problems

We write “text-based passwords” by TB-paws, and “topological graphic passwords” as *Topsnut-gpws* hereafter, for the purpose of quick statement. We will make some TB-

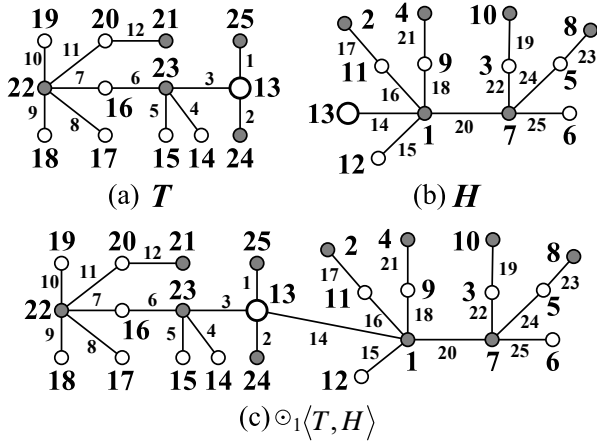


Fig. 1. (a) A Topsnut-gpw as a public key; (b) a Topsnut-gpw as a private key; (c) an authentication $\odot_1\langle T, H \rangle$.

paws from a Topsnut-gpw depicted in Fig.2. Along a path $P_1 = y_{2,10}^2 x_{3,1}^3 x_{4,6}^1 x_{1,1}^2 x_{2,6}^1$ shown in Fig.2, we have a TB-paw

$$D_1 = 3163321891571570125125$$

obtained from the labels of vertices and edges on the path P_1 .

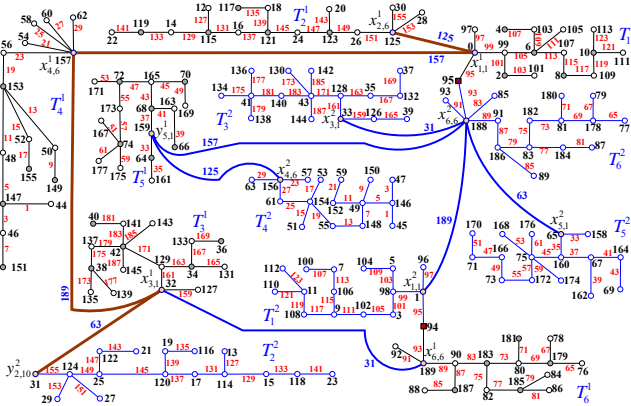


Fig. 2. A Topsnut-gpw G cited from [24].

The Topsnut-gpw G depicted in Fig.2 admits an odd-elegant labelling $f : V(G) \rightarrow [0, 189]$ such that each edge $uv \in E(G)$ holds $f(uv) = f(u) + f(v) \pmod{190}$ to be an odd number, and $f(x) \neq f(y)$ for any pair of vertices $x, y \in V(G)$, as well as $f(uv) \neq f(st)$ for any two edges uv and st of G . By cryptography of view, the Topsnut-gpw G has twelve sub-Topsnut-gpws T_i^1 and T_i^2 with $i \in [1, 6]$ to form a larger authentication, where T_i^1 with $i \in [1, 6]$ are public keys, and T_i^2 with $i \in [1, 6]$ are private keys. Moreover, a sub-Topsnut-gpw T_1^1 pictured in Fig.3 distributes us a TB-paw

$$\begin{aligned} D(T_1^1) = & 0959509797099999101210310199 \\ & 105610910310746111105611310711 \\ & 581171091191012311310121111 \end{aligned}$$

Obviously, to reconstruct the sub-Topsnut-gpw T_1^1 from the TB-paw $D(T_1^1)$ is difficult, and the TB-paw $D(T_1^1)$ does not rebuild the original Topsnut-gpw G at all. It means that the procedure of generating TB-paws from Topsnut-gpws is irreversible. On the other hands, this Topsnut-gpw G can distribute us $(570!) \cdot (190!) \cdot 2^{190}$ TB-paws $D(G)$ shown in the formula (22), such that each TB-paw $D(G)$ has at least 380 bytes or more.

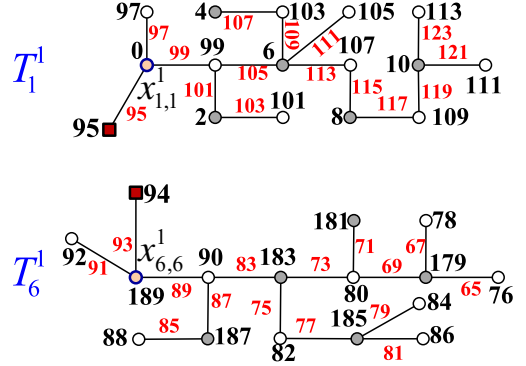


Fig. 3. Two sub-Topsnut-gpws T_1^1 and T_6^1 obtained from the Topsnut-gpw G shown in Fig.2, in which each edge $uv \in E(T_1^1)$ (or $uv \in E(T_6^1)$) holds $f(uv) = f(u) + f(v) \pmod{190}$.

For the encryption of data and dynamic networks, we propose the following problems:

Problem 1. How to generate TB-paws from a given Topsnut-gpw?

Problem 2. How many TB-paws with the desired k -byte are there in a given Topsnut-gpw?

Problem 3. How to encrypt a dynamic network by Topsnut-gpws or TB-paws?

We will try to find some ways for answering partly the above problems in the later sections. In graph theory, Topsnut-gpws are called *labelled graphs*, so both concepts of Topsnut-gpws and labelled graphs will be used indiscriminately in this article.

B. Preliminary

The following terminology, notation, labellings, particular graphs and definitions will be used in the later discussions.

1) The notation $[m, n]$ indicates a consecutive set $\{m, m+1, \dots, n\}$ with integers m, n holding $0 \leq m < n$, $[a, b]^o$ denotes an odd-set $\{a, a+2, \dots, b\}$ with odd integers a, b with respect to $1 \leq a < b$, and $[\alpha, \beta]^e$ is an even-set $\{\alpha, \alpha+2, \dots, \beta\}$ with even integers α, β .

2) The number of elements of a set X is written as $|X|$.

3) $N(u)$ is the set of vertices adjacent with a vertex u , $\deg_G(v) = |N(v)|$ is called the degree of the vertex u . If $\deg_G(u) = 1$ we call u a leaf.

4) A lobster is a tree such that the deletion of leaves of the tree results in a caterpillar, where the deletion of leaves of a caterpillar produces just a path.

5) A graph G having p vertices and q edges is called a (p, q) -graph.

6) A *spider* S is a tree having paths $P_i = u_{i,1}u_{i,2}\cdots u_{i,m_i}$ with $m_i \geq 1$ and $i \in [1, n]$, its own vertex set $V(S) = \{u_0, v_k, u_{i,j} : k \in [1, m], j \in [1, m_i], i \in [1, n]\}$, such that its own edge set $E(S) = \{u_0v_k : k \in [1, m]\} \cup \{u_0u_{i,1} : i \in [1, n]\} \cup (\bigcup_{i=1}^n E(P_i))$, and $m + n \geq 3$. Clearly, $\deg_S(u_0) \geq 3$, and $1 \leq \deg_S(x) \leq 2$ for any vertex $x \in V(S) \setminus \{u_0\}$. We call u_0 as the *body*, and each path P_i is a *leg* of length m_i of S .

7) A *ring-like network* N_{ring} has a unique cycle C_m , and each vertex u_i of C_m is coincident with some vertex v_i of a tree T_i with $i \in [1, m]$.

8) The set of all subsets of a set X is denoted as X^2 , but the empty set is not allowed in X^2 . For example, for a set $X = \{a, b, c, d\}$, then X^2 contains: $\{a\}$, $\{b\}$, $\{c\}$, $\{d\}$, $\{a, b\}$, $\{a, c\}$, $\{a, d\}$, $\{b, c\}$, $\{b, d\}$, $\{c, d\}$, $\{a, b, c\}$, $\{a, b, d\}$, $\{a, c, d\}$, $\{b, c, d\}$, $\{a, b, c, d\}$.

Definition 1. [33] A *labelling* h of a graph G is a mapping $h : S \subseteq V(G) \cup E(G) \rightarrow [a, b]$ such that $h(x) \neq h(y)$ for any pair of elements x, y of S , and write the label set $h(S) = \{h(x) : x \in S\}$. A *dual labelling* h' of a labelling h is defined as: $h'(z) = \max h(S) + \min h(S) - h(z)$ for $z \in S$. Moreover, $h(S)$ is called the *vertex label set* if $S = V(G)$, $h(S)$ the *edge label set* if $S = E(G)$, and $h(S)$ a *universal label set* if $S = V(G) \cup E(G)$.

A combinatoric definition of set-labellings is as follows.

Definition 2. [33] Let G be a (p, q) -graph.

(i) A set mapping $F : V(G) \cup E(G) \rightarrow [0, p + q]^2$ is called a *total set-labelling* of G if $F(x) \neq F(y)$ for distinct elements $x, y \in V(G) \cup E(G)$.

(ii) A vertex set mapping $F : V(G) \rightarrow [0, p + q]^2$ is called a *vertex set-labelling* of G if $F(x) \neq F(y)$ for distinct vertices $x, y \in V(G)$.

(iii) An edge set mapping $F : E(G) \rightarrow [0, p + q]^2$ is called an *edge set-labelling* of G if $F(uv) \neq F(xy)$ for distinct edges $uv, xy \in E(G)$.

(iv) A vertex set mapping $F : V(G) \rightarrow [0, p + q]^2$ and a proper edge mapping $g : E(G) \rightarrow [a, b]$ are called a *v -set e -proper labelling* (F, g) of G if $F(x) \cap F(y) = \emptyset$ for distinct vertices $x, y \in V(G)$ and two edge labels $g(uv) \neq g(wz)$ for distinct edges $uv, wz \in E(G)$.

(v) An edge set mapping $F : E(G) \rightarrow [0, p + q]^2$ and a proper vertex mapping $f : V(G) \rightarrow [a, b]$ are called an *e -set v -proper labelling* (F, f) of G if $F(uv) \neq F(wz)$ for distinct edges $uv, wz \in E(G)$ and two vertex labels $f(x) \neq f(y)$ for distinct vertices $x, y \in V(G)$. \square

Definition 3. ([4], [34], [41]) Suppose that a connected (p, q) -graph G with $1 \leq p - 1 \leq q$ admits a mapping $\theta : V(G) \rightarrow \{0, 1, 2, \dots\}$. For edges $xy \in E(G)$ the induced edge labels are defined as $\theta(xy) = |\theta(x) - \theta(y)|$. Write $\theta(V(G)) = \{\theta(u) : u \in V(G)\}$, $\theta(E(G)) = \{\theta(xy) : xy \in E(G)\}$. There are the following restrictions:

- (a) $|\theta(V(G))| = p$.
- (b) $|\theta(E(G))| = q$.
- (c) $\theta(V(G)) \subseteq [0, q]$, $\min \theta(V(G)) = 0$.

(d) $\theta(V(G)) \subseteq [0, 2q - 1]$, $\min \theta(V(G)) = 0$.

(e) $\theta(E(G)) = \{\theta(xy) : xy \in E(G)\} = [1, q]$.

(f) $\theta(E(G)) = \{\theta(xy) : xy \in E(G)\} = [1, 2q - 1]^o$.

(g) G is a bipartite graph with the bipartition (X, Y) such that $\max\{\theta(x) : x \in X\} < \min\{\theta(y) : y \in Y\}$ ($\theta(X) < \theta(Y)$ for short).

(h) G is a tree containing a perfect matching M such that $\theta(x) + \theta(y) = q$ for each edge $xy \in M$.

(i) G is a tree having a perfect matching M such that $\theta(x) + \theta(y) = 2q - 1$ for each edge $xy \in M$.

A *graceful labelling* θ holds (a), (c) and (e) true; a *set-ordered graceful labelling* θ satisfies (a), (c), (e) and (g), simultaneously; a *strongly graceful labelling* θ holds (a), (c), (e) and (h) true; a *strongly set-ordered graceful labelling* θ complies with (a), (c), (e), (g) and (h) meanwhile. An *odd-graceful labelling* θ holds (a), (d) and (f) true; a *set-ordered odd-graceful labelling* θ obeys (a), (d), (f) and (g), simultaneously; a *strongly odd-graceful labelling* θ holds (a), (d), (f) and (i) true at the same time; a *strongly set-ordered odd-graceful labelling* θ fulfils (a), (d), (f), (g) and (i), simultaneously. \square

Another group of definitions is about the sum of end labels of edges, we present it as follows:

Definition 4. ([4], [42]) A (p, q) -graph G with $1 \leq p - 1 \leq q$ admits a labelling $f : V(G) \rightarrow H$, where H is an *integer set*. For edges $xy \in E(G)$ the induced edge labels are defined as $f(uv) = f(u) + f(v)$ or $f(uv) = f(u) + f(v) \pmod{M}$ for every edge $uv \in E(G)$. And $f(V(G)) = \{f(u) : u \in V(G)\}$ is the *vertex label set*, and $f(E(G)) = \{f(xy) : xy \in E(G)\}$ is the *edge label set*. There are the following constraints:

- c-1. $f(V(G)) \subseteq H$.
- c-2. $f(V(G)) \subseteq [0, q - 1]$.
- c-3. $f(V(G)) \subseteq [0, q]$.
- c-4. $f(V(G)) \subseteq [0, 2q - 1]$.
- c-5. $f(V(G)) \subseteq [0, 2q]$.
- c-6. $f(uv) = f(u) + f(v)$.
- c-7. $f(uv) = f(u) + f(v)$ when $f(u) + f(v)$ is even, and $f(uv) = f(u) + f(v) + 1$ when $f(u) + f(v)$ is odd.
- c-8. $f(uv) = f(u) + f(v) \pmod{q}$.
- c-9. $f(uv) = f(u) + f(v) \pmod{2q}$.
- c-10. $f(E(G)) = [0, q - 1]$.
- c-11. $f(E(G)) = [0, 2q - 2]^e$.
- c-12. $f(E(G)) = [2, 2q]^e$.
- c-13. $f(E(G)) = [1, 2q - 1]^o$.
- c-14. $|f(E(G))| = q$.
- c-15. $f(E(G)) = [c, c + q - 1]$.
- c-16. There exists an integer k so that $\min\{f(u), f(v)\} \leq k < \max\{f(u), f(v)\}$.
- c-17. G is bipartite with its bipartition (X, Y) so that $\max f(X) < \min f(Y)$.

We call f to be: (1) a *felicitous labelling* if c-3, c-8 and c-10 hold true; (2) an *odd-elegant labelling* if c-4, c-9 and c-13 hold true; (3) a *harmonious labelling* if c-2, c-8 and c-10 hold true, when G is a tree, exactly one edge label may be used on two vertices; (4) a *properly even harmonious labeling* if c-5, c-9 and c-11 hold true; (5) a *c-harmonious labeling* if

c-2, c-6 and c-15 hold true; (6) an *even sequential harmonious labeling* if c-5, c-7 and c-12 hold true; (7) a *H-harmonious harmonious labeling* if c-1, c-6 and c-14 hold true; (8) a *strongly harmonious labeling* if c-3, c-8, 16 and c-10 hold true; (9) a *set-ordered harmonious labeling* if c-3, c-8, c-17 and c-10 hold true; (10) an *set-ordered odd-elegant labelling* if c-4, c-9, c-17 and c-13 hold true;

II. TECHNIQUES FOR GENERATING TB-PAWS FROM TOPSNUT-GPWS

Our methods for generating TB-paws from Topsnut-gpws are mainly based on the following disciplines: Topsnut-configurations, graph-labellings, Topsnut-matrices, Topsnut-matchings and graphic groups, these are two invariable quantities of Topsnut-gpws.

A. Topsnut-configurations

By simple and clear statements, we utilize the odd-graceful/odd-graceful labellings and Topsnut-configuration to show several methods for creating TB-paws.

1) *Path-neighbor-method*: As known, each of caterpillars (see Fig.4) and lobsters admits an odd-graceful labelling [41].

H is a caterpillar of a (p, q) -graph G admitting a set-ordered odd-graceful labelling f . So, the deletion of leaves of H is just a path $P = u_1 u_2 \cdots u_n$ in the caterpillar H , such that each u_i has its own leaf set $L(u_i) = \{v_{i,j} : j \in [1, m_i]\}$ with $m_i \geq 0$ and $i \in [1, n]$, and the vertex set is

$$V(H) = V(P) \cup L(u_1) \cup L(u_2) \cup \cdots \cup L(u_n)$$

See a caterpillar T depicted in Fig.4. Thereby, we can get a vv-type TB-paw $D_v(P) = f(u_1)f(u_2) \cdots f(u_n)$ and a vev-type TB-paw

$$D_{vev}(P) = f(u_1)f(u_1 u_2)f(u_2)f(u_2 u_3) \cdots f(u_{n-1} u_n)f(u_n)$$

by the *path-method* for deriving two types of TB-paws from Topsnut-gpws.

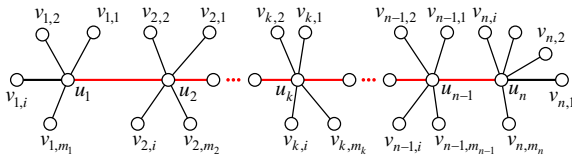


Fig. 4. A general caterpillar T .

From a path $Q = u_1 u_2 u_3 u_4 u_5$ revealed in Fig.5, we can get a vv-type TB-paw $D_{vv}(Q) = 037102512$ and a vev-type TB-paw $D_{vev}(Q) = 03737271015251312$ by the path-method.

Next, we introduce the *path-neighbor-method*.

Let a vertex u have its neighbor set $N(u) = \{v_1, v_2, \dots, v_{m_u}\}$ with $f(v_i) < f(v_{i+1})$, we have a vv-type TB-paw

$$D_{vv}(u) = f(u)f(v_1)f(v_2) \cdots f(v_{m_u})f(u)$$

and

$$D_{vev}(u) = f(u)f(uv_1)f(v_1)f(v_1 v_2)f(v_2) \cdots f(v_{m_u-1} v_{m_u})f(v_{m_u})f(v_{m_u} u)f(u)$$

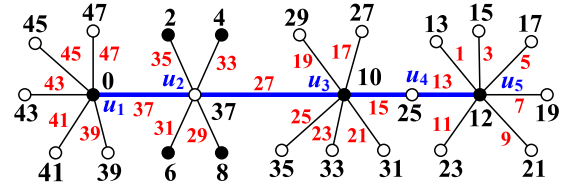


Fig. 5. A labelled caterpillar H , also, a Topsnut-gpw.

by the mini-principle, and moreover we get a vv-type TB-paw

$$D'_{vv}(u) = f(u)f(v_{m_u})f(v_{m_u-1}) \cdots f(v_2)f(v_1)f(u)$$

and another vev-type TB-paw

$$D'_{vev}(u) = f(u)f(uv_{m_u})f(v_{m_u})f(v_{m_u} v_{m_u-1}) f(v_{m_u-1}) \cdots f(v_3 v_2)f(v_2)f(v_2 v_1)f(v_1)f(v_1 u)f(u)$$

by the maxi-principle. Let $N(v_1) = \{v_{1,1}, v_{1,2}, \dots, v_{1,m_{v_1}}\}$ with $f(v_{1,j}) < f(v_{1,j+1})$, where $v_1 \in N(u)$. By the mini-principle, for the edge uv_1 , we write a vv-type TB-paw

$$D_{vv}(uv_1) = f(u)f(v_1)f(v_2) \cdots f(v_{m_u})f(u) f(v_1)f(v_{1,1})f(v_{1,2}) \cdots f(v_{1,m_{v_1}})f(v_1) \quad (1)$$

by the mini-principle, denoted as

$$D_{vv}(uv_1) = D_{vv}(u) \uplus D_{vv}(v_1), \quad (2)$$

and moreover we can write a vev-type TB-paw

$$D_{vev}(uv_1) = f(u)f(uv_1)f(v_1)f(v_1 v_2)f(v_2) \cdots f(v_{m_u-1})f(v_{m_u-1} v_{m_u})f(v_{m_u})f(v_{m_u} u)f(u) f(v_1)f(v_1 v_{1,1})f(v_{1,1})f(v_{1,1} v_{1,2})f(v_{1,2}) \cdots f(v_{1,m_{v_1}-1} v_{1,m_{v_1}})f(v_{1,m_{v_1}})f(v_{1,m_{v_1}} v_1)f(v_1) \quad (3)$$

by the mini-principle, denoted as

$$D_{vev}(uv_1) = D_{vev}(u) \uplus D_{vev}(v_1). \quad (4)$$

Similarly with (2) and (4), we can write $D'_{vv}(uv_1) = D'_{vv}(u) \uplus D'_{vv}(v_1)$ and $D'_{vev}(uv_1) = D'_{vev}(u) \uplus D'_{vev}(v_1)$ by the maxi-principle.

For example, by means of a caterpillar H exhibited in Fig.5 and two formulae (1) and (3), we have two vv-type TB-paws

$$D_{vv}(H) = 0373941434547037246810371025272 9313335102510122512131517192123$$

$$D'_{vv}(H) = 047454341393703710864237103531 292725102512102512232119171513$$

according to the mini-principle and the maxi-principle. Similarly,

$$D_{vev}(H) = 037373939414143434545474703 73523343162982710371015251727 19292131233325351025151013122 5121133155177199211123$$

is a vev-type TB-paw by the mini-principle, and moreover,

$$D'_{vev}(H) = 04747454543434141393937370372 \\ 7102983163343523710273725352333 \\ 21311929172715251025131215102 \\ 51211239217195173151113$$

is obtained by the maxi-principle.

It is easy to see that there are many ways to generate vv-type/vev-type TB-paws from a Topsnut-gpw made by a labelled caterpillar, except the mini-principle and the maxi-principle. In a vv-type/vev-type TB-paw $f(u_i)D(N(u_i))f(u_i)$, we say $head = f(u_i)$, $f(u_i) = tail$, and $D(N(u_i)) = body$ in the vv-type/vev-type TB-paw $f(u_i)D(N(u_i))f(u_i)$. So, we have $(m_i)!$ permutations for writing $D(N(u_i))$, and a caterpillar with the path $u_1u_2 \cdots u_n$ distributes us $\prod_{i=1}^n (m_i)!$ vv-type/vev-type TB-paws at least.

2) *Cycle-neighbor-method*: By a caterpillar T depicted in Fig.4, we add an edge u_1u_n to T for joining the vertex u_1 with u_n , the resulting graph is denoted as $T' = T + u_1u_n$, in which there is a cycle $C = u_1u_2 \cdots u_nu_1$. So, we have a vv-type TB-paw

$$D_{vv}(T') = D_{vv}(u_1) \uplus D_{vv}(u_2) \uplus \cdots \\ \uplus D_{vv}(u_n) \uplus D_{vv}(u_1) \\ = [\uplus_{k=1}^n D_{vv}(u_k)] \uplus D_{vv}(u_1) \quad (5)$$

along the cycle C , and a vev-type TB-paw

$$D_{vev}(T') = D_{vev}(u_1) \uplus D_{vev}(u_2) \uplus \cdots \\ \uplus D_{vev}(u_n) \uplus D_{vev}(u_1) \\ = [\uplus_{k=1}^n D_{vev}(u_k)] \uplus D_{vev}(u_1). \quad (6)$$

Since we have n initial vertices of the cycle $C = u_1u_2 \cdots u_nu_1$, so the number of vv-type/vev-type TB-paws distributed from C is equal to

$$N_{itp}(C) = n \cdot (m_1 + 1)! \cdot (m_n + 1)! \cdot \prod_{i=2}^{n-1} (m_i)!. \quad (7)$$

3) *Lobster-neighbor-method*: In [41] and [42], the authors have proven: *Each lobster admits one of odd-graceful labelling and odd-elegant labelling*. Thereby, we can apply lobsters to make Topsnut-gpws, or we select sub-Topsnut-gpws being lobsters of Topsnut-gpws to derive vv-type/vev-type TB-paws. Another advantage about lobsters is helpful for us to produce random Topsnut-gpws that generate random vv-type/vev-type TB-paws.

Recall, a lobster is defined as a tree T such that the deletion of leaves of T results in a caterpillar, that is, the remainder $T - L(T)$ is just a caterpillar, where $L(T)$ is the set of all leaves of T . In other words, each lobster can be constructed by adding leaves to some caterpillar. The results in [41] and [42] enable us to build up lobsters admitting odd-graceful/odd-elegant labellings by caterpillars admitting set-ordered odd-graceful/odd-elegant labellings through adding leaves.

We show an example for illustrating ‘‘adding leaves to a caterpillar admitting a set-ordered odd-graceful labelling produces a lobster admitting an odd-graceful labelling’’. Based on a caterpillar H , as revealed in Fig.5, we can see that Fig.6 gives the procedure of ‘‘adding randomly leaves to H ’’, and the labelling new edges is shown in Fig.7, and moreover the procedure of ‘‘labelling new vertices and relabelling old vertices’’ presents the desired odd-graceful lobster (see Fig.8).

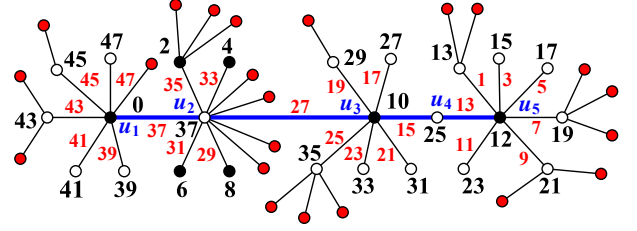


Fig. 6. Adding leaves (with red vertices) randomly to a caterpillar H exhibited in Fig.5 for producing a lobster.

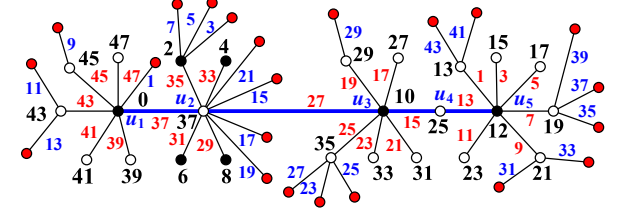


Fig. 7. Labelling new edges.

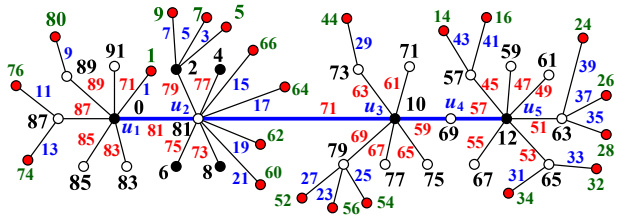


Fig. 8. An odd-graceful lobster obtained by labelling new vertices and relabelling old vertices and old edges.

We, now, come to introduce the *lobster-neighbor-method* for getting vv-type/vev-type TB-paws from a Topsnut-gpw made by an odd-graceful lobster in the following algorithm.

Theorem 1. *There exists an efficient and polynomial algorithm (LOBSTER-algorithm) for generating vv-type/vev-type TB-paws from Topsnut-gpws made by odd-graceful lobsters.*

Proof. We, directly, use an algorithmic proof here for generating vv-type/vev-type TB-paws from Topsnut-gpws.

Step 1. Suppose that a lobster T corresponds to a caterpillar H obtained by deleting some leaves from T . Write $L'(T)$ as the set of deleted leaves, so $H = T - L'(T)$. Conversely, T is obtained by adding the leaves of $L'(T)$ to H . Let $P = u_1u_2 \cdots u_n$ be the path as the remainder after the deletion of

leaves of the caterpillar H , and let g be a set-ordered odd-graceful labelling of H . Thereby, we have

$$D_{vv}(u_i) = g(u_i)g(v_{i,1})g(v_{i,2}) \cdots g(v_{i,m_i})g(u_i)$$

with $v_{i,j} \in N(u_i) = \{v_{i,j} : j \in [1, m_i]\}$ and

$$D_{vev}(u_i) = g(u_i)g(u_i v_{i,1})g(v_{i,1})g(v_{i,1}v_{i,2})g(v_{i,2}) \\ \cdots g(v_{i,m_i-1}v_{i,m_i})g(v_{i,m_i})g(v_{i,m_i}u_i)g(u_i)$$

with $v_{i,j} \in N(u_i) = \{v_{i,j} : j \in [1, m_i]\}$. Thereby, we have a vv-type TB-paw

$$D_{vv}(H) = D_{vv}(u_1) \uplus D_{vv}(u_2) \uplus \cdots \uplus D_{vv}(u_n) \\ = \uplus_{k=1}^n D_{vv}(u_k) \quad (8)$$

and a vev-type TB-paw

$$D_{vev}(H) = D_{vev}(u_1) \uplus D_{vev}(u_2) \uplus \cdots \uplus D_{vev}(u_n) \\ = \uplus_{k=1}^n D_{vev}(u_k). \quad (9)$$

Step 2. Adding randomly leaves to H for forming a lobster T . Since g is a set-ordered odd-graceful labelling of the caterpillar H , so $V(H) = X \cup Y$ with $X \cap Y = \emptyset$, and any edge xy of H holds $x \in X$ and $y \in Y$ such that $\max g(X) < \min g(Y)$. By the hypothesis above, we can write $X = \{x_1, x_2, \dots, x_s\}$ with $g(x_i) < g(x_{i+1})$ for $i \in [1, s-1]$, and $Y = \{y_1, y_2, \dots, y_t\}$ with $g(y_j) < g(y_{j+1})$ for $j \in [1, t-1]$. Suppose that each vertex x_i is added leaves from the set $L(x_i) = \{u_{i,j} : j \in [1, a_i]\}$ with $i \in [1, s]$, and each vertex y_j is added leaves from the set $L(y_j) = \{w_{j,k} : k \in [1, b_j]\}$ with $k \in [1, t]$. Here, it is allowed some $a_i = 0$ or $b_j = 0$. The resulting tree is just T . Therefore,

$$|E(T)| = |E(H)| + \sum_{i=1}^s a_i + \sum_{j=1}^t b_j,$$

and write $M = |E(T)| - |E(H)|$.

We define a labelling f for T in the following steps.

Substep 2.1. We label the edges $x_i u_{i,j}$ of T in the increasing order: $f(x_1 u_{1,j}) = 2j - 1$ for $j \in [1, a_1]$, $f(x_2 u_{2,j}) = 2j + f(x_1 u_{1,a_1})$ for $j \in [1, a_2]$, and

$$f(x_k u_{k,j}) = 2j + \sum_{i=1}^{k-1} f(x_i u_{i,a_i}), \quad j \in [1, a_k]$$

with $k \in [2, s]$. Thus, $f(x_s u_{2,a_s}) = (2 \sum_{i=1}^s a_i) - 1$.

Substep 2.2. For the edges $y_j w_{j,k}$, we set in the decreasing order: $f(y_t w_{t,k}) = 2k + f(x_s u_{2,a_s})$ with $k \in [1, b_t]$, $f(y_{t-1} w_{t-1,k}) = 2k + f(y_t w_{t,k})$ with $k \in [1, b_{t-1}]$, and

$$f(y_{t-j} w_{t-j,k}) = 2k + \sum_{i=1}^j f(y_{t-i+1} w_{t-i+1, b_{t-i+1}}),$$

with $k \in [1, b_{t-j}]$ and $j \in [1, t-1]$.

Substep 2.3. We come to label the vertices of T in the following way: $f(x) = g(x)$ for $x \in X$; $f(u_{i,j}) = f(x_i u_{i,j}) - f(u_i)$ for $u_{i,j} \in L(x_i)$ with $i \in [1, s]$; $f(y) = g(y) + 2M$ for $y \in Y$; and $f(w_{k,j}) = f(y_k) - f(y_k w_{k,j})$ for $w_{k,j} \in L(y_k)$ with $k \in [1, t]$

Step 3. Producing a vv-type TB-paw and a vev-type TB-paw from the lobster T . We use the notation L^* to denote the set of new leaves added to H hereafter. We set $D_{vv}(L^*(u_i)) = f(\alpha_{i,1})f(\alpha_{i,2}) \cdots f(\alpha_{i,c_i})f(u_i)$ for $\alpha_{i,j} \in L^*(u_i)$ with $i \in [1, n]$, and get a vv-type sub-TB-paw

$$D'_{vv}(u_i) = f(u_i) \uplus D_{vv}(L^*(u_i)) \uplus f(v_{i,1}) \uplus D_{vv}(L^*(v_{i,1})) \\ \uplus f(v_{i,2}) \uplus D_{vv}(L^*(v_{i,2})) \uplus \cdots \uplus D_{vv}(L^*(v_{i,m_i-1})) \\ \uplus f(v_{i,m_i}) \uplus D_{vv}(L^*(v_{i,m_i})) \uplus f(u_i)$$

with $u_i \in V(P)$, where $L^*(v_{i,j})$ is the set of new leaves added to $v_{i,j}$ and $D_{vv}(L^*(v_{i,j})) = f(\beta_{i,1})f(\beta_{i,2}) \cdots f(\beta_{i,c_i})f(v_{i,j})$ for $\beta_{i,j} \in L^*(v_{i,j})$. Hence, we get the desired vv-type TB-paw

$$D_{vv}(T) = D'_{vv}(u_1) \uplus D'_{vv}(u_2) \uplus \cdots \uplus D'_{vv}(u_n) \\ = \uplus_{k=1}^n D'_{vv}(u_k) \quad (10)$$

Next, for getting a vev-type TB-paw from the lobster T , we take

$$D_{vev}(L^*(u_i)) = f(u_i \alpha_{i,1})f(\alpha_{i,1})f(\alpha_{i,1} \alpha_{i,2})f(\alpha_{i,2}) \\ \cdots f(\alpha_{i,c_i})f(\alpha_{i,c_i} u_i)f(u_i)$$

for $\alpha_{i,j} \in L^*(u_i)$, and moreover

$$D_{vev}(L^*(v_{i,j})) = f(v_{i,j} \beta_{i,1})f(\beta_{i,1})f(\beta_{i,1} \beta_{i,2})f(\beta_{i,2}) \\ \cdots f(\beta_{i,c_i-1} \beta_{i,c_i})f(\beta_{i,c_i})f(\beta_{i,c_i} v_{i,j})f(v_{i,j})$$

for $\beta_{i,j} \in L^*(v_{i,j})$. So,

$$D'_{vev}(u_i) = f(u_i) \uplus D_{vev}(L^*(u_i)) \uplus f(u_i v_{i,1}) \\ f(v_{i,1}) \uplus D_{vev}(L^*(v_{i,1})) \uplus f(v_{i,1} v_{i,2})f(v_{i,2}) \\ \uplus D_{vev}(L^*(v_{i,2})) \uplus f(v_{i,2} v_{i,3})f(v_{i,3}) \uplus \cdots \\ \uplus f(v_{i,m_i-1} v_{i,m_i})f(v_{i,m_i}) \uplus D_{vev}(L^*(v_{i,m_i})) \\ \uplus f(v_{i,m_i} u_i)f(u_i)$$

with $u_i \in V(P)$. Thereby, the lobster T distributes a vev-type TB-paw as follows

$$D_{vev}(T) = D'_{vev}(u_1) \uplus D'_{vev}(u_2) \uplus \cdots \uplus D'_{vev}(u_n) \\ = \uplus_{k=1}^n D'_{vev}(u_k). \quad (11)$$

Since the above algorithm is constructive, so we claim that our algorithm are polynomial and efficient. The proof of the theorem is complete. \square

We estimate the space of Topsnut-gpws made by labelled lobsters. Since adding m leaves to a (p, q) -caterpillar T admitting a labelling f producing lobsters, we assume these m leaves are added to k vertices of T with $1 \leq k \leq m$.

We select k vertices from T for adding m leaves to them, then we have $A_p^k = p(p-1) \cdots (p-k+1)$ selections, rather than $\binom{p}{k} = \frac{p!}{k!(p-k)!}$. Next, we decompose m into a group of k parts m_1, m_2, \dots, m_k holding $m = m_1 + m_2 + \cdots + m_k$ with $m_i \neq 0$. Suppose there is $P(m, k)$ groups of such k parts. For a group of k parts m_1, m_2, \dots, m_k , let $m_{i_1}, m_{i_2}, \dots, m_{i_k}$ be a permutation of the group $\{m_1, m_2, \dots, m_k\}$, so we have the

number of such permutations is a factorial $k!$. Since the (p, q) -caterpillar T is labelled well by the odd-graceful labelling f , then we have

$$A_{leaf}(T, m) = \sum_{k=1}^m A_p^k \cdot P(m, k) \cdot k! = \sum_{k=1}^m P(m, k) \cdot p! \quad (12)$$

to be the number of lobsters made by adding m leaves to T , where $P(m, k) = \sum_{r=1}^k P(m-k, r)$. Here, computing $P(m, k)$ can be transformed into finding the number $A(m, k)$ of solutions of equation $m = \sum_{i=1}^k ix_i$. There is a recursive formula

$$A(m, k) = A(m, k-1) + A(m-k, k) \quad (13)$$

with $0 \leq k \leq m$. It is not easy to compute the exact value of $A(m, k)$, for example,

$$A(m, 6) = \left[\frac{1}{1036800} (12m^5 + 270m^4 + 1520m^3 - 1350m^2 - 19190m - 9081) + \frac{(-1)^m (m^2 + 9m + 7)}{768} + \frac{1}{81} \left[(m+5) \cos \frac{2m\pi}{3} \right] \right].$$

Finally, let $N(\text{caterpillar}, p)$ be the number of caterpillars of p vertices, and let a caterpillar T of p vertices has $N(\text{odd-graceful})$ set-ordered odd-graceful labellings. Then all of caterpillars of p vertices give us at least $N(\text{caterpillar}, p) \cdot N(\text{odd-graceful}) \cdot A_{leaf}(T, m)$ lobsters having odd-graceful labellings.

4) *Spider-neighbor-method*: Spiders are interesting graphic configurations since they are useful in networks (see Fig.9). A spider S has its body u_0 joining leaves v_1, v_2, \dots, v_k and joining legs $P_i = u_{i,1}u_{i,2} \dots u_{i,m_i}$ with $m_i \geq 1$ and $i \in [1, n]$. Suppose that S admits an odd-graceful labelling h such that $h(v_i) < h(v_{i+1})$, and $h(u_{j,1}) < h(u_{j+1,1})$.

We take its body u_0 as the beginning of vv-type TB-paws or vev-type TB-paws, and then have

$$D_{vv}(S) = h(u_0)h(v_1) \dots h(v_k)h(u_0) \uplus D_{vv}(P_1) \uplus h(u_0) \uplus D_{vv}(P_2) \uplus h(u_0) \uplus D_{vv}(P_3) \uplus \dots \uplus D_{vv}(P_n) \quad (14)$$

by the mini-principle, where

$$D_{vv}(P_j) = h(u_{j,1})h(u_{j,2}) \dots h(u_{j,m_j})$$

with $i \in [1, n]$. Next, we write

$$D_{vev}(P_j) = h(u_{j,1})h(u_{j,1}u_{j,2})h(u_{j,2})h(u_{j,2}u_{j,3})h(u_{j,3}) \dots h(u_{j,m_j-1}u_{j,m_j})h(u_{j,m_j})$$

by the mini-principle, and furthermore

$$D_{vev}(u_0) = h(u_0)h(u_0v_1)h(v_1)h(u_0v_2)h(v_2) \dots h(u_0v_k)h(v_k).$$

Then we have a vev-type TB-paw

$$D_{vev}(S) = D_{vev}(u_0) \uplus h(u_0)h(u_0u_{1,1}) \uplus D_{vev}(P_1) \uplus h(u_0)h(u_0u_{2,1}) \uplus D_{vev}(P_2) \dots \uplus h(u_0)h(u_0u_{n,1}) \uplus D_{vev}(P_n) \quad (15)$$

by the mini-principle. In fact, we can arrange $h(v_1), h(v_2), \dots, h(v_k)$ and $h(u_0)h(u_0u_{i,1})D(P_i)$ with $i \in [1, n]$ into $(k+n)$ permutations to form many $D_{vev}(S)$ in the form (15). In other words, the number of vv-type/vev-type TB-paws generated by a spider is at least $(k+n)!$.

If a spider S admits a set-ordered odd-graceful labelling, then we can add new leaves to S such that the resulting tree S^* admits an odd-graceful labelling. This tree S^* is called a *haired-spider* (or *super spider*, see Fig.10). Since adding leaves randomly, haired-spiders produce random vv-type TB-paws or random vev-type TB-paws.

If a spider S is a subgraph of a (p, q) -graph G admitting an ε -labelling f , then S admits a labelling f^* induced by f . We can use S to generate vv-type/vev-type TB-paws such that this procedure is *irreversible*.

If a spider S admits an *edge-magic proper total coloring* ([33]) (see for an example depicted in Fig.9), then we can add randomly leaves to S (as a *public key*) for generating *super spiders* (as *private keys*) admitting edge-magic proper total colorings (see Fig.10). A *super spider* G generates $A_{super}(G)$ vv-type/vev-type TB-paws, where $A_{super}(G)$ can be computed by the numbers $(n+k)!$ and $\prod_{i=1}^n (m_i)!$, see the formula (7).

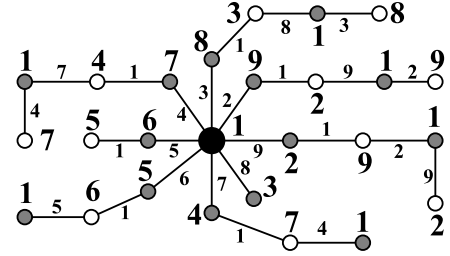


Fig. 9. A spider admits an edge-magic proper total coloring f such that $f(u) + f(uv) + f(v) = 12$ for each edge uv .

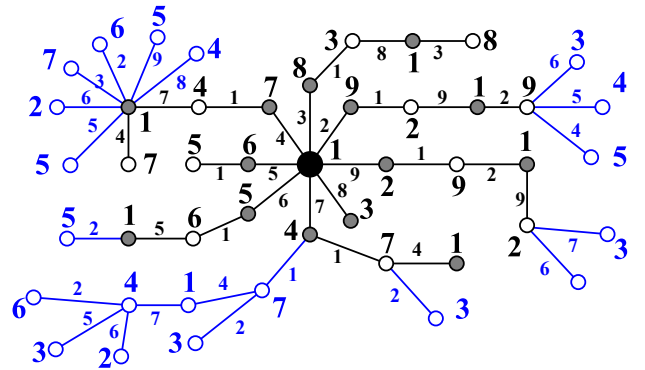


Fig. 10. A super spider S^* admits an edge-magic proper total coloring, where S^* is based on Fig.9.

5) *Euler-Hamilton-method*: Euler's graphs and Hamilton cycles are popular in graph theory. Sun *et al.* [13] show a connection between Euler's graphs and Hamilton cycle by an operation, called *non-adjacent identifying operation and*

the 2-edge-connected 2-degree-vertex splitting operation. An example is shown in Fig.11.

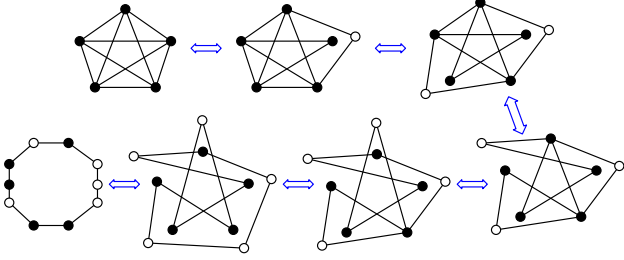


Fig. 11. A procedure of connecting an Euler's graph and a Hamilton cycle of length 10 by the non-adjacent identifying operation and the 2-edge-connected 2-degree-vertex splitting operation introduced in [13].

Sun *et al.* [14] investigate some v -set e -proper ε -labelling on Euler's graphs, where $\varepsilon \in \{\text{graceful, odd-graceful, harmonious, } k\text{-graceful, odd sequential, elegant, odd-elegant, felicitous, odd-harmonious, edge-magic total}\}$. (see examples displayed in Fig.12)

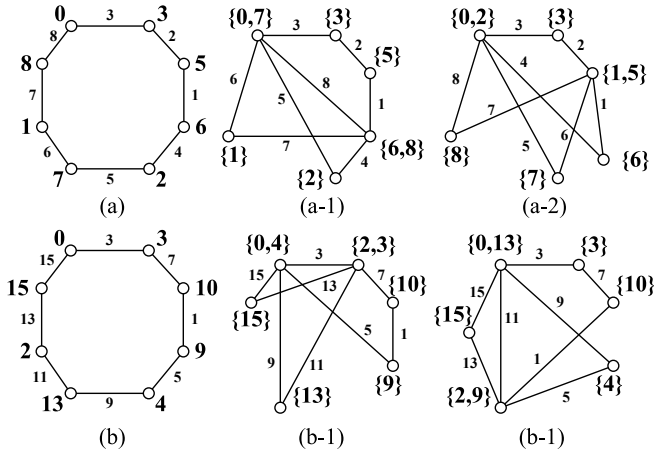


Fig. 12. (a) A cycle admitting a graceful labelling; (a-1) and (a-2) an Euler's graph admitting two v -set e -proper graceful labellings; (b) a cycle admitting an odd-graceful labelling; (b-1) and (b-2) an Euler's graph admitting two v -set e -proper odd-graceful labellings.

It is easy to generate vv -type/ vev -type TB-paws from Topsnut-gpws made by Hamilton cycles. We use an example to introduce the Euler-Hamilton-method in the following: We make a vev -type TB-paw $D_{vev}(C_8) = 03325164257617880$ form Fig.12(a), thus, $D_{vev}(C_8)$ can be obtained from Fig.12(a-1) too, and vice versa. Obviously, it is not relaxed to pick up $D_{vev}(C_8)$ from Fig.12(a-1) if Topsnut-gpws have large number vertices and edges. Thereby, a vev -type TB-paw (as a *public key*) made by a labelled Hamilton cycle induces directly a vev -type TB-paw (as a *private key*) generated from a labelled Euler's graph. But, such vv -type/ vev -type TB-paws can be attacked since labelled Hamilton cycles are easy to be found by compute attack.

We can let the Euler-Hamilton-method to produce complex vv -type/ vev -type TB-paws in the following way: As known, a

graph G is an Euler's graph if and only if there are m edge-disjoint cycles C_1, C_2, \dots, C_m such that $E(G) = \bigcup_{i=1}^m E(C_i)$ ([3]). So, we can get m vev -type TB-paws $D_{vev}(C_i)$ with $i \in [1, m]$. Let i_1, i_2, \dots, i_m be a permutation of $1, 2, \dots, m$. Thereby, we have many vev -type TB-paws like

$$D_{vev}(G) = D_{vev}(C_{i_1}) \uplus D_{vev}(C_{i_2}) \uplus \dots \uplus D_{vev}(C_{i_m}),$$

or

$$D'_{vev}(G) = D(C_{i_1}) \uplus D(C_{i_2}) \uplus \dots \uplus D(C_{i_j}), \quad j < m.$$

Clearly, it is an *irreversible* procedure of generating $D'_{vev}(G)$ from Euler's graphs. We can give a character of a non-Euler's graph: Each non-Euler's graph G corresponds m disjoint paths P_1, P_2, \dots, P_m such that $|E(G)| = \sum_{i=1}^m |E(P_i)|$. In fact, any non-Euler's graph G can be add a set E^* of m new edges such that the resulting graph $G + E^*$ is just an Euler's graph, and $G + E^*$ corresponds a Hamilton cycle C_q with $q = |E(G + E^*)|$ [13]. Now, we delete all edges of E^* from C_q , so $C_q - E^*$ is just a graph consisted of m disjoint paths P_1, P_2, \dots, P_m . The above deduction tell us a way for producing vv -type/ vev -type TB-paws from labelled disjoint paths P_1, P_2, \dots, P_m matching with the non-Euler's graph G (see Fig.13).

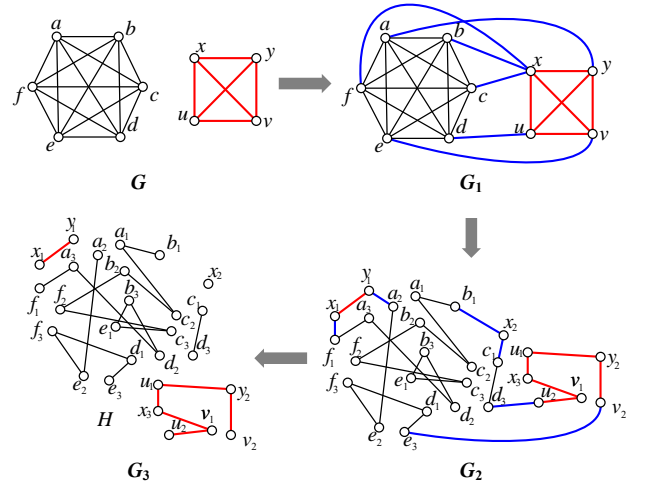


Fig. 13. G is a non-Euler's graph. G_1 is an Euler's graph obtained by adding six new edges to G . G_2 is a Hamilton cycle obtained by implementing the non-adjacent identifying operation and the 2-edge-connected 2-degree-vertex splitting operation to G_1 ([13]). G_3 is the desired union of paths after deleting six edges in blue.

B. One labelling with many meanings

In general situation, a (p, q) -graph G admits a vertex labelling $f : V(G) \rightarrow [0, q - 1]$ (or $[1, q]$), such that each edge uv is labelled by $f'(uv) = F(f(u), f(v))$, where F is a restrict condition. So, G is just a Topsnut-gpw, $f'(uv)$ may be a number or a set. Here, we define

Definition 5. * A (p, q) -graph G admits an *edge-odd-graceful total labelling* $h : V(G) \rightarrow [0, q - 1]$ and $h : E(G) \rightarrow [1, 2q -$

$1]^o$ such that $\{h(u) + h(uv) + h(v) : uv \in E(G)\} = [a, b]$ with $b - a + 1 = q$. \square

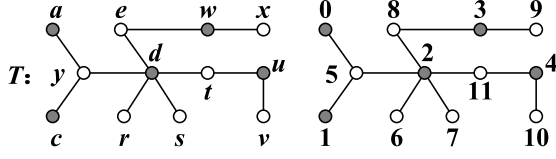


Fig. 14. A lobster T admitting a vertex labelling.

We say that the lobster T demonstrated in Fig.14 admits: (1) a pan-edge-magic total labelling f_1 such that $f_1(u) + f_1(uv) + f_1(v) = 16$; (2) a pan-edge-magic total labelling f_2 holding $f_2(u) + f_2(uv) + f_2(v) = 27$; (3) a felicitous labelling f_3 satisfying $f_3(uv) = f_3(u) + f_3(v) \pmod{11}$; (4) an edge-magic graceful labelling f_4 such that $|f_4(u) + f_4(v) - f_4(uv)| = 4$; (5) an edge-odd-graceful labelling f_5 keeping $f_5(uv) = \text{an odd number}$, $\{f_5(u) + f_5(uv) + f_5(v) : uv \in E(T)\} = [16, 26]$.

So, T admits an e-set v -proper labelling defined as follows: Let $f : V(T) \rightarrow [0, 11]$ with $f(a) = 0, f(c) = 1, f(d) = 2, f(w) = 3, f(u) = 4, f(y) = 5, f(r) = 6, f(s) = 7, f(e) = 8, f(x) = 9, f(v) = 10, f(t) = 11$. And each edge of T has its own label set as follows:

$$\begin{aligned} f'(ay) &= \{1, 5, 11, 21, 22\}, & f'(cy) &= \{2, 6, 10, 19, 21\}, \\ f'(dy) &= \{3, 7, 9, 17, 20\}, & f'(de) &= \{6, 10, 11, 17\}, \\ f'(dr) &= \{4, 8, 15, 19\}, & f'(ds) &= \{5, 7, 9, 13, 18\}, \\ f'(dt) &= \{2, 3, 5, 9, 14\}, & f'(ew) &= \{0, 5, 7, 9, 16\}, \\ f'(xw) &= \{1, 4, 7, 8, 15\}, & f'(ut) &= \{1, 4, 11, 12\}, \\ f'(uv) &= \{2, 3, 10, 13\}. \end{aligned}$$

Thereby, we can get five vev-type TBpaws as follows:

$$\begin{aligned} D_{vev}^1(T) &= 295110101286772685349231114210, \\ D_{vev}^2(T) &= 220522021121961872178163159214111241310, \\ D_{vev}^3(T) &= 27550612869721080319221144310, \\ D_{vev}^4(T) &= 235102124657268738929111141010, \\ \text{and} \\ D_{vev}^5(T) &= 2175210191215613721189379251114310 \end{aligned}$$

staring with the vertex d of T .

In real operation, we can select any vertex of T as the initial vertex for irregular reason. Furthermore, we have TB-paws as follows

$$D = D_{vev}^{i_1}(T) \uplus D_{vev}^{i_2}(T) \uplus \dots \uplus D_{vev}^{i_m}(T)$$

is a vev-type TB-paw, where $D_{vev}^{i_j}(T) \in \{D_{vev}^i(T) : i \in [1, 5]\}$ with $j \in [1, m]$. Summarizing the above facts, we have a new labelling with many meanings as follows:

Definition 6. * A (p, q) -graph G admits a *multiple edge-meaning vertex labelling* $f : V(G) \rightarrow [0, p - 1]$ such that (1) $f(E(G)) = [1, q]$ and $f(u) + f(uv) + f(v) = \text{a constant } k$; (2) $f(E(G)) = [p, p + q - 1]$ and $f(u) + f(uv) + f(v) = \text{a constant } k'$; (3) $f(E(G)) = [0, q - 1]$ and $f(uv) = f(u) + f(v) \pmod{q}$; (4) $f(E(G)) = [1, q]$ and $|f(u) + f(v) - f(uv)| = \text{a constant } k''$; (5) $f(uv) = \text{an odd number}$ for each edge $uv \in E(G)$

holding $f(E(G)) = [1, 2q - 1]^o$, and $\{f(u) + f(uv) + f(v) : uv \in E(T)\} = [a, b]$ with $b - a + 1 = q$. \square

C. A new total set-labelling

A new total set-labelling is defined by the intersection operation on sets for making TB-paws with longer bytes.

Definition 7. * A (p, q) -graph G admits a vertex set-labelling $f : V(G) \rightarrow [1, q]^2$ (or $[1, 2q - 1]^2$), and induces an edge set-labelling $f'(uv) = f(u) \cap f(v)$. If we can select a *representative* $a_{uv} \in f'(uv)$ for each edge label $f'(uv)$ with $uv \in E(G)$ such that $\{a_{uv} : uv \in E(G)\} = [1, q]$ (or $[1, 2q - 1]^o$), then we call f a *graceful-intersection (an odd-graceful-intersection) total set-labelling* of G . \square

Theorem 2. Each tree T admits a graceful-intersection (an odd-graceful-intersection) total set-labelling.

Proof. Assume that a tree $T - x$ admits a graceful intersection total set-labelling $f : V(T - x) \rightarrow [1, q]^2$, where x is a leaf of a tree T of q edges. Let y be adjacent with x in T . We add the leaf x to $T - x$, and define $h : V(T) \rightarrow [1, q]^2$ by $h(u) = f(u)$ for $u \in V(T - \{x, y\})$, $h(y) = f(y) \cup \{q\}$ and $h(x) = \{q\}$. Notice that

$$h(xy) = h(x) \cap h(y) = h(x) = \{q\}$$

we select q as the representative of $h(xy)$. By the hypothesis of induction, T admits a graceful intersection total set-labelling $f : V(T) \rightarrow [1, q]^2$.

The proof of “ T admits an odd-graceful intersection total set-labelling” is similar with the above one with $[1, 2q - 1]^2$. \square

A Topsnut-gpw H shown in Fig.15 distributes us a TB-paw

$$\begin{aligned} D(H) &= 1231133412334312344563445 \\ &643455777898899661011124 \\ &566101112121211111010. \end{aligned}$$

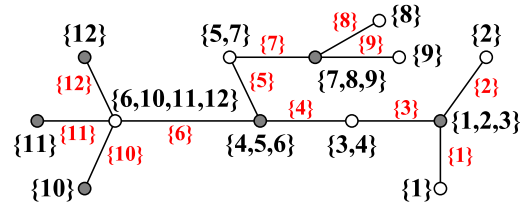


Fig. 15. A tree H admitting a graceful-intersection total set-labelling for illustrating Theorem 2.

We define a *regular rainbow set-sequence* $\{R_k\}_1^q$ as: $R_k = [1, k]$ with $k \in [1, q]$, where $[1, 1] = \{1\}$.

Theorem 3. Each tree T of q edges admits a regular rainbow intersection total set-labelling based on a regular rainbow set-sequence $\{R_k\}_1^q$.

Proof. Suppose x is a leaf of a tree T of q edges, so $T - x$ is a tree of $(q - 1)$ edges. Assume that $T - x$ admits a regular

rainbow set-sequence $\{R_k\}_1^{q-1}$ total set-labelling f . Let y be adjacent with x in T . We define a labelling g of T in this way: $g(w) = f(w)$ for $w \in V(T) \setminus \{y, x\}$, $g(y) = R_{q+1} = [1, q+1]$ and $g(x) = R_q = [1, q]$. Therefore, we have $g(u_i v_j) = g(u_i) \cap g(v_j) = [1, i] \cap [1, j]$ for $u_i v_j \in E(T) \setminus \{xy\}$, and $g(xy) = g(x) \cap g(y) = [1, q]$, and $g(s) \neq g(t)$ for any pair of vertices s and t . We claim that g is a regular rainbow intersection total set-labelling of T by the hypothesis of induction. \square

An example is pictured in Fig.16 for understanding Theorem 3, and we can write a TB-paw from this example as follows

```

D(T*) = 12341112121231231234123456789
        123412345678912345678912345678910
        12345678910123456789101112123456789
        10111212345678910111234567891011
        12345678910111212345678910111213
        123456781234567812345671234567
        1234561234561234512345.

```

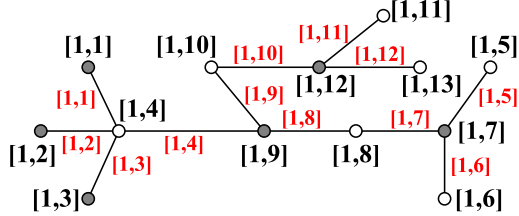


Fig. 16. A tree T^* admitting a regular rainbow intersection total set-labelling for understanding Theorem 3.

The proof of Theorem 3 can be used to estimate the number of regular rainbow intersection total set-labellings of a tree T of q edges based on a regular rainbow set-sequence $\{R_k\}_1^q$. As known, a tree T has its number $n_1(T)$ of leaves as follows

$$n_1(T) = 2 + \sum_{d \geq 3} (d-2)n_d(T) \quad (16)$$

where $n_d(T)$ is the number of vertices of degree d in the tree T [39], [38]. The formula (16) tells us there are at least $n_1(T)$ different regular rainbow intersection total set-labellings for each tree T . It seems to be difficult to find all such total set-labellings for a given tree.

Each tree admits a regular odd-rainbow intersection total set-labelling based on a *regular odd-rainbow set-sequence* $\{R_k\}_1^q$ defined as: $R_k = [1, 2k-1]$ with $k \in [1, q]$, where $[1, 1] = \{1\}$. Moreover, we can define a *regular Fibonacci-rainbow set-sequence* $\{R_k\}_1^q$ by $R_1 = [1, 1]$, $R_2 = [1, 1]$, and $R_{k+1} = R_{k-1} \cup R_k$ with $k \in [2, q]$; or a τ -term Fibonacci-rainbow set-sequence $\{\tau, R_i\}_1^q$ holds: $R_i = [1, a_i]$ with $a_i > 1$ and $i \in [1, q]$, and

$$R_k = \sum_{i=k-\tau}^{k-1} R_i$$

with $k > \tau$ [11]. It is interesting on various rainbow set-sequences for non-tree graphs.

III. TOPSNUT-MATRICES

Topsnut-matrices differ from the popular matrices in algebra. No operations of addition and subtraction on numbers are suitable for Topsnut-matrices. We will show some operations on Topsnut-matrices from the insight of construction and decomposition on graphs.

A. Definition of Topsnut-matrices

Definition 8. ([15], [30]) A *Topsnut-matrix* $A_{vev}(G)$ of a (p, q) -graph G is defined as

$$A_{vev}(G) = \begin{pmatrix} x_1 & x_2 & \cdots & x_q \\ w_1 & w_2 & \cdots & w_q \\ y_1 & y_2 & \cdots & y_q \end{pmatrix} = (X W Y)^{-1} \quad (17)$$

where

$$X = (x_1 \ x_2 \ \cdots \ x_q), W = (e_1 \ e_2 \ \cdots \ e_q) \quad (18)$$

$$Y = (y_1 \ y_2 \ \cdots \ y_q),$$

where each edge e_i has its own two ends x_i and y_i with $i \in [1, q]$; and G has another *Topsnut-matrix* $A_{vv}(G)$ defined as $A_{vv}(G) = (X, Y)^{-1}$, where X, Y are called *vertex-vectors*, W an *edge-vector*. \square

Clearly, the number of different edge-vectors $W = (e_1 \ e_2 \ \cdots \ e_q)$ of a (p, q) -graph G is just $q!$, and each end of two ends of an edge can be arranged in X or in Y , so the number of the Topsnut-matrices $A_{vev}(G)$ (resp. $A_{vv}(G)$) of G is equal to $q! \cdot 2^q$.

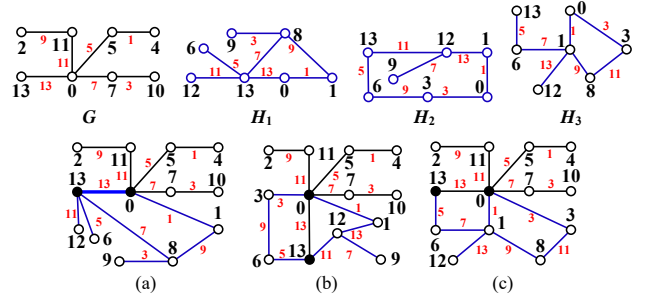


Fig. 17. An odd-graceful tree G matches with three odd-elegant graphs H_1, H_2, H_3 respectively, and there are three odd-graceful vs odd-elegant graphs (a) $\ominus(G, H_1)$, (b) $\odot(G, H_2)$, and (c) $\odot(G, H_3)$.

$$A(G) = \begin{pmatrix} 5 & 7 & 0 & 7 & 11 & 0 & 0 \\ 1 & 3 & 5 & 7 & 9 & 11 & 13 \\ 4 & 10 & 5 & 0 & 2 & 11 & 13 \end{pmatrix} \quad A(H_3) = \begin{pmatrix} 1 & 3 & 1 & 0 & 13 & 3 & 8 \\ 13 & 11 & 7 & 1 & 5 & 3 & 9 \\ 12 & 8 & 6 & 1 & 6 & 0 & 1 \end{pmatrix}$$

$$A(H_1) = \begin{pmatrix} 13 & 12 & 1 & 8 & 13 & 9 & 0 \\ 13 & 11 & 9 & 7 & 5 & 3 & 1 \\ 0 & 13 & 8 & 13 & 6 & 8 & 1 \end{pmatrix} \quad A(H_2) = \begin{pmatrix} 1 & 13 & 3 & 12 & 13 & 9 & 0 \\ 1 & 11 & 9 & 13 & 5 & 7 & 3 \\ 0 & 12 & 6 & 1 & 6 & 12 & 3 \end{pmatrix}$$

Fig. 18. An odd-graceful tree G and three odd-elegant graphs H_1, H_2, H_3 presented in Fig.17 have their own Topsnut-matrices $A_{vev}(G)$ and $A_{vev}(H_1), A_{vev}(H_2)$ and $A_{vev}(H_3)$.

We define the following operations:

$$A(G) \ominus A(H_1) = \begin{pmatrix} 5 & 7 & 0 & 7 & 2 & 0 & 13 & 13 & 8 & 13 & 6 & 9 & 0 \\ 1 & 3 & 5 & 7 & 9 & 11 & 13 & 11 & 9 & 7 & 5 & 3 & 1 \\ 4 & 10 & 5 & 0 & 11 & 11 & 0 & 12 & 1 & 8 & 13 & 8 & 1 \end{pmatrix}$$

Fig. 19. The Topsnut-matrix $A_{vev}(\ominus\langle G, H_1 \rangle)$ of an odd-graceful vs odd-elegant graph $\ominus\langle G, H_1 \rangle$, write as $A_{vev}(\ominus\langle G, H_1 \rangle) = A_{vev}(G) \ominus A_{vev}(H_1)$.

$$A(G) \odot A(H_2) = \begin{pmatrix} 5 & 10 & 0 & 0 & 2 & 0 & 0 & 12 & 12 & 6 & 12 & 6 & 0 & 0 \\ 1 & 3 & 5 & 7 & 9 & 11 & 13 & 13 & 11 & 9 & 7 & 5 & 3 & 1 \\ 4 & 7 & 5 & 7 & 11 & 11 & 13 & 1 & 13 & 3 & 9 & 13 & 3 & 1 \end{pmatrix}$$

Fig. 20. The Topsnut-matrix $A_{vev}(\odot\langle G, H_2 \rangle)$ of an odd-graceful vs odd-elegant graph $\odot\langle G, H_2 \rangle$, denoted as $A_{vev}(\odot\langle G, H_2 \rangle) = A_{vev}(G) \odot A_{vev}(H_2)$.

Opr-1. $A_{vev}(G) = A_{vev}(\ominus\langle G, H_1 \rangle) \ominus^- A_{vev}(H_1)$

$A_{vev}(H_1) = A_{vev}(\ominus\langle G, H_1 \rangle) \ominus^- A_{vev}(G)$

$A_{vev}(G) = A_{vev}(\odot\langle G, H_2 \rangle) \odot^- A_{vev}(H_2)$

$A_{vev}(H_2) = A_{vev}(\odot\langle G, H_2 \rangle) \odot^- A_{vev}(G)$.

Opr-2. Set three reciprocals

$X_{-1} = (x_q \ x_{q-1} \ \dots \ x_1)$, $W_{-1} = (e_q \ e_{q-1} \ \dots \ e_1)$

$Y_{-1} = (y_q \ y_{q-1} \ \dots \ y_1)$, then we get the reciprocal of $A_{vev}(G)$, denoted as $A_{vev}^{-1}(G) = (X_{-1}, W_{-1}, Y_{-1})^{-1}$.

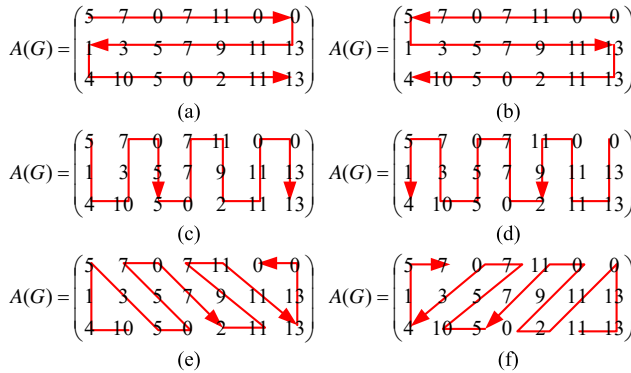


Fig. 21. Six methods for generating TB-paws from the Topsnut-matrix $A(G)$ indicated in Fig.18.

A text string $D = c_1 c_2 \dots c_m$ has its own reciprocal text string defined by $D_{-1} = c_m c_{m-1} \dots c_2 c_1$, also, we say D and D_{-1} match with each other. We consider that D is a public key, and D_{-1} is a private key. For a fixed Topsnut-matrix $A_{vev}(G)$ and its reciprocal $A_{vev}^{-1}(G)$, we have the following basic methods for generating vv-type/vev-type TB-paws:

Met-1. I-route. $D_1(G) = x_1 x_2 \dots x_q e_1 e_2 \dots e_q y_1 y_2 \dots y_q$ with its reciprocal $D_1(G)_{-1}$ (see Fig.21(a)).

Met-2. $D_2(G) = x_q x_{q-1} \dots x_1 e_q e_{q-1} \dots e_1 y_q y_{q-1} \dots y_1$ with its reciprocal $D_2(G)_{-1}$ (see Fig.21(b)).

Met-3. II-route. $D_3(G) = x_1 e_1 y_1 y_2 e_2 x_2 x_3 e_3 y_3 \dots x_q e_q y_q$ with its reciprocal $D_3(G)_{-1}$ (see Fig.21(c)).

Met-4. $D_4(G) = x_q e_q y_q y_{q-1} e_{q-1} x_{q-1} \dots y_2 e_2 x_2 x_1 e_1 y_1$ with its reciprocal $D_4(G)_{-1}$ (see Fig.21(d)).

Met-5. III-route. We set

$$D_5(G) = y_2 y_1 e_1 x_1 e_2 y_3 y_4 e_3 x_2 \dots x_{q-2} e_{q-1} y_q e_q x_q x_{q-1}$$

with its reciprocal $D_5(G)_{-1}$ (see Fig.21(e)).

Met-6. We take

$$D_6(G) = y_{q-1} y_q e_q x_q e_{q-1} y_{q-2} y_{q-3} e_{q-2} x_{q-1} \dots x_2 e_2 y_1 e_1 x_1 x_2$$

with its reciprocal $D_6(G)_{-1}$ (see Fig.21(f)).

For example, we can get the following vv-type/vev-type TB-paws by a Topsnut-matrix $A(a-1)$ depicted in Fig.22:

$$D_I(a-1) = 55072216807876543216833680707168,$$

$$D_{II}(a-1) = 51683250733684225070761687168807,$$

and

$$D_{III}(a-1) = 36815236835074070752261687168078$$

according to I-route, II-route and III-route.

$$A(a-1) = \begin{pmatrix} \{5\} & \{5\} & \{0,7\} & \{2\} & \{2\} & \{1\} & \{6,8\} & \{0,7\} \\ 1 & 2 & 3 & 4 & 5 & 6 & 7 & 8 \\ \{6,8\} & \{3\} & \{3\} & \{6,8\} & \{0,7\} & \{0,7\} & \{1\} & \{6,8\} \end{pmatrix}$$

Fig. 22. A Topsnut-matrix $A(a-1)$ of a graph exhibited in Fig.12(a-1).

Moreover, the Topsnut-matrix $A(a-2)$ pictured in Fig.12(a-2) induces

$$D_I(a-2) = 81577631561234567802815020202315,$$

$$D_{II}(a-2) = 88028715761502576402023315231516,$$

and

$$D_{III}(a-2) = 80188715026157502024763315231561$$

by I-route, II-route and III-route.

$$A(a-2) = \begin{pmatrix} \{8\} & \{1,5\} & \{7\} & \{7\} & \{6\} & \{3\} & \{1,5\} & \{6\} \\ 8 & 7 & 6 & 5 & 4 & 3 & 2 & 1 \\ \{0,2\} & \{8\} & \{1,5\} & \{0,2\} & \{0,2\} & \{0,2\} & \{3\} & \{1,5\} \end{pmatrix}$$

Fig. 23. A Topsnut-matrix $A(a-2)$ of a graph revealed in Fig.12(a-2).

Met-7. In general, let $g : X \cup W \cup Y \rightarrow \{a_i : i \in [1, 3q]\}$ be a bijection on the Topsnut-matrix $A_{vev}(G)$ of G , so it induces a vv-type/vev-type TB-paw

$$g(G) = g^{-1}(a_{i_1}) g^{-1}(a_{i_2}) \dots g^{-1}(a_{i_{3q}}) \quad (19)$$

with its reciprocal $g(G)_{-1}$, where $a_{i_1}, a_{i_2}, \dots, a_{i_{3q}}$ is a permutation of a_1, a_2, \dots, a_{3q} . So, there are $(3q)!$ vv-type/vev-type TB-paws by (19), in general. Clearly, there are many random routes for inducing vv-type/vev-type TB-paws from Topsnut-matrices. It may be interesting to look continuous routes in $A_{vev}(G)$ (see red lines presented in Fig.21 and Fig.24).

Motivated from Fig.21 and Fig.24, a Topsnut-matrix $A_{vev}(G)$ of a (p, q) -graph G may has $N_{fL}(m)$ groups of continuous fold-lines $L_{j,1}, L_{j,2}, \dots, L_{j,m}$ ($= \{L_{j,i}\}_1^m$) for $j \in [1, N_{fL}(m)]$ and $m \in [1, M]$, where each continuous fold-line $L_{j,i}$ has own initial point $(a_{j,i}, b_{j,i})$ and terminal point $(c_{j,i}, d_{j,i})$ in xoy -plan, and $L_{j,i}$ is internally disjoint, such that each element of $A_{vev}(G)$ is on one and only one of the continuous fold-lines $= \{L_{j,i}\}_1^m$ after we put the elements of $A_{vev}(G)$ into xoy -plan. Notice that each fold-line $L_{j,i}$ has its initial and terminus points, so $2m \leq 3q$, so $M = \lfloor 3q/2 \rfloor$. Each group of continuous fold-lines $\{L_{j,i}\}_1^m$ can distributes us $m!$ vv-type/vev-type TB-paws, so we have at least $N_{fL}(m) \cdot m!$ vv-type/vev-type TB-paws with $m \in [1, M]$. Thereby, G gives us the number $N^*(G)$ of vv-type/vev-type TB-paws in total as follows

$$N^*(G) = q! \cdot 2^q \sum_{m=1}^M N_{fL}(m) \cdot m!. \quad (20)$$

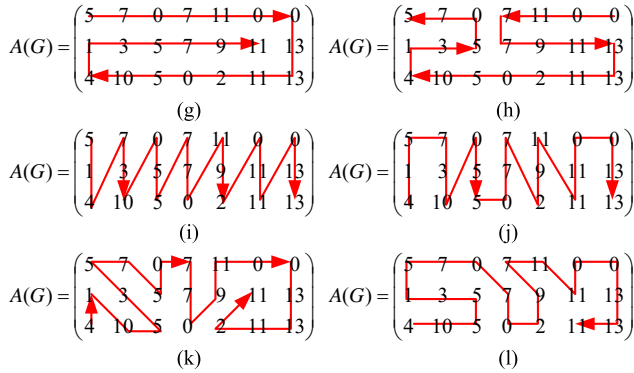


Fig. 24. Six random routes on the Topsnut-matrix $A(G)$ demonstrated in Fig.18.

The number $N_{tbp}(G)$ of all vv-type/vev-type TB-paws generated from a (p, q) -graph G can be computed in the formula (21):

Theorem 4. A Topsnut-gpw (p, q) -graph G distributes us

$$N_{tbp}(G) = (3q)! \cdot q! \cdot 2^{q-1} \quad (21)$$

vv-type/vev-type TB-paws in total.

Proof. Let $D = a_{i_1}a_{i_2} \dots a_{i_{3q}}$ be a vv-type/vev-type TB-paw made by $A_{vev}(G)_{3 \times q}$, the first number a_{i_1} in D has $3q$ positions to be selected for standing, then the second number a_{i_2} of D has $(3q - 1)$ positions to be selected for standing, go on in this way, the number of vv-type/vev-type TB-paws produced from $A_{vev}(G)_{3 \times q}$ is just $(3q)!$, as desired. Because the number of the Topsnut-matrices $A_{vev}(G)$ of a (p, q) -graph G is $q! \cdot 2^q$, thus, we get (21). \square

The Topsnut-gpw G appeared in Fig.2 has 190 edges, so it gives us

$$N_{tbp}(G) = (570!) \cdot (190!) \cdot 2^{190} \quad (22)$$

vv-type/vev-type TB-paws in total, in which each vev-type TB-paw $D(G)$ has at least 380 bytes or more.

B. Operations of vertex-split (edge-split) and vertex-coincidence (edge-coincidence)

The authors [33] have defined the following operations for Topsnut-matrices: In Fig.25, a *vertex-split operation* from (a) to (b); a *vertex-coincident operation* from (b) to (a); an *edge-split operation* from (c) to (d); and an *edge-coincident operation* from (d) to (c). Let $N(x)$ be the neighbor set of all neighbors of a vertex x . In Fig.25, after split operations, then the following neighbor sets hold $N(y') \cap N(y'') = \emptyset$, $N(u') \cap N(u'') = \emptyset$ and $N(v') \cap N(v'') = \emptyset$ in the resulting graphs.

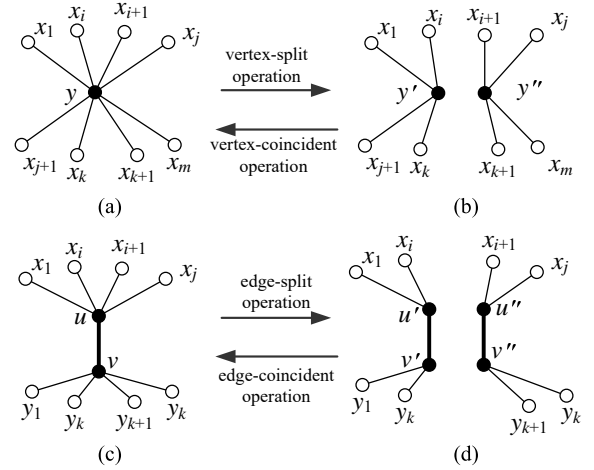


Fig. 25. A scheme for illustrating four graph operations: vertex-split operation; vertex-identifying operation; edge-split operation; edge-identifying operation cited from [33].

We do a vertex-split operation to a vertex y of a graph H , the resulting graph is denoted as $H \wedge y$. So, $|V(H \wedge y)| = 1 + |V(H)|$ and $|E(H \wedge y)| = |E(H)|$ (see Fig.25(b)). The resulting graph obtained by doing an edge-split operation to an edge uv of H is written as $H \wedge uv$, thus, $|V(H \wedge uv)| = 2 + |V(H)|$ and $|E(H \wedge uv)| = 1 + |E(H)|$ (see Fig.25(d)). Conversely, we can coincide two vertices x, y of a graph H into one if $N(x) \cap N(y) = \emptyset$ for obtaining a graph $H(x \circ y)$, this procedure is called a *vertex-coincident operation*. If two edges xy and uv of satisfy $N(x) \cap N(u) = \emptyset$, $N(x) \cap N(v) = \emptyset$, $N(y) \cap N(u) = \emptyset$ and $N(y) \cap N(v) = \emptyset$, then we coincide xy with uv into one edge $(x, u)(y, v)$, the resulting graph is denoted by $H(xy \circ uv)$, and call this procedure as an *edge-coincident operation*.

Definition 9. [40] A *v-split k -connected graph* H holds: $H \wedge \{x_i\}_1^k$ is disconnected, where $V^* = \{x_1, x_2, \dots, x_k\}$ is a subset of $V(H)$, each component H_j of $H \wedge \{x_i\}_1^k$ has at least a vertex $w_j \notin V^*$, $|V(H \wedge \{x_i\}_1^k)| = k + |V(H)|$ and $|E(H \wedge \{x_i\}_1^k)| = |E(H)|$. The smallest number of k for which $H \wedge \{x_i\}_1^k$ is disconnected is called the *v-split connectivity* of H , denoted as $\gamma_{vs}(H)$ (see Fig.26). \square

Definition 10. [40] An *e-split k -connected graph* H holds: $H \wedge \{e_i\}_1^k$ is disconnected, where $E^* = \{e_1, e_2, \dots, e_k\}$ is a

subset of $E(H)$, each component H_j of $H \wedge \{e_i\}_1^k$ has at least a vertex w_j being not any end of any edge of E^* , $|V(H \wedge \{e_i\}_1^k)| = 2k + |V(H)|$ and $|E(H \wedge \{x_i\}_1^k)| = k + |E(H)|$. The smallest number of k for which $H \wedge \{e_i\}_1^k$ is disconnected is called the e -split connectivity of H , denoted as $\gamma_{es}(H)$ (see Fig.26). \square

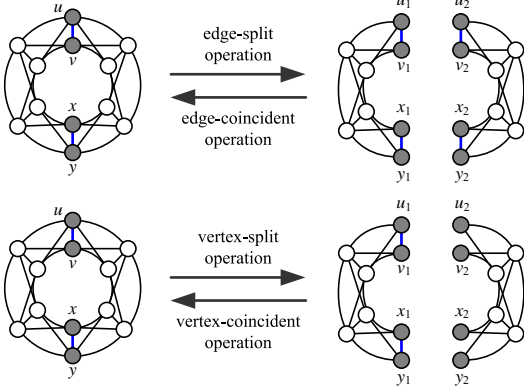


Fig. 26. A graph H has $\gamma_{es}(H) = 2$, $\gamma_{vs}(H) = 4$, $\kappa(H) = 4$, $\kappa'(H) = 5$ and $\delta(H) = 5$.

Recall that the minimum degree $\delta(H)$, the vertex connectivity $\kappa(H)$ and the edge connectivity $\kappa'(H)$ of a simple graph G hold

$$\kappa(H) \leq \kappa'(H) \leq \delta(H). \quad (23)$$

true in graph theory. However, we do not have the inequalities (23) about the minimum degree $\delta(H)$, the v -split connectivity $\gamma_{vs}(H)$ and the e -split connectivity $\gamma_{es}(H)$. But, we have

Theorem 5. [40] Any simple and connected graph H holds $\gamma_{vs}(H) = \kappa(H)$, where $\kappa(H)$ is the popular vertex connectivity of H , and $\gamma_{vs}(H)$ is the v -split connectivity of H . Moreover, the e -split connectivity $\gamma_{es}(H)$ of H satisfies $\gamma_{vs}(H) \leq 2\gamma_{es}(H)$.

The vertex-split/edge-split operations and vertex-coincidence/edge-coincidence operations enable us to define some operations on Topsnut-matrices of graphs and their subgraphs. Suppose that an e -split k -connected graph G , $k = \gamma_{es}(G)$, induces an *edge-split graph* $G \wedge \{e_i\}_1^k$, such that $G \wedge \{e_i\}_1^k$ has its own components G_1, G_2, \dots, G_m with $m \leq k$. Then the Topsnut-matrix of G can be computed as

$$A_{vev}(G) = \ominus_{i=1}^m A_{vev}(G_i). \quad (24)$$

For a *vertex-split graph* $G \wedge \{x_i\}_1^k$ having its components H_1, H_2, \dots, H_n with $k = \gamma_{vs}(G)$, we have

$$A_{vev}(G) = \odot_{i=1}^n A_{vev}(H_i). \quad (25)$$

For a *mixed-split graph* $G \wedge (\{x_i\}_1^a \cup \{e_i\}_1^b)$ having its components T_1, T_2, \dots, T_c , we have

$$A_{vev}(G) = [\ominus \odot]_{i=1}^c A_{vev}(T_i). \quad (26)$$

Correspondingly, we have $G = \ominus_{i=1}^m G_i$, $G = \odot_{i=1}^n H_i$ and $G = [\ominus \odot]_{i=1}^c T_i$ in topological configuration.

C. Other operations on Topsnut-matrices

We exchange the positions of two columns $(x_i \ e_i \ y_i)^{-1}$ and $(x_j \ e_j \ y_j)^{-1}$ in $A_{vev}(G)$, so we get another Topsnut-matrix $A'_{vev}(G)$. In mathematical symbol, the *column-exchanging operation* $c_{(i,j)}(A_{vev}(G)) = A'_{vev}(G)$ is defined by

$$\begin{aligned} c_{(i,j)}(x_1 \ x_2 \ \dots \ x_i \ \dots \ x_j \ \dots \ x_q) \\ = (x_1 \ x_2 \ \dots \ x_j \ \dots \ x_i \ \dots \ x_q), \\ c_{(i,j)}(e_1 \ e_2 \ \dots \ e_i \ \dots \ e_j \ \dots \ e_q) \\ = (e_1 \ e_2 \ \dots \ e_j \ \dots \ e_i \ \dots \ e_q), \end{aligned}$$

and

$$\begin{aligned} c_{(i,j)}(y_1 \ y_2 \ \dots \ y_i \ \dots \ y_j \ \dots \ y_q) \\ = (y_1 \ y_2 \ \dots \ y_j \ \dots \ y_i \ \dots \ y_q). \end{aligned}$$

And we exchange the positions of x_i and y_i of the i th column of $A_{vev}(G)$ by an *xy-exchanging operation* $l_{(i)}$ defined as:

$$l_{(i)}(x_1 \ x_2 \ \dots \ x_i \ \dots \ x_q) = (x_1 \ x_2 \ \dots \ y_i \ \dots \ x_q)$$

and

$$l_{(i)}(y_1 \ y_2 \ \dots \ y_i \ \dots \ y_q) = (y_1 \ y_2 \ \dots \ x_i \ \dots \ y_q),$$

the resulting matrix is denoted as $l_{(i)}(A_{vev}(G))$.

Now, we do a series of column-exchanging operations $c_{(i_k, j_k)}$ with $k \in [1, m]$, and a series of xy-exchanging operation $l_{(i_s)}$ with $s \in [1, n]$ to $A_{vev}(G)$, the resulting matrix is written by $T_{(c,l)}(A_{vev}(G))$.

Lemma 6. Suppose T and H are trees of q edges. If $T_{(c,l)}(A_{vev}(T)) = A_{vev}(H)$, then these two trees are isomorphic to each other, that is, $T \cong H$.

Proof. We use induction on the number of vertices of two trees. As $q = 1$, it is trivial. Assume that $T_{(c,l)}(A_{vev}(T-x)) = A_{vev}(H-x')$, where x is a leaf of T , and x' is a leaf of H such that two trees $T-x$ and $H-x'$ are isomorphic to each other. The condition $T_{(c,l)}(A_{vev}(T)) = A_{vev}(H)$ enables us to add leaves x, x' to $T-x$ and $H-x'$ respectively, such that $T-x+x \cong H-x'+x'$, since $T_{(c,l)}(A_{vev}(T)) = T_{(c,l)}(A_{vev}(T-x)) \odot A_{vev}(e)$ with $e = yx \in E(T)$, and $A_{vev}(H) = A_{vev}(H-x') \odot A_{vev}(e')$ with $e' = y'x' \in E(H)$. The lemma holds true. \square

Theorem 7. Let G and Q be two connected graphs of q edges. If there are two edge subsets $E_G \subset E(G)$ and $E_Q \subset E(Q)$, such that a spanning tree $T = G - E_G$ of G and a spanning tree $H = Q - E_Q$ of Q hold $T_{(c,l)}(A_{vev}(T)) = A_{vev}(H)$, as well as $T_{(c,l)}(A_{vev}(G)) = A_{vev}(Q)$, then these two connected graphs G and Q are isomorphic to each other, that is, $G \cong Q$.

Proof. We use induction on the number of edges of graphs. If G and Q are trees, we are done by Lemma 6. According $T_{(c,l)}(A_{vev}(T)) = A_{vev}(H)$ which means $T \cong H$, we take an edge $e_1 \in E_G$ and then add it to T for a new graph $T_1 = T + e_1$. Next, we take an edge $e'_1 \in E_Q$ and then add it to H such that $H_1 = H + e'_1$ and $H_1 \cong T_1$, since $T \cong H$. Go on in this way, we have $T_i \cong H_i$ with $T_i = T_{i-1} + e_i$ for $e_i \in E_G \setminus \{e_1, \dots, e_{i-1}\}$ and $H_i = H_{i-1} + e'_i$ for

$e'_i \in E_Q \setminus \{e'_1, \dots, e'_{i-1}\}$. When $E_G \setminus \{e_1, \dots, e_{m-1}\} = \emptyset$ and $E_Q \setminus \{e'_1, \dots, e'_{m-1}\} = \emptyset$ for some m , we get $G \cong Q$, as desired. \square

We point out that Theorem 7 is not a solution of the isomorphic problem of graphs, since G and Q are Topsnut-gpws, also, are labelled graphs.

Suppose that $A_{vev}(G) = (X W Y)^{-1}$ is a Topsnut-matrix of a Topsnut-gpw (p, q) -graph G (see Definition 8(17) and (18)). We define a Topsnut-matrix of an edge $e_i = x_i y_i$ of G as $A(e_i) = (x_i \ e_i \ y_i)^{-1}$, and set an operation \odot between $A(e_i)$ with $i \in [1, q]$. Hence, we get

$$\begin{aligned} A(e_i) \odot A(e_j) &= \begin{pmatrix} x_i \\ w_i \\ y_i \end{pmatrix} \odot \begin{pmatrix} x_j \\ w_j \\ y_j \end{pmatrix} \\ &= \begin{pmatrix} x_i & x_j \\ w_i & w_j \\ y_i & y_j \end{pmatrix} \\ &= (x_i \ e_i \ y_i)^{-1} \odot (x_j \ e_j \ y_j)^{-1}, \end{aligned} \quad (27)$$

so we can rewrite the Topsnut-matrix of G in another way

$$A_{vev}(G) = \odot_{i=1}^q A(e_i). \quad (28)$$

Thereby, we have a vev-type TB-paw

$$\begin{aligned} D_{vev}(G) &= \uplus_{i=1}^q D_{vev}(e_i) = \uplus_{j=1}^q x_{i_j} e_{i_j} y_{i_j} \\ &= x_{i_1} e_{i_1} y_{i_1} x_{i_2} e_{i_2} y_{i_2} \cdots x_{i_q} e_{i_q} y_{i_q}. \end{aligned} \quad (29)$$

where $x_{i_1} e_{i_1} y_{i_1}, x_{i_2} e_{i_2} y_{i_2}, \dots, x_{i_q} e_{i_q} y_{i_q}$ is a permutation of $x_1 e_1 y_1, x_2 e_2 y_2, \dots, x_q e_q y_q$.

We can observe the following facts:

(1) If there is no $(x_i \ e_i \ y_i)^{-1} = (x_j \ e_j \ y_j)^{-1}$ for any pair of edges e_i and e_j of G , then G is simple.

(2) If any edge e_s corresponds another edge e_t such that both $A(e_s) = (x_s \ e_s \ y_s)^{-1}$ and $A(e_t) = (x_t \ e_t \ y_t)^{-1}$ hold one of $x_s = x_t, y_s = y_t, x_s = y_t$ and $x_t = y_s$, then G is connected.

(3) If $e_i = |x_i - y_i|$ for any edge e_i of G and $\{e_i\}_1^q = [1, q]$ (or $\{e_i\}_1^q = [1, 2q - 1]^\circ$), then G is (odd-)graceful; and moreover G is (odd-)elegant if $e_i = x_i + y_i \pmod{q}$ for any edge e_i of G and $\{e_i\}_1^q = [0, q - 1]$ (or $\{e_i\}_1^q = [1, 2q - 1]^\circ$).

To characterize more properties of a (p, q) -graph G by its own Topsnut-matrix $A_{vev}(G) = (X W Y)^{-1}$ may be interesting.

IV. ENCRYPTING DYNAMIC NETWORKS BY EVERY-ZERO GRAPHIC GROUPS

We propose to encrypt a dynamic network in this section although we do not have any known knowledge about such topic. However, we can foresee large scale size and varied constantly, big data base of Topsnut-gpws and changing encryption at any time in the following:

(1) A dynamic network $N(t)$ is variable as time goes on, and $N(t)$, very often, have thousands of vertices and edges at time step t .

(2) There is a big data base $D_{ata}(N(t))$ of Topsnut-gpws for encrypting $N(t)$, such that an edge uv of $N(t)$ is labelled

by a Topsnut-gpw G_{uv} , which can join two labels G_u and G_v of two ends u and v of the edge together to form an authentication. So the number of elements of $D_{ata}(N(t))$ should be very larger.

(3) It must be quick to encrypt $N(t)$ in short time in real practice, and substitute constantly by new Topsnut-gpws the old Topsnut-gpws to the vertices and edges of $N(t)$ at any time.

Clearly, these three difficult problems will obstruct us to realize our encryption of dynamic networks. We consider it is interesting to explore this topic by our best efforts.

As the first exploration, we will apply spanning trees of dynamic networks as the models of encryption, and use every-zero graphic groups to be as desired data base of Topsnut-gpws, and then change the Topsnut-gpws of $N(t)$ by various every-zero graphic groups under the equivalent coloring/labellings or under the different configurations of graphs ([30], [22], [18], [16], [17], [19], [32]).

Since, a Topsnut-gpw G has its own Topsnut-matrices $A(G)$, and each Topsnut-matrix $A(G)$ induces vev-type TB-paws $D_{vev}(A(G))$, so we can get our corresponding *every-zero Topsnut-matrix groups* and *every-zero TB-paw groups*, respectively, thus, these two classes of groups can help us to encrypt dynamic networks quickly and efficiently.

A. A pan-odd-graceful every-zero graphic group




Fig. 27. A pan-odd-graceful graphic group $F_{14}(H, f)$, also, an *every-zero graphic group* cited from [30].

Fig.27 shows a pan-odd-graceful graphic group $F_{14}(H, f)$ based on a $(7, 7)$ -graph H and a pan-odd-graceful labelling f

of H . The pan-odd-graceful graphic group $F_{14}(H, f)$ contains 14 labelled graphs and satisfies: Each element $H_i \in F_{14}(H, f)$ admits a pan-odd-graceful labelling f_i , two elements $H_i, H_j \in F_{14}(H, f)$ hold an additive operation $H_i \oplus H_j$ defined as

$$f_i(w_i) + f_j(w_i) - f_k(w_i) = f_{i+j-k \pmod{14}}(w_i) \quad (30)$$

for each vertex $w_i \in V(H)$, where H is displayed in Fig.27, and H_k admits a pan-odd-graceful labelling f_k is as the zero of $F_{14}(H, f)$. It is easy to verify $H_i \oplus H_k = H_i$, $H_i \oplus H_j = H_j \oplus H_i$, $(H_i \oplus H_j) \oplus H_s = H_i \oplus (H_j \oplus H_s)$. So, $F_{14}(H, f)$ is an Abelian additive group (a graphic group). Notice that each element $H_i \in F_{14}(H, f)$ can be as the zero of the graphic group $F_{14}(H, f)$, so we call $F_{14}(H, f)$ a *pan-odd-graceful every-zero graphic group*.

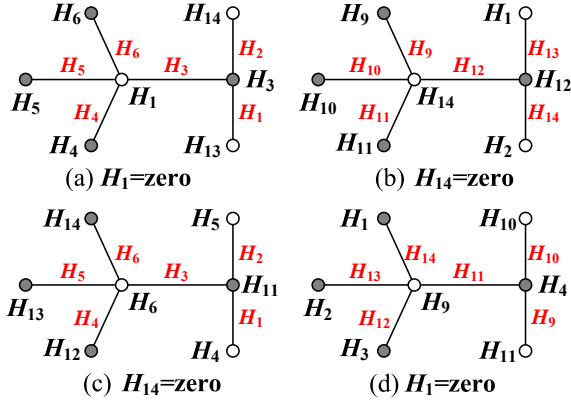


Fig. 28. A tree T , based on an every-zero graphic group $F_{14}(H, f)$ shown in Fig.27, admits: (a) a graceful group-labelled F_1 ; (b) a dual group-labelled F'_1 of F_1 ; (c) another graceful group-labelled F_2 ; (d) a pan-edge-magic group-labelled F_3 .

Fig.28 shows us the following phenomenon:

(a) $F_1(uv) = F_1(u) \oplus F_1(v)$ for each edge $uv \in E(T)$, and $F_1(E(T)) = \{H_1, H_2, \dots, H_6\}$, so we say T admits a graceful group-labelling.

(b) $F'_1(w) = H_j$ and $F_1(w) = H_i$ with $w \in V(T) \cup E(T)$ such that $H_j = H_{15-i}$, and $F'_1(uv) = F'_1(u) \oplus F'_1(v)$ for each edge $uv \in E(T)$.

(c) $F_2(uv) = F_2(u) \oplus F_2(v)$ for each edge $uv \in E(T)$, and $F_2(E(T)) = \{H_1, H_2, \dots, H_6\}$, so F_2 is a graceful group-labelling; moreover each edge uv corresponds another edge xy such that $i' + s + j' = 21$ for $F_2(uv) = H_s$, $F_2(x) = H_{i'}$ and $F_2(y) = H_{j'}$.

(d) each edge $uv \in E(T)$ holds $i + t + j = 24$ for $F_3(uv) = H_t$, $F_3(u) = H_i$ and $F_3(v) = H_j$, and each edge uv corresponds another edge xy such that $F_3(uv) = F_3(x) \oplus F_3(y)$.

B. Graphs labelled by every-zero graphic groups

Before labelling graphs with graphic groups, we define a particular class of graphic groups as follows:

Definition 11. * An every-zero graphic group $F_n(H, h)$ made by a Topsnut-gpw H admitting an ε -labelling h contains its

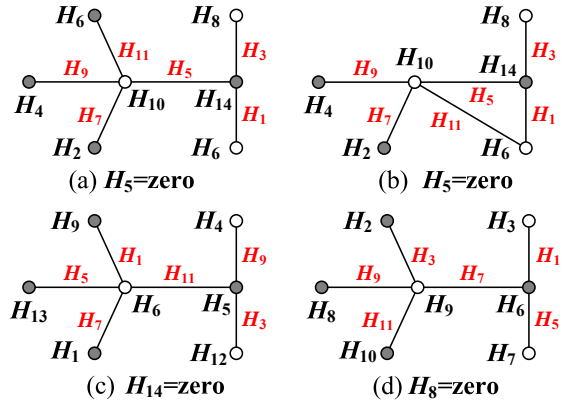


Fig. 29. (a) The group-labelled tree T has two vertices labelled with the same H_6 ; (b) the graph obtained by identifying two vertices of T into one admits an odd-graceful group-labelling; (c) T has an odd-graceful group-labelling; (d) T has another odd-graceful group-labelling.

own elements H_i holding $H \cong H_i$ and admitting an ε -labelling h_i induced by h with $i \in [1, n]$ and hold an additive operation $H_i \oplus H_j$ defined as

$$h_i(x) + h_j(x) - h_k(x) = h_{i+j-k \pmod{n}}(x) \quad (31)$$

for each element $x \in V(H)$ under a zero H_k . \square

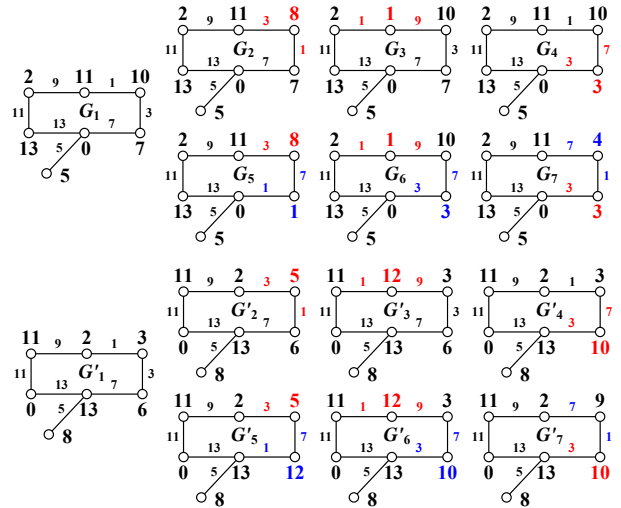


Fig. 30. Seven pan-odd-graceful graphs G_i and its dual graphs G'_i with $i \in [1, 7]$.

We write $G_i(a_i, b_j)G_j$ to stand for a transformation from G_i to G_j , and vice versa; similarly, $G'_i(a'_i, b'_j)G'_j$ is a transformation from G'_i to G'_j in Fig.30. For example, $G_1(10, 8)G_2$, $G_1(11, 1)G_2$ and $G_1(7, 3)G_2$; $G_2(7, 1)G_5$, $G_3(7, 3)G_6$ and $G_4(10, 4)G_7$. Thereby, there are at least two every-zero graphic group $F_n(H, h)$ and $F_n(H, h')$, where h' is the dual labelling of h .

We may have some every-zero graphic group chain $\{F_n(H, h_i)\}_1^m$ holding $H_i(a_i, b_{i+1})H_{i+1}$ with $i \in [1, m-1]$.

Such every-zero graphic group chains can be used to encrypt network chains, or the subnetworks of a large network.

Furthermore, we can label the vertices and edges of a graph with the elements of a given graphic group.

Definition 12. * Let $F_n(H, h)$ be an every-zero graphic group. A (p, q) -graph G admits a *graceful group-labelling* (an *odd-graceful group-labelling*) $F : V(G) \rightarrow F_n(H, h)$ such that each edge uv is labelled by $F(uv) = F(u) \oplus F(v)$ under a zero H_k , and $F(E(G)) = \{F(uv) : uv \in E(G)\} = \{H_1, H_2, \dots, H_q\}$ (or $F(E(G)) = \{F(uv) : uv \in E(G)\} = \{H_1, H_3, \dots, H_{2q-1}\}$). \square

For understanding Definition 12, we present Fig.28(a) and (c), as well as Fig.29(b), (c) and (d). Since the group-labelled tree T has two vertices labelled with the same H_6 in Fig.29(a), we say that T admits an *odd-graceful group-coloring*. Similarly, we can define the *graceful group-coloring*.

If $n = q$ (or $n = 2q - 1$) in Definition 12, we say G admits a *pure graceful group-labelling* (or a *pure odd-graceful group-labelling*).

In general, finding the minimum number of the modular n of $F_n(H, h)$ for which a (p, q) -graph G admits a *graceful group-labelling* (an *odd-graceful group-labelling*) may be important and interesting. We present an example indicated in Fig.31 for encrypting a network T shown in Fig.29. Notice that there are many ways to join H_i with H_j by an edge $u_i v_j$ for $u_i \in V(H_i)$ and $v_j \in V(H_j)$, so, there are many encrypted networks like $N_{et}(T, F_{14}(H, f))$ shown in Fig.31. Furthermore, we can get many vv-type/vev-type TB-paws from a graph H having a labelling f and a network T .

The encrypted network $N_{et}(T, F_{14}(H, f))$ can provide more vev-type TB-paws with longer bytes by the previous methods introduced, such as Path-neighbor-method, Cycle-neighbor-method, Lobster-neighbor-method and Spider-neighbor-method, as well as Euler-Hamilton-method. For example, $N^* = N_{et}(T, F_{14}(H, f))$ shown in Fig.31 distributes us the following vev-type TB-paws (we write D_{vev} as D for short):

$$\begin{aligned}
D(H_1) &= 1311291111037705513 \quad (19), \quad D(a_1 a_7) = 088 \quad (4), \\
D(H_7) &= 538931211113765116135 \quad (20), \quad D(a_7 a_6) = 1367 \quad (4), \\
D(H_6) &= 41179211312755105134 \quad (20), \quad D(a_6 a_5) = 734 \quad (3), \\
D(H_5) &= 3116911031174594133 \quad (19), \quad D(a_5 a_{13}) = 11011 \quad (5), \\
D(H_{13}) &= 1111099183571253121311 \quad (22), \quad D(a_6 a_1) = 1910 \quad (4), \\
D(H_1) &= 1311291111037705501313 \quad (22), \quad D(a_1 a_9) = 1147 \quad (4), \\
D(H_9) &= 71110951431785138137 \quad (20), \quad D(a_6 a_{11}) = 413 \quad (3), \\
D(H_{11}) &= 9111297163371051139 \quad (19), \quad D(a_{11} a_5) = 413 \quad (3), \\
D(H_5) &= 19, \quad D(a_5 a_3) = 31013 \quad (5), \\
D(H_3) &= 11149131123972572131 \quad (20), \quad D(a_3 a_{12}) = 178 \quad (3), \\
D(H_{12}) &= 10111398173471152111310 \quad (23), \quad D(a_5 a_9) = 325 \quad (3), \\
D(H_9) &= 71110951431785138137 \quad (20), \quad D(a_9 a_4) = 325 \quad (3), \\
D(H_4) &= 21159011331073583132 \quad (20).
\end{aligned}$$




Fig. 31. An encrypted network $N_{et}(T, F_{14}(H, f))$ made by an every-zero graphic group $F_{14}(H, f)$ exhibited in Fig.27, the labels of the joined edges in blue color form a consecutive set $[1, 12]$.

Thereby, we have a vev-type TB-paw as follows

$$\begin{aligned}
D(N^*) &= D(H_1) \uplus D(a_1 a_7) \uplus D(H_7) \uplus D(a_7 a_6) \\
&\uplus D(H_6) \uplus D(a_6 a_5) \uplus D(H_5) \uplus D(a_5 a_{13}) \\
&\uplus D(H_{13}) \uplus D(a_6 a_1) \uplus D(H_1) \uplus D(a_1 a_9) \\
&\uplus D(H_9) \uplus D(a_6 a_{11}) \uplus D(H_{11}) \\
&\uplus D(a_{11} a_5) \uplus D(H_5) \uplus D(a_5 a_3) \uplus D(H_3) \\
&\uplus D(a_3 a_{12}) \uplus D(H_{12}) \uplus D(a_5 a_9) \uplus D(H_9) \\
&\uplus D(a_9 a_4) \uplus D(H_4),
\end{aligned} \tag{32}$$

by $N_{et}(T, F_{14}(H, f))$, such that $D(N^*)$ has at least $263 + 44 = 307$ bytes in total. Clearly, there are many ways to write $D(N^*)$, since there are many ways to write $D(H_i)$ and $D(a_i a_j)$ for $1 \leq i, j \leq 13$, and there are many ways to combinatoric $D(H_i)$ and $D(a_i a_j)$ for producing $D(N^*)$.

C. Encryption of Tree-networks

The topic of encrypting dynamic networks has been proposed in [33]. We show a general definition on every-zero graphic groups as follows:

Definition 13. * Let $F_n(H, h)$ be an every-zero graphic group, and $\{H_{i_j}\}_1^q$ be a subset of $F_n(H, h)$. Suppose that a (p, q) -graph G admits a mapping $F : V(G) \rightarrow F_n(H, h)$ such that each edge uv is labelled by $F(uv) = F(u) \oplus F(v)$ under a zero H_k . If $F(x) \neq F(y)$ for any pair of vertices x, y , and $F(E(G)) = \{H_{i_j}\}_1^q$, we call F an $\{H_{i_j}\}_1^q$ -sequence group-labelling; if $F(w) = F(z)$ for some two distinct vertices w, z , and $F(E(G)) = \{H_{i_j}\}_1^q$, we call F an $\{H_{i_j}\}_1^q$ -sequence

group-coloring. The labelled graph made by joining $F(u)$ with $F(uv)$ and joining $F(uv)$ with $F(v)$ for each edge $uv \in E(G)$ is denoted as $N_{et}(G, F_n(H, h))$ (see an example depicted in Fig.31). \square

Theorem 8. For any sequence $\{H_{i_j}\}_1^q$ of an every-zero graphic group $F_n(H, h)$, any tree having q edges admits an $\{H_{i_j}\}_1^q$ -sequence group-coloring or an $\{H_{i_j}\}_1^q$ -sequence group-labelling.

Proof. Let T_q be a tree having q edges, and each $H_i \in F_n(H, h)$ admit an ε -labelling h_i . For $q = 1$, T_1 has two vertices u, v and a unique edge uv . We define a labelling F_1 of T_1 under the zero H_1 such that $F_1(u) = H_1$, $F_1(uv) = H_s$ with $s \neq 1$, then $F_1(u) \oplus F_1(v) = F_1(uv)$, assume $F_1(v) = H_j$, moreover

$$h_1(x) + h_j(x) - h_1(x) = h_s \pmod{q}(x) \quad (33)$$

so $1 + j - 1 = s \pmod{q}$, we get $F_1(v) = H_s$. Thereby, F_1 is an H_s -sequence group-labelling, since $H_1 \neq H_s$.

Suppose that any tree T_{q-1} of $(q-1)$ edges admits one of an $\{H_{i_j}\}_1^{q-1}$ -sequence group-coloring or an $\{H_{i_j}\}_1^{q-1}$ -sequence group-labelling, here $T_{q-1} = T_q - x$ for a leaf x of T . Let y be the unique adjacent vertex of x . Notice that T_{q-1} admits an $\{H_{i_j}\}_1^{q-1}$ -sequence group-coloring F_{q-1} with the sequence $\{H_{i_j}\}_1^{q-1}$ and the zero H_k . Let $F_{q-1}(y) = H_y$. We define a new group-coloring F_q by setting $F_q(w) = F_{q-1}(w)$ for each element of $V(T_{q-1}) \cup E(T_{q-1})$. Let $F_{q-1}(y) = H_a$, we set $F_q(xy) = H_{i_q}$. Assume $F_q(xy) = H_b$, we will find the exact value of b . By

$$h_a(u) + h_b(u) - h_k(u) = h_{i_q} \pmod{q}(u) \quad (34)$$

that is, $a+b-k = i_q \pmod{q}$, we get the solution $b = k - a + i_q \pmod{q}$. Hence, $F_q(xy) = F_q(y) \oplus F_q(x)$. According to the hypothesis of induction, the theorem is really correct. \square

By the induction proof on Theorem 8, we can set randomly the elements of the set $\{H_1, H_2, \dots, H_q\} = \{H_{i_j}\}_1^q$ on the edges of any tree T having q edges, where $H_i \neq H_j$ for $i \neq j$, and then label the vertices of T with the elements of an every-zero graphic group $F_n(H, h)$. We provide a sequence group-coloring F of T through the following algorithm.

TREE-GROUP-COLORING algorithm.

Input: A tree T of q edges, and $\{H_{i_j}\}_1^q \subseteq F_n(H, h)$.

Output: An $\{H_{i_j}\}_1^q$ -sequence group-coloring (or group-labelling) of T .

Step 1. Select an initial vertex $u_1 \in V(T)$, its neighbor set $N(u_1) = \{v_{1,1}, v_{1,2}, \dots, v_{1,d_1}\}$, where d_1 is the degree of the vertex u_1 ; next, select H_1 as the zero, and label u_1 with $F(u_1) = H_1$ and $F(u_1 v_{1,j}) = H_{1,j}$ with $j \in [1, d_1]$. From

$$h_1(w) + h_z(w) - h_1(w) = h_{i_j} \pmod{n}(w),$$

where h_z is the labelling of $H_{1,j}$, immediately, we get solutions $z = i_j$, that is $F(v_{1,j}) =$

$H_{1,j}$ with $j \in [1, d_1]$. Let $V_1 \leftarrow V(T) \setminus \{u_1, v_{1,1}, v_{1,2}, \dots, v_{1,d_1}\}$, $L_1 \leftarrow \{F(u_1 v_{1,j})\}_1^{d_1}$.

Step 2. If $V_{k-1} = \emptyset$ (resp. $L_{k-1} = \{H_{i_j}\}_1^q$), go to Step 4.

Step 3. If $V_{k-1} \neq \emptyset$ (resp. $L_{k-1} \neq \{H_{i_j}\}_1^q$), select $u_k \in V_{k-1}$ such that $N(u_k) = \{v_{k,1}, v_{k,2}, \dots, v_{k,d_k}\}$ contains the unique vertex $v_{k,1}$ being labelled with $F(v_{k,1}) = H_\alpha$. Label $F(u_k v_{k,j}) = H_{k,j} \in \{H_{i_j}\}_1^q \setminus L_{k-1}$ with $j \in [1, d_k]$. Assume $F(u_k) = H_k$, solve

$$h_k(w) + h_\alpha(w) - h_1(w) = h_{k,1} \pmod{n}(w),$$

then $k + \alpha - 1 = (k, 1) \pmod{n}$, thus, $k = 1 - \alpha + (k, 1) \pmod{n}$. Next, solve

$$h_k(w) + h_z(w) - h_1(w) = h_{k,j} \pmod{n}(w),$$

where h_z is the labelling of $F(v_{k,j})$ with $j \geq 2$. Then $k + z - 1 = (k, j) \pmod{n}$, so $z = 1 - k + (k, j) \pmod{n}$, also, $F(v_{k,j}) = H_{1-k+(k,j) \pmod{n}}$ with $j \in [2, d_k]$. Let $V_k \leftarrow V(T) \setminus (V_{k-1} \cup \{u_k, v_{k,2}, \dots, v_{k,d_k}\})$, and $L_k \leftarrow L_{k-1} \cup \{F(u_k v_{k,j}) : j \in [1, d_k]\}$, go to Step 2.

Step 4. Return an $\{H_{i_j}\}_1^q$ -sequence group-coloring F of T .

As a consequence, the TREE-GROUP-COLORING algorithm is polynomial and efficient, and it can quickly set Topsnut-gpws to a tree-like network. In Fig.31, we can see “ $H_1 - H_7 - H_6$ ”, called a block joined by two edges having labels 6 and 8. In real operation of encrypting a network, we can use two or more edges to join H_1 , H_7 and H_6 together as desired as possible.

Our encrypting a network is in the way: We select a spanning tree T from a network $N(t)$ at time step t , and encrypt T by an every-zero graphic group $F_n(H, f)$ to obtain an encrypted tree-like network $N_{et}(T, F_n(H, f))$. For example, we select T to be a caterpillar, or a spider, or a lobster, and so on. And furthermore we label T by a determined labelling $f : V(T) \rightarrow F_n(H, f)$, such that $f(i) = H_i$, $f(j) = H_j$ and $f(ij) = H_{ij}$ obtained from $f(i)$ and $f(j)$, correspondingly, we get a vv-type/vev-type TB-paw

$$D(H_i) \uplus D(a_i b_{ij}) \uplus D(H_{ij}) \uplus D(a_{ij} b_j) \uplus D(H_j),$$

where a_i is a vertex of H_i , b_{ij} is a vertex of H_{ij} , a_{ij} is a vertex of H_{ij} , and b_j is a vertex of H_j (see Fig.32).

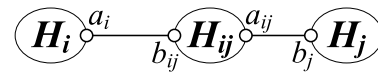


Fig. 32. A scheme of joining H_i, H_{ij} and H_j .

Spanning trees of dynamic networks have been investigated for a long time ([8], [9], [10], [11], [12]), those spanning trees admitting power-law and having scale-free feature are useful for encrypting networks. The nodes having larger degrees in

a scale-free network control nodes over 80 per center ([2]), so they can be considered to form a center of public keys in encrypting dynamic networks, see Fig.33(b) and Fig.34(b)-(d). However, it is a big challenge to enumerate the number of spanning trees of a dynamic network $N(t)$ at time step t , and very difficult to figure out these non-isomorphic spanning trees, even for particular spanning trees, such as spanning trees to be: caterpillars, lobsters, spiders, trees having maximum leaves, trees having the shortest diameters, and so on.

We provide three algorithms for finding particular spanning trees in Appendices A, B and C.

In the article [47], the authors have shown that a minimal connected dominating set S and a spanning tree T^{\max} having maximal leaves in a connected graph G hold $|G| = |S| + |\mathcal{L}(T^{\max})|$. However, finding a spanning tree T^{\max} having maximal leaves is a NP-problem ([46]). The authors in [45] applied a technique, called *measure-and-conquer technique*, to distribute an exact algorithm of complex $O(1.8966^n)$ for finding a spanning tree T^{\max} having maximal leaves in a network with n vertices.

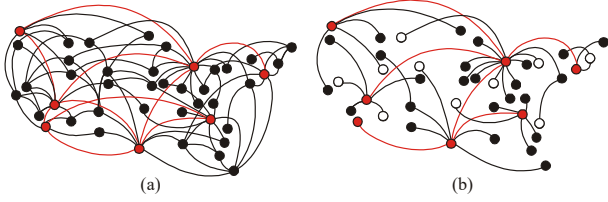


Fig. 33. (a) A scale-free network N [1]; (b) a spanning (scale-free) tree of N .

Three spanning trees pictured in Fig.34(b)-(d) are lobsters, so they admit odd-graceful labellings and odd-elegant labellings ([41], [42]). Thereby, we have three Topsnut-gpws T_1, T_2, T_3 made by three spanning trees shown in Fig.34(b)-(d), and these three Topsnut-gpws T_1, T_2, T_3 can distribute us complex vv-type/vev-type TB-paws by the previous methods. Next, we label T_i with $i \in [1, 3]$ by an every-zero graphic group $F_n(H, f)$ with large scale n , and we get $N_{et}(T_i, F_n(H, f))$ with $i \in [1, 3]$. It is not difficult to see that each $N_{et}(T_i, F_n(H, f))$ with $i \in [1, 3]$ can degenerate vv-type/vev-type TB-paws in more complex.

For particular sequence $\{H_i\}_1^q$ and particular graphs, we can determine such particular graphs admitting $\{H_i\}_1^q$ -sequence group-labellings.

Theorem 9. For any sequence $S = \{H_{a+(i-1)b}\}_1^q$, where $H_{a+(i-1)b}$ belongs to an every-zero graphic group $F_n(H, f)$, each complete bipartite graph $K_{m,n}$ with $mn = q$ admits an S -sequence group-labelling.

Proof. We write the vertex set $V(K_{m,n}) = \{u_i, v_j : i \in [1, m], j \in [1, n]\}$ and edge set $E(K_{m,n}) = \{u_i v_j : i \in [1, m], j \in [1, n]\}$ of $K_{m,n}$. Without loss of generality, $m \leq n$, we select H_a as the zero, and define a labelling h of $K_{m,n}$ as:

$$(1) f(u_1) = H_a, f(v_j) = H_{a+(j-1)b}, \text{ and } f(u_1 v_j) = H_{a+(j-1)b} = f(u_1) \oplus f(v_j) \text{ with } j \in [1, n].$$

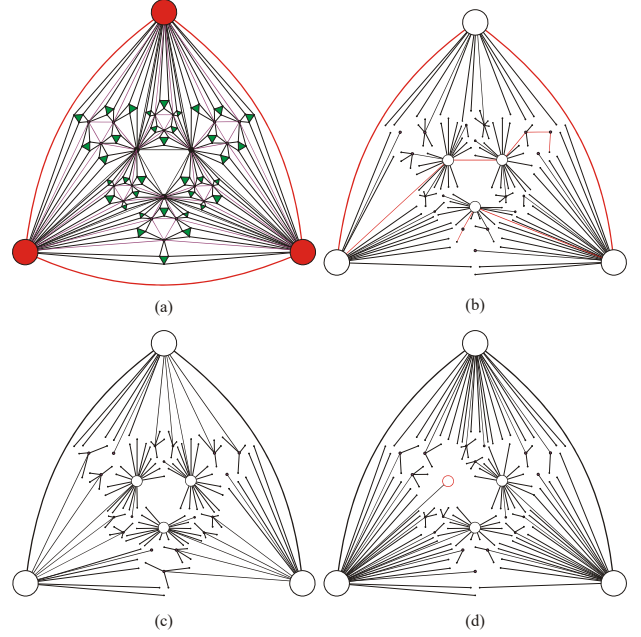


Fig. 34. (a) A scale-free network S of 132 vertices, also a Sierpinski model ([44]); (b)-(d) three spanning (scale-free) trees of S having maximal leaves, they have different diameters.

$$(2) f(u_{k+1}) = H_{a+knb} \text{ with } k \in [1, m-1], H_{a+knb} \oplus H_{a+(j-1)b} = H_{a+(kn+j-1)b} \text{ with } j \in [1, n]; H_{a+knb} \oplus H_a = H_{a+knb}, H_{a+knb} \oplus H_{a+b} = H_{a+(kn+1)b}, H_{a+knb} \oplus H_{a+2b} = H_{a+(kn+2)b}, \dots, H_{a+knb} \oplus H_{a+(n-1)b} = H_{a+[(k+1)n-1]b}.$$

$$(3) f(u_{k+1} v_j) = H_{a+(kn+j-1)b} = H_{a+knb} \oplus H_{a+(j-1)b} = f(u_{k+1}) \oplus f(v_j) \text{ with } k \in [1, m-1] \text{ and } j \in [1, n].$$

It is not difficult to verify that f is just an S -sequence group-labelling, as desired. \square

Theorem 10. Suppose $S^* = \{H_{i_j}\}_1^m$ is a subsequence of a sequence $S = \{H_i\}_1^q$ from an every-zero graphic group $F_n(H, f)$, if the unique cycle C_m of a ring-like network N_{ring} of q edges admits an S^* -sequence group-coloring (or group-labelling), then N_{ring} admits an S -sequence group-labelling.

Proof. Let $h : V(C_m) \rightarrow S^* = \{H_{i_j}\}_1^m$ be an S^* -sequence group-labelling of C_m . We divide the remainder elements of the sequence $S \setminus S^*$ into m groups S_i with $|S_i| = |E(T_i)|$ and $i \in [1, m]$. Next, we use the TREE-GROUP-COLORING algorithm to label each tree T_i after distributing the elements of S_i to the edges of T_i by one-vs-one based on the every-zero graphic group $F_n(H, f)$, finally, we get a desired S -sequence group-coloring (or group-labelling) of the ring-like network N_{ring} . \square

By the method in the proof of Theorem 10, we can prove: A generalized ring-like network N_{ring}^* has a connected graph G such that the deletion of all vertices of G from N_{ring}^* results in a forest (a forest H is disconnected graph, and each component of H is just a tree). If G admits an S^* -sequence group-labelling, then N_{ring} admits an S -sequence group-labelling, where $S^* = \{H_{i_j}\}_1^m \subset S = \{H_i\}_1^q \subseteq F_n(H, f)$.

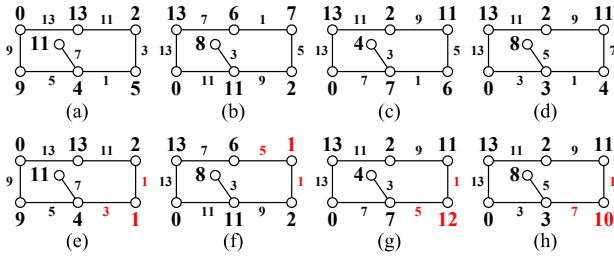


Fig. 35. Other eight odd-graceful labellings of H displayed in Fig. 28.

In Fig.35(g), H admits an odd-graceful labelling $f_g : V(H) \rightarrow [0, 13]$ such that $f_g(E(H)) = [1, 13]^o$ and $\{|a - b| : a, b \in f_g(V(H))\} = [1, 13]$, we call f_g a *perfect odd-graceful labelling*. Similarly, we can define a *perfect odd-elegant labelling*, and so on. Thereby, we propose the following new labellings:

Definition 14. * Let f be an odd-graceful labelling of a (p, q) -graph G , such that $f(V(G)) \subset [0, 2q - 1]^o$ and $f(E(G)) = [1, 2q - 1]^o$. If $\{|a - b| : a, b \in f(V(G))\} = [1, p]$, then f is called a *perfect odd-graceful labelling* of G . \square

Definition 15. * Suppose that a (p, q) -graph G admits an ε -labelling $h : V(G) \rightarrow S \subseteq [0, p + q]$. If $\{|a - b| : a, b \in f(V(G))\} = [1, p]$, we call f a *perfect ε -labelling* of G . \square

D. Complexity of encrypted networks by every-zero graphic groups

The complexity of Theorem 8 is $n^2 \cdot q!$, since there are: each edge labelling $f_i : E(G) \rightarrow \{H_i\}_1^q$, each zero H_j , each initial vertex H_k .

Theorem 8 and the TREE-GROUP-COLORING algorithm show that any tree-like network can be encrypted by every-zero graphic groups. We point that encrypted networks $N_{et}(G, F_n(H, h))$ have the following advantages for with-standing decryption:

Com-1. An encrypted network $N_{et}(G, F_n(H, h))$ have a large number of vertices.

Com-2. Each element H_k of $F_n(H, h)$ can be considered as the “zero”, so there exist M encrypted network $N_{et}(G, F_n(H, h))$ for a fixed every-zero graphic group $F_n(H, h)$, where $M = |F_n(H, h)|$.

Com-3. There are many sequences $\{H_i\}_1^q$ of $F_n(H, h)$, and there are many permutations $\{H_{i_j}\}_1^q$ of $\{H_i\}_1^q$ to label the edges of G by the TREE-GROUP-COLORING algorithm.

Com-4. There are many labellings h_1, h_2, \dots, h_m of H to form $F_n(H, h_i)$ with $i \in [1, m]$ such that h, h_1, h_2, \dots, h_m belong to the same class C_{lass} , see Fig.30 and Fig.35.

Com-5. H may admits many labellings that do not belong to C_{lass} , such as graceful labelling, odd-elegant labelling, edge-magic total labelling, and so on.

Com-6. There are many graphs H^* like H that can form $F_n(H^*, h_j)$.

Com-7. In an encrypted network $N_{et}(G, F_n(H, h))$, there many ways to join $F(u)$ with $F(uv)$ by edges and to join

$F(uv)$ with $F(v)$ by edges, so we have many encrypted network $N_{et}(G, F_n(H, h))$. Such joining method can interrupt an attack that has decrypted the Topsnut-gpws H_i on some vertices.

Com-8. There are many ways to generate vv-type/vev-type TB-paws from an encrypted network $N_{et}(G, F_n(H, h))$.

Com-9. If $G = T(t)$ is a spanning tree of a dynamic network $N(t)$ at time step t , then $N_{et}(T(t), F_n(H, h))$ can be considered as a network password of $N(t)$ at time step t . Since there are $a(t)$ spanning trees of $N(t)$ at a fixed time step t , so we have $a(t)$ encrypted networks of the form $N_{et}(T(t), F_n(H, h))$.

The facts listed above indicate that it is not easy to attack encrypted networks $N_{et}(G, F_n(H, h))$, in other words, encrypted networks $N_{et}(G, F_n(H, h))$ are *provable security*.

E. Encrypting networks by pan-matrices

Motivated from Topsnut-matrices $A_{vev}(G)$, we can define so-called *pan-matrices* for encrypting networks.

Definition 16. * For an every-zero graphic group $F_n(H, h) = \{H_i, H'_i, H''_i\}_1^n$, a *graphic group-matrix* $P_{vev}(G)$ of a (p, q) -graph G is defined as $P_{vev}(G) = (X_P, W_P, Y_P)^{-1}$ with

$$\begin{aligned} X_P &= (H_1 \ H_2 \ \dots \ H_q), W_P = (H'_1 \ H'_2 \ \dots \ H'_q) \\ Y_P &= (H''_1 \ H''_2 \ \dots \ H''_q), \end{aligned} \quad (35)$$

where each edge $u_i v_i$ of G with $i \in [1, q]$ is labelled by H'_i , and its own two ends u_i and v_i are labelled by H_i and H''_i respectively; and G has another *graphic group-matrix* $P_{vv}(G)$ defined as $P_{vv}(G) = (X_P, Y_P)^{-1}$, where X_P, Y_P are called *pan-v-vectors*, W_P is called *pan-e-vector*. \square

See Fig.28 and Fig.29 for understanding Definition 16. Notice that the every-zero graphic group $F_{14}(H, f)$ indicated in Fig.27 corresponds an *every-zero matrix group* $A_n(H, f)$, in which every element $A_{vev}(H_i)$ is the Topsnut-matrix of Topsnut-gpw $H_i \in F_{14}(H, f)$.

For an every-zero matrix group

$$A_n(G, f) = \{A_{vev}(G_i), A_{vev}(G'_i), A_{vev}(G''_i)\}_1^n$$

we define a *matrix group-matrix* $M_{vev}(G)$ of a (p, q) -graph G as: $M_{vev}(G) = (X_M, W_M, Y_M)^{-1}$ with

$$\begin{aligned} X_M &= (A_{vev}(G_1) \ A_{vev}(G_2) \ \dots \ A_{vev}(G_q)), \\ W_M &= (A_{vev}(G'_1) \ A_{vev}(G'_2) \ \dots \ A_{vev}(G'_q)), \\ Y_M &= (A_{vev}(G''_1) \ A_{vev}(G''_2) \ \dots \ A_{vev}(G''_q)), \end{aligned}$$

where each edge label $A_{vev}(G'_i)$ has its own two end labels $A_{vev}(G''_i)$ and $A_{vev}(G_i)$ with $i \in [1, q]$; and G has another *matrix group-matrix* $P_{vv}(G)$ defined as $M_{vv}(G) = (X_M, Y_M)^{-1}$, where X_M, Y_M are called *pan-v-vectors*, W_M is called *pan-e-vector*.

F. New graphic groups made by encrypting networks

Motivated from Fig.31, we show the following result:

Theorem 11. Suppose that $N = N_{et}(G, F_n(H, f))$ is an encrypted network labelled by a group-labelling g_{roup} based on an every-zero graphic group $F_n(H, f)$ under a zero

$H_k \in F_n(H, f)$. Then we have an every-zero graphic group $F_n(N, g_{group})$.

Proof. By the hypothesis of the theorem, we have a group-labelling $g_{group} : V(G) \rightarrow F_n(H, f)$, $g_{group} : E(G) \rightarrow \{H_i\}_1^q$ with $\{H_i\}_1^q \subset F_n(H, f)$ for an every-zero graphic group $F_n(H, f)$, such that $g_{group}(u) \neq g_{group}(v)$ for each edge $uv \in E(G)$, $g_{group}(uv) = g_{group}(u) \oplus g_{group}(v) \in g_{group}(E(G)) = \{H_i\}_1^q$ under the zero $H_k \in F_n(H, f)$. The resulting encrypted network is denoted as N . Let $N = N_1$ and $g_{group} = g_{group}^{(1)}$.

We construct the desired group $F_n(N, g_{group})$ by adding k to the lower index i of the label $H_i = g_{group}(u)$ of each vertex u of G , and adding k to the lower index (i, j) of the label $H_{(i,j)} = g_{group}(uv)$ of each edge uv of G with $H_j = g_{group}(v)$ under modular n . So, we get new encrypted networks $N_{k+1} = \{H_{i+k} \pmod n : H_i = g_{group}(u), u \in V(G)\} \cup \{H_{(i,j)+k} \pmod n : H_{(i,j)} = g_{group}(uv), uv \in E(G)\}$, and write the labelling of N_{k+1} by $g_{group}^{(k+1)}$, $k \in [1, n-1]$. Thereby, we get a set $F_n(N, g_{group}) = \{N_{k+1} : k \in [0, n-1]\}$

Next, we select arbitrarily an element $N_k \in F_n(N, g_{group})$ as *zero*, and define an operation \oplus for $F_n(N, g_{group})$ as: $N_i \oplus N_j = N_{i+j-k \pmod n}$ means $g_{group}^{(i)}(w) \oplus g_{group}^{(j)}(w) = g_{group}^{(i+j-k)}(w) \pmod n$ for $w \in V(G) \cup E(G)$. For $w \in V(G)$ as $g_{group}^{(1)}(w) = H_s$, we have $g_{group}^{(i)}(w) = H_{s+i}$, $g_{group}^{(j)}(w) = H_{s+j}$, $g_{group}^{(k)}(w) = H_{s+k}$, and $g_{group}^{(i+j-k)}(w) = H_{s+i+j-k}$. Thereby, we have

$$H_{s+i} \oplus H_{s+j} = H_{s+i+j-(s+k) \pmod n} = H_{i+j-k \pmod n},$$

and have proven

$$g_{group}^{(i)}(w) \oplus g_{group}^{(j)}(w) = g_{group}^{(i+j-k)}(w) \pmod n,$$

for $w \in V(G) \cup E(G)$, and it is not hard to show the *Zero*, the *Inverse*, the *Uniqueness and Closure*, the *Commutative law* and the *Associative law* on $F_n(H, f)$, since $F_n(H, f)$ is an every-zero graphic group ([22], [35], [30]).

The claim of the theorem is proven. \square

An example for understanding Theorem 11 is shown in Fig.36.

The authors in [50] and [51] propose other methods for producing every-zero graphic groups.

V. TOPSNUT-MATCHINGS

Here, for making vv-type/vev-type TB-paws, we will apply the *Path-neighbor-method*, *Cycle-neighbor-method*, *Lobster-neighbor-method*, *Spider-neighbor-method* and *Euler-Hamilton-method* introduced in the previous sections.

A. Examples for Topsnut-matchings

We use a Topsnut-gpw T (as a public key) presented in Fig.1 to induce a vev-type TB-paw

$$D_{vev}(T) = 13323224125132331341451561623167 \\ 223231622817918101911202220122120,$$

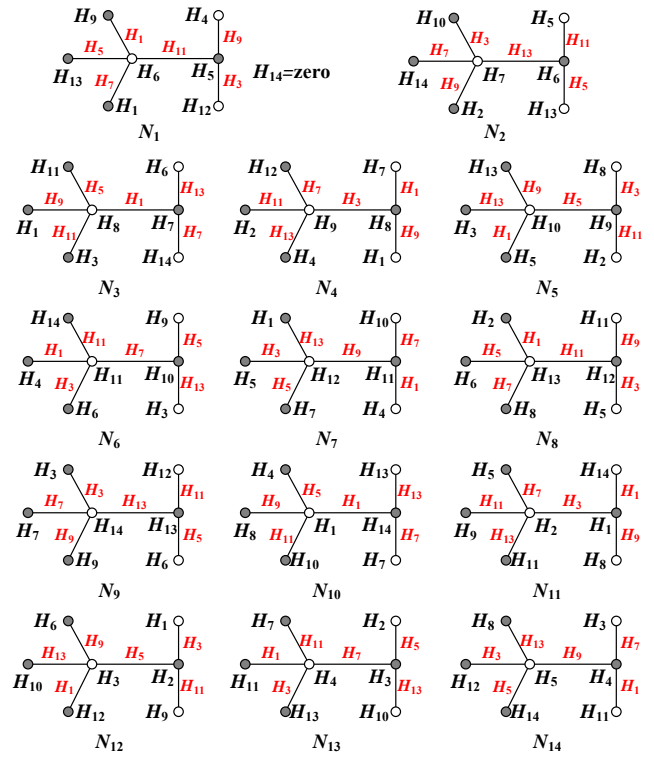


Fig. 36. An every-zero graphic group $F_{14}(N, g_{group})$ made by an encrypted network $N_1 = N_{et}(T, F_{14}(H, f))$ pictured in Fig.31.

by hands, and another Topsnut-gpw H (as a private key) distributes us a vev-type TB-paw

$$D_{vev}(H) = 13141131207189161115121111721 \\ 921417201223245256131910152381.$$

Thus, we get a *digital authentication* $\odot\langle T, H \rangle$, which generates the authentication vev-type TB-paw $D_{vev}(\odot\langle T, H \rangle)$ as follows:

$$D_{vev}(\odot\langle T, H \rangle) = D_{vev}(T) \uplus D_{vev}(H). \quad (36)$$

or

$$D'_{vev}(\odot\langle T, H \rangle) = D_{vev}(H) \uplus D_{vev}(T). \quad (37)$$

Clearly, $D_{vev}(\odot\langle T, H \rangle)$ differs from $D'_{vev}(\odot\langle T, H \rangle)$.

Notice that a Topsnut-gpw authentication contains two parts: *digital authentication*, *topological structure authentication*. In this example, the topological structure authentication is the unlabelled graph $\odot\langle T, H \rangle$. We emphasize the topological structure authentication, since a Topsnut-gpw (as a public key) may match with two or more Topsnut-gpws (as private keys). See Fig.47, a Topsnut-gpw T matches with three Topsnut-gpws G_1, G_2 and H , but three matchings differ from each other in topological structures. The vev-type TB-paw $D_{vev}(T)$ matches with the following TB-paw

$$D_{vev}(G_1) = 132512422331332010211122122313 \\ 31020319410415616717818946144,$$

since the topological structure of T is isomorphic to that of G_1 . So, $D_{vev}(\odot\langle T, G_1 \rangle)$ differs from $D_{vev}(\odot\langle T, H \rangle)$.

Unfortunately, for a given Topsnut-gpw G admitting a labelling being the same as that admitted by T shown in Fig.47(a), we do not have efficient algorithm for finding all matchings of G , and go on theoretical jobs on them.

B. Why are Topsnut-matrices good for generating TB-paws

Definition 17. [33] A total labelling $f : V(G) \cup E(G) \rightarrow [1, p + q]$ for a bipartite (p, q) -graph G is a bijection holding:

- (i) (e-magic) $f(uv) + |f(u) - f(v)| = k$;
- (ii) (ee-difference) each edge uv matches with another edge xy holding $f(uv) = |f(x) - f(y)|$ (or $f(uv) = (p + q + 1) - |f(x) - f(y)|$);
- (iii) (ee-balanced) let $s(uv) = |f(u) - f(v)| - f(uv)$ for $uv \in E(G)$, then there exists a constant k' such that each edge uv matches with another edge $u'v'$ holding $s(uv) + s(u'v') = k'$ (or $(p + q + 1) + s(uv) + s(u'v') = k'$) true;
- (iv) (EV-ordered) $f_{\min}(V(G)) > f_{\max}(E(G))$ (or $f_{\max}(V(G)) < f_{\min}(E(G))$, or $f(V(G)) \subseteq f(E(G))$, or $f(E(G)) \subseteq f(V(G))$, or $f(V(G))$ is an odd-set and $f(E(G))$ is an even-set;
- (v) (ve-matching) there exists a constant k'' such that each edge uv matches with one vertex w such that $f(uv) + f(w) = k''$, and each vertex z matches with one edge xy such that $f(z) + f(xy) = k''$, except the singularity $f(x_0) = \lfloor \frac{p+q+1}{2} \rfloor$;
- (vi) (set-ordered) $f_{\max}(X) < f_{\min}(Y)$ (or $f_{\min}(X) > f_{\max}(Y)$) for the bipartition (X, Y) of $V(G)$.

We call f a 6C-labelling of G . \square

In Definition 17, it is natural, each edge uv corresponds another edge xy such that

$$f(uv) + f(xy) = \min f(E(G)) + \max f(E(G)) \quad (38)$$

and each vertex w corresponds another vertex z such that

$$f(w) + f(z) = \min f(V(G)) + \max f(V(G)). \quad (39)$$

In Fig.37, the Topsnut-matrix $A(T)$ matches with its dual Topsnut-matrix $A^{-1}(T)$, since the sum of each element of $A(T)$ and its corresponding element of $A^{-1}(T)$ is just 26. According to Definition 17, the Topsnut-matrix $A(T) = (X W Y)^{-1}$ holds the 6C-restriction: (i) $e_i + |x_i - y_i| = 13$; (ii) $e_i = |x_j - y_j|$; (iii) $(|x_i - y_i| - e_i) + (|x_j - y_j| - e_j) = 0$; (iv) $\min(X \cup Y) > \max W$; (v) $e_i + x_s = 26$ or $e_i + y_t = 26$; (vi) $\min X > \max Y$. However, the dual Topsnut-matrix $A^{-1}(T) = (X' W' Y')^{-1}$ holds $e'_i - |x'_i - y'_i| = 13$ and $\min(X' \cup Y') < \max W'$ only.

Notice that $T \not\cong H$, see Fig.47(a) and (d). And $\odot_1\langle T, H \rangle$ obtained by coinciding the vertex x_0 of G having $f(x_0) = 13$ with the vertex w_0 of H having $g(w_0) = 13$ is a 6C-complementary matching conforming to Definition 22. Moreover, the Topsnut-matrix $A(H) = (X'' W'' Y'')^{-1}$ holds the 6C-restriction: (i) $e''_i + |x''_i - y''_i| = 13$; (ii) $e''_i = 26 - |x''_j - y''_j|$; (iii) $26 - [(|x''_i - y''_i| - e''_i) + (|x''_j - y''_j| - e''_j)] = 0$; (iv) $\min(X \cup Y) < \max W$; (v) $e''_i + x''_s = 26$ or $e''_i + y''_t = 26$; (vi) $\min X > \max Y$.

$$A(T) = \begin{pmatrix} 25 & 24 & 23 & 23 & 23 & 23 & 22 & 22 & 22 & 22 & 22 & 21 \\ 1 & 2 & 3 & 4 & 5 & 6 & 7 & 8 & 9 & 10 & 11 & 12 \\ 13 & 13 & 13 & 14 & 15 & 16 & 16 & 17 & 18 & 19 & 20 & 20 \end{pmatrix}$$

$$A^{-1}(T) = \begin{pmatrix} 1 & 2 & 3 & 3 & 3 & 3 & 4 & 4 & 4 & 4 & 4 & 5 \\ 25 & 24 & 23 & 22 & 21 & 20 & 19 & 18 & 17 & 16 & 15 & 14 \\ 13 & 13 & 13 & 12 & 11 & 10 & 10 & 9 & 8 & 7 & 6 & 6 \end{pmatrix}$$

Fig. 37. A Topsnut-matrix $A(T)$ of a Topsnut-gpw T shown in Fig.47(a), and the dual Topsnut-matrix $A^{-1}(T)$ of $A(T)$.

$$A(H) = \begin{pmatrix} 7 & 7 & 8 & 7 & 9 & 7 & 10 & 9 & 11 & 11 & 12 & 13 \\ 25 & 24 & 23 & 22 & 21 & 20 & 19 & 18 & 17 & 16 & 15 & 14 \\ 6 & 5 & 5 & 3 & 4 & 1 & 3 & 1 & 2 & 1 & 1 & 1 \end{pmatrix}$$

Fig. 38. A Topsnut-matrix $A(H)$ of a Topsnut-gpw H shown in Fig.47(d), which matches with the Topsnut-matrix $A(T)$ of a Topsnut-gpw T shown in Fig.47(a).

We like to use Topsnut-matrices to generate TB-paws since there are the following advantages of Topsnut-matrices:

- Prop-1. Topsnut-matrices are easily saved in computer.
- Prop-2. A Topsnut-matrix $A_{vev}(G)$ of a (p, q) -graph G generates at least $\sum_{m=1}^M (m!)$ vv-type/vev-type TB-paws, where $M = \lfloor 3q/2 \rfloor$.
- Prop-3. In general, the vv-type/vev-type TB-paws generated by a Topsnut-matrix $A(\odot_1\langle T, H \rangle)$ differ from those vv-type/vev-type TB-paws of form $D(T) \uplus D(H)$ obtained from two Topsnut-matrices $A(T)$ and $A(H)$.

Prop-4. The procedure of rebuilding a Topsnut-matrix $A(T)$ by a vv-type/vev-type TB-paw $D(T)$, verifying $A(T)$ holding the 6C-restriction, and then redrawing the Topsnut-gpw T by $A(T)$, is not easy to be realized, even impossible if a Topsnut-gpw possesses thousands of vertices and edges. Thereby, it is hard to reproduce a 6C-complementary matching $\odot_1\langle T, H \rangle$ when T is as a public key, H is a private key and $\odot_1\langle T, H \rangle$ is an authentication.

C. Looking for matchings

We use an example to illustrate a procedure of transforming a graceful labelling to an odd-graceful labelling. The tree T of 17 vertices depicted in Fig.39 admits a set-ordered graceful labelling f shown in Fig.39(a): $\max f(X) < \min f(Y)$ with $X = \{\text{black vertices}\}$ and $Y = \{\text{white vertices}\}$, each edge uv of T is balled by $f(uv) = |f(u) - f(v)|$, such that $f(E(T)) = [1, 16]$. First, we define a labelling f_1 of T by setting $f_1(x) = 2f(x)$ with $x \in X$, $f_1(y) = f(y)$ with $y \in Y$, and $f_1(uv) = f(uv)$ for $uv \in E(T)$ (see Fig.39(b)). Second, we define another labelling f_2 of T by setting $f_2(x) = f_1(x)$ with $x \in X$, $f_2(y) = 2f_1(y) - 1$ with $y \in Y$, and $f_2(uv) = f_1(uv)$ for $uv \in E(T)$ (see Fig.39(c)). Finally, we have the desired odd-graceful labelling f_3 obtained by setting $f_3(w) = f_2(w)$ with $w \in X \cup Y$, and $f_3(uv) = |f_2(u) - f_2(v)|$ for $uv \in E(T)$ (see Fig.39(d)).

The set-ordered graceful labelling f of T presented in Fig.39(a) induces a Topsnut-matrix A_a depicted in Fig.40. And

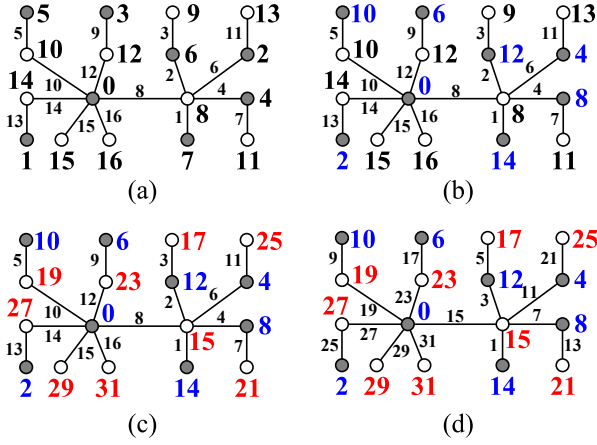


Fig. 39. A procedure of transforming a graceful labelling to an odd-graceful labelling.

other three labellings f_1, f_2 and f_3 give us three Topsnut-matrices A_b, A_c and A_d shown in Fig.40, respectively. Thereby, we have a *Topsnut-matrix chain* $A_a \rightarrow A_b \rightarrow A_c \rightarrow A_d$ and a *TB-paw chain* $D_a \rightarrow D_b \rightarrow D_c \rightarrow D_d$ obtained from A_a, A_b, A_c, A_d , respectively. In general, Topsnut-gpws contain three basic characters:

- (1) Topsnut-gpws = Topological structures (configuration, graph) plus labelling/colorings;
- (2) Topsnut-matrices join Topsnut-gpws by TB-paws;
- (3) TB-paws are easy for encryption.

$$\begin{aligned}
 A_a &= \begin{pmatrix} 7 & 6 & 6 & 4 & 5 & 2 & 4 & 0 & 3 & 0 & 2 & 0 & 1 & 0 & 0 & 0 \\ 1 & 2 & 3 & 4 & 5 & 6 & 7 & 8 & 9 & 10 & 11 & 12 & 13 & 14 & 15 & 16 \\ 8 & 8 & 9 & 8 & 10 & 8 & 11 & 8 & 12 & 10 & 13 & 12 & 14 & 14 & 15 & 16 \end{pmatrix} \\
 A_b &= \begin{pmatrix} 14 & 12 & 12 & 8 & 10 & 4 & 8 & 0 & 6 & 0 & 4 & 0 & 2 & 0 & 0 & 0 \\ 1 & 2 & 3 & 4 & 5 & 6 & 7 & 8 & 9 & 10 & 11 & 12 & 13 & 14 & 15 & 16 \\ 8 & 8 & 9 & 8 & 10 & 8 & 11 & 8 & 12 & 10 & 13 & 12 & 14 & 14 & 15 & 16 \end{pmatrix} \\
 A_c &= \begin{pmatrix} 14 & 12 & 12 & 8 & 10 & 4 & 8 & 0 & 6 & 0 & 4 & 0 & 2 & 0 & 0 & 0 \\ 1 & 2 & 3 & 4 & 5 & 6 & 7 & 8 & 9 & 10 & 11 & 12 & 13 & 14 & 15 & 16 \\ 15 & 15 & 17 & 15 & 19 & 15 & 21 & 15 & 23 & 19 & 25 & 23 & 27 & 27 & 29 & 31 \end{pmatrix} \\
 A_d &= \begin{pmatrix} 14 & 12 & 12 & 8 & 10 & 4 & 8 & 0 & 6 & 0 & 4 & 0 & 2 & 0 & 0 & 0 \\ 1 & 3 & 5 & 7 & 9 & 11 & 13 & 15 & 17 & 19 & 21 & 23 & 25 & 27 & 29 & 31 \\ 15 & 15 & 17 & 15 & 19 & 15 & 21 & 15 & 23 & 19 & 25 & 23 & 27 & 27 & 29 & 31 \end{pmatrix}
 \end{aligned}$$

Fig. 40. Four Topsnut-matrices corresponding four Topsnut-gpws.

Lemma 12. [33] *If a tree admits a set-ordered graceful labelling if and only if it admits a 6C-labelling.*

Theorem 13. *If two trees of p vertices admit set-ordered graceful labellings, then they are a 6C-complementary matching.*

Proof. Assume that each tree T_i of p vertices admits a set-ordered graceful labelling f_i and let (X_i, Y_i) be the bipartition of T_i with $i = 1, 2$. So, by the definition of a set-ordered graceful labelling, we have $\max f_i(X_i) < \min f_i(Y_i)$ where $X_i = \{x_{i,j} : j \in [1, s_i]\}$ and $Y_i = \{y_{i,j} : j \in [1, t_i]\}$ holding

$s_i + t_i = p$ with $i = 1, 2$. Without loss of generality, we can set $f_i(x_{i,j}) = j - 1$ for $j \in [1, s_i]$, $f_i(y_{i,j}) = s_i + j - 1$ for $j \in [1, t_i]$ and $f_i(x_{i,s}y_{i,t}) = f_i(y_{i,t}) - f_i(x_{i,s}) = s_i + t - s$ for each edge $x_{i,s}y_{i,t} \in E(T_i)$, and $f_i(E(T_i)) = [1, p]$ for $i = 1, 2$.

We define another labelling f_1^* of T_1 as: $f_1^*(w) = p + f_1(w)$ for $w \in V(T_1)$ and $f_1^*(x_{1,s}y_{1,t}) = p + 1 - f(x_{1,s}y_{1,t})$ for each edge $x_{1,s}y_{1,t} \in E(T_1)$. So, we can compute $f_1^*(V(T_1)) = [p, 2p - 1]$, $f_1^*(E(T_1)) = [1, p - 1]$.

Next, we define another labelling f_2^* of T_2 as: $f_2^*(w) = f_2(w) + 1$ for $w \in V(T_2)$ and $f_2^*(x_{2,i}y_{2,j}) = p + f_2(x_{2,i}y_{2,j})$ for each edge $x_{2,i}y_{2,j} \in E(T_2)$. Thereby, we get $f_2^*(V(T_2)) = [1, p]$, $f_2^*(E(T_2)) = [p + 1, 2p - 1]$.

Notice that $f_1^*(V(T_1)) \setminus \{p\} = f_2^*(E(T_2))$, $f_1^*(E(T_1)) = f_2^*(V(T_2)) \setminus \{p\}$, and by Lemma 12, we have proven the theorem. \square

Definition 18. * Let $f_i : V(G) \rightarrow [a, b]$ be a labelling of a (p, q) -graph G and define each edge $uv \in E(G)$ has its own label as $f_i(uv) = |f_i(u) - f_i(v)|$ with $i = 1, 2$. If each edge $uv \in E(G)$ holds $f_1(uv) + f_2(uv) = k$ true, where k is a positive constant, we call f_1 and f_2 are a pair of *image-labellings*, and f_i a *mirror-image* of f_{3-i} with $i = 1, 2$. \square

A tree T appeared in Fig.41 admits a pair of *set-ordered graceful image-labellings* (a) and (b). We can consider a pair of image-labellings as a *matching labelling* too.

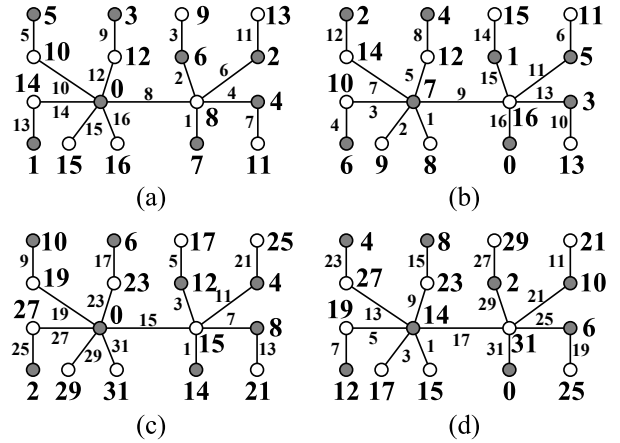


Fig. 41. (a) and (b) are a pair of set-ordered graceful image-labellings with $f_a(uv) + f_b(uv) = 17$; (c) and (d) are a pair of set-ordered odd-graceful image-labellings with $f_c(uv) + f_d(uv) = 32$.

Lemma 14. *If a tree T admits a set-ordered graceful labelling f , then T admits another set-ordered graceful labelling g such that f and g are a pair of image-labellings.*

Proof. Suppose that (X, Y) is the bipartition of a tree T with p vertices, where $X = \{x_i : i \in [1, s]\}$ and $Y = \{y_j : j \in [1, t]\}$ holding $s + t = |V(T)| = p$. By the hypothesis of the theorem, T admits a set-ordered graceful labelling f such that $f(x_i) = i - 1$ for $i \in [1, s]$, $f(y_j) = s + j - 1$ for $j \in [1, t]$ and $f(x_iy_j) = f(y_j) - f(x_i) = s + j - i$ for

each edge $x_i y_j \in E(T)$. We define another labelling g of T as: $g(x_i) = s - 1 - f(x_i)$ for $i \in [1, s]$, $g(y_j) = t + 2s - 1 - f(y_j)$ for $j \in [1, t]$, then

$$\begin{aligned} g(x_i y_j) &= g(y_j) - g(x_i) \\ &= t + 2s - 1 - f(y_j) - [s - 1 - f(x_i)] \\ &= t + s - [f(y_j) - f(x_i)] \\ &= t + s - f(x_i y_j) \end{aligned} \quad (40)$$

for each edge $x_i y_j \in E(T)$. So,

$$f(x_i y_j) + g(x_i y_j) = t + s = |E(T)| + 1,$$

a constant, as desired. \square

In [32], the authors have proven the following mutually equivalent labellings:

Theorem 15. [32] *Let T be a tree on p vertices, and let (X, Y) be its bipartition. For all values of integers $k \geq 1$ and $d \geq 1$, the following assertions are mutually equivalent:*

- (1) T admits a set-ordered graceful labelling f with $f(X) < f(Y)$.
- (2) T admits a super felicitous labelling α with $\alpha(X) < \alpha(Y)$.
- (3) T admits a (k, d) -graceful labelling β with $\beta(x) < \beta(y) - k + d$ for all $x \in X$ and $y \in Y$.
- (4) T admits a super edge-magic total labelling γ with $\gamma(X) < \gamma(Y)$ and a magic constant $|X| + 2p + 1$.
- (5) T admits a super $(|X| + p + 3, 2)$ -edge antimagic total labelling θ with $\theta(X) < \theta(Y)$.
- (6) T has an odd-elegant labelling η with $\eta(x) + \eta(y) \leq 2p - 3$ for every edge $xy \in E(T)$.
- (7) T has a (k, d) -arithmetic labelling ψ with $\psi(x) < \psi(y) - k + d \cdot |X|$ for all $x \in X$ and $y \in Y$.
- (8) T has a harmonious labelling φ with $\varphi(X) < \varphi(Y \setminus \{y_0\})$ and $\varphi(y_0) = 0$.

By Lemma 14 and Theorem 15, if a tree T admits set-ordered graceful labelling, then we have the following results and present Fig.42 and Fig.43 for illustrating these results:

Theorem 16. *If a tree T admits set-ordered graceful labelling, then T admits a pair of SKD image-labellings, where $SKD \in \{ \text{set-ordered graceful, set-ordered odd-graceful, edge-magic graceful, set-ordered felicitous, set-ordered odd-elegant, super set-ordered edge-magic total, super set-ordered edge-antimagic total, set-ordered } (k, d)\text{-graceful, } (k, d)\text{-edge antimagic total, } (k, d)\text{-arithmetic total, harmonious, } (k, d)\text{-harmonious} \}$.*

The above results on image-labellings are illustrated in Fig.42, Fig.43 and Fig.54, however, we omit the proofs of them here.

Motivated from the definitions of harmonious labelling and (k, d) -harmonious labelling in [36], we present two new labellings as follows:

Definition 19. * A (p, q) -graph G admits two (k, d) -harmonious labellings $f_i : V(G) \rightarrow X_0 \cup X_{k,d}$ with $i = 1, 2$,

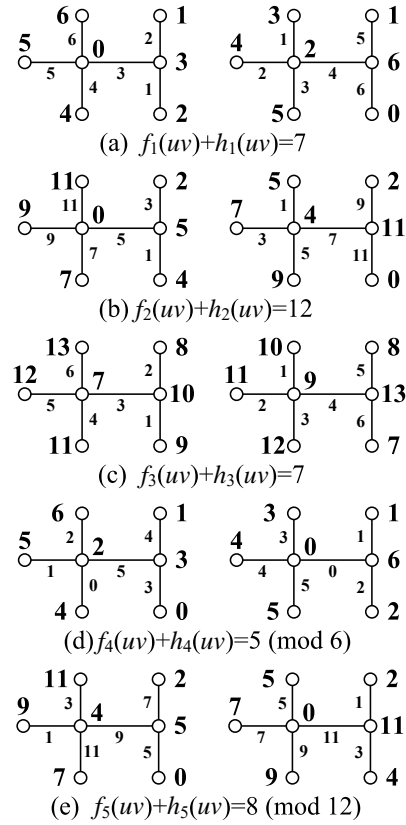


Fig. 42. A tree T admits ([4], [41], [42]): (a) a pair of set-ordered graceful image-labellings f_1 and h_1 ; (b) a pair of set-ordered odd-graceful image-labellings f_2 and h_2 ; (c) a pair of edge-magic graceful image-labellings f_3 and h_3 ; (d) a pair of set-ordered felicitous image-labellings f_4 and h_4 ; (e) a pair of set-ordered odd-elegant image-labellings f_5 and h_5 .

where $X_0 = \{0, d, 2d, \dots, (q-1)d\}$ and $X_{k,d} = \{k, k+d, k+2d, \dots, k+(q-1)d\}$, such that each edge $uv \in E(G)$ is labelled as $f_i(uv) - k = [f_i(uv) + f_i(uv) - k \pmod{qd}]$ with $i = 1, 2$. If $f_1(uv) + f_2(uv) = 2k + (q-1)d$, we call f_1 and f_2 a pair of (k, d) -harmonious image-labellings of G (see Fig.43). \square

Definition 20. * A (p, q) -graph G admits a (k, d) -labellings f , and another (p', q') -graph H admits another (k, d) -labellings g . If $(X_0 \cup X_{k,d}) \setminus f(V(G) \cup E(G)) = g(V(H) \cup E(H))$, then g is called a complementary (k, d) -labelling of f , and both f and g are a twin (k, d) -labellings of G (see Fig.43). \square

VI. OTHER TECHNIQUES FOR PRODUCING TB-PAWS

A. A new 6C-labelling, reciprocal-inverse labellings

We introduce a new 6C-labelling, called *odd-6C-labelling*, and two examples exhibited in Fig.45 are for understanding odd-6C-labellings.

Definition 21. * A (p, q) -graph G admits a total labelling $f : V(G) \cup E(G) \rightarrow [1, 4q - 1]$. If this labelling f holds:

- (i) (e-magic) $f(uv) + |f(u) - f(v)| = k$, and $f(uv)$ is odd;

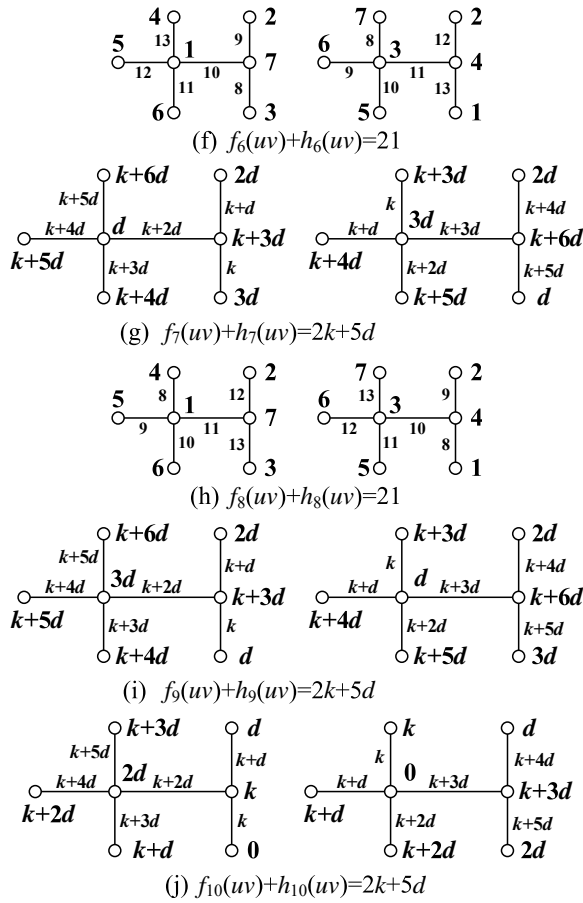


Fig. 43. A tree T admits ([4], [41], [42]): (f) a pair of super set-ordered edge-magic total image-labellings f_6 and h_6 ; (g) a pair of set-ordered (k, d) -graceful image-labellings f_7 and h_7 ; (h) a pair of super set-ordered edge-antimagic total image-labellings f_8 and h_8 ; (i) a pair of (k, d) -edge antimagic total image-labellings f_9 and h_9 ; (j) a pair of (k, d) -arithmetic image-labellings f_{10} and h_{10} .

- (ii) (ee-difference) each edge uv matches with another edge xy holding $f(uv) = 2q + |f(x) - f(y)|$;
- (iii) (ee-balanced) let $s(uv) = |f(u) - f(v)| - f(uv)$ for $uv \in E(G)$, then there exists a constant k' such that each edge uv matches with another edge $u'v'$ holding $s(uv) + s(u'v') = k'$ (or $(p + q + 1) + s(uv) + s(u'v') = k'$) true;
- (iv) (EV-ordered) $f_{\max}(V(G)) < f_{\min}(E(G))$, and $\{|a - b| : a, b \in f(V(G))\} = [1, 2q - 1]$;
- (v) (ve-matching) there exists two constant k_1, k_2 such that each edge uv matches with one vertex w such that $f(uv) + f(w) = k_1$ (or k_2);
- (vi) (set-ordered) $f_{\max}(X) < f_{\min}(Y)$ for the bipartition (X, Y) of $V(G)$.

We call f an *odd-6C-labelling* of G . \square

By the way, we have discover Fig.45(c) and Fig.45(f) have their reciprocal-inverse matchings depicted in Fig.46.

Definition 22. [33] For a given (p, q) -tree G admitting a 6C-labelling f , and another (p, q) -tree H admits a 6C-labelling g , if they hold $f(V(G)) \setminus X^* = g(E(H))$, $f(E(G)) =$

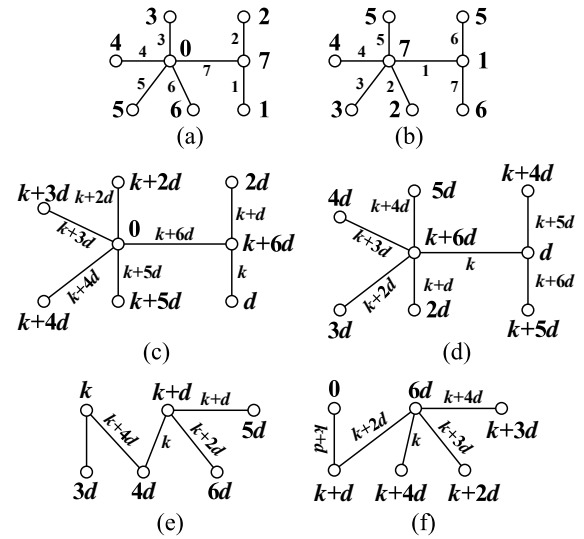


Fig. 44. A tree T holds: (a) and (b) are a pair of harmonious image-labellings; (c) and (d) are a pair of (k, d) -harmonious image-labellings; (e) and (f) are a twin (k, d) -harmonious labellings.

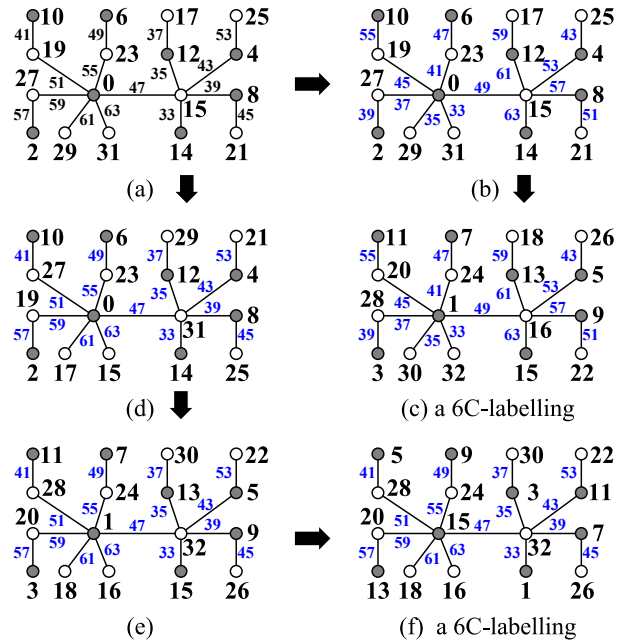


Fig. 45. The Topsnut-gpw (a) made by adding 32 to each edge label of a Topsnut-gpw (c) shown in Fig.41. (a)→(b)→(c) is a procedure of obtaining a 6C-labellings from a pan-odd-graceful total labelling; (a)→(d)→(e)→(f) is a procedure of obtaining another 6C-labellings from a pan-odd-graceful total labelling.

$g(V(H)) \setminus X^*$ and $f(V(G)) \cap g(V(H)) = X^* = \{z_0\}$ with $z_0 = \lfloor \frac{p+q+1}{2} \rfloor$, then f and g are pairwise reciprocal-inverse. The graph $\odot_1(G, H)$ obtained by coinciding the vertex x_0 of G having $f(x_0) = z_0$ with the vertex w_0 of H having $g(w_0) = z_0$ is called a *6C-complementary matching*. \square

Definition 23. [33] Suppose that a (p, q) -graph G admits a

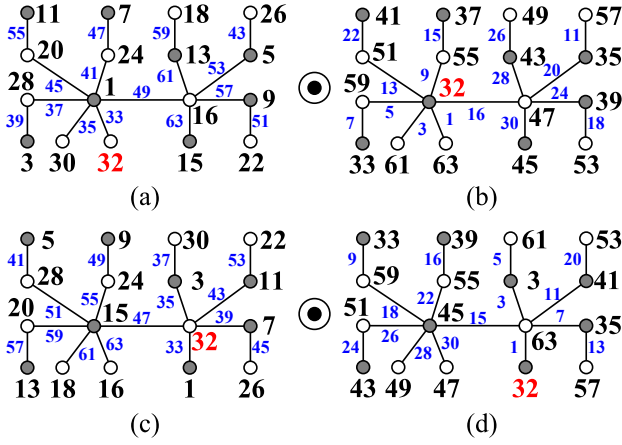


Fig. 46. (a) and (b) are a reciprocal-inverse matching, where (a) is Fig.45(c); (c) and (d) form a reciprocal-inverse matching, where (c) is Fig.45(f).

total labelling $f : V(G) \cup E(G) \rightarrow [1, p+q]$, and a (q, p) -graph H admits another total labelling $g : V(H) \cup E(H) \rightarrow [1, p+q]$. If $f(E(G)) = g(V(H)) \setminus X^*$ and $f(V(G)) \setminus X^* = g(E(H))$ for $X^* = f(V(G)) \cap g(V(H))$, then f and g are *reciprocal-inverse* (or *reciprocal complementary*) to each other, and H (or G) is an *inverse matching* of G (or H). \square

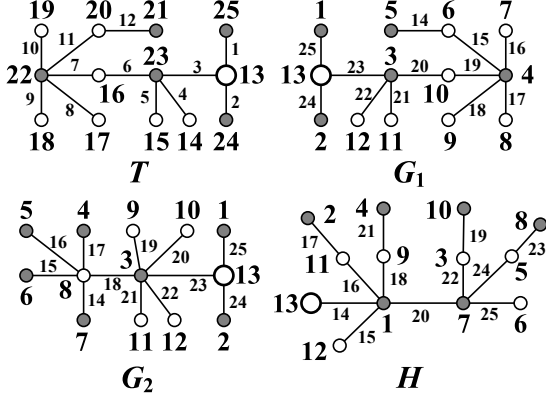


Fig. 47. A Topsnut-gpw T depicted in Fig.1(a) has three inverse matchings G_1, G_2 and H , and there are three 6C-complementary matchings $\odot_1\langle G, H \rangle$, $\odot_1\langle G, G_1 \rangle$ and $\odot_1\langle G, G_2 \rangle$.

Theorem 17. For two reciprocal-inverse labellings f and g defined in Definition 22, if $\{|a-b| : a, b \in f(V(G))\} = [1, q]$, then $\{|c-d| : c, d \in g(V(H))\} = [1, q]$.

Theorem 18. If two trees of p vertices admit set-ordered graceful labellings, then they are inverse matching to each other under the edge-magic graceful labellings.

Proof. By the hypothesis of the theorem, we have known that each tree T_i of p vertices admits a set-ordered graceful labelling f_i and let (X_i, Y_i) be the bipartition of T_i with $i = 1, 2$. The definition of a set-ordered graceful labelling means $\max f_i(X_i) < \min f_i(Y_i)$ where $X_i = \{x_{i,j} : j \in [1, s_i]\}$

and $Y_i = \{y_{i,j} : j \in [1, t_i]\}$ as well as $s_i + t_i = p$ with $i = 1, 2$. Since each f_i is a graceful labelling, so we set $f_i(x_{i,j}) = j - 1$ for $j \in [1, s_i]$, $f_i(y_{i,j}) = s_i + j - 1$ for $j \in [1, t_i]$ and $f_i(x_{i,s}y_{i,t}) = f_i(y_{i,t}) - f_i(x_{i,s}) = s_i + t - s$ for each edge $x_{i,s}y_{i,t} \in E(T_i)$, and $f_i(E(T_i)) = [1, p]$ with $i = 1, 2$.

We define $g_i(x_{i,j}) = f_i(x_{i,j}) + 1$ for $x_{i,j} \in X_i$, $g_i(y_{i,j}) = f_i(y_{i,t_i-j+1}) + 1$ for $y_{i,j} \in Y_i$, and $g_i(x_{i,s}y_{i,t}) = f_i(x_{i,s}y_{i,t}) + p$ for $x_{i,s}y_{i,t} \in E(T_i)$ with $i = 1, 2$. Notice that $f_i(y_{i,j}) + f_i(y_{i,t_i-j+1}) = 2s_i + t_i - 1 = s_i + p - 1$ with $i = 1, 2$. Thus,

$$\begin{aligned} & g_i(x_{i,s}) + g_i(x_{i,s}y_{i,t}) + g_i(y_{i,t}) \\ &= f_i(x_{i,s}) + 1 + f_i(x_{i,s}y_{i,t}) + p + f_i(y_{i,t_i-t+1}) + 1 \\ &= f_i(x_{i,s}) + f_i(x_{i,s}y_{i,t}) + p + s_i + p - f_i(y_{i,t}) + 1 \\ &= 2p + s_i + 1 \end{aligned}$$

with $i = 1, 2$, since $f_i(x_{i,s}y_{i,t}) = f_i(y_{i,t}) - f_i(x_{i,s})$. Thereby, each g_i is an edge-magic graceful labelling, such that $g_i(V(T_i)) = [1, p]$ and $g_i(E(T_i)) = [p+1, 2p-1]$ with $i = 1, 2$. Again, we define another labelling h_2 of T_2 as: $h_2(w) = 2p - g_2(w)$ for $w \in V(T_2) \cup E(T_2)$. Hence, we have $h_2(E(T_2)) = [1, p-1]$ and $h_2(V(T_2)) = [p, 2p-1]$, so $g_1(V(T_1)) \setminus \{p\} = h_2(E(T_2))$, $g_1(E(T_1)) = h_2(V(T_2)) \setminus \{p\}$. By Definition 23, g_1 and h_2 are reciprocal-inverse to each other. \square

B. Random Topsnut-sequences for encrypting large scale of files

Let $T_{i+1} = T_i + L_i$ be a *recursive tree*, where L_i is a leaf set, $T_i + L_i$ is a result of adding randomly leaves of L_i to the tree T_i . In other words, $T_i \subset T_{i+1}$, that is, T_i is a subgraph of T_{i+1} . If each tree T_i admits a set-ordered graceful labelling f_i with $i \in [1, n]$, we say $\{T_i\}_1^n$ a *set-ordered graceful recursive sequence*. If each tree H_i is obtained by adding randomly leaves of a leaf set L'_i to $T_i \in \{T_i\}_1^n$ with $i \in [1, n]$, we call $\{H_i\}_1^n$ a *leaf-adding associated sequence*, H_i a *leaf-adding associated matching*. By [41] and [42], each $H_i \in \{H_i\}_1^n$ admits an odd-graceful labelling and an odd-elegant labelling.

As known, each recursive tree T_i of $\{T_i\}_1^n$ induces a Topsnut-matrix $A_{vev}(T_i)$, and $A_{vev}(T_i)$ distributes a TB-paw $D(T_i)$, so T_i is a public key; a leaf-adding associated matching H_i of T_i corresponds a Topsnut-matrix $A_{vev}(H_i)$, and $A_{vev}(H_i)$ induces a TB-paw $D(H_i)$, so H_i can be considered as a private key. Thereby, we get a pair of matching TB-paws $D(T_i)$ and $D(H_i)$ with $i \in [1, n]$, moreover, two random TB-paw sequences $\{D(T_i)\}_1^n$ and $\{D(H_i)\}_1^n$ can be used to encrypt large scale of files, since $\{T_i\}_1^n$ and $\{H_i\}_1^n$ have random property.

Theorem 19. If each tree T_i is a caterpillar and $T_i \subset T_{i+1}$ with $i \in [1, n-1]$, then we have a set-ordered graceful recursive sequence $\{T_i\}_1^n$ and its leaf-adding associated sequence $\{H_i\}_1^n$ such that each $H_i \in \{H_i\}_1^n$ admits an odd-graceful labelling and an odd-elegant labelling.

We define a parameter sequence

$$\{(k_i, d_i)\}_1^m = \{(k_1, d_1), (k_2, d_2), \dots, (k_m, d_m)\}$$

and introduce a *Topsnut-gpw sequence* $\{G_{(k_i, d_i)}\}_1^m$ made by an integer sequence $\{(k_i, d_i)\}_1^m$ and a (p, q) -graph G , where each Topsnut-gpw $G_{(k_i, d_i)} \cong G$. Let

$$S(k_i, d_i)_1^q = \{k_i, k_i + d_i, \dots, k_i + (q-1)d_i\}$$

be a recursive set for integers $k_i \geq 1, d_i \geq 1$. Each Topsnut-gpw $G_{(k_i, d_i)} \in \{G_{(k_i, d_i)}\}_1^m$ admits one labelling of four parameter labellings defined in Definition 24.

Definition 24. [4] (1) A (k_i, d_i) -graceful labelling f of G_i hold $f(V(G_i)) \subseteq [0, k_i + (q-1)d_i]$, $f(x) \neq f(y)$ for distinct $x, y \in V(G_i)$ and $\pi(E(G_i)) = \{|\pi(u) - \pi(v)|; uv \in E(G_i)\} = S(k_i, d_i)_1^q$.

(2) A labeling f of G_i is said to be (k_i, d_i) -arithmetic if $f(V(G_i)) \subseteq [0, k_i + (q-1)d_i]$, $f(x) \neq f(y)$ for distinct $x, y \in V(G_i)$ and $\{f(u) + f(v) : uv \in E(G_i)\} = S(k_i, d_i)_1^q$.

(3) A (k_i, d_i) -edge antimagic total labelling f of G_i hold $f(V(G_i) \cup E(G_i)) = [1, p+q]$ and $\{f(u) + f(v) + f(uv) : uv \in E(G_i)\} = S(k_i, d_i)_1^q$, and furthermore f is *super* if $f(V(G_i)) = [1, p]$.

(4) A (k_i, d_i) -harmonious labelling of a (p, q) -graph G_i is defined by a mapping $h : V(G) \rightarrow [0, k + (q-1)d_i]$ with $k_i, d_i \geq 1$, such that $f(x) \neq f(y)$ for any pair of vertices x, y of G , $h(u) + h(v) \pmod{q d_i}$ means that $h(uv) - k = [h(u) + h(v) - k] \pmod{q d_i}$ for each edge $uv \in E(G)$, and the edge label set $h(E(G)) = \{k_i, k_i + d_i, \dots, k_i + (q-1)d_i\}$ holds true. \square

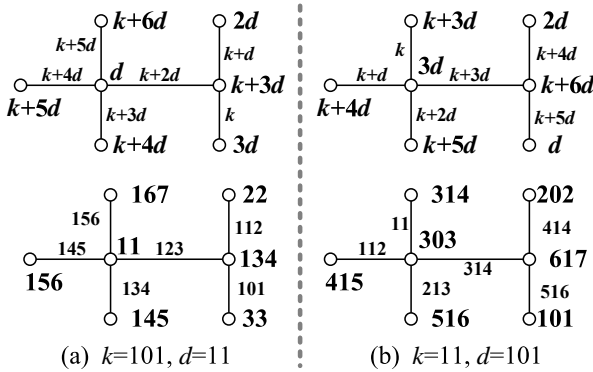


Fig. 48. Based on Fig.43(g), there are: (a) A $(101, 11)$ -graceful image-labellings; (b) a $(11, 101)$ -graceful image-labellings.

Fig.48(a) distributes a TB-paw

$$D_a = 11123134134145145156156 \\ 16711134123111122210133$$

and another TB-paw

$$D_b = 3031131411241521351631461 \\ 7303617516101414202314303.$$

We can make TB-paws, like D_a and D_b , having bytes as more as we desired.

The complex of a Topsnut-gpw sequence $\{G_{(k_i, d_i)}\}_1^m$ is:

(i) $\{(k_i, d_i)\}_1^m$ is a random sequence or a sequence with many restrictions.

(ii) $G_{(k_i, d_i)} \cong G$ is a regularity.

(iii) Each $G_{(k_i, d_i)} \in \{G_{(k_i, d_i)}\}_1^m$ admits randomly one labelling in Definition 24.

(iv) Each $G_{(k_i, d_i)} \in \{G_{(k_i, d_i)}\}_1^m$ has its matching $H_{(k_i, d_i)} \in \{H_{(k_i, d_i)}\}_1^m$ under the meaning of image-labelling, inverse labelling and twin labelling, and so on.

Applying Topsnut-gpw sequences in encrypting graphs/networks. In the subsection of “Graphs labelled by every-zero graphic groups”, we have proposed a new topic of encrypting graphs (or networks, dynamic networks). Encrypting graphs/networks can be related with Topsnut-gpw sequences $\{G_{(k_i, d_i)}\}_1^m$.

Definition 25. Let $\{(k_i, d_i)\}_1^m$ be a sequence with integers $k_i \geq 0$ and $d_i \geq 1$, and G be a (p, q) -graph with $p \geq 2$ and $q \geq 1$. We define a labelling $F : V(G) \rightarrow \{G_{(k_i, d_i)}\}_1^m$, and $F(u_i v_j) = (|k_i - k_j|, d_i + d_j \pmod{M})$ with $F(u_i) = G_{(k_i, d_i)}$ and $F(v_j) = G_{(k_j, d_j)}$ for each edge $u_i v_j \in E(G)$. Then

(1) If $\{|k_i - k_j| : u_i v_j \in E(G)\} = [1, 2q-1]^o$ and $\{d_i + d_j \pmod{M} : u_i v_j \in E(G)\} = [0, 2q-3]^o$, we call F a *twin odd-type graph-labelling* of G .

(2) If $\{|k_i - k_j| : u_i v_j \in E(G)\} = [1, q]$ and $\{d_i + d_j \pmod{M} : u_i v_j \in E(G)\} = [0, 2q-3]^o$, we call F a *graceful odd-elegant graph-labelling* of G .

(3) If $\{|k_i - k_j| : u_i v_j \in E(G)\}$ and $\{d_i + d_j \pmod{M} : u_i v_j \in E(G)\}$ are generalized Fibonacci sequences, we call F a *twin Fibonacci-type graph-labelling* of G . \square

Clearly, we can define more types Topsnut-gpw sequence graph-labelling for the requirements of real application.

C. Twin matchings

A phenomenon about twin labellings was proposed and discussed in [23], that is, the twin odd-graceful labellings are natural-inspired as keys and locks. In fact, each type of twin labellings can be considered as a matching. We have other twin labellings, such as image-labellings, inverse labellings. We view many examples for twin labellings, and want to discover that twin labellings have some properties like quantum entanglement.

Definition 26. * Suppose $f : V(G) \rightarrow [0, 2q-1]$ is an odd-graceful labelling of a (p, q) -graph G and $g : V(H) \rightarrow [1, 2q]$ is a labelling of another (p', q') -graph H such that each edge $uv \in E(H)$ has its own label defined as $h(uv) = |h(u) - h(v)|$ and the edge label set $f(E(H)) = [1, 2q-1]^o$. We say (f, g) to be a *twin odd-graceful labellings*, H a *twin odd-graceful matching* of G . \square

We point out that Definition 26 contains the definition of twin odd-graceful labellings defined in [23], since we consider the case of non-tree bipartite graphs having twin odd-graceful labellings. If $f(V(G)) \cap f(V(H)) \neq \emptyset$ in Definition 26, we coincide the vertex x of G having $f(x) = g(y)$ with the vertex y of H into one, until the resulting graph has no two vertices being labelled with the same integer. We denote this

graph as $G \odot H$. Clearly, the edges of $G \odot H$ are labelled by two groups of $1, 3, 5, \dots, 2q - 1$. We are interesting on looking for all twin odd-graceful matchings of G . It is not hard to see that if G admits different odd-graceful labellings f_1, f_2, \dots, f_m , each f_i may induce twin odd-graceful matchings $H_{i,1}, H_{i,2}, \dots, H_{i,m_i}$ of G with $i \in [1, m]$ (see Fig.50 and Fig.51).

Lemma 20. *Suppose that each tree T_i of p vertices admits a set-ordered odd-graceful labelling f_i with $i = 1, 2$. If $f_1(V(T_1)) = f_2(V(T_2))$, then T_i is a twin odd-graceful (resp. odd-elegant) matching of T_{3-i} with $i = 1, 2$.*

Proof. Let (X_i, Y_i) be the bipartition of $V(T_i)$ with $i = 1, 2$. So, each label of $f_i(X_i)$ is even, and each label of $f_i(Y_i)$ is odd, and $\max f_i(X_i) < \min f_i(Y_i)$ for $i = 1, 2$. From $f_1(V(T_1)) = f_2(V(T_2))$ and parity, we have $f_1(X_1) = f_2(X_2)$, $f_1(Y_1) = f_2(Y_2)$. We define another labelling g of T_2 as: $g(w) = f_2(w)$ for $w \in V(T_2)$, so $g(uv) = |g(u) - g(v)| = |f_2(u) - f_2(v)|$ for each edge $uv \in E(T_2)$. We can see $g(V(T_2)) \subset [1, 2|E(T_2)|] = [1, 2(p-1)]$, $g(E(T_2)) = [1, 2(p-1)]^e$. Thereby, T_2 with the set-ordered odd-graceful labelling g is just a twin odd-graceful matching of T_1 .

The above proof, also, show that T_i is really a twin odd-graceful matching of T_{3-i} with $i = 1, 2$.

Since the proof for odd-elegant matching is similar with above proof, we omit it here. \square

Lemma 20 implies that any tree admitting a set-ordered odd-graceful labelling is a twin odd-graceful matching of itself (see Fig.49 (a) and (b)). In general, a tree admitting a set-ordered odd-graceful labelling may have two or more twin odd-graceful matchings in trees, or non-tree graphs, or disconnected graphs (see Fig.49 (c) and (d)). Fig.49 distributes three twin odd-graceful matchings $T \odot T_i$ with $i = 1, 2, 3$, after coinciding two vertices labelled with 15 into one.

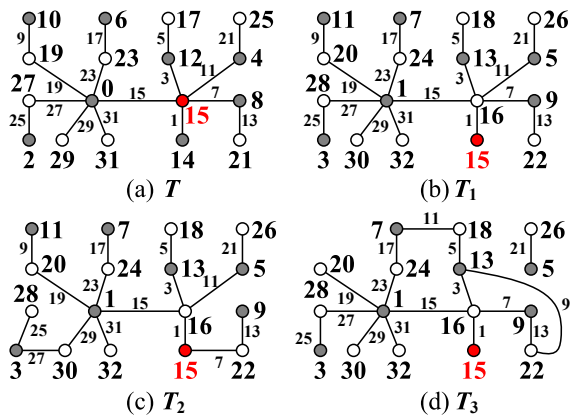


Fig. 49. (a) A tree T admits a set-ordered odd-graceful labelling; (b) T is a twin odd-graceful matching of itself by Lemma 20; (c) another twin odd-graceful matching of T ; (d) a disconnected twin odd-graceful matching of T .

If G is a non-tree (p, q) -graph admitting an odd-graceful labelling, we do not have some efficient methods for determining twin odd-graceful matchings of G . We present some examples depicted in Fig.50. Notice that two odd-graceful $(7, 7)$ -graphs G_1 and G_2 have their twin odd-graceful matchings with $H_{1j} \cong H_{2j}$ for $j \in [1, 6]$, in other words, the twin odd-graceful matchings of G_1 and G_2 keep isomorphic configuration, so G_1 and G_2 are *twisted* under the isomorphic configuration of their own twin odd-graceful matchings. However, the twin odd-graceful matching H_{3j} ($j \in [1, 6]$) of the odd-graceful $(7, 7)$ -graph G_3 shown in Fig.51 are not isomorphic to that of G_1 and G_2 appeared in Fig.50. The above examples tell us that finding twin odd-graceful matchings of a non-tree graph is not a slight work.

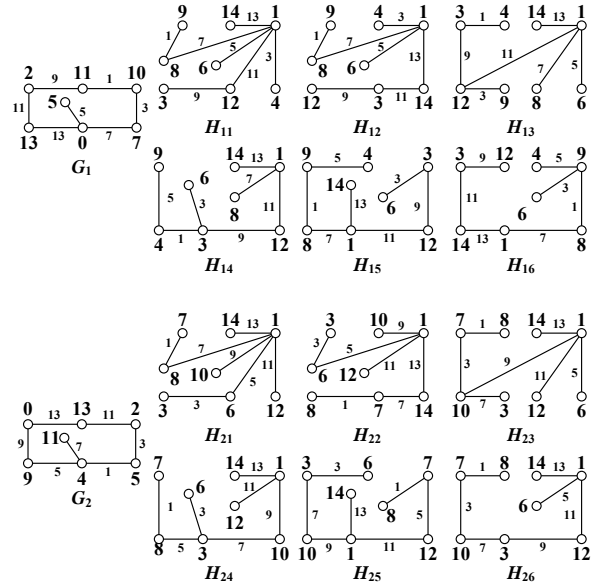


Fig. 50. Each odd-graceful $(7, 7)$ -graph G_i has its own twin odd-graceful matching H_{ij} for $j \in [1, 6]$ and $i = 1, 2$.

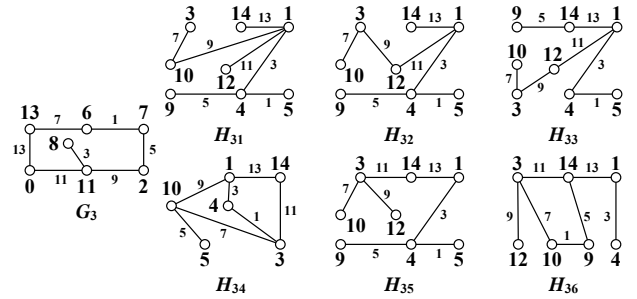


Fig. 51. The odd-graceful $(7, 7)$ -graph G_3 has its own twin odd-graceful matching H_{3j} for $j \in [1, 6]$ that differ from those H_{ij} shown in Fig.50 under configuration meaning.

D. Every-zero Topsnut-matrix groups

An every-zero Topsnut-matrix group $M_n(A(G), f)$ of a (p, q) -graph G is made by a Topsnut-matrix $A_1(G) =$

$(X W Y)^{-1}$ of G in the way: $A_i(G) = (X_i W Y_i)^{-1}$ with $i \in [1, n]$, where $X_i = (x_1 + (i-1), x_2 + (i-1), \dots, x_q + (i-1)) \pmod n$ and $Y_i = (y_1 + (i-1), y_2 + (i-1), \dots, y_q + (i-1)) \pmod n$, and $W = (e_1, e_2, \dots, e_q)$. An example is shown in Fig.52. We define an operation \oplus in the form $A_i(G) \oplus A_j(G)$, where $A_i(G), A_j(G) \in M_n(A(G), f)$. The addition operation

$$A_i(G) \oplus A_j(G) = A_{i+j-k \pmod n}(G) \quad (41)$$

under a zero $A_k(G) \in M_n(A(G), f)$ means that $X_i \oplus X_j$ and $Y_i \oplus Y_j$ defined by

$$x_i + x_j - x_k = x_{i+j-k \pmod n} \quad (42)$$

and

$$y_i + y_j - y_k = y_{i+j-k \pmod n}. \quad (43)$$

By (41), (42) and (43), we can prove that $M_n(A(G), f)$ is really an every-zero group, we call it an *every-zero Topsnut-matrix group*.

$$\begin{aligned}
A_1(T) &= \begin{pmatrix} 9 & 8 & 7 & 7 & 7 & 7 \\ 1 & 2 & 3 & 4 & 5 & 6 \\ 10 & 10 & 10 & 11 & 12 & 13 \end{pmatrix} & A_2(T) &= \begin{pmatrix} 10 & 9 & 8 & 8 & 8 & 8 \\ 1 & 2 & 3 & 4 & 5 & 6 \\ 11 & 11 & 11 & 12 & 13 & 1 \end{pmatrix} \\
A_3(T) &= \begin{pmatrix} 11 & 10 & 9 & 9 & 9 & 9 \\ 1 & 2 & 3 & 4 & 5 & 6 \\ 12 & 12 & 12 & 13 & 1 & 2 \end{pmatrix} & A_4(T) &= \begin{pmatrix} 12 & 11 & 10 & 10 & 10 & 10 \\ 1 & 2 & 3 & 4 & 5 & 6 \\ 13 & 13 & 13 & 1 & 2 & 3 \end{pmatrix} \\
A_5(T) &= \begin{pmatrix} 13 & 12 & 11 & 11 & 11 & 11 \\ 1 & 2 & 3 & 4 & 5 & 6 \\ 1 & 1 & 1 & 2 & 3 & 4 \end{pmatrix} & A_6(T) &= \begin{pmatrix} 1 & 13 & 12 & 12 & 12 & 12 \\ 1 & 2 & 3 & 4 & 5 & 6 \\ 2 & 2 & 2 & 3 & 4 & 5 \end{pmatrix} \\
A_7(T) &= \begin{pmatrix} 2 & 1 & 13 & 13 & 13 & 13 \\ 1 & 2 & 3 & 4 & 5 & 6 \\ 3 & 3 & 3 & 4 & 5 & 6 \end{pmatrix} & A_8(T) &= \begin{pmatrix} 3 & 2 & 1 & 1 & 1 & 1 \\ 1 & 2 & 3 & 4 & 5 & 6 \\ 4 & 4 & 4 & 5 & 6 & 7 \end{pmatrix} \\
A_9(T) &= \begin{pmatrix} 4 & 3 & 2 & 2 & 2 & 2 \\ 1 & 2 & 3 & 4 & 5 & 6 \\ 5 & 5 & 5 & 6 & 7 & 8 \end{pmatrix} & A_{10}(T) &= \begin{pmatrix} 5 & 4 & 3 & 3 & 3 & 3 \\ 1 & 2 & 3 & 4 & 5 & 6 \\ 6 & 6 & 6 & 7 & 8 & 9 \end{pmatrix} \\
A_{11}(T) &= \begin{pmatrix} 6 & 5 & 4 & 4 & 4 & 4 \\ 1 & 2 & 3 & 4 & 5 & 6 \\ 7 & 7 & 7 & 8 & 9 & 10 \end{pmatrix} & A_{12}(T) &= \begin{pmatrix} 7 & 6 & 5 & 5 & 5 & 5 \\ 1 & 2 & 3 & 4 & 5 & 6 \\ 8 & 8 & 8 & 9 & 10 & 11 \end{pmatrix} \\
A_{13}(T) &= \begin{pmatrix} 8 & 7 & 6 & 6 & 6 & 6 \\ 1 & 2 & 3 & 4 & 5 & 6 \\ 9 & 9 & 9 & 10 & 11 & 12 \end{pmatrix} & D(A_i(T)) &= \begin{matrix} x_1 \xrightarrow{\dots} x_q \\ e_1 \xrightarrow{\dots} e_q \\ y_1 \xrightarrow{\dots} y_q \end{matrix}
\end{aligned}$$

Fig. 52. An every-zero Topsnut-matrix group $M_{13}(A(T), f)$.

Since there are $N_{tbp}(G) = 3q(1+3q) \cdot q! \cdot 2^{q-1}$ every-zero Topsnut-matrix groups in total, we can use them to encrypt communities of a dynamic network or networks. According to $D(A_i(T))$ shown in Fig.52, we get an *every-zero TB-paw group* $D_{13}(T, f) = \{D(A_i(T)) : i \in [1, 13]\}$, where each $D(A_i(T))$ is a vev-type TB-paw made by $A_i(T)$ by a fixed method (red narrow-line) shown in Fig.52.

E. Matchings in graphic groups

We present: “an every-zero odd-graceful graphic group $F_n(H, f) = \{H_i\}_1^n$ matches with another odd-graceful graphic group $F_n(L, h) = \{L_i\}_1^n$ if (H_i, L_i) is a twin odd-graceful matching, and (f_i, h_i) is a twin odd-graceful labellings, where H_i admits an odd-graceful labelling f_i , and L_i admits pan-odd-graceful labelling h_i .” An example is shown in Fig.27 and Fig.53: an every-zero odd-graceful graphic group $F_{14}(H, f) = \{H_i\}_1^{14}$ shown in Fig.27 matches with another every-zero odd-graceful graphic group $F_n(L, h) = \{L_i\}_1^n$ shown in Fig.53, since $\odot\langle H_i, L_i \rangle$ is a twin odd-graceful matching with $i \in [1, 14]$, in which $\odot\langle H_1, L_1 \rangle$ is disconnected, and others $\odot\langle H_i, L_i \rangle$ are connected. We can consider $F_{14}(H, f) = \{H_i\}_1^{14}$ as a group of public keys, and $F_n(L, h) = \{L_i\}_1^n$ as a group of private keys. Correspondingly, Topsnut-matrices $A(H_i)$, $A(L_i)$ and $A(\odot\langle H_i, L_i \rangle)$ distribute three TB-paws $D(H_i)$ (as a public key), $D(L_i)$ (as a private key) and $D(\odot\langle H_i, L_i \rangle)$ (as an authentication).

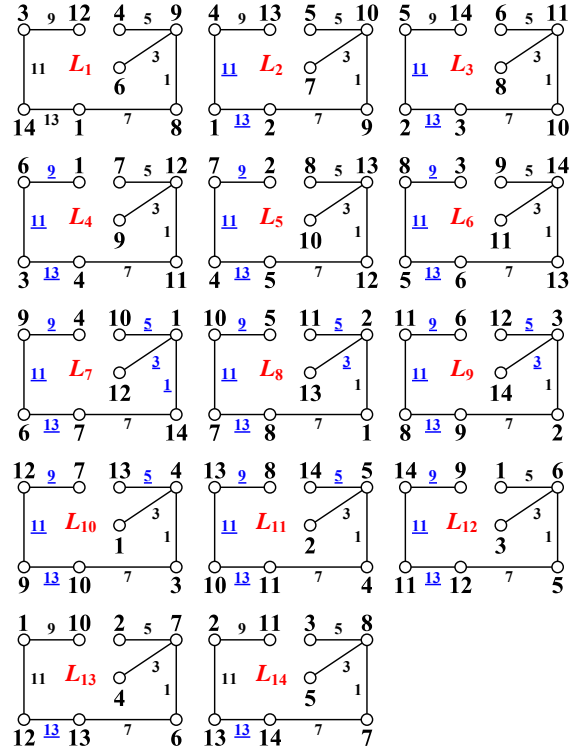


Fig. 53. An every-zero graphic group $F_{14}(L, h)$ matches with the every-zero graphic group shown in Fig.27, where $L_1 = H_{16}$ shown in Fig.50.

Moreover, we have discovered that encrypting a network T by $F_{14}(H, f) = \{H_i\}_1^{14}$ and $F_{14}(L, h) = \{L_i\}_1^{14}$, respectively, the results are the same, see Fig.54.

Theorem 21. *Two every-zero odd-graceful graphic groups $F_n(H, f) = \{H_i\}_1^n$ and $F_n(L, h) = \{L_i\}_1^n$ match to each other. Then $F_n(\odot\langle H_i, L_i \rangle, f_i \odot h_i)$ obtained by coinciding each twin odd-graceful matchings (H_i, L_i) together, also, is an every-zero twin odd-graceful graphic group.*

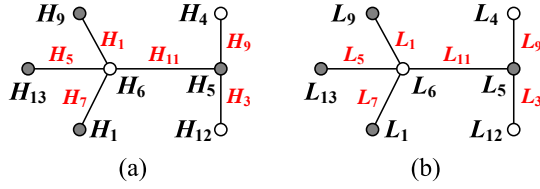


Fig. 54. A tree-like network T was encrypted by two every-zero graphic groups $F_{14}(H, f)$ and $F_{14}(L, h) = \{L_i\}_1^{14}$: (a) $N_{et}(T, F_{14}(H, f))$; (b) $N_{et}(T, F_{14}(L, h))$.

Corollary 22. *Two every-zero Topsnut-matrix groups $M_n(A(G), f)$ and $M_n(A(H), h)$ have that (G, H) is a twin odd-graceful matching, $(A(G), A(H))$ is a twin odd-graceful Topsnut-matrix matching. Then $F_n(\odot\langle A(G), A(H) \rangle, f \odot h)$ is an every-zero Topsnut-matrix group.*

F. Noise of TB-paws

There are many well-known methods for encrypting TB-paws in cryptography. Here, a TB-paw D is encrypted to be another TB-paw $E_{cr}(D)$, where E_{cr} means “encrypt”, we say $E_{cr}(D)$ a noise of D , and then the procedure clearing the noise from $E_{cr}(D)$ to obtain the original TB-paw D is denoted as $D = E_{cr}^{-1}(E_{cr}(D))$.

Topsnut-gpws made by colors, miscellaneous configurations and various lines. By comparing Fig.48 with Fig.55, we can see that the space of pan-Topsnut-gpws is greater than that of Topsnut-gpws, and less than that of colored pan-Topsnut-gpws. Let pentacle=pc, pentagon=pg, rectangle=r, triangle=t, circle=c, yellow=y, purple=p, red=re, blue=bl, green=g, orange=o and black=b in Fig.55(b), we can get a colored TB-paw

$$D_b^c = op303r11opgbl314bbl112tpo415pb213 \\ gpcl516tbl314rpcl617303617tbl \\ 314rop303og414cbb202gb516pgblr101.$$

Some researching works on this topic were introduced in [25] and [31].

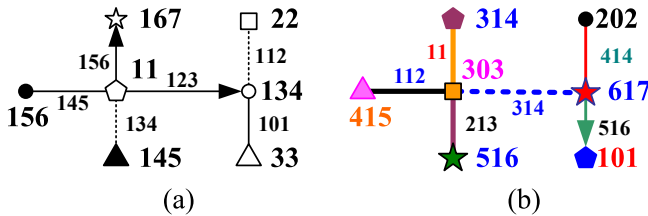


Fig. 55. (a) A pan-Topsnut-gpw in black and white; (b) a colored pan-Topsnut-gpw.

TB-paws made by noise. We add English letters into the following TB-paw

$$D_a = 11123134134145145156156 \\ 16711134123111122210133,$$

from Fig.55(a), in order to obtain a noised TB-paw as

$$E_{cr}(D_a) = 1v11bf2313ert41h34145cv14515xs6156yu \\ 1w67cdb111fh3412iuj31111j222op1013w3,$$

Or we by $x = 11, y = 22, z = 33, a = 34$ and $b = 56$ replace the same numbers of D_a , thus, we get a shorted TB-paw as follows

$$E'_{cr}(D_a) = x1231a1a1451451b1b167x1a123xx2y101z.$$

Clearing the noise from $E'_{cr}(D_a)$ needs the substitution of letters “ x, y, z, a, b ”. Clearly, combining two methods introduce above will produce more noised TB-paws.

G. Topsnut-networks, graphs labelled by Topsnut-gpws

We introduce pan-Topsnut-matchings on graphs as follows.

Definition 27. [33] Let P_{ag} be a set of graphs. A (p, q) -graph G admits a graph-labelling $F : V(G) \rightarrow P_{ag}$, and induced edge label $F(uv) = F(u) \bullet F(v)$ is just a graph having a pan-matching, where \bullet is an operation. Here, a *pan-matching* may be: a perfect matching of k_{uv} vertices, k_{uv} -cycle, k_{uv} -connected, k_{uv} -edge-connected, k_{uv} -colorable, k_{uv} -edge-colorable, total k_{uv} -colorable, k_{uv} -regular, k_{uv} -girth, k_{uv} -maximum degree, k_{uv} -clique, $\{a, b\}_{uv}$ -factor, v -split k_{uv} -connected, e -split k_{uv} -connected. We call the graph $\langle G(\bullet)P_{ag} \rangle$ obtained by joining $F(u)$ with $F(uv)$ and joining $F(uv)$ with $F(v)$ for each edge $uv \in E(G)$ a *pan-matching graph*. \square

If each H_i of a graph set P_{ag} of graphs admits a labelling f_i , we can label a (p, q) -graph G in the way: $F : V(G) \rightarrow P_{ag}$, such that each edge $u_i v_j \in E(G)$ is balled by $F(u_i v_j) = F(u_i) \bullet F(v_j) = H_i \bullet H_j = \alpha_{i,j}(f_i, f_j)$, where $\alpha(f_i, f_j)$ is a reversible function with $f_j = \alpha_{i,j}(f_i)$, and $f_i = \alpha_{i,j}^{-1}(f_j)$.

1) *Self-similar Topsnut-networks:* There are many self-similar networks in the world. We will construct self-similar Topsnut-networks and then label them to generate more complex Topsnut-gpws for producing TB-paws. Let us start with an example depicted in Fig.56.

Step 1. We use a labelling F_1 to label the vertices of H shown in Fig.27 by the elements of an every-zero graphic group $F_{14}(H, f)$ pictured in Fig.27, such that each edge $uv \in E(H)$ is labelled as

$$H_{uv} = F_1(uv) = F_1(u) \oplus F_1(v) = H_u \oplus H_v \quad (44)$$

for $H_u, H_v \in F_{14}(H, f)$, and $F_1(E(H)) = \{F(uv) : uv \in V(H)\} = \{H_1, H_3, H_5, H_7, H_9, H_{11}, H_{13}\}$. The labelled well graph is denoted as G (see Fig.56), and we say G admits an *odd-graceful group-cloring/group-labelling*. Next, we join some vertex x_u of H_u with some vertex x_{uv} of H_{uv} by an edge $x_u x_{uv}$, and join some vertex y_v of H_v with some vertex y_{uv} of H_{uv} by an edge $y_v y_{uv}$. Finally, we have constructed a large graph $G_1 = \langle H \leftarrow F_{14}(H, f) \rangle$ (see Fig.56), and write $E(G_1) = E_{1,1} \cup E_{1,2}$, where each edge of $E_{1,1}$ is not labelled, each edge of $E_{1,2}$ is labelled. We say each subgraph H_i of G_1 to be a *block*.

Step 2. Next, we define a labelling F_2 to label the vertices of each block H_i by the elements of the every-zero graphic group $F_{14}(H, f)$, such that each edge $xy \in E(H_i)$ of the block H_i of G_1 is labelled as

$$H_{xy} = F_2(xy) = F_2(x) \oplus F_2(y) = H_x \oplus H_y,$$

under the zero H_i (we call this case as *self-zero* hereafter, see Fig.57) and join some vertex s_x of H_x with some vertex t_{xy} of H_{xy} by an edge $s_x t_{xy}$, and join some vertex a_y of H_y with some vertex b_{xy} of H_{xy} by an edge $a_y b_{xy}$. The resulting graph is denoted as G_2 . Thereby, $E(G_2) = E_{2,1} \cup E_{2,2}$, where each edge of $E_{2,1}$ is not labelled, each edge of $E_{2,2}$ is labelled. This procedure is called “doing a graph-labelling to G_1 by $F_n(H, f)$ under the self-zero”, we write $G_2 = \langle G_1 \leftarrow F_{14}(H, f) \rangle$.

Step 3. Go on in this way, we get self-similar Topsnut-networks G_1, G_2, \dots, G_n with $G_{i+1} = \langle G_i \leftarrow F_{14}(H, f) \rangle$ for $i \in [1, n-1]$ (see Fig.58), in which each G_j is similar with the origin graph H exhibited in Fig.56.

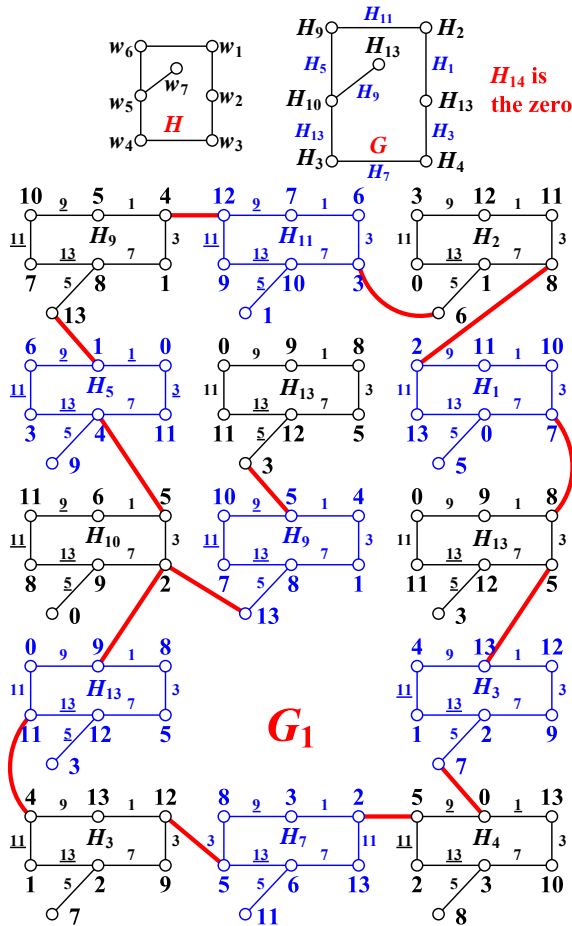


Fig. 56. H is shown in Fig.27; G is the resulting from H labelled by the elements of an every-zero graphic group $F_{14}(H, f)$ pictured in Fig.27 and admits an odd-graceful group-coloring (there are two H_{13}); and G_1 is a self-similar Topsnut-network.

We have the construction of the self-similar Topsnut-network $G_{i+1} = \langle G_i \leftarrow F_{14}(H, f) \rangle$ shown in Fig.58 based




Fig. 57. In an every-zero graphic group $F_{14}(H, f)$, H admits an odd-graceful group-coloring under each self-zero H_i with $i \in [1, 14]$.

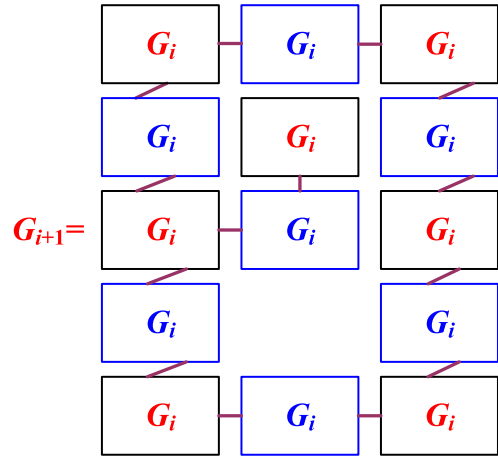


Fig. 58. A scheme of the construction of the self-similar Topsnut-network $G_{i+1} = \langle G_i \leftarrow F_{14}(H, f) \rangle$.

on the self-zeros shown in Fig.57. It is noticeable, H admits an odd-graceful group-coloring under each self-zero H_i of the every-zero graphic group $F_{14}(H, f)$. By Theorem 8, we have

Theorem 23. *If the graph H in an every-zero graphic group $F_n(H, f)$ is a tree, then $H = H_1$ and each self-similar Topsnut-network $\langle \langle H_i \leftarrow F_n(H, f) \rangle \rangle$ with $i \in [1, n]$ admits an odd-graceful group-coloring/labelling under each self-zero $H_i \in F_n(H, f)$.*

Notice that each self-similar Topsnut-network $\langle\langle H_i \leftarrow F_n(H, f) \rangle\rangle$ admits an odd-graceful group-coloring/labelling differs from $\langle G_i \leftarrow F_{14}(H, f) \rangle$. In general, we use an every-zero graphic group $F_n(H, f)$ to label the graph H to produce a self-similar Topsnut-networks G_1 , we call such procedure as “doing a graph-labelling to H by $F_n(H, f)$ under the self-zero”, denoted as $G_1 = \langle H \leftarrow F_n(H, f) \rangle$, so “doing a graph-labelling to G_1 by $F_n(H, f)$ under the self-zero” gives us $G_2 = \langle G_1 \leftarrow F_n(H, f) \rangle$, \dots , “doing a graph-labelling to G_i by $F_n(H, f)$ under the self-zero” gives us $G_{i+1} = \langle G_i \leftarrow F_n(H, f) \rangle$ for $i \in [1, n-1]$. Clearly, $E(G_i) = E_{i,1} \cup E_{i,2}$ such that $\bigcup_{k=1}^{i-1} E_{k,1} \subset E_{i,1}$.

There are the following advantages about self-similar Topsnut-networks for the difficulty of Topsnut-gpws:

(1) We can use a zero H_k in the construction of self-similar Topsnut-networks for all “doing a graph-labelling to G_i by $F_n(H, f)$ ”, so a self-similar Topsnut-network may differ from other self-similar Topsnut-network.

(2) Since here are many ways to join two blocks, so there are many self-similar Topsnut-networks $G_i = \langle G_{i-1} \leftarrow F_n(H, f) \rangle$ at time step i .

(3) Self-similar Topsnut-networks have giant numbers of vertices and edges based on $F_n(H, f)$ with the smaller numbers of vertices and edges of H .

(4) We can relabel those unlabelled edges of a self-similar Topsnut-networks $G_{i+1} = \langle G_i \leftarrow F_n(H, f) \rangle$ for $i \in [1, n-1]$ for generating Topsnut-gpws.

2) *Graphs labelled by planer graphs:* We present the following methods for labelling graphs.

- *Edge-magic total graph-labelling.* We build up a connection between popular labellings and graph-labellings as follows.

Definition 28. * Let $M_{pg}(p, q)$ be the set of maximal planar graphs H_i of $i+3$ vertices with $i \in [1, p+q]$, where each face of each planar graph H_i is a triangle. We use a *total labelling* f to label the vertices and edges of a (p, q) -graph G with the elements of $M_{pg}(p, q)$, such that $i+ij+j=k$ (a constant), where $f(u_i) = H_i$, $f(u_iv_j) = H_{ij}$ and $f(v_j) = H_j$ for each edges $u_iv_j \in E(G)$. We say f an *edge-magic total graph-labelling* of G based on $M_{pg}(p, q)$. \square

Definition 28 tells us there are many graph-labellings that are similar with popular labellings introduced in [3] and [33].

Theorem 24. *If a tree of p vertices admits a set-ordered graceful labelling, then it admits an edge-magic total graph-labelling based on $M_{pg}(p, p-1)$.*

- *Four-coloring triangularly edge-identifying graph-labelling.* In [37], the authors introduce the triangularly edge-identifying operation and triangular edge-subdivision operation. Let F_{TPG} be the set of planar graphs such that each one of F_{TPG} has its outer face to be triangle and a proper 4-coloring. In Fig.59, a planar graph $\Delta(T_l, T_r, T_b)$ admits a 4-coloring obtained by three 4-colorings f_l , f_r and f_b , so $\Delta(T_l, T_r, T_b) \in F_{TPG}$. The procedure of building

up $\Delta(T_l, T_r, T_b)$ is called a *triangularly edge-identifying operation*. Conversely, subdividing $G(T_l, T_r, T_b)$ into T_l, T_r and T_b is called a *triangular edge-subdivision operation*. We have:

Definition 29. * A (p, q) -graph G admits a total labelling $h : V(G) \cup E(G) \rightarrow F_{TPG}$, such that each edge $u_iv_j \in E(G)$ holds that $f(u_i) = T_i$, $f(u_iv_j) = T_{ij}$ and $f(v_j) = T_j$ induce a planar graph $\Delta(T_i, T_{ij}, T_j)$ admitting a 4-coloring, and then we say G admits a *4-coloring triangularly edge-identifying graph-labelling*. \square

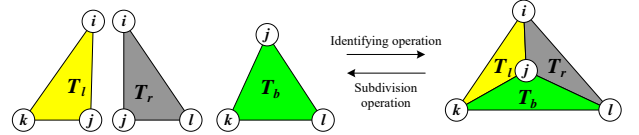


Fig. 59. The scheme for illustrating the triangularly edge-identifying and triangular edge-subdivision operations.

By Definition 29, we use the (p, q) -graph G admitting a 4-coloring triangularly edge-identifying graph-labelling to construct graphs in the following ways:

(1) Notice that T_i, T_{ij}, T_j are 4-colorable, for each edge $u_iv_j \in E(G)$, we coincide a vertex u_i of T_i with another vertex x_{ij} of T_{ij} when u_i and x_{ij} are colored with the same number, and we coincide a vertex v_j of T_j with a vertex y_{ij} of T_{ij} if v_j and y_{ij} are colored with the same number. The resulting graph $\odot\langle G, F_{TPG} \rangle$ is 4-coloring, also, a Topsnut-gpw. Clearly, there are many graphs $\odot\langle G, F_{TPG} \rangle$.

(2) For each edge $u_iv_j \in E(G)$, we coincide $f(u_i) = T_i$, $f(u_iv_j) = T_{ij}$ and $f(v_j) = T_j$ into a planar graph $\Delta(T_i, T_{ij}, T_j)$ (see Fig. 59), the resulting graph denoted as $\odot\langle G, \Delta(T_i, T_{ij}, T_j), F_{TPG} \rangle$ is 4-colorable. An example is exhibited in Fig.60.

By induction, it is not hard to show:

Theorem 25. *Any tree admits a 4-coloring triangularly edge-identifying graph-labelling.*

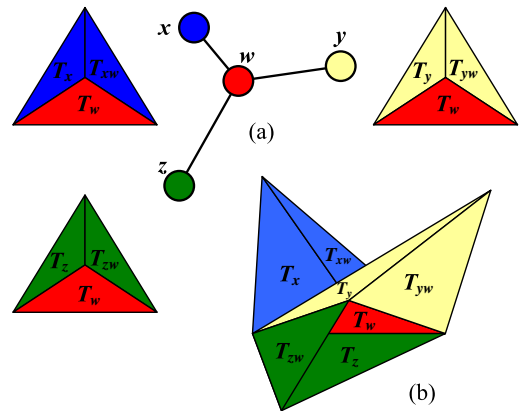


Fig. 60. (a) A star K_4 ; (b) $\odot\langle K_4, \Delta(T_i, T_{ij}, T_j) \rangle$.

• *Semi-planar graph-labelling.*

A *semi-maximal planar graph* has a unique *no-triangular face* (is not a triangle), other faces are triangles; the *bound* of the unique no-triangular face is denoted as C , so we write this semi-maximal planar graph as G^C ([26], [27], [28], [29]).

In Fig.61, both graphs G^C and \overline{G}^C are two semi-maximal planar graphs, and G (see Fig.61(c)) is a maximal planar graph obtained by coinciding G^C with \overline{G}^C in one edge by one edge on the cycle C . Conversely, we do an edge-split operation to each edge of the cycle C of G , the resulting graphs are just G^C and \overline{G}^C (see Fig.61(a) and (b)).

We use a total coloring/labelling F to label the vertices and edges of a (p, q) -graph H with the elements of a set $S_{emi}(n)$ of semi-maximal planar graphs of orders $\leq n$, such that

$$F(uv) = G_{uv} = G_{uv}^C \cup \overline{G}_{uv}^C = F(u) \cup F(v)$$

for each edge $uv \in E(H)$, where $G_{uv}^C, \overline{G}_{uv}^C \in S_{emi}(n)$ (see Fig.61(d)). We say that the (p, q) -graph H admits a *semi-planar graph-labelling* F .

Suppose that each semi-maximal planar graph of $S_{emi}(n)$ admits a 4-coloring. Then, we coincide a vertex x of G_{uv}^C with a vertex x' of G if x and x' are colored with the same number, and coincide a vertex y of \overline{G}_{uv}^C with a vertex y' of G if y and y' are colored with the same number. Finally, we get an encrypted network $N_{et}(H, S_{emi}(n))$.

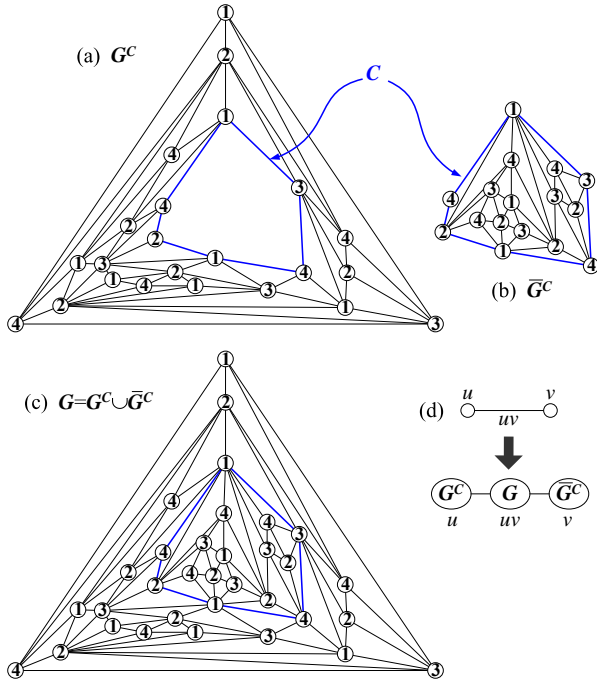


Fig. 61. (a) and (b) are two semi-maximal planar graphs G^C and \overline{G}^C ; (c) a maximal planar graph $G = G^C \cup \overline{G}^C$; (d) an edge uv and its two ends are labelled by G^C , \overline{G}^C and G .

VII. FURTHER RESEARCHING PROBLEMS

We present the following problems for further researching the translation from Topsnut-gpws to vv-type/vev-type TB-

paws. It may be interesting to study these problems, since our researching on them is only a beginning, and the gained results are more junior.

FRP-1. Determine the number of non-isomorphic caterpillars of p vertices. How many set-ordered odd-graceful/odd-elegant labellings does a caterpillar admit?

FRP-2. Does each lobster admit a multiple edge-meaning vertex labelling defined in Definition 6?

FRP-3. The fact of lobsters admitting odd-graceful/odd-elegant labellings were proven by caterpillars admitting set-ordered odd-graceful/odd-elegant labellings, determine set-ordered odd-graceful/odd-elegant labellings admitted by lobsters. Furthermore, how many labellings do lobsters admit?

FRP-4. Since a Topsnut-gpw G is a network, find: (i) all possible non-isomorphic caterpillars of G ; (ii) all possible non-isomorphic lobsters of G ; (iii) all possible non-isomorphic spanning trees with the maximum number of leaves in G ; (iv) all possible non-isomorphic generalized sun-graphs (like $T + u_1u_n$ presented in Cycle-neighbor-method) of G .

FRP-5. Let $P_3 \times P_q$ be a lattice in xy -plan. There are points (i, j) on the lattice $P_3 \times P_q$ with $i \in [1, 3]$ and $j \in [1, q]$. If a continuous fold-line L with initial point (a, b) and terminal point (c, d) on $P_3 \times P_q$ is internally disjoint and contains all points (i, j) of $P_3 \times P_q$, we call L a *total TB-paw line*. Find all possible total TB-paw lines. In general, let $\{L_i\}_1^m = \{L_1, L_2, \dots, L_m\}$ be a set of m continuous disjoint fold-lines on $P_3 \times P_q$, where each L_i has own initial point (a_i, b_i) and terminal point (c_i, d_i) . If $\{L_i\}_1^m$ contains all points (i, j) of $P_3 \times P_q$, we call $\{L_i\}_1^m$ a *group of TB-paw lines*, here it is not allowed $(a_i, b_i) = (c_i, d_i)$ for each L_i . Find all possible groups $\{L_i\}_1^m$ of TB-paw lines for $m \in [1, 3q]$.

FRP-6. If each spanning tree of a connected graph G is a lobster, we call G to be *lobster-pure* or a *lobster-graph*. Find the necessary and sufficient conditions for the graph G to be lobster-pure.

FRP-7. Adding randomly k leaves to a given tree produces new trees. Enumerate these new trees.

FRP-8. Find all multiple-meaning vertex matching partitions (V, E) of $[0, 2q - 1]$ (see Definition 6). Suppose that E and $V = [0, q - 1]$ are two subsets of $[0, 2q - 1]$, such that each $c \in E$ corresponds $a, b \in V$ to form an *ev-matching* (acb) . We call (V, E) a *multiple-meaning vertex matching partition* of $[0, 2q - 1]$, for each $c \in E$ and its *ev-matching* (acb) , if: (1) $a + c + b = a$ constant k , and $E = [1, q]$; (2) $a + c + b = a$ constant k' , and $E = [p, p + q - 1]$; (3) $c = a + b \pmod{q}$, and $E = [0, q - 1]$; (4) $|a + b - c - f(uv)| = a$ constant k'' , and $E = [1, q]$; (5) $c = \text{an odd number for each } c \in E \text{ holding } E = [1, 2q - 1]^o$, and $\{a + c + b : c \in E \text{ and its ev-matching } (acb)\} = [\alpha, \beta]$ with $\beta - \alpha + 1 = q$.

FRP-9. Find all graceful-intersection (an odd-graceful-intersection) total set-matching partition of $[1, q]^2$ (or $[1, 2q - 1]^2$) (see Definition 7). Let V and E be two subsets of $[1, q]^2$ (or $[1, 2q - 1]^2$), such that each set $c \in E$ corresponds two sets $a, b \in V$ to form an *ev-matching* (acb) . Suppose that $c = a \cap b$ and $d_c \in c$ is a *representative* of c . If $\{d_c : c \in E\} = [1, q]$ (or $[1, 2q - 1]^o$), then we call (V, E) a

graceful-intersection (an odd-graceful-intersection) total set-matching partition of $[1, q]^2$ (or $[1, 2q - 1]^2$).

FRP-10. For a sequence $\{H_{i_j}\}_1^q$ of an every-zero graphic group $F_n(H, h)$, determine: (1) an $\{H_{i_j}\}_1^q$ -sequence group-labelling of a tree having q edges; (2) an $\{H_{i_j}\}_1^q$ -sequence group-labelling or an $\{H_{i_j}\}_1^q$ -sequence group-coloring of a connected (p, q) -graph. Does the graph H in $F_n(H, h)$ admit an odd-graceful (an $\{H_{i_j}\}_1^q$ -sequence) group-coloring under each self-zero $H_i \in F_n(H, f)$ with $\{i_1, i_2, i_3, \dots, i_q\} = [1, 2q - 1]^{\circ}$?

FRP-11. Identifying C_n by the non-adjacent identifying operation, how many Euler's graphs can we get?

FRP-12. For a tree T of q edges, and an every-zero graphic group $F(H)$ having at least q elements, determine that T admits an $\{H_i\}_1^q$ -sequence group-labelling for any $\{H_i\}_1^q$.

FRP-13. For $\{S_i\}_1^q$ with $S_i \in [1, q + 1]^2$, here it is allowed $S_i = S_j$ for some $i \neq j$, find a vertex labelling $f : V(G) \rightarrow [1, q + 1]^2$ of a (p, q) -graph G , and induces $f(u_i v_i) = f(u_i) \cap f(v_i) = S_i$, where: (1) consecutive sets $S_i = [a_i, b_i]$, $a_{i+1} = a_i + 1$, $b_{i+1} = b_i + 1$; (2) *Fibonacci sequences* $|S_1| = 1$, $|S_2| = 1$, and $|S_{i+1}| = |S_{i-1}| + |S_i|$; (3) *generalized rainbow sequence* $S_i = [a, b_i]$ with $b_i < b_{i+1}$, the *regular rainbow sequence* $S_i = [1, i]$ with $i \in [2, q]$; (4) $|S_i| = i$, where $S_i = \{a_{i,1}, a_{i,2}, \dots, a_{i,i}\}$; (5) $f : V(G) \rightarrow [1, q + 1]^2$, $f(uv) = f(u) \cup f(v)$, and $f(V(G)) \cup f(E(G)) = [1, N]^2$ with $N \leq q + 1$.

FRP-14. For a simple and connected graph H , determine its v-split connectivity $\gamma_{vs}(H)$ and its e-split connectivity $\gamma_{es}(H)$. Characterize connected graphs having e-split k -connectivity.

FRP-15. If H admits some odd-graceful/odd-elegant labelling f , we ask: (1) Does it admit some perfect odd-graceful/odd-elegant labellings? (2) How many graphs G matching with H are there, where G admits odd-graceful/odd-elegant labelling g such that $g(E(G)) = f(V(H)) \setminus X^*$ and $g(V(G)) \setminus X^* = f(E(H))$ for $X^* = g(V(G)) \cap f(V(H))$?

FRP-16. Is a spanning tree having maximum leaves the same as a spanning tree having the shortest diameter in a network? Or characterize them two.

FRP-17. Given a matrix $A_{3 \times q}$ with integer elements, by what condition $A_{3 \times q}$ is a Topsnut-matrix of some Topsnut-gpw G ?

FRP-18. Given a string D with positive integers, how to construct a matrix $A_{3 \times q}$ by D such that $A_{3 \times q}$ is just a Topsnut-matrix of some Topsnut-gpw G ?

FRP-19. Applying random walks, Markov chains to Topsnut-gpws for generating random vv-type/vev-type TB-paws.

FRP-20. A spider with three legs of length 2 is denoted as $A_{2,2,2}$. If each spanning tree of a graph G is a caterpillar, we call G to be *caterpillar-pure*, and G is a *caterpillar-graph*. Jamison *et al.* [43] have shown: "A connected graph is *caterpillar-pure* if and only if it does not contain any aster $A_{2,2,2}$ as a (not necessarily induced) subgraph". We hope to describe caterpillar-graphs in detail and concrete.

FRP-21. Suppose that two trees T, H of p vertices are 6C-complementary matching to each other. We use two every-zero graphic groups $F_n(T, f)$ and $F_n(H, g)$ to encrypt a connected (p, q) -graph G respectively, and we get two encrypted networks $N_{et}(G, F_n(T, f))$ and $N_{et}(G, F_n(H, g))$. Does $F_n(T, f)$ matches with $F_n(H, g)$? And, moreover does $N_{et}(G, F_n(T, f))$ matches with $N_{et}(G, F_n(H, g))$?

FRP-22. For a given non-tree (p, q) -graph G admitting odd-graceful labellings f_1, f_2, \dots, f_m in total, find all possible twin odd-graceful matchings of G .

FRP-23. Topsnut-gpw sequences $\{G_{(k_i, d_i)}\}_1^m$ can encrypt graphs/networks. Determine what graphs/networks can be encrypted by what Topsnut-gpw sequences $\{G_{(k_i, d_i)}\}_1^m$.

FRP-24. Collect possible image-labellings about labellings of graph theory, and determine graphs admitting these image-labellings.

FRP-25. Define new graph-labellings, like the *edge-magic total graph-labelling* defined in Definition 28, and determine graphs/networks admitting these new graph-labellings.

VIII. CONCLUSION

We have found the number of all Topsnut-matrices $A_{vev}(G)$ of a (p, q) -graph G and the number $D_{TBp}(G)$ of vv-type/vev-type TB-paws generated from the Topsnut-matrices. Based on Topsnut-configurations, we have shown Path-neighbor-method, Cycle-neighbor-method, Lobster-neighbor-method, Spider-neighbor-method and Euler-Hamilton-method for generating vv-type/vev-type TB-paws by providing efficient and polynomial algorithms. We use Topsnut-matrices to make vv-type/vev-type TB-paws, the results on this method indicate that Topsnut-matrices are powerful in deriving vv-type/vev-type TB-paws, since there are many random ways in Topsnut-matrices. Another important method is to encrypt a network by an every-zero graphic group, and we have list advantages about encrypted networks. It is noticeable, our methods for generating vv-type/vev-type TB-paws can transformed into algorithms, we, also, introduce the LOBSTER-algorithm and the TREE-GROUP-COLORING algorithm.

Our algorithms enables us to transform Topsnut-gpws made by caterpillars, lobsters and spiders, as well as generalized trees on them, into TB-paws. It is noticeable, the complexity of encrypted networks by every-zero graphic groups tells the provable security of encrypted networks, especially, scale-free tree-like networks in which a few number of vertices control other vertices over 80 percent of networks. We discussed every-zero graphic group $F_n(H, f) = \{H_i\}_1^n$, every-zero Topsnut-matrix group $M_n(A(G), f)$, every-zero TB-paw group $D_n(T, f)$ and composed graphic group $F_n(\odot \langle H_i, L_i \rangle, f_i \odot h_i)$ made by two every-zero graphic groups $F_n(H, f) = \{H_i\}_1^n$ and $F_n(L, h) = \{L_i\}_1^n$. Moreover, Topsnut-gpw sequences $\{G_{(k_i, d_i)}\}_1^m$ can encrypt graphs/networks.

Topsnut-gpws are based on the *open structural cryptographic platform*, that is, this platform allows people make themselves pan-Topsnut-gpws by their remembered and favorite knowledge. We believe: "If a project has its practical

and effective application, and has mathematics as its support, it can go far. The practical application gives it long life, and mathematics makes it growing stronger and going faster. This project feedbacks material comforts to people, and returns new objects and new problems to mathematics.”

ACKNOWLEDGMENT

The author, *Bing Yao*, is delight for supported by the National Natural Science Foundation of China under grants 61163054, 61363060 and 61662066; Scientific research project of Gansu University under grants 2016A-067, 2017A-047 and 2017A-254. Bing Yao, also, thanks every member of *Topological Graphic Passwords Symposium* in the first semester of 2018-2019 academic year for their constructive suggestions and hard works.

REFERENCES

- [1] A.-L. Barabási, and R. Albert. Emergence of scaling in random networks. *Science*, **286** (1999), 509-512.
- [2] A.-L. Barabási, and E. Bonabeau. Scale-Free Networks. *Scientific American*, **288** (2003), 60-69.
- [3] J. A. Bondy, U. S. R. Murty. *Graph Theory*. Springer London, 2008.
- [4] Joseph A. Gallian. A Dynamic Survey of Graph Labeling. *The electronic journal of combinatorics*, **17** (2016), # DS6.
- [5] Xiaoyuan Suo, Ying Zhu, G. Scott. Owen. Graphical Password: A Survey. In: *Proceedings of Annual Computer Security Applications Conference (ACSAC)*, Tucson, Arizona. IEEE (2005) 463-472.
- [6] R. Biddle, S. Chiasson, and P.C. van Oorschot. Graphical passwords: Learning from the First Twelve Years. *ACM Computing Surveys*, **44** (4), Article 19:1-41. Technical Report TR-09-09, School of Computer Science, Carleton University, Ottawa, Canada. 2009.
- [7] Haichang Gao, Wei Jia, Fei Ye and Licheng Ma. A Survey on the Use of Graphical Passwords in Security. *Journal Of Software*, Vol. **8** (7), July 2013, 1678-1698.
- [8] Fei Ma, Bing Yao. The relations between network-operation and topological-property in a scale-free and small-world network with community structure. *Physica A* (2017). <https://dx.doi.org/10.1016/j.physa.2017.04.135>
- [9] Fei Ma, Bing Yao. An iteration method for computing the total number of spanning trees and its applications in graph theory. *Theoretical Computer Science* (2018). <https://doi.org/10.1016/j.tcs.2017.10.030>
- [10] Fei Ma, Bing Yao. A Family of Deterministic Small-world Network Models Built by Complete Graph and Iteration-function. *Physica A* (2018). <https://doi.org/10.1016/j.physa.2017.11.136>
- [11] Fei Ma, Ding Wang, Ping Wang, Bing Yao. The First Handshake Between Fibonacci Series And “Pure” Preferential Attachment Mechanism On A Graph Model. submitted to *Theoretical Computer Science*, 2018.
- [12] Fei Ma, Jing Su, Yongxing Hao, Bing Yao. A class of vertex-edge-growth small-world network models having scale-free, self-similar and hierarchical characters. *Physica A* (2018). <https://doi.org/10.1016/j.physa.2017.11.047>
- [13] Hui Sun, Xiaohui Zhang, Bing Yao. On Operation Phenomena In Networks With Hub-Rings. 2017 IEEE 2nd Advanced Information Technology, Electronic and Automation Control Conference (IEEE IAEAC 2017), 82-85.
- [14] Hui Sun, Bing Yao. New Graph Labellings Of Euler’s Graphs For Designing Topological Graphic Passwords. submitted (2018).
- [15] Hui Sun, Xiaohui Zhang, Meimei Zhao and Bing Yao. New Algebraic Groups Produced By Graphical Passwords Based On Colorings And Labellings. *ICMITE 2017, MATEC Web of Conferences* **139**, 00152 (2017), DOI: 10.1051/mateconf/201713900152
- [16] Sun H, Zhang X, Yao B. Strongly (k, d) -graphical Labellings For Designing Graphical Passwords In Communication. *ICMITE 2017, MATEC Web of Conferences* **139**, 00204 (2017) DOI: 10.1051/mateconf/201713900204
- [17] Hui Sun, Xiaohui Zhang, Bing Yao. Construction Of New Graphical Passwords With Graceful-type Labellings On Trees. 2018 2nd IEEE Advanced Information Management, Communicates, Electronic and Automation Control Conference (IMCEC 2018), 1491-1494.
- [18] Hui Sun, Xiaohui Zhang, Bing Yao. New Graphical Passwords On Trees Having Perfect Matchings. submitted (2017).
- [19] Hui Sun, Jing Su, Xiaohui Zhang, Bing Yao. New Graphic Cryptography Made By Strongly Graceful-Type Labellings Towards Communication Security. submitted (2018).
- [20] Hongyu Wang, Jin Xu, Bing Yao. Exploring New Cryptographical Construction Of Complex Network Data. *IEEE First International Conference on Data Science in Cyberspace*. IEEE Computer Society, (2016) 155-160.
- [21] Hongyu Wang, Jin Xu, Bing Yao. The Key-models And Their Lock-models For Designing New Labellings Of Networks. *Proceedings of 2016 IEEE Advanced Information Management, Communicates, Electronic and Automation Control Conference (IMCEC 2016)* 565-5568.
- [22] Hongyu Wang, Jin Xu, Bing Yao. On Generalized Total Graceful labellings of Graphs. *Ars Combinatoria*, Vol. **139** July 2018.
- [23] Hongyu Wang, Jin Xu, Bing Yao. Twin Odd-Graceful Trees Towards Information Security. *Procedia Computer Science* **107** (2017)15-20, DOI: 10.1016/j.procs.2017.03.050
- [24] Hongyu Wang, Jin Xu, Bing Yao. Odd-elegant Matching Trees In Planning New-type Graphical Passwords. submitted (2017).
- [25] Hongyu Wang. The Structure And Theoretical Analysis On Topological Graphic Passwords. Doctor’s thesis. School of Electronics Engineering and Computer Science, Peking University, 2018.
- [26] Jin Xu. Theory on Structure and Coloring of Maximal Planar Graphs: (1) Recursion Formulae of Chromatic Polynomial and Four-Color Conjecture. *Journal of Electronics and Information Technology*. Vol.38 No.4, Jul. 2016, 763-770.
- [27] Jin Xu. Theory on Structure and Coloring of Maximal Planar Graphs: (2) Domino Configurations and Extending-Contracting Operations. *Journal of Electronics and Information Technology*. Vol.38 No.6, Jul. 2016, 1271-1327.
- [28] Jin Xu. Theory on Structure and Coloring of Maximal Planar Graphs: (3) Purely Tree-colorable and Uniquely 4-colorable Maximal Planar Graph Conjectures. *Journal of Electronics and Information Technology*. Vol.38 No.6, Jul. 2016, 1329-1353.
- [29] Jin Xu. Theory on Structure and Coloring of Maximal Planar Graphs: (4) σ -Operations and Kempe Equivalent Classes. *Journal of Electronics and Information Technology*. Vol.38 No.7, Jul. 2016, 1558-1585.
- [30] Bing Yao, Hui Sun, Meimei Zhao, Jingwen Li, Guanghui Yan. On Coloring/Labelling Graphical Groups For Creating New Graphical Passwords. (ITNEC 2017) 2017 IEEE 2nd Information Technology, Networking, Electronic and Automation Control Conference. (2017) 1371-1375.
- [31] Bing Yao, Yarong Mu, Hui Sun, Xiaohui Zhang, Hongyu Wang, Jing Su. Connection Between Text-based Passwords and Topological Graphic Passwords. 2018, submitted
- [32] Bing Yao, Xia Liu and Ming Yao. Connections between labellings of trees. *Bulletin of the Iranian Mathematical Society*, ISSN: 1017-060X (Print) ISSN: 1735-8515 (Online), Vol. **43** (2017), 2, pp. 275-283.
- [33] Bing Yao, Hui Sun, Xiaohui Zhang, Yarong Mu, Yirong Sun, Hongyu Wang, Jing Su, Mingjun Zhang, Sihua Yang, Chao Yang. Topological Graphic Passwords And Their Matchings Towards Cryptography. arXiv:1808.03324v1 [cs.CR] 26 Jul 2018.
- [34] Bing Yao, Hui Cheng, Ming Yao and Meimei Zhao. A Note on Strongly Graceful Trees. *Ars Combinatoria* **92** (2009), 155-169.
- [35] Bing Yao, Yarong Mu, Hui Sun, Xiaohui Zhang, Jing Su, Fei Ma, Hongyu Wang. Algebraic Groups For Construction Of Topological Graphic Passwords In Cryptography. submitted (2018)
- [36] Bing Yao, Xiaohui Zhang, Hui Sun, Yarong Mu, Hongyu Wang, Mingjun Zhang. On Space and Design of Topological Graphic Passwords. 2018 submitted
- [37] Bing Yao, Hui Sun, Hongyu Wang, Jing Su, Jin Xu. Graph Theory Towards New Graphical Passwords In Information Networks. arXiv:1806.02929v1 [cs.CR] 8 Jun 2018
- [38] B. Yao, X.-E Chen, C. Yang, H.-Y Wang, J.-J Zhang, X.-M Zhang. Spanning Trees And Dominating Sets In Scale-Free Networks. *Proceeding of 2012 IET International Conference on Information Science and Control Engineering (ICISCE 2012)*, December 2012, Shenzhen, China. 111-115.
- [39] Bing Yao, Zhongfu Zhang and Jianfang Wang. Some results on spanning trees. *Acta Mathematicae Applicatae Sinica, English Series*, 2010, 26(4).607-616. DOI:10.1007/s10255-010-0011-4
- [40] Xiaomin Wang, Wei Zhang, Hong Mei and Bing Yao. On Split-type Connectivity of Graphs. submitted 2018.
- [41] Xiangqian Zhou, Bing Yao, Xiang’en Chen and Haixia Tao. A proof to the odd-gracefulness of all lobsters. *Ars Combinatoria* **103** (2012), 13-18.

- [42] Xiangqian Zhou, Bing Yao, Xiang'en Chen. Every lobster is odd-elegant. Information Processing Letters, **113**,1-2(2013) 30-33.
- [43] Robert E. Jamison, F.R. McMorris, Henry Martyn Mulder. Graphs with only caterpillars as spanning trees. Discrete Mathematics **272** (2003) 81-95.
- [44] Zhongzhi Zhang, Shuigeng Zhou, Lujun Fang, Jihong Guan and Yichao Zhang. EPL, 2007, 79: 38007.
- [45] H. Fernau, J. Kneis, D. Kratsch, A. Langer, M. Liedloff, D. Raible, and P. Rossmanith. An exact algorithm for the Maximum Leaf Spanning Tree problem. Theoretical Computer Science, **412**(45) (2011), 6290-6302.
- [46] M. R. Garey, and D. S. Johnson. Computers and Intractability. A Guide to the Theory of NP-Completeness. W. H. Freeman and Company, New York, 1979.
- [47] Douglas, and Robert J. NP-completeness and degree restricted spanning trees. Discrete Mathematics **105** (1-3)(1992), 41-47.
- [48] J. Blum, M. Ding, A. Thaeler, and X. Cheng. Connected dominating set in sensor networks and manets. Handbook of Combinatorial Optimization (2004) 329-369.
- [49] S. Unterschütz, and V. Turau. Construction of Connected Dominating Sets in Large-Scale MANETs Exploiting Self-Stabilization. <http://www.ti5.tu-harburg.de/research/projects/heliomesh/>
- [50] Xiaohui Zhang, Hui Sun and Bing Yao. Graph Theory Towards Module-K Odd-Elegant Labelling Of Graphical Passwords. ICMITE 2017, MATEC Web of Conferences 139, pp1640-1644. 00206 (2017) DOI: 10.1051/mateconf/201713900206
- [51] Xiaohui ZHANG, Yarong MU, Hui SUN, Bing YAO. Graph Module-k Odd-elegant Labelling Towards Topological Graphical Passwords. 2018 IEEE IAEAC 2018, submitted.

Appendix A. LARGEDEGREE-NEIGHBOR-FIRST Algorithm

Let $N(X)$ and $N(u)$ be the sets of neighbors of a vertex u and a set X . A vertex set S of a (p, q) -graph G is called a *dominating set* of G if each vertex $x \in V(G) \setminus S$ is adjacent with some vertex $y \in S$, and moreover the dominating set S is *connected* if the induced graph over S is a connected subgraph of G .

Input. A connected and simple graphs $G = (V, E)$.

Output. A spanning tree and a connected dominating set of G .

Step 1. Let $S_1 := N(u_1) \cup \{u_1\}$, $\deg_G(u_1) = \Delta(G)$, and T_1 is a tree with vertex set S_1 , $k := 1$.

Step 2. If $Y_k = V \setminus (S_k \cup N(S_k)) \neq \emptyset$, goto Step 3, otherwise Step 4.

Step 3. Select vertex $u_{k+1} \in L(T_k)$ holds $\deg_G(u_{k+1}) \geq \deg_G(x)$ ($x \in L(T_k)$), and let $S_{k+1} := S_k \cup N^*(u_{k+1})$, where $N^*(u_{k+1}) = N(u_{k+1}) \setminus (N(u_{k+1}) \cap S_k)$, $T_{k+1} := T_k + \{u_{k+1}u' : u' \in N^*(u_{k+1})\}$, $k := k + 1$, goto Step 2.

Step 4. For $Y_k = \emptyset$, $y \in V \setminus V(T_{k+1})$, do: y is adjacent with $v \in V(T_{k+1})$ when $\deg_{T_{k+1}}(v) \geq \deg_{T_{k+1}}(x)$, $xy \in E$. The resulting tree is denoted as T^* .

Step 5. Return a connected dominating set $S_k = V(T_k)$ and the spanning tree T^* .

Appendix B. PREDEFINED-NODES Algorithm

Input. A connected graph $G = (V, E)$, and indicate a subset $S = \{u_1, u_2, \dots, u_m\}$ of G .

Output. A connected dominating set X of G such that $S \subseteq X$.

Step 1. Add new vertices $\{v_1, v_2, \dots, v_m\}$ to G , and join v_i with a vertex u_i of S by an edge, $i \in [1, m]$. The resulting graph is denoted as G^* , such that $V(G^*) = V(G) \cup \{v_i : i \in [1, m]\}$ and $E(G^*) = E(G) \cup \{u_i v_i : i \in [1, m]\}$.

Step 2. Find a connected dominating set X' of G^* .

Step 3. Return a connected dominating set $X = X'$ of G .

Appendix C. LARGEDEGREE-PRESERVE Algorithm

Input. A scale-free network $\mathcal{N}(t_0) = (p(u, k, t_0), G(t_0))$. $G = G(t_0)$ with n vertices, and $\deg_G(v_i) \geq \deg_G(v_{i+1})$, $i = 1, 2, \dots, n-1$, $\Delta(G) = \deg_G(v_1) > 1$. A constant k satisfies $\delta(G) < k < \Delta(G)$, $\deg_G(v_i) \geq k$, but $\deg_G(v_{i+1}) < k$.

Output. A spanning tree T^* of G , such that the vertices of T^* hold $\deg_G(v_i) \geq \deg_G(v_{i+1})$ ($i = 1, 2, \dots, l-1$), and $k > \deg_G(v)$, $v \in V(G) \setminus \{v_1, v_2, \dots, v_l\}$.

Step 1. Let $W_1 = N[v_1] := N(v_1) \cup \{v_1\}$, an induced graph $G[W_1]$ over W_1 .

Step 2. If $N_{i,i+1} = N[v_{i+1}] \cap W_i = \emptyset$, let $W_{i+1} := W_i \cup N[v_{i+1}]$, and an induced graph $G[W_{i+1}]$; if $N_{i,i+1} \neq \emptyset$, take a vertex $x_{i,i+1} \in N(v_{i+1}) \cap W_i$ with property $\deg_G(x_{i,i+1}) \geq \deg_G(x)$ ($x \in N(v_{i+1}) \cap W_i$), and an induced graph $G[W_{i+1}]$, where $W_{i+1} := W_i \cup W_{i,i+1}$ and $W_{i,i+1} := (N[v_{i+1}] \setminus N_{i,i+1}) \cup \{x_{i,i+1}\}$.

Step 3. If $\deg_G(v_i) \geq k$, goto Step 2, and goto Step 4, otherwise.

Step 4. Apply modified BFS-algorithm (Breadth-First Search Algorithm). Let $S := W_i$, $R := \{v_0\}$ for $v_0 \in N(W_i)$, $\deg(v_0, v_0) := 0$.

Step 5. If $R = \emptyset$, denoted the found spanning tree as T^* , goto Step 7. If $R \neq \emptyset$, goto Step 6.

Step 6. The vertex v is the first vertex of R , take $y \in N(v) \setminus (R \cup S)$ holding $\deg_G(y) \geq \deg_G(x)$ ($x \in N(v)$); put y into R , such that is the last of R ; and take v from R , and then put v into S . Let $\deg(v_0, y) := \deg(v_0, v) + 1$, goto Step 5.

Step 7. Return the spanning tree T^* .

The spanning tree T^* found by LARGEDEGREE-PRESERVE Algorithm has its own number of leaves to be approximate to the number of leaves of each spanning tree T^{\max} having maximal leaves, and the connected dominating set $S^* = V(T^*) \setminus L(T^*)$ approximates to D^+ -minimal dominating set [38]. As we have known, no polynomial algorithm for finding: (i) L^+ -balanced set; (ii) optimal cut set $H[S^-]$; (iii) D^- -minimal dominating set and D^+ -minimal dominating set; (iv) k -distance dominating set. Unterschütz and Turau [49] have shown the *probabilistic self-stabilizing algorithm* (PSS-algorithm) for looking connected dominating set ([48]). PSS-algorithm is suitable large scale of networks, especially good for those networks having larger degree vertices. PSS-algorithm consists of three subprogrammes: Finding maximal independent set (MIS) first, and find weak connected set (WCDS), the last step is for finding connected dominating set (CDS).