

Lugsail lag windows for estimating time-average covariance matrices

Dootika Vats

Department of Mathematics and Statistics
 Indian Institute of Technology Kanpur
 Kanpur, India 208016
 dootika@iitk.ac.in

James M. Flegal

Department of Statistics
 University of California
 Riverside, CA 92521
 jflegal@ucr.edu

July 13, 2021

Abstract

Lag windows are commonly used in time series, econometrics, steady-state simulation, and Markov chain Monte Carlo to estimate time-average covariance matrices. In the presence of positive correlation of the underlying process, estimators of this matrix almost always exhibit significant negative bias, leading to undesirable finite-sample properties. We propose a new family of lag windows specifically designed to improve finite-sample performance by offsetting this negative bias. Any existing lag window can be adapted into a lugsail equivalent with no additional assumptions. We use these lag windows within spectral variance estimators and demonstrate its advantages in a linear regression model with autocorrelated and heteroskedastic residuals. We further employ the lugsail lag windows in weighted batch means estimators due to their computational efficiency on large simulation output. We obtain bias and variance results for these multivariate estimators and significantly weaken the mixing condition on the process. Superior finite-sample properties are illustrated in a vector autoregressive process and a Bayesian logistic regression model.

1 Introduction

Variance of estimators in correlated data problems often take the form $\Sigma := \sum_{s=-\infty}^{\infty} R(s)$, where $R(s)$ is a lag- s covariance matrix. In time series, Σ occurs in the estimation of spectra and long run variance (Hannan, 1970; Priestley, 1981) while in econometrics it occurs in heteroskedastic and autocorrelation consistent (HAC) covariance matrix estimation (Andrews, 1991; Newey and West, 1987). In steady-state simulation and Markov chain Monte Carlo

(MCMC), Σ is the limiting covariance of Monte Carlo estimators, sometimes referred to as the time-average covariance matrix (Glynn and Whitt, 1992; Chan and Yau, 2017a).

Estimators of Σ often downweight the sample lag covariances through a lag window (or kernel function). Such estimators suffer from two sources of bias (see e.g. den Haan and Levin, 1997). A first-order bias term originates from the choice of lag window and is typically $O(b^{-q})$ for some $q \geq 1$ and tuning factor b . A $o(b^{-q})$ second-order bias term is a consequence of finite sampling. Both terms are typically negative, inducing significant downward bias in the estimation of Σ . In the univariate case, Chan and Yau (2017b, Table 1) summarize the bias of various estimators of Σ . Of the 17 estimators considered, 15 exhibit negative first-order bias under positive correlation and 2 have a first-order bias of zero. Offsetting this negative bias is imperative, especially in the presence of high positive correlation, a scenario common in steady-state simulation and MCMC. Here, estimators of Σ are critical to determining stopping time of the simulation (Glynn and Whitt, 1992) as negatively biased estimators lead to premature simulation termination and under-coverage of confidence regions.

We propose a novel and flexible class of lag windows that can offset both the first and second-order bias, while preserving asymptotic unbiasedness and consistency. We call these, lugsail lag windows due to visual similarity with a lugsail (a fore-and-aft, four-cornered sail that is suspended from a spar or yard). The distinguishing feature of lugsail lag windows that allows this offsetting, is that they can take values above 1. We are unaware of any other lag window with this property and in fact, Berg and Politis (2009) claim that “there is no benefit to allowing the window to have values larger than 1”.

All commonly encountered lag windows can be easily transformed into a corresponding lugsail lag window with a zero (or even positive) first-order bias. Figure 1 illustrates this flexibility for three popular lag windows. The lugsail lag windows can be tuned based on the correlation (or persistence) of the underlying process. We focus on positive correlation and note the proposed settings may be counter productive in anti-persistent applications. We quantify the correlation as being *moderate* when it is similar to an AR(1) process with $\rho \in (0, 0.7)$. For moderate correlation, common in the analysis of time series spectra and HAC estimation (Lazarus et al., 2018), we recommend the zero lugsail (solid blue line in Figure 1) where the first-order bias is zero. Higher correlation requires more aggressive settings to offset some (or all) of the second-order bias. For *high* correlations similar to an AR(1) with $\rho \in (0.7, 0.95)$, we recommend using adapt lugsail lag windows which converge to the zero lugsail as data increases. These adapt lugsail windows can also be used in the presence of moderate correlation. *Extreme* correlation similar to an AR(1) with $\rho \in (0.95, 1)$ is common in MCMC and steady state simulations. Here, the second-order bias remains significant in finite sampling even for large sample sizes. In extreme correlation settings, we illustrate the utility of

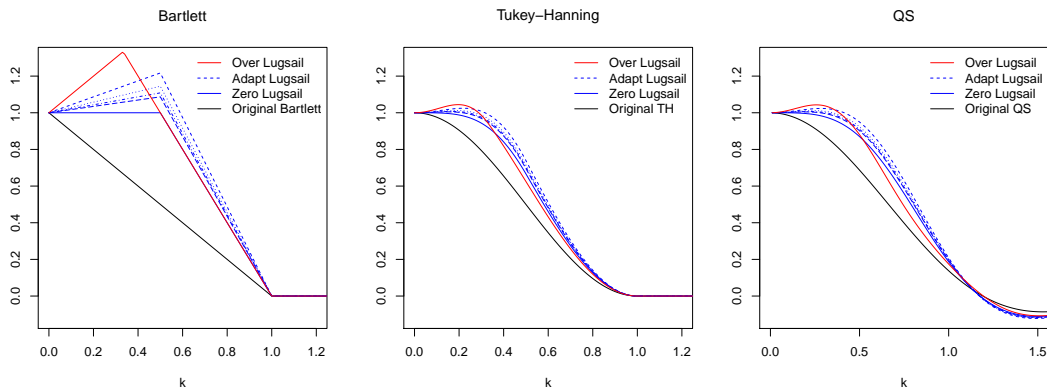


Figure 1: Lugsail versions of Bartlett, Tukey-Hanning, and quadratic spectral lag windows. Original lag windows are black, zero lugsail lag windows with a first-order bias of zero are blue (adapted versions are dashed blue), and over biased lugsail lag windows are red.

over lugsail lag windows with a positive $O(b^{-1})$ first-order bias, which are appealing when simulation allows for additional data.

We first use lugsail lag windows in spectral variance (SV) estimators, which are the default choice in the analysis of time series spectra and HAC estimation. Univariate and multivariate SV estimators have been discussed in Anderson (1971), Andrews (1991), Hannan (1970), Newey and West (1987), Parzen (1957), White (1980), and others in the context of stationary time series, ordinary least squares, generalized method of moments, and instrumental variables. We illustrate, in an HAC example, how lugsail lag windows safeguard against oversized tests. For application in HAC estimation, where data is limited and correlation is moderate, we recommend the zero lugsail lag windows.

Efforts in improving the finite-sample properties of SV estimators are continual. These include the introduction of new lag windows (Kiefer and Vogelsang, 2002b; Phillips et al., 2006) and tuning b (Kiefer and Vogelsang, 2002a, 2005; Sun et al., 2008; Wilhelm, 2015). These recommendations can easily be used in conjunction with lugsail lag windows.

SV estimators are agonizingly slow for large data and are rarely used in steady-state simulation and MCMC where large simulation lengths are standard. Other conservative estimators of Σ proposed by Dai and Jones (2017), Geyer (1992), and Kosorok (2000) require time-reversibility, retain significant asymptotic bias by design, and are also computationally intensive.

Weighted batch means (BM) estimators (Liu and Flegal, 2018) provide a fast alternative when used with piece-wise linear lag windows. We focus on piece-wise linear lugsail lag windows that yield computationally efficient weighted BM estimators (left plot in Figure 1).

As part of our study of bias and variance of weighted BM estimators, we significantly weaken the sufficient conditions. Previous bias results assume the underlying process to be ϕ -mixing and require 12th order moments (Chien et al., 1997; Song and Schmeiser, 1995). We require only α -mixing and 4th order moments. This, for example, allows our results to be applicable to polynomially ergodic Markov chains, rather than only uniformly ergodic Markov chains.

For a fixed b , lugsail estimators may increase asymptotic mean-squared-error compared to the original counterpart. However, mean-squared-error is an ineffective quality measure for variance estimators as bluntly argued by Simonoff (1993), “it does not address the relative importance of bias and variability, and the differing effects of negative bias and positive bias, on test size and confidence interval”. Essentially, when the goal is to construct confidence regions or do hypothesis tests, it is beneficial to correct for negative bias at the cost of variability. This is evident in Section 6, where lugsail estimators dramatically improve coverage probabilities of confidence regions, estimates of effective sample size, and estimation accuracy of Σ in time series and Bayesian logistic regression examples.

2 Lugsail lag windows

Let $\{Y_t\}$ be a p -dimensional covariance stationary stochastic process with mean μ and autocovariance $R(s) = E[(Y_t - \mu)(Y_{t+s} - \mu)^T]$. Recall we are interested in estimating the time-average covariance matrix $\Sigma = \sum_{s=-\infty}^{\infty} R(s)$ using the observed process. If μ is unknown, it is estimated by $\bar{Y} = n^{-1} \sum_t Y_t$ and the lag- s sample covariance matrix is,

$$\hat{R}(s) = \frac{1}{n} \sum_{t=1}^{n-s} (Y_t - \bar{Y}) (Y_{t+s} - \bar{Y})^T. \quad (1)$$

If μ is known, as in Anderson (1971), Hannan (1970), and Priestley (1981), μ replaces \bar{Y} in (1). Estimators of Σ weight the sample lag covariances using a lag window function, $k : \mathbb{R} \rightarrow \mathbb{R}$ such that $k(0) = 1, k(x) = k(-x)$ for all $x \in \mathbb{R}$. Three common lag windows are

$$\begin{aligned} \text{Bartlett:} \quad k(x) &= \begin{cases} (1 - |x|), & |x| \leq 1 \\ 0, & |x| \geq 1 \end{cases} \\ \text{Tukey-Hanning (TH):} \quad k(x) &= \begin{cases} \frac{1}{2} + \frac{1}{2} \cos(\pi x), & |x| \leq 1 \\ 0, & |x| \geq 1 \end{cases} \\ \text{Quadratic Spectral (QS):} \quad k(x) &= \frac{25}{12\pi^2 x^2} \left(\frac{\sin(6\pi x/5)}{6\pi x/5} - \cos(6\pi x/5) \right). \end{aligned}$$

Figure 1 plots the lag windows with solid black lines. All three lag windows are decreasing

which leads to downward biased estimation of Σ . Lugsail adjustments of these lag windows intentionally lift them over 1 to correct for this. For $r \geq 1$ and a sequence $c_n \in [0, 1)$ such that $c_n \rightarrow c$ as $n \rightarrow \infty$, define a family of lugsail windows of any existing lag window to be

$$k_L(x) = \frac{1}{1 - c_n} k(x) - \frac{c_n}{1 - c_n} k(rx). \quad (2)$$

Setting $c_n = 0$ or $r = 1$, yields the original lag window and increasing r increases the lift in the lugsail lag window. Setting $r = 1/c_n$ with the Bartlett lag window gives the flat-top Bartlett lag window (Politis and Romano, 1995, 1996). Figure 1 presents lugsail versions of the Bartlett, TH, and QS lag windows, with the zero and over lugsail presented in solid blue and red, respectively. The adapt lugsail (dashed blue in Figure 1) shows a sequence of lugsail lag windows converging to the zero lugsail lag window as n increases. The simple and novel overweighting of the initial lag covariances using lugsail lag windows offsets most of the second-order bias in moderate correlation applications. Section 5 provides practical guidance on selecting of r and c_n with formal definitions of zero, over, and adapt lugsail.

In the following sections, we use lugsail lag windows in SV and weighted BM estimators. The following umbrella assumption on the stochastic process is made to that ensure Σ is finite. For a stationary stochastic process $S = \{S_n\}$ on a probability space (Ω, \mathcal{F}, P) , set $\mathcal{F}_s^l = \sigma(S_s, \dots, S_l)$. Define the α -mixing coefficients for $n = 1, 2, \dots$ as

$$\alpha(n) = \sup_{s \geq 1} \sup_{A \in \mathcal{F}_1^s, B \in \mathcal{F}_{s+n}^\infty} |P(A \cap B) - P(A)P(B)|.$$

The process is α -mixing if $\alpha(n) \rightarrow 0$ as $n \rightarrow \infty$. Let $\|\cdot\|$ denote Euclidean norm.

Assumption 1. For some $\delta > 0$ and $q \geq 1$, $E\|Y_1\|^{2+\delta} < \infty$ and there exists $\epsilon > 0$ such that $\{X_t\}$ is α -mixing with $\alpha(n) = o(n^{-(q+1+\epsilon)(1+2/\delta)})$.

3 Spectral variance estimators

Let $b \in \mathbb{N}$ be a truncation point (bandwidth), then the multivariate SV estimator is

$$\dot{\Sigma}_{k,b} = \sum_{s=-(n-1)}^{n-1} k\left(\frac{s}{b}\right) \hat{R}(s). \quad (3)$$

Let $\dot{\Sigma}_{k,b}$ and $\dot{\Sigma}_{k,b/r}$ be SV estimators with integer truncation points b and b/r , respectively. Using a lugsail lag window in (2) with the multivariate SV estimator in (3) yields

$$\dot{\Sigma}_{k,L} = \frac{1}{1 - c_n} \dot{\Sigma}_{k,b} - \frac{c_n}{1 - c_n} \dot{\Sigma}_{k,b/r}. \quad (4)$$

That is, the lugsail SV estimator, $\dot{\Sigma}_{k,L}$, is a linear combination of SV estimators. By (4) and since $c_n \rightarrow c$ as $n \rightarrow \infty$, lugsail SV estimators retain consistency from the original SV estimators. Sufficient conditions for strong consistency can be found in De Jong (2000) for applications in econometrics and in Vats et al. (2018) for time-average covariance matrix estimation.

Theorem 1. *The lugsail SV estimator $\dot{\Sigma}_{k,L}$ inherits (strong) consistency from $\dot{\Sigma}_{k,b}$.*

Studying the bias of $\dot{\Sigma}_{k,L}$ requires additional notation. For $q \geq 1$, a key object is

$$\Gamma^{(q)} := - \sum_{s=1}^{\infty} s^q [R(s) + R(s)^T].$$

Let $\Gamma := \Gamma^{(1)}$ and denote the ij th element of Σ , $\dot{\Sigma}_{k,b}$, and $\Gamma^{(q)}$ as Σ_{ij} , $\dot{\Sigma}_{k,b}^{ij}$, and $\Gamma_{ij}^{(q)}$, respectively.

Theorem 2. *Let $E\|Y_1\|^{4+\delta} < \infty$ for some $\delta > 0$ and let $k(x)$ be continuous and uniformly bounded. Further, let Assumption 1 hold for q such that*

$$\lim_{x \rightarrow 0} \frac{1 - k(x)}{|x|^q} = k_q < \infty.$$

If $b^{q+1}/n \rightarrow 0$ as $n \rightarrow \infty$, then

$$\text{Bias}(\dot{\Sigma}_{k,b}) = \frac{k_q}{b^q} \Gamma^{(q)} + o\left(\frac{1}{b^q}\right) \quad \text{and}$$

$$\frac{n}{b} \text{Var}\left(\dot{\Sigma}_{k,b}^{ij}\right) = [\Sigma_{ii}\Sigma_{jj} + \Sigma_{ij}^2] \int_{-\infty}^{\infty} k^2(x) dx + o(1).$$

Proof. The proof follows from Hannan (1970, page 280) and Andrews (1991, Lemma 1). Hannan (1970) assume μ is known, which requires $b^q/n \rightarrow \infty$ but a standard argument in Anderson (1971, Chapter 9) shows the result holds for when μ is replaced by \bar{Y} if we allow $b^{q+1}/n \rightarrow \infty$. \square

Remark 1. Under the assumptions of Andrews (1991, Theorem 2), the conclusion of Theorem 2 holds for HAC matrices; however, Andrews (1991) assumes $|k(x)| \leq 1$. A careful study of the proof reveals that $|k(x)| \leq 1$ can be replaced with the assumption $|k(x)| \leq d$ for some $0 < d < \infty$. Lugsail lag windows are bounded by $(1 - c_n)^{-1}$.

The first-order bias term, $k_q \Gamma^{(q)}/b^q$, has negative diagonals for positively correlated processes.

Most efforts in reducing the bias have gone into choosing b . For example, Andrews (1991) provides optimal choices for b , which we use in our simulations. Whatever the choice of b , the resulting first-order bias remains negative leading to oversized tests (see e.g. Hartigan, 2018). Using the lugsail lag window in Theorem 2, when r and c_n are such that $c_n > 1/r^q$, the resulting first-order bias is positive.

Corollary 1. *Under the conditions of Theorem 2,*

$$\text{Bias}(\dot{\Sigma}_{k,L}) = \frac{1 - c_n r^q}{1 - c_n} \frac{k_q}{b^q} \Gamma^{(q)} + o\left(\frac{1}{b^q}\right), \text{ and}$$

$$\frac{n}{b} \text{Var}\left(\dot{\Sigma}_{k,L}^{ij}\right) = [\Sigma_{ii}\Sigma_{jj} + \Sigma_{ij}^2] \int_{-\infty}^{\infty} k_L^2(x) dx + o(1).$$

The online supplement provides bias and variance expressions for some choices of c_n and r . SV estimators are prohibitively expensive when p or n are large, such as in MCMC and steady-state simulations. Specifically, the optimal choice of b is proportional to $\lfloor n^\nu \rfloor$ for $\nu > 0$, leading to an expensive summation in (3). Simulations exhibiting this behavior are in Section 6.1. The following section focuses on a computationally efficient lugsail estimator.

4 Weighted BM estimators

4.1 Notation

We first define standard notation in steady-state simulation and MCMC where batched estimators are common. These differ slightly from Section 2, but the form of Σ remains the same. Let $\{X_t\}$ be an F -stationary process defined on a d -dimensional space, \mathcal{X} . For a function $g : \mathcal{X} \rightarrow \mathbb{R}^p$, let $\{Y_t\} = \{g(X_t)\}$. Interest is in quantifying the error in estimating $\mu_g = \int g(x)F(dx)$ with $\bar{Y} = n^{-1} \sum_{t=1}^n Y_t$. Particularly, $\Sigma = \sum_{s=-\infty}^{\infty} R(s) = \lim_{n \rightarrow \infty} n \text{Var}_F(\bar{Y})$.

We continue to assume the process satisfies Assumption 1. Particularly in MCMC, F is typically the target distribution and if the Markov chain is polynomially ergodic of order $\xi > (1 + q + \epsilon)(1 + 2/\delta)$, the mixing condition in Assumption 1 is satisfied (see Jones, 2004).

4.2 Lugsail weighted BM

The weighted BM estimator incorporates a lag window in combination with non-overlapping batches. For $s = 1, \dots, b < n$ and lag window k , denote $\Delta_2(s) = k((s-1)/b) - 2k(s/b) + k((s+1)/b)$. Let $a_s = \lfloor n/s \rfloor$ and for $l = 0, \dots, a_s - 1$, define $\bar{Y}_l(s) = s^{-1} \sum_{t=1}^s Y_{ls+t}$. The

weighted BM estimator is

$$\hat{\Sigma}_{k,b} = \sum_{s=1}^b \frac{1}{a_s - 1} \sum_{l=0}^{a_s-1} s^2 \Delta_2(s) (\bar{Y}_l(s) - \bar{Y})(\bar{Y}_l(s) - \bar{Y})^T. \quad (5)$$

Using the lugsail lag window at (2) in (5) yields

$$\hat{\Sigma}_{k,L} = \frac{1}{1 - c_n} \hat{\Sigma}_{k,b} - \frac{c_n}{1 - c_n} \hat{\Sigma}_{k,b/r}, \quad (6)$$

where $\hat{\Sigma}_{k,b}$ and $\hat{\Sigma}_{k,b/r}$ are weighted BM estimators with respective integer batch sizes b and b/r .

Theorem 3. *The lugsail estimator, $\hat{\Sigma}_{k,L}$ inherits (strong) consistency from $\hat{\Sigma}_{k,b}$.*

4.3 Computational efficiency

In general, weighted BM estimators can have a similar order of computational complexity as SV estimators. Since computational efficiency is a necessity, we focus on piece-wise linear lag windows for which $\Delta_2 = 0$ almost everywhere eliminating most terms of the outer sum in (5). Specifically, using the Bartlett lag window in (5) yields the fast multivariate BM estimator (Chen and Seila, 1987). For $n = ab$, let a be the number of batches and b be the batch size such that the following standard assumption holds.

Assumption 2. The integer sequence b is such that $b \rightarrow \infty$ and $n/b \rightarrow \infty$ as $n \rightarrow \infty$, and both b and n/b are nondecreasing.

For $l = 0, 1, \dots, a - 1$, the mean vector for batch l of size b is $\bar{Y}_l(b) = b^{-1} \sum_{t=1}^b Y_{lb+t}$. Then the multivariate BM estimator is

$$\hat{\Sigma}_b = \frac{b}{a - 1} \sum_{l=0}^{a-1} (\bar{Y}_l(b) - \bar{Y})(\bar{Y}_l(b) - \bar{Y})^T.$$

Using the lugsail Bartlett lag window in (6), we obtain the lugsail BM estimator

$$\hat{\Sigma}_L = \frac{1}{1 - c_n} \hat{\Sigma}_b - \frac{c_n}{1 - c_n} \hat{\Sigma}_{b/r}. \quad (7)$$

We present the bias results for $\hat{\Sigma}_b$ and $\hat{\Sigma}_L$ which indicate that if $r > 1/c_n$, the lugsail BM estimator has a positive first-order bias. The proof of the following theorem is in the online supplement.

Theorem 4. *Under Assumption 1 with $q = 1$,*

$$\text{Bias}(\hat{\Sigma}_b) = \frac{\Gamma}{b} + o\left(\frac{1}{b}\right).$$

As a consequence,

$$\text{Bias}(\hat{\Sigma}_L) = \frac{\Gamma}{b} \left(\frac{1 - rc_n}{1 - c_n} \right) + o\left(\frac{1}{b}\right).$$

Further, under Assumption 2, $\lim_{n \rightarrow \infty} \text{Bias}(\hat{\Sigma}_L) = 0$.

Theorem 4 makes two contributions. First, the bias of the multivariate BM estimator has not been studied as Chien et al. (1997), Flegal and Jones (2010), and Song and Schmeiser (1995) only consider $p = 1$. Second, the results therein assume ϕ -mixing and 12 finite moments. This is especially problematic since ϕ -mixing Markov chains are uniformly ergodic, a property that is often not satisfied for MCMC algorithms. Assumption 1 significantly weakens these conditions.

We require $\{Y_t\}$ to satisfy a strong invariance principle to establish variance of the lugsail BM estimator. Let $B(n)$ be a p -dimensional standard Brownian motion.

Theorem 5. *(Kuelbs and Philipp, 1980) Under Assumption 1 for $q = 1$, a strong invariance principle holds. That is, there exists a $p \times p$ lower triangular matrix L , $\lambda > 0$ with $\psi(n) = n^{1/2-\lambda}$, a finite random variable D , and a sufficiently rich probability space Ω such that for almost all $\omega \in \Omega$ and for all $n > n_0$, with probability 1,*

$$\left\| \sum_{t=1}^n Y_t - n\mu_g - LB(n) \right\| < D(\omega)\psi(n). \quad (8)$$

Remark 2. In fact, Kuelbs and Philipp (1980) require a slightly weaker condition of $\alpha(n) = o(n^{-(1+\epsilon)(1+2/\delta)})$, but in order to keep all our results under the same umbrella assumption, we assume $\alpha(n) = o(n^{-(2+\epsilon)(1+2/\delta)})$. Here L is such that $LL^T = \Sigma$. A strong invariance principle with rate $\psi(n)$ is known to hold for many processes, including regenerative processes, ϕ -mixing, and strongly mixing processes (see Vats et al., 2018, for a discussion).

The proof of the following theorem is in the supplementary material.

Theorem 6. *Let the assumptions of Theorem 5 hold such that $ED^4 < \infty$ and $E_F \|Y_1^4\| < \infty$.*

Further, let b satisfy Assumption 2 and $b^{-1}\psi^2(n)\log n \rightarrow 0$ as $n \rightarrow \infty$. Then

$$\frac{n}{b} \text{Var}\left(\hat{\Sigma}_L^{ij}\right) = \left[\frac{1}{r} + \frac{r-1}{r(1-c_n)^2}\right] (\Sigma_{ij}^2 + \Sigma_{ii}\Sigma_{jj}) + o(1).$$

The batch size b is often chosen to be of the form $\lfloor n^\nu \rfloor$ for some $0 < \nu \leq 1/2$. Literature on optimal batch sizes for multivariate BM estimators is not as rich as SV estimators, although univariate suggestions exist (Damerdj, 1995). In our simulations, we set $b = \lfloor n^{1/2} \rfloor$.

5 Practical considerations

The lugsail family of lag windows are designed to address negative bias in estimators of Σ . The degree of negative bias depends on the persistence of the correlation in the process, which we denote as moderate, high, and extreme for underlying processes similar to an AR(1) process with coefficient $\rho \in \{[0, 0.7), [0.7, 0.95), [0.95, 1)\}$, respectively. Finite-time bias of the variance estimators depends on the persistence of the correlation through $\Gamma^{(a)}$. Thus, one universal recommendation of r and c_n is unreasonable. Since the choice of r and c_n dictates the amount of the positive first-order bias induced, we present correlation-dependent recommendations are summarized in Table 1.

Consider the exact bias of the univariate BM estimator, $\hat{\sigma}_b^2$, (Aktaran-Kalaycı et al., 2007):

$$\text{Bias}(\hat{\sigma}_b^2) = -\frac{2(a+1)}{ab} \sum_{s=1}^{b-1} sR(s) - 2 \sum_{s=b}^{\infty} R(s) - \frac{2}{b-1} \sum_{s=b}^{n-1} \left(1 - \frac{s}{n}\right) R(s).$$

Figure 2 plots the relative bias (bias divided by truth) of the univariate BM estimator for moderate, high, and extreme correlation autoregressive processes under the different lugsail settings. For moderate correlation, the original BM estimator exhibits small but noticeable negative bias. The zero lugsail corrects for most (but not all) of the negative bias while the adapt lugsail demonstrates minimal positive bias and is recommended in such situations.

The adapt lugsail performs bias-adjustment as a function of the data, n . In small samples, bias is significant, so c_n should be large to allow for a larger offset. For large n , the second-order bias is negligible, so c_n and r can be chosen so as to yield zero bias in the first-order term. Thus, we choose $c_n \downarrow c := r^{-q}$, implying that the adapt lugsail lag window will converge to zero-bias lag windows as n increases. The rate of decay to c should be slow enough to demonstrate this trade-off, which we set as

$$c_n^a = \frac{\log(n) - \log(b) + 1}{r^q(\log(n) - \log(b)) + 1}.$$

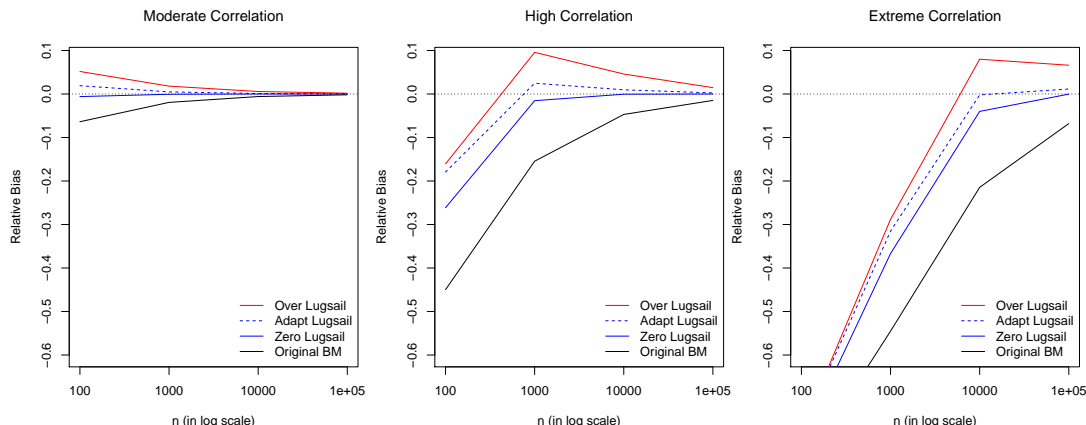


Figure 2: Relative bias of BM versus $\log(n)$ (with $n = 10^2$ to 10^5) for $AR(p)$ models of different correlations.

This choice is similar in spirit to the jackknifed estimators of Dingçç et al. (2015). By Assumption 2, $c_n^a \rightarrow r^{-q}$, and hence converges to the zero-bias lag window. We set $r = 2$ ensuring that r is large enough to yield bias adjustment and small enough to control the variance gain. These choices of c_n and r yield the adapt lugsail lag window. In HAC applications where low to moderate correlation is typical, the use of the adapt lugsail is reasonable.

For high and extreme correlations in Figure 2, the original BM demonstrates substantial negative bias where the adapt and over lugsails are able to remove the negative bias for large sample sizes, albeit with some overestimation. For MCMC, where high and extreme correlation are prevalent (see for example, Section 6.3), a controlled overestimation using over lugsail is often a non-concern as obtaining further samples is relatively easy. Thus, here we recommend setting $r = 3$ and $c^o = 2/(1 + r^q)$, which is based on the fact that it is better to overestimate the variance rather than underestimate it (Simonoff, 1993). Our choice is based on offsetting the state-of-the-art first-order bias of say, $-m$, since the current literature has been satisfied with this underestimation. Specifically, we choose r and c_n to induce a first-order bias in the right direction of $+m$, which decreases the overall negative bias considerably. From our bias results, the over lugsail choices of r and $c_n = c^o$ require

$$\frac{1 - r^q c^o}{1 - c^o} = -1 \Rightarrow c^o = \frac{2}{1 + r^q}.$$

We set $r = 3$ so that for $q = 1$, this yields $c = 1/2$ and for $q = 2$, we get $c = 1/5$. Although other choices of r may also be used, smaller choices yield larger c^o increasing the variance of the estimator and larger choices are practically inconvenient as they require b to be large

Table 1: Summary of the recommendations for the lugsail lag window settings.

Correlation	Lugsail window	r	c_n
Moderate	Zero Lugsail	2	r^{-q}
Moderate to High	Adapt Lugsail	2	c_n^a
High to Extreme	Over Lugsail	3	c^o

enough so that b/r is large enough. Empirically $r = 3$ provides a good balance between these trade-offs. The online supplement presents variances of the estimators for these choices of r and c along with general expressions.

An additional practical concern is that finite sample estimates of Σ may not be positive-definite. In fact, Bartlett, QS, and BM estimators are only guaranteed to be positive-semidefinite. Further, TH and lugsail estimators can have negative eigenvalues. To ensure positive-definiteness, we provide an adjusted estimator that retains the large sample properties of the original similar to Jentsch and Politis (2015).

Let $\hat{\Sigma}_n$ be any estimator of Σ and $\hat{V} = \text{diag}(\hat{\Sigma}_n)$, that is, \hat{V} is the diagonal matrix of the univariate variance estimates. Consider the correlation matrix corresponding to $\hat{\Sigma}_n$, $\hat{C}_n = \hat{V}^{-1/2} \hat{\Sigma}_n \hat{V}^{-1/2}$. Note \hat{C}_n is a symmetric matrix with real-valued entries, and hence the eigenvalue decomposition $\hat{C}_n = P \hat{D}_n P^T$ exists. Here P is a $p \times p$ orthogonal matrix and $D = \text{diag}(\hat{d}_1, \dots, \hat{d}_p)$ is the diagonal matrix of eigenvalues of \hat{C}_n .

If $\hat{\Sigma}_n$ is not positive-definite, some eigenvalues, \hat{d}_i , are not positive. To correct define $\hat{d}_i^+ = \max\{\hat{d}_i, \epsilon n^{-u}\}$ for $\epsilon > 0$ and $u > 0$. Then $\epsilon n^{-u} \rightarrow 0$ as $n \rightarrow \infty$ and $\lim_{n \rightarrow \infty} \hat{d}_i^+ = d_i > 0$ due to positive-definiteness of Σ ; here d_i are the eigenvalues for the population correlation matrix. Let $\hat{D}^+ = \text{diag}(\hat{d}_1^+, \dots, \hat{d}_p^+)$, then the adjusted estimator is

$$\hat{\Sigma}_n^+ = \hat{V}^{1/2} P^T \hat{D}^+ P \hat{V}^{1/2}.$$

The constants ϵ and u are user-chosen. We suggest $\epsilon = \sqrt{\log(n)/p}$ and $u = 9/10$, which work well in practice with no problem-specific tuning required.

6 Examples

6.1 HAC estimation example

For $t = 1, 2, \dots, n$, consider the linear regression model for $y_t = x_t^T \beta + u_t$, where β is a p -vector of coefficients, x_t is the p -vector of covariates, and u_t are autocorrelated, zero mean, and possibly conditionally heteroskedastic. The ordinary least squares estimator of β is

$\hat{\beta}_{\text{ols}} = (\sum x_t x_t^T)^{-1} \sum x_t y_t$. Let $v_t = x_t u_t$, and consider the process $\{v_t\}$. In many situations, the estimator satisfies asymptotic normality, so that as $n \rightarrow \infty$,

$$\sqrt{n}(\hat{\beta}_{\text{ols}} - \beta) \xrightarrow{d} N(0, M\Sigma M),$$

where M is a known symmetric matrix and $\Sigma = \sum_{k=-\infty}^{\infty} \text{Cov}(v_t, v_{t+k})$. Inference on $\hat{\beta}_{\text{ols}}$ is critically dependent on the estimator of Σ . Additional assumptions on the process $\{v_t\}$ and the ordinary least squares estimator $\hat{\beta}_{\text{ols}}$ are discussed in Andrews (1991).

We implement an AR1-HOMO model which constructs two independent AR(1) processes for the errors u_t and the regressors x_t , so that $\{v_t\}$ is a centered process. Consider for $t = 1, \dots, n$ $x_t = \rho_x x_{t-1} + \alpha_t$ and $u_t = \rho_u u_{t-1} + \epsilon_t$, where $\alpha_t \sim N_p(0, W)$ and $\epsilon_t \sim N(0, w)$. The limiting distribution of x_t is $N_p(0, \Lambda = W/(1 - \rho_x^2))$ and of u_t is $N(0, \lambda = w/(1 - \rho_u^2))$. The true Σ is

$$\Sigma = \lambda\Lambda + \lambda(\Lambda + \Lambda^T) \begin{pmatrix} \rho_u \rho_x \\ 1 - \rho_u \rho_x \end{pmatrix}.$$

We set $p = 5$, $w = 1$, W to be the AR correlation matrix with coefficient .99. We let $\rho_u = \rho_x \in \{.50, .70, .90\}$ and generate the process for $n \in \{500, 1000\}$ with β set to be the zero vector.

Since the goal is inference for $\hat{\beta}_{\text{ols}}$, we follow Simonoff (1993) and assess the quality of estimation of Σ via coverage probabilities of asymptotic confidence regions. Table 2 contains results from 1000 replicated simulations. Almost systematically, lugsail lag windows yield higher coverage probabilities than the original lag windows. Since the center of all the regions are the same, the difference in coverage probability is a direct consequence of the lugsail estimators being larger in its determinant than the non-lugsail versions. As expected, the coverage is lowest in the higher correlation instances and when n is small. Coverage probabilities for the TH and QS lag windows are virtually identical, and hence the TH results are not included in Table 2.

Since the true value of Σ is known, we can also estimate bias. Over 1000 replications, we record the average relative bias on the diagonals of an estimate $\hat{\Sigma}$,

$$\frac{1}{p} \sum_{i=1}^p \frac{\hat{\Sigma}_{ii} - \Sigma_{ii}}{\Sigma_{ii}},$$

which conserves bias direction. The results for $n = 500$ are in Figure 3. In each setting, the lugsail version of the lag windows exhibit smaller downward bias where this bias is more significant for $\rho_x = \rho_u = .90$. Again the results for TH and QS windows (where $q = 2$) are virtually identical while being less negatively biased compared to the Bartlett family of lag

Table 2: HAC: Coverage probabilities for 90% confidence regions over 1000 replications for lugsail Bartlett and QS lag windows (largest standard error is .0158).

n	ρ_u	Bartlett				Quadratic Spectral			
		-	Zero	Adapt	Over	-	Zero	Adapt	Over
500	.50	0.825	0.837	0.838	0.861	0.836	0.853	0.858	0.864
500	.70	0.757	0.774	0.769	0.798	0.784	0.791	0.792	0.801
500	.90	0.553	0.532	0.529	0.573	0.588	0.581	0.579	0.596
1000	.50	0.840	0.851	0.852	0.869	0.851	0.855	0.857	0.861
1000	.70	0.821	0.842	0.841	0.867	0.851	0.860	0.859	0.863
1000	.90	0.661	0.672	0.670	0.717	0.696	0.706	0.704	0.721

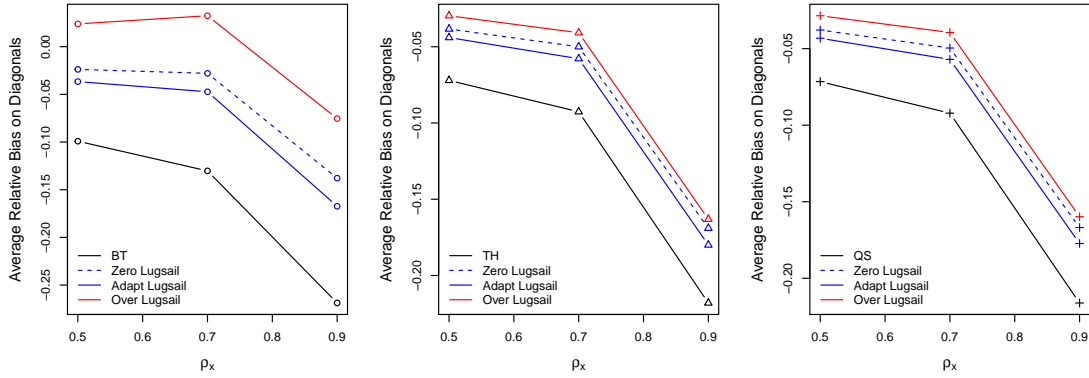


Figure 3: HAC: Average relative bias on the diagonals for Bartlett (left), TH (middle), and QS (right).

windows.

Finally, Table 3 compares compute time for lugsail BM versus lugsail SV estimators with $\rho_u = .50$, $p \in (10, 50)$ and $n \in (10^3, 10^4, 10^5)$. Output of this size is common in MCMC and steady-state simulations. For a 10-dimensional problem, SV estimators are orders of magnitude slower than BM estimators, and the QS lag window is particularly slow since the lag window is not truncated. Thus, in the rest of the examples, where n and p will be large, we focus on only weighted BM estimators.

Table 3: Running time (sec) for lugsail BM and lugsail SV estimators from 10 replications.

n	10^3		10^4		10^5	
p	10	50	10	50	10	50
Over BM	0.001	0.002	0.001	0.006	0.010	0.078
Over Bartlett	0.025	0.186	0.406	4.357	7.590	94.317
Over TH	0.024	0.183	0.333	3.392	4.948	55.689
Over QS	0.275	4.059	28.566	410.518	2225.032	31876.747

6.2 Time series example

We consider a vector autoregressive process of order 1. Let Φ be a $p \times p$ matrix with spectral norm less than 1 and let Ω be a $p \times p$ positive definite matrix. For $t = 1, 2, \dots$ let $Y_t \in \mathbb{R}^p$ such that $Y_t = \Phi Y_{t-1} + \epsilon_t$ and $\epsilon_t \sim N_p(0, \Omega)$. The stationary distribution is $N_p(0, V)$ where $vec(V) = (I_p^2 - \Phi \otimes \Phi)^{-1} vec(\Omega)$. In addition, the chain is geometrically ergodic when the spectral norm of Φ is less than 1 (Tjøstheim, 1990) so Assumption 1 is satisfied. We are interested in estimating $EY_t = 0$ and the true Σ is available in closed form (Dai and Jones, 2017). We set $\Phi = \rho I_p$ for $\rho > 0$ and Ω to be the AR correlation matrix with coefficient .9. We set $p = 10$ and $\rho = .95$ and over 1000 replications estimate Σ using three different BM methods. The settings are chosen to generate a high correlation process.

Since Σ is known for this example, we estimate the average relative bias on the diagonals over 1000 replications in Figure 4. As n increases, the relative bias for all three methods converge to zero, however, over lugsail is converging from above while all others are mostly converging from below.

Let $|\cdot|$ denote determinant. One practical use of Σ is determining the effective sample size as a way of summarizing the variability (Vats et al., 2019). Since for $n \rightarrow \infty$,

$$\frac{\widehat{ESS}}{n} = \left(\frac{|\widehat{\text{Var}}_F(Y_1)|}{|\widehat{\Sigma}|} \right)^{1/p} \rightarrow \left(\frac{|\text{Var}_F(Y_1)|}{|\Sigma|} \right)^{1/p},$$

we compare the quality of estimation of \widehat{ESS}/n . It is critical that \widehat{ESS} is not overestimated, so as to not cause early termination of an MCMC simulation. Figure 4 presents the average of the running estimate of the effective sample size divided by n for BM estimators based on 100 replications. The original BM, zero lugsail, and adapt lugsail all produce significant over estimation of \widehat{ESS}/n that will lead to early termination. On the other hand, the over lugsail estimate of \widehat{ESS}/n converges to the truth from below, which dramatically improves

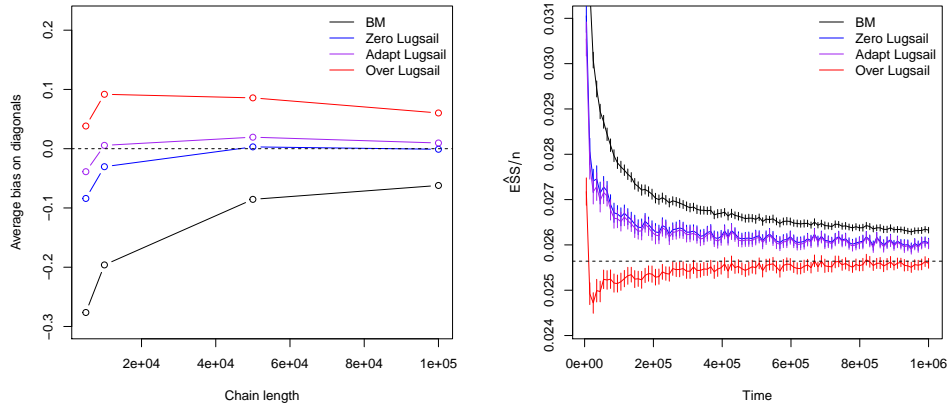


Figure 4: VAR: (Left) Average relative bias on the diagonals over 1000 replications. (Right) Running plot of $\widehat{\text{ESS}}/n$ (with standard errors) from 100 replications.

the quality of estimation and ensures simulations are not terminated prematurely.

6.3 Bayesian logistic regression

We consider a subset of the data from the ongoing cardiovascular study of the residents of Framingham, Massachusetts (from Kaggle.com with 4238 observations). The binary response variable identifies whether the patient has a 10 year risk of coronary heart disease. There are 15 covariates including demographic information, behavioral information, medical history, and present medical condition. Since some covariates are categorical, the model matrix for a regression model with intercept has rows $x_i^T = (x_{i1}, \dots, x_{i18})^T$. Let $\beta \in \mathbb{R}^{18}$ and consider a Bayesian logistic regression model with intercept,

$$\Pr(Y_i = 1) = \frac{\exp\{x_i^T \beta\}}{1 + \exp\{x_i^T \beta\}}.$$

We assign a multivariate normal prior, $\beta \sim N_{18}(0, 100I_{18})$. We use the `MCMCpack` library in R to sample from the posterior distribution which runs a random walk Metropolis-Hastings sampler with a normal proposal distribution and consider estimating the posterior mean.

Figure 5 shows a running plot of $\widehat{\text{ESS}}/n$ estimated with lugsail BM estimators. Although the true value of $\widehat{\text{ESS}}/n$ is not known in this case, the running plot mimics the previous example. Specifically, all four estimators seem to be converging to the true quantity, but the over lugsail seems to be converging more safely from below as opposed to the riskier convergence from above. This feature has a direct impact on the quality of inference. The methods converging from above would terminate the Markov chain earlier, yielding a false sense of security about

the quality of estimation of the posterior mean.

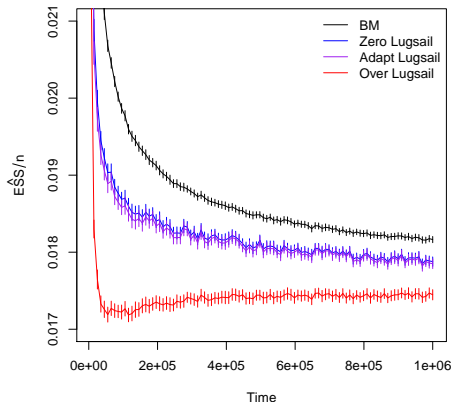


Figure 5: Logistic: Running plot of $\widehat{\text{ESS}}/n$ (with standard errors).

7 Discussion

We consider lugsail versions of the Bartlett, TH, and QS lag windows, but lugsail versions of other lag windows are readily available (see Anderson, 1971, for an incomplete list). Lugsail lag windows can also be combined with other bias adjusting methods from Kiefer and Vogelsang (2002b). We focus our attention on the family of consistent nonparametric estimators, however, see e.g. den Haan and Levin (1996, 2000); Müller (2007, 2014) for discussion on inconsistent and parametric estimators.

For fixed b , our theoretical results imply a partial increase in the variance of the lugsail estimators, yielding an increase in the mean-squared error. However, there is no reason for lugsail and non-lugsail estimators to use the same b . Empirically, we find that lugsail estimators typically require a smaller b , implying a decrease in variability of the estimator. Indeed finding optimal choices of b is a rich avenue for future work.

We believe this is the first instance of a lag window that takes values above 1. Our choice of method for creating these lugsail family of lag windows is motivated by the specific applications considered here. Lag windows are also useful in signal-processing for spectral analysis and the estimation of instantaneous frequency (Boashash, 1992), and in genomic signal-processing (Gunawan, 2008). Our results indicate that application-specific developments of other lag windows taking values above 1 could yield similar finite-sample improvements. To facilitate future work in this area, reproducible codes for all examples and plots are available at <https://github.com/dvats/LugsailPaperCode>.

Acknowledgements

The authors thank Daniel Eck, Karl Oskar Ekvall, and Galin Jones for critical feedback that improved the quality of presentation. Dootika Vats is supported by DST-SERB grant SPG/2021/001322.

Appendix

A Lag window calculations

We present the bias and variance expressions for the lugsail versions of spectral variance (SV) estimators.

- (a) *Bartlett*. Hannan (1970) shows that $q = 1$ and $k_1 = 1$, so that the bias here is Γ/b and $\int_{-\infty}^{\infty} k^2(x) = 2/3$. The first-order bias term for the lugsail Bartlett estimator is

$$\frac{\Gamma}{b} \left(\frac{1 - rc_n}{1 - c_n} \right).$$

Further,

$$\int_{-\infty}^{\infty} k_L^2(x) = \frac{2}{3(1 - c_n)^2} \left(1 + \frac{c_n^2}{r} - \frac{3c_n}{r} + \frac{c_n}{r^2} \right).$$

- (b) *TH*. Hannan (1970) shows that $q = 2$ and $k_q = \pi^2/4$. The TH estimator has a first-order bias term of $\Gamma^{(2)}\pi^2/(4b^2)$. The lugsail TH estimator has bias

$$\frac{\pi^2}{4} \frac{\Gamma^{(2)}}{b^2} \left(\frac{1 - c_n r^2}{1 - c_n} \right).$$

For $r = 1$, $\int_{-\infty}^{\infty} k_L^2(x) = 3/4$ and for $r > 1$

$$\int_{-\infty}^{\infty} k_L^2(x) = \frac{3}{4(1 - c_n)^2} \left[1 + \frac{c_n^2}{r} - \frac{4c_n}{3} \left(\frac{r^3 \sin(\pi/r) + \pi r^2 - \pi}{\pi r^3 - \pi r} \right) \right].$$

- (c) *QS*. Andrews (1991) shows that $q = 2$ and $k_q = 1.4212$. The QS estimator has a first-order bias term of $\Gamma^{(2)}1.4212/b^2$, The lugsail QS estimator has bias

$$1.4212 \frac{\Gamma^{(2)}}{b^2} \left(\frac{1 - c_n r^2}{1 - c_n} \right).$$

For $r = 1$, $\int_{-\infty}^{\infty} k_L(x) = 1$, and for $r > 1$

$$\int_{-\infty}^{\infty} k_L^2(x) = \frac{1}{(1 - c_n)^2} \left\{ 1 + \frac{c_n^2}{r} - c_n \left[\frac{1}{4r^3} \left((r-1)^3(1+3r+r^2) - (r+1)^3(1-3r+r^2) \right) \right] \right\}.$$

Table 4 presents the variances of our recommended choices of lugsail parameter values for the three lag windows considered here.

Table 4: Variances of SV estimators for lugsail parameters (rounded to 3 significant units). Here $a = b/n$.

Window	Original	Zero	Adapt	Adapt	Over
			($a = 10^2$)	($a = 10^5$)	
BT	0.667	1.333	1.522	1.407	1.704
TH	0.750	0.964	1.017	0.985	0.986
QS	1.000	1.306	1.381	1.335	1.329

B Proof of Theorem 4

Let $\alpha_g(n)$ be the mixing coefficient of $\{Y_t\}$ and let $\alpha(n)$ be the mixing coefficient of $\{X_t\}$. By Doss et al. (2014), $\alpha_g(n) \leq \alpha(n)$. Due to Ibragimov and Linnik (1971, Theorem 17.2.2) there exists $W < \infty$ which depends on the moments of $Y^{(i)}$ and $Y^{(j)}$ such that,

$$\left| \text{Cov}_F \left(Y_1^{(i)}, Y_{1+s}^{(j)} \right) \right| \leq W \alpha_g(s)^{\delta/(2+\delta)} \leq W' s^{-(2+\epsilon)}.$$

First, we show that under Assumption 1 with $q = 1$, $|\Gamma_{ij}| < \infty$. Consider

$$\begin{aligned} |\Gamma_{ij}| &= \left| \sum_{s=1}^{\infty} s \left[\text{Cov}_F \left(Y_1^{(i)}, Y_{1+s}^{(j)} \right) + \text{Cov}_F \left(Y_1^{(j)}, Y_{1+s}^{(i)} \right) \right] \right| \\ &\leq \sum_{s=1}^{\infty} s \left[\left| \text{Cov}_F \left(Y_1^{(i)}, Y_{1+s}^{(j)} \right) \right| + \left| \text{Cov}_F \left(Y_1^{(j)}, Y_{1+s}^{(i)} \right) \right| \right] \\ &\leq \sum_{s=1}^{\infty} 2W' s \cdot s^{-2-\epsilon} < \infty. \end{aligned}$$

Let $[\text{Var}_F(\bar{Y})]_{ij}$ be the ij th element of $\text{Var}_F(\bar{Y})$. By Song and Schmeiser (1995, Lemma 1-3),

$$n [\text{Var}_F(\bar{Y})]_{ij} = \Sigma_{ij} + \frac{\Gamma_{ij}}{n} + o(n^{-1}). \quad (9)$$

Let $\hat{\Sigma}_b^{ij}$ be the ij th element of $\hat{\Sigma}_b$. Using (9),

$$\begin{aligned}
\mathbb{E}_F \left[\hat{\Sigma}_b^{ij} \right] &= \mathbb{E}_F \left[\frac{b}{a-1} \sum_{l=0}^{a-1} \left(\bar{Y}_l^{(i)}(b) - \bar{Y}^{(i)} \right) \left(\bar{Y}_l^{(j)}(b) - \bar{Y}^{(j)} \right) \right] \\
&= \frac{ab}{a-1} \left(\text{Cov}_F \left(\bar{Y}_1(b)^{(i)}, \bar{Y}_1(b)^{(j)} \right) - \text{Cov}_F \left(\bar{Y}^{(i)}, \bar{Y}^{(j)} \right) \right) \\
&= \frac{ab}{a-1} \left(\Sigma_{ij} \frac{a-1}{ab} + \Gamma_{ij} \frac{(a-1)(a+1)}{a^2 b^2} + o(b^{-1}) \right) \\
&= \Sigma_{ij} + \frac{\Gamma_{ij}}{b} + o\left(\frac{1}{b}\right).
\end{aligned}$$

C Proof of Theorem 6

Proposition 1. *If (X, Y) is a mean 0 bivariate normal random variable such that*

$$\begin{bmatrix} X \\ Y \end{bmatrix} \sim N \left(\begin{bmatrix} 0 \\ 0 \end{bmatrix}, \begin{bmatrix} l_{11} & l_{12} \\ l_{12} & l_{22} \end{bmatrix} \right),$$

then $E[X^2 Y^2] = 2l_{12}^2 + l_{11}l_{22}$.

Proposition 2. *(Janssen and Stoica, 1988) If (X_1, X_2, X_3, X_4) is mean 0 normally distributed, then $E[X_1 X_2 X_3 X_4] = E[X_1 X_2]E[X_3 X_4] + E[X_1 X_3]E[X_2 X_4] + E[X_1 X_4]E[X_2 X_3]$.*

Recall that $B(t)$ is a p -dimensional standard Brownian motion. Let $B^{(i)}(t)$ denote the i th component of the vector $B(t)$ and let $\bar{B} = n^{-1}B(n)$, and $\bar{B}_l(s) = s^{-1}[B(ls + s) - B(ls)]$. Recall $\Sigma = LL^T$ where L is the lower triangular matrix in (8). Define the p -dimensional scaled Brownian motion $C(t) = LB(t)$ and let $C^{(i)}(t)$ be the i th component of $C(t)$. In addition, define $\bar{C}^{(i)} = n^{-1}C^{(i)}(n)$ and $\bar{C}_l^{(i)}(s) = s^{-1}[C^{(i)}(ls + s) - C^{(i)}(ls)]$.

Consider the Brownian motion equivalent of the lugsail BM estimator,

$$\begin{aligned}
\tilde{\Sigma}_L &= \frac{1}{1-c_n} \frac{b}{a-1} \sum_{l=0}^{a-1} (\bar{B}_l(b) - \bar{B})(\bar{B}_l(b) - \bar{B})^T \\
&\quad - \frac{c_n}{1-c_n} \frac{b/r}{ra-1} \sum_{l=0}^{ra-1} (\bar{B}_l(b/r) - \bar{B})(\bar{B}_l(b/r) - \bar{B})^T.
\end{aligned}$$

We will show that the variance of the lugsail BM estimator is the same as the variance of the Brownian motion equivalent. The following lemma will be needed later in the proof.

Lemma 1. *Suppose Assumption 2 holds and the assumptions of Theorem 5 holds with D such that $ED^4 < \infty$ and $\psi(n)^2 b^{-1} \log n \rightarrow 0$ as $n \rightarrow \infty$, then as $n \rightarrow \infty$,*

$$E \left[\left(\hat{\Sigma}_L^{ij} - \Sigma_{ij} \tilde{\Sigma}_L^{ij} \right)^2 \right] \rightarrow 0.$$

Proof. Under the same conditions, Vats et al. (2019) showed that, as $n \rightarrow \infty$

$$\left| \Sigma_b^{ij} - \Sigma_{ij} \tilde{\Sigma}_b^{ij} \right| \xrightarrow{a.s.} 0.$$

Note that,

$$\begin{aligned} \left| \hat{\Sigma}_L^{ij} - \Sigma_{ij} \tilde{\Sigma}_L^{ij} \right| &= \left| \frac{1}{1-c_n} \left(\Sigma_b^{ij} - \Sigma_{ij} \tilde{\Sigma}_b^{ij} \right) - \frac{c_n}{1-c_n} \left(\Sigma_{b/r}^{ij} - \Sigma_{ij} \tilde{\Sigma}_{b/r}^{ij} \right) \right| \\ &\leq \left| \frac{1}{1-c_n} \left(\Sigma_b^{ij} - \Sigma_{ij} \tilde{\Sigma}_b^{ij} \right) \right| + \left| \frac{c_n}{1-c_n} \left(\Sigma_{b/r}^{ij} - \Sigma_{ij} \tilde{\Sigma}_{b/r}^{ij} \right) \right| \\ &\rightarrow 0 \text{ with probability 1 as } n \rightarrow \infty. \end{aligned} \tag{10}$$

Define,

$$g_1(b, n) = 4 \frac{a}{a-1} \frac{\log n}{b} \psi(n)^2, \quad \text{and for some } \epsilon > 0$$

$$g_2(b, n) = 4 \sqrt{\Sigma_{ii}} (1 + \epsilon) \frac{a}{a-1} \left(\frac{\log n}{b} \psi(n)^2 \right)^{1/2}.$$

If $\psi(n)^2 b^{-1} \log n \rightarrow 0$ as $n \rightarrow \infty$, then $g_1(b, n) \rightarrow 0$ and $g_2(b, n) \rightarrow 0$ as $n \rightarrow \infty$. From Vats et al. (2019), for the (i, j) the element of Σ_b ,

$$\left| \Sigma_b^{ij} - \Sigma_{ij} \tilde{\Sigma}_b^{ij} \right| \leq D^2 g_1(n) + D g_2(n),$$

where D is the random variable in the conclusion of Theorem 5. For the lugsail BM estimator,

$$\begin{aligned} \left| \hat{\Sigma}_L^{ij} - \Sigma_{ij} \tilde{\Sigma}_L^{ij} \right| &\leq \left| \frac{1}{1-c_n} \left(\Sigma_b^{ij} - \Sigma_{ij} \tilde{\Sigma}_b^{ij} \right) \right| + \left| \frac{c_n}{1-c_n} \left(\Sigma_{b/r}^{ij} - \Sigma_{ij} \tilde{\Sigma}_{b/r}^{ij} \right) \right| \\ &\leq \frac{1}{1-c_n} (D^2 g_1(b, n) + D g_2(b, n)) + \frac{c_n}{1-c_n} (D^2 g_1(b/r, n) + D g_2(b/r, n)) \\ &\leq D^2 g_1^*(n) + D g_2^*(n) \end{aligned}$$

where

$$g_1^*(n) = \frac{1}{1-c_n} (g_1(b, n) + g_1(b/r, n)) \quad \text{and} \quad g_2^*(n) = \frac{1}{1-c_n} (g_2(b, n) + g_2(b/r, n)).$$

If $\psi(n)^2 b^{-1} \log n \rightarrow 0$ then $g_1^*(n) \rightarrow 0$, $g_2^*(n) \rightarrow 0$. By (10), there exists integer N_0 such that

$$\begin{aligned} \left(\hat{\Sigma}_L^{ij} - \Sigma_{ij} \tilde{\Sigma}_L^{ij} \right)^2 &= \left(\hat{\Sigma}_L^{ij} - \Sigma_{ij} \tilde{\Sigma}_L^{ij} \right)^2 I(0 \leq n \leq N_0) + \left(\hat{\Sigma}_L^{ij} - \Sigma_{ij} \tilde{\Sigma}_L^{ij} \right)^2 I(N_0 < n) \\ &\leq \left(\hat{\Sigma}_L^{ij} - \Sigma_{ij} \tilde{\Sigma}_L^{ij} \right)^2 I(0 \leq n \leq N_0) + (D^2 g_1^*(n) + D g_2^*(n))^2 I(N_0 < n) \\ &= g_n^*(Y_1, \dots, Y_n, B(0), \dots, B(n)). \end{aligned}$$

Since $ED^4 < \infty$, $E \left(\hat{\Sigma}_L^{ij} \right)^2 < \infty$, and $E \left(\tilde{\Sigma}_L^{ij} \right)^2 < \infty$,

$$E |g_n^*(Y_1, \dots, Y_n, B(0), \dots, B(n))| \leq E \left(\hat{\Sigma}_L^{ij} - \Sigma_{ij} \tilde{\Sigma}_L^{ij} \right)^2 + E (D^2 g_1^*(n) + D g_2^*(n))^2 < \infty$$

Thus, $E|g_n| < \infty$, $g_n \rightarrow 0$ as $n \rightarrow \infty$ with probability 1, and $Eg_n \rightarrow 0$ as $n \rightarrow \infty$. Since $\left(\hat{\Sigma}_L^{ij} - \Sigma_{ij} \tilde{\Sigma}_L^{ij} \right)^2 \rightarrow 0$ with probability 1, the generalized majorized convergence theorem (Zeidler, 2013) yields

$$E \left[\left(\hat{\Sigma}_L^{ij} - \Sigma_{ij} \tilde{\Sigma}_L^{ij} \right)^2 \right] \rightarrow 0.$$

□

of *Theorem 6*. We will prove Theorem 6 by first finding the variance of $\tilde{\Sigma}_{L,L}$ and then using Lemma 1 show that this is equal to the variance of the lugsail BM estimator. Let $\tilde{\Sigma}_{L,L} = L \tilde{\Sigma}_L L^T$, so that

$$\begin{aligned} \tilde{\Sigma}_{L,L} &= \frac{1}{1-c_n} \frac{b}{a-1} \sum_{l=0}^{a-1} (\bar{C}_l(b) - \bar{C})(\bar{C}_l(b) - \bar{C})^T \\ &\quad - \frac{c_n}{1-c_n} \frac{b/r}{ra-1} \sum_{l=0}^{ra-1} (\bar{C}_l(b/r) - \bar{C})(\bar{C}_l(b/r) - \bar{C})^T. \end{aligned}$$

First we establish some useful identities. Let $U_t^{(i)} = B^{(i)}(t) - B^{(i)}(t-1)$, then $U_t^{(i)} \stackrel{iid}{\sim} N(0, 1)$ for $t = 1, 2, \dots$. In addition, for any batch l , and index s

$$\bar{B}_l^{(i)}(s) - \bar{B} = \left(\frac{n-s}{ns} \right) \sum_{t=l}^{l+s} U_t^{(i)} - \frac{1}{n} \sum_{t=1}^l U_t^{(i)} - \frac{1}{n} \sum_{t=l+s+1}^n U_t^{(i)}.$$

Since $E[\bar{B}_l^{(i)}(s) - \bar{B}^{(i)}] = 0$ for $l = 0, \dots, n-s$,

$$\text{Var}[\bar{B}_l^{(i)}(s) - \bar{B}^{(i)}] = \left(\frac{n-s}{ns} \right)^2 s + \frac{n-s}{n^2} = \frac{n-s}{ns}.$$

Since B is a p -dimensional standard Brownian motion and $C(t) = LB(t)$,

$$\bar{C}_l(s) - \bar{C} \sim N\left(0, \frac{n-s}{sn} \Sigma\right). \quad (11)$$

Also for $s \geq b$ in Liu et al. (2018, Equation 19),

$$\text{Cov}(\bar{C}_l(b) - \bar{C}, \bar{C}_{l+s}(b) - \bar{C}) = -\frac{\Sigma}{n}. \quad (12)$$

In addition, for $p = 0, \dots, a-1$, and $q = rp, rp+1, \dots, r(p+1)-1$,

$$\text{Cov}(\bar{C}_p(b) - \bar{C}, \bar{C}_q(b/r) - \bar{C}) = \frac{n-b}{bn} \Sigma, \quad (13)$$

and for $p = 0, \dots, a-1$ and $q \neq rp, rp+1, \dots, r(p+1)-1$

$$\text{Cov}(\bar{C}_p(b) - \bar{C}, \bar{C}_q(b/r) - \bar{C}) = -\frac{\Sigma}{n}. \quad (14)$$

We will consider the variance of each individual term of $\tilde{\Sigma}_{L,L}$. Note that $\text{Var}[\tilde{\Sigma}_{L,L}^{ij}] = \text{E}[\tilde{\Sigma}_{L,L}^{2,ij}] - (\text{E}[\tilde{\Sigma}_{L,L}^{ij}])^2$. Consider,

$$\begin{aligned} \text{E}[\tilde{\Sigma}_{L,L}^{2,ij}] &= \text{E}\left[\left(\frac{1}{1-c_n} \frac{b}{a-1} \sum_{l=0}^{a-1} (\bar{C}_l^{(i)}(b) - \bar{C}^{(i)}) (\bar{C}_l^{(j)}(b) - \bar{C}^{(j)})\right.\right. \\ &\quad \left.\left. - \frac{c_n}{1-c_n} \frac{b/r}{ra-1} \sum_{l=0}^{ra-1} (\bar{C}_l^{(i)}(b/r) - \bar{C}^{(i)}) (\bar{C}_l^{(j)}(b/r) - \bar{C}^{(j)})\right)^2\right] \\ &= \text{E}\left[\left(\frac{1}{1-c_n}\right)^2 \left(\frac{b}{a-1}\right)^2 \left(\sum_{l=0}^{a-1} (\bar{C}_l^{(i)}(b) - \bar{C}^{(i)}) (\bar{C}_l^{(j)}(b) - \bar{C}^{(j)})\right)^2\right. \\ &\quad \left. + \left(\frac{c_n}{1-c_n}\right)^2 \left(\frac{b/r}{ra-1}\right)^2 \left(\sum_{l=0}^{ra-1} (\bar{C}_l^{(i)}(b/r) - \bar{C}^{(i)}) (\bar{C}_l^{(j)}(b/r) - \bar{C}^{(j)})\right)^2\right. \\ &\quad \left. - \frac{2c_n}{(1-c_n)^2} \frac{b^2/r}{(a-1)(ra-1)} \left(\sum_{l=0}^{a-1} (\bar{C}_l^{(i)}(b) - \bar{C}^{(i)}) (\bar{C}_l^{(j)}(b) - \bar{C}^{(j)})\right)\right. \\ &\quad \left. \times \left(\sum_{l=0}^{ra-1} (\bar{C}_l^{(i)}(b/r) - \bar{C}^{(i)}) (\bar{C}_l^{(j)}(b/r) - \bar{C}^{(j)})\right)\right] \\ &= A_1 + A_2 + A_3, \end{aligned} \quad (15)$$

where

$$\begin{aligned}
A_1 &= \mathbb{E} \left[\left(\frac{1}{1-c_n} \right)^2 \left(\frac{b}{a-1} \right)^2 \left(\sum_{l=0}^{a-1} \left(\bar{C}_l^{(i)}(b) - \bar{C}^{(i)} \right) \left(\bar{C}_l^{(j)}(b) - \bar{C}^{(j)} \right) \right)^2 \right], \\
A_2 &= \mathbb{E} \left[\left(\frac{c_n}{1-c_n} \right)^2 \left(\frac{b/r}{ra-1} \right)^2 \left(\sum_{l=0}^{ra-1} \left(\bar{C}_l^{(i)}(b/r) - \bar{C}^{(i)} \right) \left(\bar{C}_l^{(j)}(b/r) - \bar{C}^{(j)} \right) \right)^2 \right], \text{ and} \\
A_3 &= \mathbb{E} \left[- \frac{2c_n}{(1-c_n)^2} \frac{b^2/r}{(a-1)(ra-1)} \left(\sum_{l=0}^{a-1} \left(\bar{C}_l^{(i)}(b) - \bar{C}^{(i)} \right) \left(\bar{C}_l^{(j)}(b) - \bar{C}^{(j)} \right) \right) \right. \\
&\quad \left. \times \left(\sum_{l=0}^{ra-1} \left(\bar{C}_l^{(i)}(b/r) - \bar{C}^{(i)} \right) \left(\bar{C}_l^{(j)}(b/r) - \bar{C}^{(j)} \right) \right) \right].
\end{aligned}$$

Consider A_1 ,

$$\begin{aligned}
A_1 &= \left(\frac{1}{1-c_n} \right)^2 \left(\frac{b}{a-1} \right)^2 \mathbb{E} \left[\sum_{l=0}^{a-1} \left(\bar{C}_l^{(i)}(b) - \bar{C}^{(i)} \right)^2 \left(\bar{C}_l^{(j)}(b) - \bar{C}^{(j)} \right)^2 + \right. \\
&\quad \left. + 2 \sum_{s=1}^{a-1} \sum_{l=0}^{a-1-s} \left(\bar{C}_l^{(i)}(b) - \bar{C}^{(i)} \right) \left(\bar{C}_l^{(j)}(b) - \bar{C}^{(j)} \right) \left(\bar{C}_{l+s}^{(i)}(b) - \bar{C}^{(i)} \right) \left(\bar{C}_{l+s}^{(j)}(b) - \bar{C}^{(j)} \right) \right] \\
&= \left(\frac{1}{1-c_n} \right)^2 \left(\frac{b}{a-1} \right)^2 \mathbb{E}[a_1 + 2a_2], \tag{16}
\end{aligned}$$

where

$$\begin{aligned}
a_1 &= \sum_{l=0}^{a-1} \left(\bar{C}_l^{(i)}(b) - \bar{C}^{(i)} \right)^2 \left(\bar{C}_l^{(j)}(b) - \bar{C}^{(j)} \right)^2, \\
a_2 &= \sum_{s=1}^{a-1} \sum_{l=0}^{a-1-s} \left(\bar{C}_l^{(i)}(b) - \bar{C}^{(i)} \right) \left(\bar{C}_l^{(j)}(b) - \bar{C}^{(j)} \right) \left(\bar{C}_{l+s}^{(i)}(b) - \bar{C}^{(i)} \right) \left(\bar{C}_{l+s}^{(j)}(b) - \bar{C}^{(j)} \right).
\end{aligned}$$

We first consider the a_1 term. Using Proposition 1 and (11) with $k = b$,

$$\mathbb{E} \left[\left(\bar{C}_l^{(i)}(b) - \bar{C}^{(i)} \right)^2 \left(\bar{C}_l^{(j)}(b) - \bar{C}^{(j)} \right)^2 \right] = \left(\frac{n-b}{bn} \right)^2 [2\Sigma_{ij}^2 + \Sigma_{ii}\Sigma_{jj}]. \tag{17}$$

Using (17) for $\mathbb{E}[a_1]$,

$$\begin{aligned}
\mathbb{E}[a_1] &= a \left[\left(\frac{n-b}{bn} \right)^2 [2\Sigma_{ij}^2 + \Sigma_{ij}\Sigma_{jj}] \right] \\
&= a \left[\left(\frac{1}{b^2} + \frac{1}{n^2} - \frac{2}{bn} \right) [2\Sigma_{ij}^2 + \Sigma_{ii}\Sigma_{jj}] \right] = \frac{a}{b^2} [2\Sigma_{ij}^2 + \Sigma_{ii}\Sigma_{jj}] + o\left(\frac{a}{b^2}\right). \tag{18}
\end{aligned}$$

For the term a_2 , using Proposition 2, (11), and (12) with $s = b$,

$$\begin{aligned} & \mathbb{E} \left[\left(\bar{C}_l^{(i)}(b) - \bar{C}^{(i)} \right) \left(\bar{C}_l^{(j)}(b) - \bar{C}^{(j)} \right) \left(\bar{C}_{l+s}^{(i)}(b) - \bar{C}^{(i)} \right) \left(\bar{C}_{l+s}^{(j)}(b) - \bar{C}^{(j)} \right) \right] \\ &= \left[\left(\frac{n-b}{bn} \right)^2 \Sigma_{ij}^2 + \frac{\Sigma_{ii}\Sigma_{jj}}{n^2} + \frac{\Sigma_{ij}^2}{n^2} \right] = \left[\frac{\Sigma_{ij}^2}{b^2} + \frac{1}{n^2} [2\Sigma_{ij}^2 + \Sigma_{ii}\Sigma_{jj}] - \frac{2\Sigma_{ij}^2}{bn} \right]. \end{aligned} \quad (19)$$

Using (19) in calculating $\mathbb{E}[a_2]$,

$$\begin{aligned} \mathbb{E}[a_2] &= \sum_{s=1}^{a-1} \sum_{l=0}^{a-1-s} \left(\frac{\Sigma_{ij}^2}{b^2} + \frac{1}{n^2} [2\Sigma_{ij}^2 + \Sigma_{ii}\Sigma_{jj}] - \frac{2\Sigma_{ij}^2}{bn} \right) \\ &= \frac{a(a-1)}{2} \left(\frac{\Sigma_{ij}^2}{b^2} + \frac{1}{n^2} [2\Sigma_{ij}^2 + \Sigma_{ii}\Sigma_{jj}] - \frac{2\Sigma_{ij}^2}{bn} \right) \\ &= \frac{\Sigma_{ij}^2}{2} \left[\frac{(a-1)(a-2)}{b^2} \right] + o\left(\frac{a}{b^2}\right). \end{aligned} \quad (20)$$

Using (18) and (20) in (16),

$$\begin{aligned} \mathbb{E}[A_1] &= \left(\frac{1}{1-c_n} \right)^2 \left(\frac{b}{a-1} \right)^2 \mathbb{E}[a_1 + 2a_2] \\ &= \left(\frac{1}{1-c_n} \right)^2 \left(\frac{b}{a-1} \right)^2 \left[\frac{a}{b^2} [2\Sigma_{ij}^2 + \Sigma_{ii}\Sigma_{jj}] + \Sigma_{ij}^2 \left[\frac{(a-1)(a-2)}{b^2} \right] + o\left(\frac{a}{b^2}\right) \right] \\ &= \frac{1}{(1-c_n)^2} \frac{a(a-1)\Sigma_{ij}^2 + a\Sigma_{ii}\Sigma_{jj}}{(a-1)^2} + o\left(\frac{1}{a}\right). \end{aligned} \quad (21)$$

Similarly for A_2 ,

$$\mathbb{E}[A_2] = \left(\frac{c_n}{1-c_n} \right)^2 \frac{ra(ra-1)\Sigma_{ij}^2 + ra\Sigma_{ii}\Sigma_{jj}}{(ra-1)^2} + o\left(\frac{1}{a}\right). \quad (22)$$

We move on to the final term A_3 ,

A_3

$$\begin{aligned} &= -\frac{2c_n}{(1-c_n)^2} \frac{b^2/r}{(a-1)(ra-1)} \\ &\times \mathbb{E} \left\{ \left[\sum_{p=0}^{a-1} \sum_{q=rp}^{r(p+1)-1} \left(\bar{C}_l^{(i)}(b) - \bar{C}^{(i)} \right) \left(\bar{C}_l^{(j)}(b) - \bar{C}^{(j)} \right) \left(\bar{C}_l^{(i)}(b/r) - \bar{C}^{(i)} \right) \left(\bar{C}_l^{(j)}(b/r) - \bar{C}^{(j)} \right) \right] \right. \\ &\left. \times \left(\sum_{p=0}^{a-1} \sum_{q \neq rp}^{r(p+1)-1} \left[\bar{C}_l^{(i)}(b) - \bar{C}^{(i)} \right] \left(\bar{C}_l^{(j)}(b) - \bar{C}^{(j)} \right) \left(\bar{C}_l^{(i)}(b/r) - \bar{C}^{(i)} \right) \left(\bar{C}_l^{(j)}(b/r) - \bar{C}^{(j)} \right) \right] \right\}. \end{aligned}$$

For $p = 0, \dots, a-1$ and $q = rp, rp+1, \dots, r(p+1)-1$, let,

$$OL = \left(\bar{C}_p^{(i)}(b) - \bar{C}^{(i)} \right) \left(\bar{C}_q^{(j)}(b) - \bar{C}^{(j)} \right) \left(\bar{C}_p^{(i)}(b/r) - \bar{C}^{(i)} \right) \left(\bar{C}_q^{(j)}(b/r) - \bar{C}^{(j)} \right).$$

By Proposition 2, (11), (13)

$$\begin{aligned} & \mathbb{E} \left[\sum_{p=0}^{a-1} \sum_{q=rp}^{r(p+1)-1} OL \right] \\ &= ra \mathbb{E} \left[\left(\bar{C}_p^{(i)}(b) - \bar{C}^{(i)} \right) \left(\bar{C}_q^{(j)}(b) - \bar{C}^{(j)} \right) \left(\bar{C}_p^{(i)}(b/r) - \bar{C}^{(i)} \right) \left(\bar{C}_q^{(j)}(b/r) - \bar{C}^{(j)} \right) \right] \\ &= ra \left[\left(\frac{n-b}{bn} \right)^2 [\Sigma_{ij}^2 + \Sigma_{ii}\Sigma_{jj}] + \left(\frac{n-b}{bn} \right) \left(\frac{rn-b}{bn} \right) \Sigma_{ij}^2 \right] \\ &= \frac{r}{ab^2} [(a-1)^2[\Sigma_{ij}^2 + \Sigma_{ii}\Sigma_{jj}] + (a-1)(ra-1)\Sigma_{ij}^2]. \end{aligned} \quad (23)$$

Similarly, by Proposition 2, (11), (14),

$$\begin{aligned} & \mathbb{E} \left[\left(\sum_{p=0}^{a-1} \sum_{q \neq rp}^{r(p+1)-1} \left(\bar{C}_l^{(i)}(b) - \bar{C}^{(i)} \right) \left(\bar{C}_l^{(j)}(b) - \bar{C}^{(j)} \right) \left(\bar{C}_l^{(i)}(b/r) - \bar{C}^{(i)} \right) \left(\bar{C}_l^{(j)}(b/r) - \bar{C}^{(j)} \right) \right) \right] \\ &= ra(a-1) \mathbb{E} \left[\left(\bar{C}_l^{(i)}(b) - \bar{C}^{(i)} \right) \left(\bar{C}_l^{(j)}(b) - \bar{C}^{(j)} \right) \left(\bar{C}_l^{(i)}(b/r) - \bar{C}^{(i)} \right) \left(\bar{C}_l^{(j)}(b/r) - \bar{C}^{(j)} \right) \right] \\ &= ra(a-1) \left[\frac{\Sigma_{ij}^2 + \Sigma_{ii}\Sigma_{jj}}{n^2} + \left(\frac{n-b}{bn} \right) \left(\frac{rn-b}{bn} \right) \Sigma_{ij}^2 \right] \\ &= \frac{r(a-1)}{ab^2} [(a-1)(ra-1)\Sigma_{ij}^2 + (\Sigma_{ij}^2 + \Sigma_{ii}\Sigma_{jj})]. \end{aligned} \quad (24)$$

Using (23) and (24) in A_3 , we get

$$\begin{aligned} \mathbb{E}[A_3] &= \mathbb{E} \left[- \frac{2c_n}{(1-c_n)^2} \frac{b^2/r}{(a-1)(ra-1)} \left(\sum_{l=0}^{a-1} \left(\bar{C}_l^{(i)}(b) - \bar{C}^{(i)} \right) \left(\bar{C}_l^{(j)}(b) - \bar{C}^{(j)} \right) \right) \right. \\ &\quad \left. \times \left(\sum_{l=0}^{ra-1} \left(\bar{C}_l^{(i)}(b/r) - \bar{C}^{(i)} \right) \left(\bar{C}_l^{(j)}(b/r) - \bar{C}^{(j)} \right) \right) \right] \\ &= - \frac{2c_n}{(1-c_n)^2} \frac{b^2/r}{(a-1)(ra-1)} \left[\frac{r}{ab^2} [(a-1)^2[\Sigma_{ij}^2 + \Sigma_{ii}\Sigma_{jj}] + (a-1)(ra-1)\Sigma_{ij}^2] \right. \\ &\quad \left. + \frac{r(a-1)}{ab^2} [(a-1)(ra-1)\Sigma_{ij}^2 + (\Sigma_{ij}^2 + \Sigma_{ii}\Sigma_{jj})] \right] \\ &= - \frac{2c_n}{(a-c_n)^2} \frac{1}{a(ra-1)} [(a-1)[\Sigma_{ij}^2 + \Sigma_{ii}\Sigma_{jj}] + ra\Sigma_{ij}^2 + (a-1)(ra-1)\Sigma_{ij}^2 + \Sigma_{ii}\Sigma_{jj}] \\ &= - \frac{2c_n}{(1-c_n)^2} \frac{ar\Sigma_{ij}^2 + \Sigma_{ii}\Sigma_{jj}}{(ra-1)}. \end{aligned} \quad (25)$$

Combining (21), (22), and (25) in (15),

$$\begin{aligned}
& \mathbb{E}[\tilde{\Sigma}_{L,L}^{2,ij}] \\
&= \frac{1}{(1-c_n)^2} \frac{a(a-1)\Sigma_{ij}^2 + a\Sigma_{ii}\Sigma_{jj}}{(a-1)^2} + \left(\frac{c_n}{1-c_n}\right)^2 \frac{ra(ra-1)\Sigma_{ij}^2 + ra\Sigma_{ii}\Sigma_{jj}}{(ra-1)^2} \\
&\quad - \frac{2c_n}{(1-c_n)^2} \frac{ar\Sigma_{ij}^2 + \Sigma_{ii}\Sigma_{jj}}{(ra-1)} + o\left(\frac{1}{a}\right) \\
&= \frac{(ra-1)^2[a(a-1)\Sigma_{ij}^2 + a\Sigma_{ii}\Sigma_{jj}] + c_n^2(a-1)^2[ra(ra-1)\Sigma_{ij}^2 + ra\Sigma_{ii}\Sigma_{jj}]}{(1-c_n)^2(a-1)^2(ra-1)^2} + o\left(\frac{1}{a}\right) \\
&\quad - \frac{2c_n(a-1)^2(ra-1)[ar\Sigma_{ij}^2 + \Sigma_{ii}\Sigma_{jj}]}{(1-c_n)^2(a-1)^2(ra-1)^2} \\
&= \frac{a^4r^2(1-c_n)^2\Sigma_{ij}^2 + a^3\Sigma_{ii}\Sigma_{jj}(r^2 + c_n^2r - c_nr) + a^3\Sigma_{ij}^2(-r^2 - c_n^2r + 2c_nr + 4r^2c_n - 2r^2c_n^2 - 2r)}{(1-c_n)^2(a-1)^2(ra-1)^2} \\
&\quad + o\left(\frac{1}{a}\right). \tag{26}
\end{aligned}$$

Moving on to $\mathbb{E}[\tilde{\Sigma}_{L,L}^{ij}]$ and using (11),

$$\begin{aligned}
\mathbb{E}[\tilde{\Sigma}_{L,L}^{ij}] &= \mathbb{E}\left[\frac{1}{1-c_n} \frac{b}{a-1} \sum_{l=0}^{a-1} (\bar{C}_l^{(i)}(b) - \bar{C}^{(i)})(\bar{C}_l^{(j)}(b) - \bar{C}^{(j)}) \right. \\
&\quad \left. - \frac{c_n}{1-c_n} \frac{b/r}{ra-1} \sum_{l=0}^{ra-1} (\bar{C}_l^{(i)}(b/r) - \bar{C}^{(i)})(\bar{C}_l^{(j)}(b/r) - \bar{C}^{(j)})\right] \\
&= \frac{1}{1-c_n} \frac{b}{a-1} a \left(\frac{n-b}{bn}\right) \Sigma_{ij} - \frac{c_n}{1-c_n} \frac{b/r}{ra-1} ra \left(\frac{rn-b}{bn}\right) \Sigma_{ij} = \Sigma_{ij}. \tag{27}
\end{aligned}$$

Using (26) and (27) we get,

$$\begin{aligned}
& \text{Var}(\tilde{\Sigma}_{L,L}^{ij}) \\
&= \mathbb{E}[\tilde{\Sigma}_{L,L}^{2,ij}] - (\mathbb{E}[\tilde{\Sigma}_{L,L}^{ij}])^2 \\
&= \frac{a^4r^2(1-c_n)^2\Sigma_{ij}^2 + a^3\Sigma_{ii}\Sigma_{jj}(r^2 + c_n^2r - c_nr) + a^3\Sigma_{ij}^2(4r^2c_n - 2r^2c_n^2 - 2r - r^2 - c_n^2r + 2c_nr)}{(1-c_n)^2(a-1)^2(ra-1)^2} \\
&\quad - \Sigma_{ij}^2 + o\left(\frac{1}{a}\right) + o\left(\frac{1}{a}\right) \\
&= \frac{a^3\Sigma_{ii}\Sigma_{jj}(r^2 + c_n^2r - 2rc_n)}{(1-c_n)^2(a-1)^2(ra-1)^2} \\
&\quad + \frac{a^3\Sigma_{ij}^2(4r^2c_n - 2r^2c_n^2 - 2r - r^2 - c_n^2r + 2c_nr + 2r + 2r^2 + 2rc_n^2 + 2r^2c_n^2 - 4rc_n - 4r^2c_n)}{(1-c_n)^2(a-1)^2(ra-1)^2}
\end{aligned}$$

$$\begin{aligned}
&= \frac{a^3(\Sigma_{ij}^2 + \Sigma_{ii}\Sigma_{jj})(r^2 + c_n^2 r - 2rc_n)}{(1 - c_n)^2(a - 1)^2(ra - 1)^2} + o\left(\frac{1}{a}\right) \\
&= \frac{(\Sigma_{ij}^2 + \Sigma_{ii}\Sigma_{jj})(r^2 + c_n^2 r - 2rc_n)}{(1 - c_n)^2 r^2 a} + o\left(\frac{1}{a}\right) \\
&= \left[\frac{1}{r} + \frac{r - 1}{r(1 - c_n)^2}\right] \frac{(\Sigma_{ij}^2 + \Sigma_{ii}\Sigma_{jj})}{a} + o\left(\frac{1}{a}\right).
\end{aligned}$$

To show that this is equivalent to the variance of the lugsail BM estimator, define

$$\eta\left(\hat{\Sigma}_L^{ij}, \tilde{\Sigma}_L^{ij}\right) = \text{Var}\left(\hat{\Sigma}_L^{ij} - \Sigma_{ij}\tilde{\Sigma}_L^{ij}\right) + 2\Sigma_{ij}\text{E}\left[\left(\tilde{\Sigma}_L^{ij} - \text{E}\tilde{\Sigma}_L^{ij}\right)\left(\hat{\Sigma}_L^{ij} - \Sigma_{ij}\tilde{\Sigma}_L^{ij}\right)\right].$$

Using Cauchy-Schwarz inequality and Lemma 1

$$\begin{aligned}
\left|\eta\left(\hat{\Sigma}_L^{ij}, \tilde{\Sigma}_L^{ij}\right)\right| &= \left|\text{Var}\left(\hat{\Sigma}_L^{ij} - \Sigma_{ij}\tilde{\Sigma}_L^{ij}\right) + 2\Sigma_{ij}\text{E}\left[\left(\tilde{\Sigma}_L^{ij} - \text{E}\tilde{\Sigma}_L^{ij}\right)\left(\hat{\Sigma}_L^{ij} - \Sigma_{ij}\tilde{\Sigma}_L^{ij}\right)\right]\right| \\
&\leq \left|\text{E}\left[\left(\hat{\Sigma}_L^{ij} - \Sigma_{ij}\tilde{\Sigma}_L^{ij}\right)^2\right] + 2\Sigma_{ij}\left(\text{E}\left[\left(\hat{\Sigma}_L^{ij} - \Sigma_{ij}\tilde{\Sigma}_L^{ij}\right)^2\right]\text{Var}\left(\tilde{\Sigma}_L^{ij}\right)\right)^{1/2}\right| \\
&= o(1) + 2\Sigma_{ij}\left(o(1)\left(O\left(\frac{b}{n}\right) + o\left(\frac{b}{n}\right)\right)\right)^{1/2} = o(1).
\end{aligned}$$

Next,

$$\begin{aligned}
\text{Var}\left(\hat{\Sigma}_L^{ij}\right) &= \text{E}\left[\left(\hat{\Sigma}_L^{ij} - \text{E}\left[\hat{\Sigma}_L^{ij}\right]\right)^2\right] \\
&= \text{E}\left[\left(\hat{\Sigma}_L^{ij} \pm \Sigma_{ij}\tilde{\Sigma}_L^{ij} \pm \Sigma_{ij}\text{E}\left[\tilde{\Sigma}_L^{ij}\right] - \text{E}\left[\hat{\Sigma}_L^{ij}\right]\right)^2\right] \\
&= \text{E}\left[\left(\left(\hat{\Sigma}_L^{ij} - \Sigma_{ij}\tilde{\Sigma}_L^{ij}\right) + \left(\Sigma_{ij}\tilde{\Sigma}_L^{ij} - \Sigma_{ij}\text{E}\left[\tilde{\Sigma}_L^{ij}\right]\right) - \left(\text{E}\left[\hat{\Sigma}_L^{ij}\right] - \Sigma_{ij}\text{E}\left[\tilde{\Sigma}_L^{ij}\right]\right)\right)^2\right] \\
&= \Sigma_{ij}^2\text{E}\left[\left(\tilde{\Sigma}_L^{ij} - \text{E}\left[\tilde{\Sigma}_L^{ij}\right]\right)^2\right] + \text{E}\left[\left(\left(\hat{\Sigma}_L^{ij} - \Sigma_{ij}\tilde{\Sigma}_L^{ij}\right) - \left(\text{E}\left[\hat{\Sigma}_L^{ij}\right] - \Sigma_{ij}\text{E}\left[\tilde{\Sigma}_L^{ij}\right]\right)\right)^2\right] \\
&\quad + 2\Sigma_{ij}\text{E}\left[\left(\tilde{\Sigma}_L^{ij} - \text{E}\tilde{\Sigma}_L^{ij}\right)\left[\left(\hat{\Sigma}_L^{ij} - \Sigma_{ij}\tilde{\Sigma}_L^{ij}\right) - \text{E}\left(\hat{\Sigma}_L^{ij} - \Sigma_{ij}\tilde{\Sigma}_L^{ij}\right)\right]\right] \\
&= \Sigma_{ij}^2\text{Var}\left(\tilde{\Sigma}_L^{ij}\right) + \eta\left(\hat{\Sigma}_L^{ij}, \tilde{\Sigma}_L^{ij}\right) + o(1) \\
&= (\Sigma_{ij}^2 + \Sigma_{ii}\Sigma_{jj})\left[\frac{1}{r} + \frac{r - 1}{r(1 - c_n)^2}\right]\frac{b}{n} + o\left(\frac{b}{n}\right) + o(1).
\end{aligned}$$

□

References

Aktaran-Kalaycı, T., Alexopoulos, C., Argon, N. T., Goldsman, D., and Wilson, J. R. (2007). Exact expected values of variance estimators for simulation. *Naval Research Logistics*

(*NRL*), 54:397–410.

Anderson, T. W. (1971). *The Statistical Analysis of Time Series*. John Wiley & Son, New York.

Andrews, D. W. (1991). Heteroskedasticity and autocorrelation consistent covariance matrix estimation. *Econometrica*, 59:817–858.

Berg, A. and Politis, D. N. (2009). Higher-order accurate polyspectral estimation with flat-top lag-windows. *Annals of the Institute of Statistical Mathematics*, 61:477–498.

Boashash, B. (1992). Estimating and interpreting the instantaneous frequency of a signal. II. algorithms and applications. *Proceedings of the IEEE*, 80:540–568.

Chan, K. W. and Yau, C. Y. (2017a). Automatic optimal batch size selection for recursive estimators of time-average covariance matrix. *Journal of the American Statistical Association*, 112:1076–1089.

Chan, K. W. and Yau, C. Y. (2017b). High-order corrected estimator of asymptotic variance with optimal bandwidth. *Scandinavian Journal of Statistics*, 44(4):866–898.

Chen, D.-F. R. and Seila, A. F. (1987). Multivariate inference in stationary simulation using batch means. In *Proceedings of the 19th Conference on Winter Simulation*, pages 302–304. ACM.

Chien, C.-H., Goldsman, D., and Melamed, B. (1997). Large-sample results for batch means. *Management Science*, 43:1288–1295.

Dai, N. and Jones, G. L. (2017). Multivariate initial sequence estimators in Markov chain Monte Carlo. *Journal of Multivariate Analysis*, 159:184–199.

Damerджи, H. (1995). Mean-square consistency of the variance estimator in steady-state simulation output analysis. *Operations Research*, 43(2):282–291.

De Jong, R. M. (2000). A strong consistency proof for heteroskedasticity and autocorrelation consistent covariance matrix estimators. *Econometric Theory*, 16:262–268.

den Haan, W. J. and Levin, A. T. (1996). Inferences from parametric and non-parametric covariance matrix estimation procedures. Technical report, National Bureau of Economic Research.

den Haan, W. J. and Levin, A. T. (1997). A practitioner’s guide to robust covariance matrix estimation. *Handbook of Statistics*, 15:299–342.

- den Haan, W. J. and Levin, A. T. (2000). Robust covariance matrix estimation with data-dependent VAR prewhitening order. Technical report, National Bureau of Economic Research.
- Dingç, K. D., Alexopoulos, C., Goldsman, D., Wilson, J. R., Chiu, W., and Aktaran-Kalaycı, T. (2015). Jackknifed variance estimators for simulation output analysis. In *2015 Winter Simulation Conference (WSC)*, pages 459–471. IEEE.
- Doss, C. R., Flegal, J. M., Jones, G. L., and Neath, R. C. (2014). Markov chain Monte Carlo estimation of quantiles. *Electronic Journal of Statistics*, 8:2448–2478.
- Flegal, J. M. and Jones, G. L. (2010). Batch means and spectral variance estimators in Markov chain Monte Carlo. *The Annals of Statistics*, 38:1034–1070.
- Geyer, C. J. (1992). Practical Markov chain Monte Carlo (with discussion). *Statistical Science*, 7:473–511.
- Glynn, P. W. and Whitt, W. (1992). The asymptotic validity of sequential stopping rules for stochastic simulations. *The Annals of Applied Probability*, 2:180–198.
- Gunawan, T. S. (2008). On the optimal window shape for genomic signal processing. In *2008 International Conference on Computer and Communication Engineering*, pages 252–255. IEEE.
- Hannan, E. J. (1970). *Multiple Time Series*. Wiley (New York, NY).
- Hartigan, L. (2018). Alternative HAC covariance matrix estimators with improved finite sample properties. *Computational Statistics & Data Analysis*, 119:55–73.
- Ibragimov, I. A. and Linnik, Y. V. (1971). *Independent and Stationary Sequences of Random Variables*. Walters-Noordhoff, The Netherlands.
- Janssen, P. H. M. and Stoica, P. (1988). On the expectation of the product of four matrix-valued Gaussian random variables. *IEEE Transactions on Automatic Control*, 33:867–870.
- Jentsch, C. and Politis, D. N. (2015). Covariance matrix estimation and linear process bootstrap for multivariate time series of possibly increasing dimension. *The Annals of Statistics*, 43:1117–1140.
- Jones, G. L. (2004). On the Markov chain central limit theorem. *Probability Surveys*, 1:299–320.
- Kiefer, N. M. and Vogelsang, T. J. (2002a). Heteroskedasticity-autocorrelation robust standard errors using the Bartlett kernel without truncation. *Econometrica*, 70:2093–2095.

- Kiefer, N. M. and Vogelsang, T. J. (2002b). Heteroskedasticity-autocorrelation robust testing using bandwidth equal to sample size. *Econometric Theory*, 18(6):1350–1366.
- Kiefer, N. M. and Vogelsang, T. J. (2005). A new asymptotic theory for heteroskedasticity-autocorrelation robust tests. *Econometric Theory*, 21:1130–1164.
- Kosorok, M. R. (2000). Monte Carlo error estimation for multivariate Markov chains. *Statistics & Probability Letters*, 46:85–93.
- Kuelbs, J. and Philipp, W. (1980). Almost sure invariance principles for partial sums of mixing B-valued random variables. *The Annals of Probability*, 8:1003–1036.
- Lazarus, E., Lewis, D. J., Stock, J. H., and Watson, M. W. (2018). HAR inference: Recommendations for practice. *Journal of Business & Economic Statistics*, 36(4):541–559.
- Liu, Y. and Flegal, J. M. (2018). Weighted batch means estimators in Markov chain Monte Carlo. *Electronic Journal of Statistics*, 12:3397–3442.
- Liu, Y., Vats, D., and Flegal, J. M. (2018). Batch size selection for variance estimators in MCMC. *arXiv preprint arXiv:1804.05975*.
- Müller, U. K. (2007). A theory of robust long-run variance estimation. *Journal of Econometrics*, 141:1331–1352.
- Müller, U. K. (2014). HAC corrections for strongly autocorrelated time series. *Journal of Business & Economic Statistics*, 32:311–322.
- Newey, W. K. and West, K. D. (1987). A simple, positive semi-definite, heteroskedasticity and autocorrelation consistent covariance matrix. *Econometrica*, 55:703–708.
- Parzen, E. (1957). On consistent estimates of the spectrum of a stationary time series. *The Annals of Mathematical Statistics*, pages 329–348.
- Phillips, P. C., Sun, Y., and Jin, S. (2006). Spectral density estimation and robust hypothesis testing using steep origin kernels without truncation. *International Economic Review*, 47(3):837–894.
- Politis, D. N. and Romano, J. P. (1995). Bias-corrected nonparametric spectral estimation. *Journal of Time Series Analysis*, 16:67–103.
- Politis, D. N. and Romano, J. P. (1996). On flat-top kernel spectral density estimators for homogeneous random fields. *Journal of Statistical Planning and Inference*, 51:41–53.
- Priestley, M. B. (1981). *Spectral analysis and time series*. Academic press, London.

- Simonoff, J. S. (1993). The relative importance of bias and variability in the estimation of the variance of a statistic. *Journal of the Royal Statistical Society: Series D (The Statistician)*, 42:3–7.
- Song, W. T. and Schmeiser, B. W. (1995). Optimal mean-squared-error batch sizes. *Management Science*, 41:110–123.
- Sun, Y., Phillips, P. C., and Jin, S. (2008). Optimal bandwidth selection in heteroskedasticity–autocorrelation robust testing. *Econometrica*, 76:175–194.
- Tjøstheim, D. (1990). Non-linear time series and Markov chains. *Advances in Applied Probability*, 22:587–611.
- Vats, D., Flegal, J. M., and Jones, G. L. (2018). Strong consistency of multivariate spectral variance estimators in Markov chain Monte Carlo. *Bernoulli*, 24:1860–1909.
- Vats, D., Flegal, J. M., and Jones, G. L. (2019). Multivariate output analysis for Markov chain Monte Carlo. *Biometrika*, 106:321–337.
- White, H. (1980). A heteroskedasticity-consistent covariance matrix estimator and a direct test for heteroskedasticity. *Econometrica*, pages 817–838.
- Wilhelm, D. (2015). Optimal bandwidth selection for robust generalized method of moments estimation. *Econometric Theory*, 31:1054–1077.
- Zeidler, E. (2013). *Nonlinear Functional Analysis and Its Applications: II/B: Nonlinear Monotone Operators*. Springer Science & Business Media.