

G7.7-3.7: a young supernova remnant probably associated with the guest star in 386 CE (SN 386)

PING ZHOU (周平),<sup>1,2</sup> JACCO VINK,<sup>1,3,4</sup> GENG LI (黎耕),<sup>5,6</sup> AND VLADIMÍR DOMČEK<sup>1,3</sup>

<sup>1</sup>*Anton Pannekoek Institute for Astronomy, University of Amsterdam, Science Park 904, 1098 XH Amsterdam, The Netherlands*

<sup>2</sup>*School of Astronomy and Space Science, Nanjing University, 163 Xianlin Avenue, Nanjing, 210023, China*

<sup>3</sup>*GRAPPA, University of Amsterdam, Science Park 904, 1098 XH Amsterdam, The Netherlands*

<sup>4</sup>*SRON, Netherlands Institute for Space Research, Sorbonnelaan 2, 3584 CA Utrecht, The Netherlands*

<sup>5</sup>*National Astronomical Observatories, Chinese Academy of Sciences, 20A Datun Road, Chaoyang District, Beijing 100101, China*

<sup>6</sup>*School of Astronomy and Space Science, University of Chinese Academy of Sciences, No.19A Yuquan Road, Shijingshan District, Beijing 100049, China*

Submitted to ApJL

ABSTRACT

Although the Galactic supernova rate is about 2 per century, only few supernova remnants are associated with historical records. There are a few ancient Chinese records of “guest stars” that are probably sightings of supernovae for which the associated supernova remnant is not established. Here we present an X-ray study of the supernova remnant G7.7–3.7, as observed by *XMM-Newton*, and discuss its probable association with the guest star of 386 CE. This guest star occurred in the ancient Chinese asterism *Nan-Dou*, which is part of *Sagittarius*. The X-ray morphology of G7.7–3.7 shows an arc-like feature in the SNR south, which is characterized by an under-ionized plasma with sub-solar abundances, a temperature of 0.4–0.8 keV, and a density of  $\sim 0.5(d/4 \text{ kpc})^{-0.5} \text{ cm}^{-3}$ . A small shock age of  $1.2 \pm 0.6(d/4 \text{ kpc})^{0.5} \text{ kyr}$  is inferred from the low ionization timescale of  $2.4_{-1.3}^{+1.1} \times 10^{10} \text{ cm}^{-3} \text{ s}$  of the X-ray arc. The low foreground absorption ( $N_{\text{H}} = 3.5 \pm 0.5 \times 10^{21} \text{ cm}^{-2}$ ) of G7.7–3.7 made the supernova explosion visible to the naked eyes on the Earth. The position of G7.7–3.7 is consistent with the event of 386 CE, and the X-ray properties suggest that also its age is consistent. Interestingly, the association between G7.7–3.7 and guest star 386 would suggest the supernova to be a low-luminosity supernova, in order to explain the not very long visibility (2–4 months) of the guest star.

*Keywords:* ISM: individual objects (G7.7–3.7; SN 386)—ISM: supernova remnants — supernovae: general

1. INTRODUCTION

The energetic explosions of supernovae (SNe) are among the brightest events in a galaxy, but have a short-lived brightness which quickly declines a few magnitudes within a year. A SN rate of about 2 per century (Reed 2005; Diehl & Statler 2006) indicates tens of Galactic SNe were exploded in the past two millenniums. However, only a few nearby SNe were observed with naked eyes and recorded by ancient astronomers. The debris of these historical transient events are now among the youngest members of Galactic supernova remnant (SNR) population. Historical SNRs play an important

role in mutual understanding of SNR physics and ancient Astronomy, and have received most ample attention. The well recorded group of historical SNRs includes Type Ia SNRs such as Tycho’s (SN 1572) and Kepler’s SNRs (SN 1064), SN 1006, as well as Type II SNRs Crab (SN 1054, a.k.a. guest star “Tian-Guan”) and 3C58 (likely SN 1181, see Green & Stephenson 2003, and references therein). Among them, 3C58 is regarded as a probable remnant of SN 1181, as the slow expansion of the pulsar wind nebula and the coolness of the pulsar are better explained if the SNR is older than 2000 yr (e.g., Bietenholz et al. 2001; Slane et al. 2002; Fesen et al. 2008).

The long duration transients that occurred more than a thousand years ago, mainly in Chinese records (Xi 1955; Hsi 1957; Xi & Bo 1965), may provide crucial

clues for finding other young SNRs. It is more difficult to establish a clear association between SNRs and the records, given the uncertainties of derived SNR ages and the vague position in ancient texts. Despite the difficulties, RCW 86 has been considered as a probable SNR of the guest star observed in 185 CE that was visible for 20 or 8 months (e.g., [Westerlund 1969](#); [Clark & Stephenson 1977](#); [Vink et al. 2006](#)). RX J1713.7-3946 is suggested to be the SNR of the guest star in 393 CE (e.g., [Wang et al. 1997](#)). Guest star 393 appeared during *Jin* (晉) Dynasty, when two other long-duration guest stars were reported in 386 CE (2–4 months) and 369 CE (7–9 months, see [Xi 1955](#); [Xi & Bo 1965](#), and references therein).

The earliest available record of guest star 386 was found in Song Shu (宋書): *3rd month, 11th year of the Tai-Yuan reign-period of Jin dynasty, there was a guest star at Nan-Dou (南斗) until 6th month when it was extinguished* (see [Hsi 1957](#); [Clark & Stephenson 1977](#)). The records are very much similar in the later text sources *Jin Shu* (晉書), *Tong Zhi* (通志), *Wen Xian Tong Kao* (文獻通考), but shortened, probably because they transcribed the same earlier record. The ancient Chinese asterism *Nan-Dou* (a.k.a. *Dou*, Southern Dipper or Dipper), as part of Sagittarius, is composed of six stars in the Galactic coordinates range  $l = 6^\circ 9' - 10^\circ 0'$ ,  $b = -1^\circ 6' - -15^\circ 4'$ . *Nan-Dou* or *Dou* can also refer to a lunar mansion that covers a range of right ascension and a few asterisms including *Nan-Dou* asterism itself (R.A.= $17^h 15^m$  to  $18^h 50^m$ ; see [Stephenson & Green 2002](#)). It is an enigma whether *Nan-Dou* meant an asterism or a lunar mansion for guest star 386, but if a young remnant with a consistent age is detected in *Nan-Dou* asterism, it would provide a support for the former meaning.

SNR G11.2–0.3 was initially regarded as the prime candidate remnant of the guest star ([Clark & Stephenson 1977](#); [Green & Stephenson 2003](#)), but was recently ruled out, since it cannot have been visible by the naked eye, given its distance and large extinction ( $A_V = 16 \pm 2$ , [Borkowski et al. 2016](#)). Another candidate SNR, G7.7–3.7, is located in *Nan-Dou* asterism ([Stephenson & Green 2002](#)). However, the age of it is unclear limited by the very few studies and observations. It has a shell-like morphology in the radio band ([Milne et al. 1986](#); [Milne 1987](#); [Dubner et al. 1996](#)). The empirical  $\Sigma$ – $D$  (radio surface-brightness – distance) relation, which has considerable scatter, provides a very rough SNR-distance of  $\sim 3.2$ – $6$  kpc ([Milne et al. 1986](#); [Pavlovic et al. 2014](#)). The distance was suggested to be closer than 6 kpc, otherwise, the SNR would be unusually far out of the Galactic plane ([Milne et al. 1986](#)).

An X-ray imaging study with short-exposure *XMM-Newton* data in 2005 (partially covering the SNR)

showed that G7.7–3.7 contains an X-ray feature in the south and a point-like source in the north-east ([Giacani et al. 2010](#)).

Motivated by the need to link young SNRs with early historical records, and the uncertain association of the SNR with the guest star of 386, we performed an analysis of the SNR G7.7–3.7. We report here that G7.7–3.7 is indeed a young SNR in *Nan-Dou*, and suggest that it is the remnant of the guest star 386 (SN 386), according our X-ray imaging and spectroscopic analysis of this remnant.

## 2. DATA

G7.7–3.7 was observed with *XMM-Newton* in 2005 (obs. ID:0304220401, PI: E. Gotthelf) and 2012 (obs. ID:0671170101, PI: M. Smith). The whole SNR was covered by the pn and MOS cameras of the 2012 observation, which were operating in full frame mode with a thin filter. The 2005 observation was targeted to the nearby point source AX J1817.6–2401, and pn/MOS cameras were in full frame/small window mode with a medium filter. For this observation, the X-ray emitting region of G7.7–3.7 was fully covered by MOS2 camera at an off-axis region, partially covered by MOS1 camera, but were missed by the pn camera. Therefore, we use the MOS2 data in 2005 and all the MOS and pn data in 2012. The total exposure times were 13 and 40 ks, respectively, but both observations suffered soft proton flares in most of the observation time. After removing the high background periods from the events, the screened exposure time in 2012 is 6.3, 7.5 and 6.6 ks for pn, MOS1 and MOS2, respectively, and the net exposure time of the MOS2 data in 2005 is only 2.9 ks.

The *XMM-Newton* data were reduced using the Science Analysis System software (SAS, vers. 16.1.0)<sup>1</sup>. We used XSPEC (vers. 12.10.0c)<sup>2</sup> with AtomDB 3.0.9<sup>3</sup> and and SPEX (vers. 3.0.4) with SPEXACT 3.04 atomic tables ([Kaastra et al. 1996](#)) for a comparative spectral analysis. The fitting statistics method employed was C-statistics ([Cash 1979](#)).

We also retrieved the 1.4 GHz radio continuum data from NRAO VLA Sky Survey (NVSS, [Condon et al. 1998](#)) for a comparison with the X-ray data.


## 3. X-RAY ANALYSIS OF G7.7–3.7

The X-ray image of G7.7–3.7 in 0.3–3 keV reveals an arc-like feature in the south (see Figure 1), which is un-

<sup>1</sup> <https://www.cosmos.esa.int/web/xmm-newton/download-and-install-sas>

<sup>2</sup> <https://heasarc.gsfc.nasa.gov/xanadu/xspec/>

<sup>3</sup> <http://www.atomdb.org/>



**Figure 1.** A composite image of G7.7–3.7 in X-ray (cyan) and 1.4 GHz radio bands (red). The X-ray image was made using the *XMM-Newton* pn and MOS data in 2012 (obs. ID: 0671170101). It was vignetting-corrected, instrumental-background-subtracted and adaptively smoothed to reach a  $S/N=10$ .

like the radio emission that delineates the SNR’s boundary (see [Dubner et al. 1996](#), for a study in radio band). There seems to be an anti-correlation of the brightness between X-ray and radio emission along the arc: the radio emission is brightest in the arc center, where the X-ray emission is fainter. Although the southern arc is the only bright X-ray feature in G7.7–3.7, very dim, diffuse X-ray emission is detected inside the eastern radio boundary.

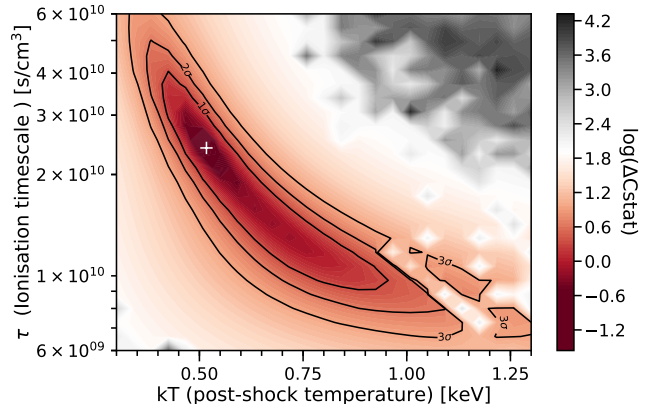
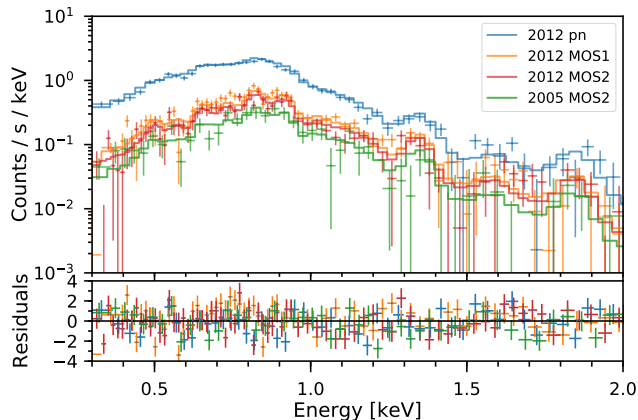
To study the properties of the X-ray arc of G7.7–3.7, we extracted spectra from the region surrounding the arc (see the dashed region in Figure 1). The background is subtracted from a nearby source-free region. Four groups of spectra are extracted, from the pn/MOS1/MOS2 observation in 2012, and MOS2 observation in 2005. The left panel of figure 2 shows the spectra optimally binned ([Kaastra & Bleeker 2016](#)) using the *Obin* command in SPEX. The detected X-ray photons mainly have an energy below 2 keV. A He-like Mg line is clearly detected at 1.33 keV and a He-like Si bump is shown at  $\sim 1.85$  keV, indicating a thermal origin of the emission. We also tested an absorbed power-law model plus a Gaussian line at 1.33 keV, which results in unacceptable fit (reduced chi-squared  $\chi^2_{\nu} = 2.4$  in XSPEC) and an extremely steep photon index (9.5). This further supports that the X-ray spectra are dominated by thermal emission. We therefore applied an

absorbed non-equilibrium ionization (NEI) model (*vnei* in XSPEC and *neij* in SPEX) to jointly fit the 4 spectra above 0.3 keV. The NEI model was employed with the following free parameters: electron temperature  $kT$ , ionization timescale  $\tau = n_e t$ , abundances of elements O, Ne, Mg, Si, Fe, and normalization scaled with the volume emission measure. For the analysis with SPEX, we applied the absorption model *hot* and solar abundances from [Lodders et al. \(2009\)](#). For XSPEC, we used the absorption model *tbabs* ([Wilms et al. 2000](#)) and the solar abundances from [Asplund et al. \(2009\)](#). Each individual spectrum used in XSPEC is adaptively binned to achieve a background-subtracted signal-to-noise ratio (S/N) of three.

The absorbed NEI models well describe the spectra, as shown in the left panel of Figure 2 (SPEX model). In spite of differences in the two spectral fitting packages and binning methods, we found the best-fit results are similar to each other, except that the XSPEC analysis provides tighter constraints on the parameters, as summarized in Table 1. Hereafter, we conservatively use the results obtained with SPEX, considering that it provides uncertainty ranges mostly covering those from XSPEC. The low foreground absorption  $N_H = 3.5 \pm 0.5 \times 10^{21} \text{ cm}^{-2}$  implies that G7.7–3.7 is not much absorbed compared to many other SNRs toward the Galactic center. The spectra are characterized by an under-ionized thermal component with an electron temperature  $kT = 0.5^{+0.3}_{-0.1}$  keV and sub-solar abundances. The low abundances suggest that the X-ray emission is from shocked interstellar medium rather than from the ejecta. The electron temperature  $kT$  and ionization timescale  $\tau$  show a degeneracy in spectral fit as shown in the right panel of Figure 2, with higher fitted  $kT$  values accompanied with lower fitted  $\tau$ .

The density of the gas,  $n_H$ , is calculated using the best-fit X-ray volume emission measure (from the parameter  $norm = 10^{-14}/(4\pi d^2) \int n_e n_H dV$ ), where  $d$  is the SNR distance,  $n_e$  and  $n_H$  are the electron and H densities in a volume  $V$ , and  $n_e = 1.2n_H$  for fully ionized plasma. As the spectra are selected from an arc-like region with a thickness of  $2'$ , we assume that the geometry of the X-ray-emitting region is a thin cap with apex angle of  $52^\circ 8'$  (length is  $8'$ ) and a radius the same as the SNR’s radius  $R = 9'$ . We adopt one twelfth  $R$  as the thickness of the cap, which is the expected thickness of the shell for a uniform density  $\rho_0$  and a shock compression ratio of four

<sup>4</sup> <https://heasarc.gsfc.nasa.gov/xanadu/xspec/manual/node190.html>



**Figure 2.** Left: The spectra of the southern arc fitted with an absorbed *neij* model. The residuals = (data-model)/model. Right: The correlation between the best-fit ionization timescale  $\tau$  and post-shock temperature  $kT$ , overlaid with the 1, 2, and 3- $\sigma$  confidence levels (SPEX results).

**Table 1.** X-ray spectral fit results with 1- $\sigma$  uncertainties

Parameter	XSPEC results	SPEX results
$N_{\text{H}}$ ( $10^{21}$ cm $^{-2}$ )	$3.4 \pm 0.4$	$3.5 \pm 0.5$
$kT$ (keV)	$0.61^{+0.10}_{-0.09}$	$0.52^{+0.30}_{-0.08}$
O	$0.30 \pm 0.05$	$0.32^{+0.09}_{-0.04}$
Ne	$0.64^{+0.12}_{-0.11}$	$0.45^{+0.15}_{-0.07}$
Mg	$0.43^{+0.11}_{-0.09}$	$0.48^{+0.13}_{-0.09}$
Si	$0.48^{+0.19}_{-0.17}$	$0.61^{+0.14}_{-0.12}$
Fe	$0.56^{+0.12}_{-0.10}$	$0.70^{+0.14}_{-0.12}$
$\tau$ ( $10^{10}$ cm $^{-3}$ s)	$2.7^{+0.9}_{-0.6}$	$2.4^{+1.1}_{-1.3}$
norm (cm $^{-5}$ )	$2.4^{+1.3}_{-0.8} \times 10^{-3}$	$3.2^{+2.2}_{-1.8} \times 10^{-3}$
C-Stat.	339.66	391.69
$\chi^2/\text{d.o.f}$	345.00/306	306.90/239

$(4\pi R^2 \Delta R (4\rho_0) = 4\pi/3R^3 \rho_0)$ . The thickness of  $1/12R$  is found to be a good approximation, since the projection effect of the cap can result in a visual thickness of  $1/6$ . The larger point-spread-function at an off-axis region of *XMM-Newton* and our adaptive smoothing procedure can further smooth the arc to reach the thickness of  $\sim 2'$ . As a result, the plasma density is estimated to be  $n_{\text{H}} = 0.53^{+0.18}_{-0.15} d_4^{-0.5}$  cm $^{-3}$ , where  $d_4 = d/(4 \text{ kpc})$  is the distance scaled to 4 kpc.

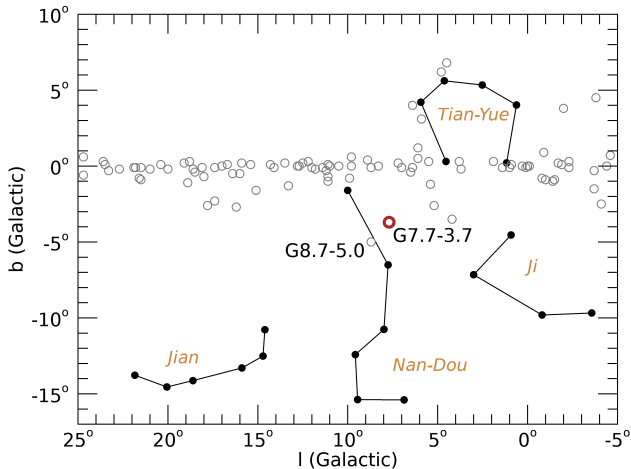
An SNR age can be inferred from the ionization timescale  $\tau$  if its plasma has not reached ionization equilibrium. For under-ionized plasma,  $\tau$  is defined as a product of the electron density and the time elapse since the gas is shock heated ( $\tau = n_{\text{e}} t$ ). The shock age  $t$  of G7.7–3.7 estimated to be  $1.2 \pm 0.6 d_4^{0.5}$  kyr, given the low ionization timescale  $\tau = 2.4^{+1.1}_{-1.3} \times 10^{10}$  cm $^{-3}$  s and the best-fit H density. The small shock age implies that G7.7–3.7 is a young SNR that could possibly have been observed by ancient astronomers.

G7.7–3.7 does not show evidence for synchrotron X-ray emission or bright thermal emission with enhanced metal abundances in the hard X-ray band, which is unlike other young/historical SNRs. Nevertheless, if this hard component is very faint, it could not be easily detected with the  $< 10$  ks observations. Note that the SNR is likely expanding into a low-density ( $\lesssim 0.1$  cm $^{-3}$ ) environment, which explains its low X-ray brightness. The ambient density is likely non-uniform, as indicated by the not so spherical radio morphology and the enhanced X-ray emission in the south.

#### 4. IS G7.7–3.7 THE REMNANT FROM GUEST STAR 386?

G7.7–3.7 is located near the stars *Nan-Dou V* ( $\lambda$  Sgr) and *Nan-Dou VI* ( $\mu$  Sgr) in the ancient Chinese asterism *Nan-Dou*, Figure 3 shows *Nan-Dou* and other three nearby asterisms, where the known SNRs (Green 2014; Ferrand & Safi-Harb 2012) are over-plotted for comparison. G7.7–3.7 and G8.7–5.0 are the known SNRs nearest to the center of *Nan-Dou*. There are very limited studies of the latter SNR. It has a diameter of  $26'$  in radio band (Reich et al. 1988, 1990), slightly larger than G7.7–3.7. We didn't find any information for the age of G8.7–5.0. Moreover, checking the X-ray archival data by ROSAT, Swift or *XMM-Newton*, we did not find evidence for X-ray emission from this object. This suggests that G8.7–5.0 is an old remnant, and, therefore, unlikely to be the remnant of 386 CE. The youth ( $< 2000$  yr) of G7.7–3.7 indicates that it is the more probable remnant of the guest star 386 that appeared at *Nan-Dou*.

The record of guest star 386 is the only historical record matching G7.7–3.7, given the SNR's age ( $0.6$ – $1.8 d_4^{0.5}$  kyr for 1- $\sigma$  uncertainty), the position, and expected SN brightness. Guest star 386 appeared more than 2 months in *Nan-Dou*, while other guest stars in the



**Figure 3.** The ancient Chinese asterism *Nan-Dou* and three nearby asterisms. The known SNRs are shown with open circles. G7.7–3.7 is denoted with a thick open circle.

same asterism had short-term visibility. The long time the guest star was visible is more probable to G7.7–3.7, since its SN explosion should be bright enough to be observed with naked eyes on the Earth (see Section 5).

It is unlikely that G7.7–3.7 is associated with another guest star in that part of the sky: A guest star was recorded to appear near *Kui* of *Nan-Dou* (the four southern stars in Figure 3) on Feb 8, 1011 (Song Shi; 宋史; Wen Xian Tong Kao; Xi 1955). The position does not agree with that of G7.7–3.7 and the time is too short to be considered as a SN. For the duration problem, we also rule out another short-term transient event called *Xing-Bo* (星孛; brushy star) that appeared in *Nan-Dou* in November, 1375 (Guang Dong Tong Zhi; 廣東通志; Xi & Bo 1965). Moreover, there is no other matchable record for G7.7–3.7 from the SN/novae-like events recorded during 532 BC and 386 CE (Hsi 1957; Clark & Stephenson 1977). Therefore, we suggest that guest star 386 is an SN that resulted in G7.7–3.7, given the consistent age and position. Vice versa, if we except that G7.7–3.7 is less than 2000 yr old, there is no other historical record of the SN event than SN 386.

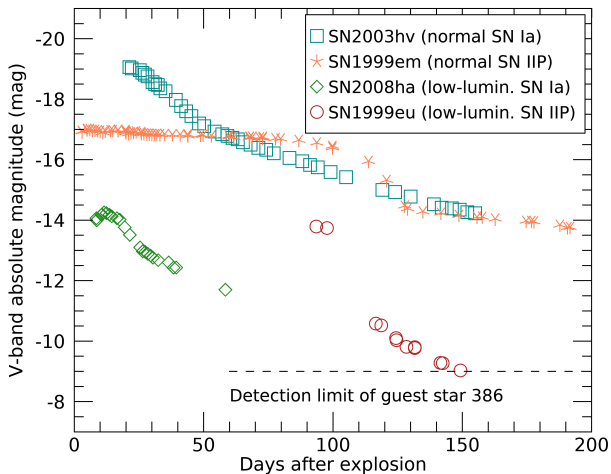
### 5. ON THE RELATIVELY SHORT VISIBILITY OF THE GUEST STAR

Guest star 386 was only visible with naked eyes during 2–4 months (Apr 15/May 14–Jul 13/Aug 10, 386, Xi & Bo 1965), shorter than the duration of all other well-studied historical SNe with visibilities from half a year to 3 years. Since *Nan-Dou* was visible in the night sky from February to September 386 at Jiankang (currently Nanjing; the capital of *Jin* at that time), the 2–4

months duration of the guest star is likely intrinsic to the guest star, and not due to the visibility of that part of the sky before April or after August. The asterism was visible from January till October, but in January only near dawn and October early in the evening. Since once a guest star is detected one can keep following it, the disappearance in August means the guest star was too faint to see with the naked eye. However, we cannot completely rule out that the guest star may have escaped attention when the asterism became first visible during the night in January or February and was only noticed in April. However, for the present discussion we adopt the more likely possibility that the guest star was only visible for 2–4 months.

The not very long duration suggests that the event was fainter than other known historical SNe, due to either large visual extinction, large distance, or low intrinsic luminosity. The two former possibilities can be ruled out. G7.7–3.7 is at high Galactic latitude where visual extinction  $A_V$  is only  $1.2 \pm 0.2$ , as obtained from the fitted  $N_H$  and the  $N_H$ – $A_V$  relation ( $N_H/A_V = 2.87 \times 10^{21} \text{ cm}^{-2}$ , Foight et al. 2016). If we assume G7.7–3.7 was a normal SNe with a peak absolute magnitude  $M_V = -17 - -19$  at a distance of 3–6 kpc, the peak apparent magnitude would be  $m_V = M_V + 5 \log(d/10 \text{ pc}) + A_V = -1.7 - -5.6$  mag. This  $m_V$  value based on the assumption of a normal SN would put the event among the brightest objects on the night sky at that time and visible much longer than 4 months, which conflicts with the record of the guest star.

The absolute magnitude  $M_V$  of the guest star shortly before it disappeared should be around  $-9 - -8$  mag, since a limiting magnitude for naked eyes is 5–6 mag. The brightness is exceptionally low compared to normal SNe, but may be consistent with some low-luminosity SNe (see Figure 4). A class of low-luminosity Type IIP SNe has a peak  $M_V$  in the range  $-14 - -16$  mag, and are very faint after 3–5 month’s optical plateau (e.g., as faint as  $\sim -9$  mag for SN 1999eu, Pastorello et al. 2004). Another small class of very low-luminosity SNe belongs to Type Ia. An extremely sub-luminous case is Type Ia SN 2009ha, which has a peak  $M_V$  as faint as  $-14$  mag, very low photospheric velocity and small explosion energy ( $2 \times 10^{48}$  erg, Foley et al. 2009). The relatively high Galactic latitude of G7.7–3.7 might prefer a lower mass progenitor. However, the explosion kinetic energy of G7.7–3.7 is estimated to be  $E \sim 2.0 \times 10^{51} \chi (d/4 \text{ kpc})^{4.5} \text{ erg s}^{-1}$ , assuming that the SNR is in Sedov phase, has an age of 1632 yr, where  $\chi$  is the deviation of the mean ambient density from the the arc’s preshock density ( $\chi < 1$  means that the arc is at a



**Figure 4.** The V-band light curve of a few exemplified SNe: SN 1999eu (Pastorello et al. 2004), SN 1999em (Hamuy et al. 2001; Leonard et al. 2003), SN 2008ha (Foley et al. 2009), and SN 2003hv (see Ganeshalingam et al. 2010; Lennarz et al. 2012, and references therein). The dashed line shows the limiting magnitude of guest star 386 after 2–4 months’ observation, assuming the visual limiting magnitude for naked eyes was 5 mag.

density-enhanced region). This rules out the possibility of a weak explosion, low-luminosity Type Ia SN. The distance of G7.7–3.7 is likely close to the lower limit of the 3–6 kpc range (with a smaller  $E$  of  $\sim 5.5 \times 10^{50} \chi \text{ erg s}^{-1}$  at 3 kpc) or/and the mean ambient density is much lower than near the arc, since the low-luminosity Type IIP SNe are suggested to have a relatively low explosion energy ( $1\text{--}9 \times 10^{50}$  erg; see Table 5 in Lisakov et al. 2018, and references therein). Beside the explanation of a very low-luminosity Type IIP SN, there is a possibility that the extinction of the explosion site is much higher than at the X-ray arc, which could be tested with future observations.

Our last remark is about the intriguing properties of G7.7–3.7. If the SNR is indeed the debris of the

guest star 386 as we suggested, it would be the faintest historical SNR in the X-ray band, with an X-ray flux of  $2.3 \times 10^{-12} \text{ erg cm}^{-2} \text{ s}^{-1}$  in 0.3–2 keV. Moreover, G7.7–3.7 might be the only known historical SNR resulted from a very low-luminosity SN, and, therefore, of particular value for studying the evolution and origin of this small group of SNe ( $< 4\text{--}5\%$  of all Type II SNe, Pastorello et al. 2004).

## 6. CONCLUSION

We report that G7.7–3.7 is a  $1.2 \pm 0.6 d_4^{0.5}$  kyr young SNR probably associated with the guest star of 386 CE, given the consistent age and position, and given that there are no other compatible historical records that could be associated with this SNR. The SNR has a non-uniform X-ray distribution, with the X-ray emission only bright in the southern arc. The spectroscopic analysis shows that the shocked plasma is under-ionized ( $2.4_{-1.3}^{+1.1} \times 10^{10} \text{ cm}^{-3} \text{ s}$ ) with subsolar abundances. The association between G7.7–3.7 and guest star 386 would suggest the supernova to be a low-luminosity supernova, possibly a low-luminosity Type IIP, in order to explain the not very long visibility (2–4 months) of the guest star. So far only limited observations and studies exist for G7.7–3.7. Given the peculiar properties of the SNR, and its probable association with the guest star of 386 CE we hope that this situation will improve in the near future.

We are grateful to Shuai-Jun Zhao for a research on available records of guest star 386. P.Z. acknowledges the support from the NWO Veni Fellowship, grant no. 639.041.647 and NSFC grants 11503008 and 11590781. G.L. thanks the support from the Youth Innovation Promotion Association, CAS (grant no. 2016053).

*Software:* XSPEC (Arnaud 1996), SPEX (Kaastra et al. 1996), SAS, DS9<sup>5</sup>, Stellarium (vers. 0.18.0)

## REFERENCES

- Arnaud, K. A. 1996, in *Astronomical Society of the Pacific Conference Series*, Vol. 101, *Astronomical Data Analysis Software and Systems V*, ed. G. H. Jacoby & J. Barnes, 17
- Asplund, M., Grevesse, N., Sauval, A. J., & Scott, P. 2009, *ARA&A*, 47, 481
- Bietenholz, M. F., Kassim, N. E., & Weiler, K. W. 2001, *ApJ*, 560, 772
- Borkowski, K. J., Reynolds, S. P., & Roberts, M. S. E. 2016, *ApJ*, 819, 160
- Cash, W. 1979, *ApJ*, 228, 939
- Clark, D. H., & Stephenson, F. R. 1977, *The historical supernovae* (Pergamon Press)

<sup>5</sup> <http://ds9.si.edu/site/Home.html>

- Condon, J. J., Cotton, W. D., Greisen, E. W., et al. 1998, *AJ*, 115, 1693
- Diehl, S., & Statler, T. S. 2006, *MNRAS*, 368, 497
- Dubner, G. M., Giacani, E. B., Goss, W. M., Moffett, D. A., & Holdaway, M. 1996, *AJ*, 111, 1304
- Ferrand, G., & Safi-Harb, S. 2012, *Advances in Space Research*, 49, 1313
- Fesen, R., Rudie, G., Hurford, A., & Soto, A. 2008, *ApJS*, 174, 379
- Foight, D. R., Güver, T., Özel, F., & Slane, P. O. 2016, *ApJ*, 826, 66
- Foley, R. J., Chornock, R., Filippenko, A. V., et al. 2009, *AJ*, 138, 376
- Ganeshalingam, M., Li, W., Filippenko, A. V., et al. 2010, *ApJS*, 190, 418
- Giacani, E., Loiseau, N., Smith, M. J. S., Dubner, G., & Iacobelli, M. 2010, *X-ray Astronomy 2009; Present Status, Multi-Wavelength Approach and Future Perspectives*, 1248, 39
- Green, D. A. 2014, *Bulletin of the Astronomical Society of India*, 42, 47
- Green, D. A., & Stephenson, F. R. 2003, in *Lecture Notes in Physics*, Berlin Springer Verlag, Vol. 598, *Supernovae and Gamma-Ray Bursters*, ed. K. Weiler, 7–19
- Hamuy, M., Pinto, P. A., Maza, J., et al. 2001, *ApJ*, 558, 615
- Hsi, T.-T. 1957, *Smithsonian Contributions to Astrophysics*, 2, 109
- Kaastra, J. S., & Bleeker, J. A. M. 2016, *A&A*, 587, A151
- Kaastra, J. S., Mewe, R., & Nieuwenhuijzen, H. 1996, in *UV and X-ray Spectroscopy of Astrophysical and Laboratory Plasmas*, ed. K. Yamashita & T. Watanabe, 411–414
- Lennarz, D., Altmann, D., & Wiebusch, C. 2012, *A&A*, 538, A120
- Leonard, D. C., Kanbur, S. M., Ngeow, C. C., & Tanvir, N. R. 2003, *ApJ*, 594, 247
- Lisakov, S. M., Dessart, L., Hillier, D. J., Waldman, R., & Livne, E. 2018, *MNRAS*, 473, 3863
- Lodders, K., Palme, H., & Gail, H.-P. 2009, *Landolt Börnstein*, arXiv:0901.1149
- Milne, D. K. 1987, *Australian Journal of Physics*, 40, 771
- Milne, D. K., Roger, R. S., Kesteven, M. J., et al. 1986, *MNRAS*, 223, 487
- Pastorello, A., Zampieri, L., Turatto, M., et al. 2004, *MNRAS*, 347, 74
- Pavlovic, M. Z., Dobardzic, A., Vukotic, B., & Urosevic, D. 2014, *Serbian Astronomical Journal*, 189, 25
- Reed, B. C. 2005, *AJ*, 130, 1652
- Reich, W., Fuerst, E., Reich, P., & Reif, K. 1990, *A&AS*, 85, 633
- Reich, W., Fürst, E., Reich, P., & Junkes, N. 1988, in *IAU Colloq. 101: Supernova Remnants and the Interstellar Medium*, ed. R. S. Roger & T. L. Landecker, 293
- Slane, P. O., Helfand, D. J., & Murray, S. S. 2002, *ApJL*, 571, L45
- Stephenson, F. R., & Green, D. A. 2002, *Historical supernovae and their remnants* (Oxford: Clarendon Press)
- Vink, J., Bleeker, J., van der Heyden, K., et al. 2006, *ApJL*, 648, L33
- Wang, Z. R., Qu, Q.-Y., & Chen, Y. 1997, *A&A*, 318, L59
- Westerlund, B. E. 1969, *AJ*, 74, 879
- Wilms, J., Allen, A., & McCray, R. 2000, *ApJ*, 542, 914
- Xi, Z.-z. 1955, *Acta Astronomica Sinica*, 3, 183
- Xi, Z.-z., & Bo, S.-r. 1965, *Acta Astronomica Sinica*, 13, 1