

# Training for Faster Adversarial Robustness Verification via Inducing ReLU Stability

Kai Y. Xiao\* Vincent Tjeng<sup>†</sup> Nur Muhammad (Mahi) Shafiullah Aleksander Madry<sup>‡</sup>  
CSAIL

Massachusetts Institute of Technology  
Cambridge, MA 02139  
{kaix, vtjeng, nshafiul, madry}@mit.edu

## Abstract

We explore the concept of co-design in the context of neural network verification. Specifically, we aim to train deep neural networks that not only are robust to adversarial perturbations but also whose robustness can be verified more easily. To this end, we identify two properties of network models – weight sparsity and so-called ReLU stability – that turn out to significantly impact the complexity of the corresponding verification task. We demonstrate that improving weight sparsity alone already enables us to turn computationally intractable verification problems into tractable ones. Then, improving ReLU stability leads to an additional 4–13x speedup in verification times. An important feature of our methodology is its “universality,” in the sense that it can be used with a broad range of training procedures and verification approaches.

## 1 Introduction

Deep neural networks (DNNs) have recently achieved widespread success in image classification [18], face and speech recognition [28, 13], and game playing [24, 25]. This success motivates their application in a broader set of domains, including more safety-critical environments. This thrust makes understanding the reliability and robustness of the underlying models, let alone their resilience to manipulation by malicious actors, a central question. However, predictions made by machine learning models are often brittle. A prominent example here is the existence of adversarial examples [27]: imperceptibly modified inputs that cause state-of-the-art models to misclassify with high confidence.

There has been a long line of work on both generating adversarial examples, called *attacks* [4, 5, 1, 2, 31, 10], and training models robust to adversarial examples, called *defenses* [11, 22, 20, 14]. However, recent research has shown that most defenses are ineffective [4, 1, 31]. Furthermore, even for defenses such as [20] that have seen empirical success against many attacks, we are unable to conclude yet with certainty that they are robust to all attacks that we want these models to be resilient to.

This state of affairs gives rise to the need for *verification of networks*, i.e., the task of *formally* proving that no small perturbations of a given input can cause it to be misclassified by the network model. Although many exact verifiers<sup>4</sup> have been designed to solve this problem, the verification process

\*Supported by the NSF Graduate Research Fellowship under Grant No. 1122374

<sup>†</sup>Supported in part by Lockheed Martin Corporation under award number RPP2016-002

<sup>‡</sup>Supported in part by an Alfred P. Sloan Research Fellowship, a Google Research Award, and the NSF grants CCF-1553428 and CNS-1815221

<sup>4</sup>Also sometimes referred to as combinatorial verifiers

is often intractably slow. For example, when using the Reluplex verifier of Katz et. al [15], even verifying a small MNIST network turns out to be computationally infeasible. Thus, addressing this intractability of exact verification is the primary goal of this work.

## Our Contributions

Our starting point is the observation that, typically, model training and verification are decoupled and seen as two distinct steps. Even though this separation is natural, it misses a key opportunity: the ability to align these two stages. Specifically, applying the principle of *co-design* during model training is possible: training models in a way to encourage them to be simultaneously robust and easy-to-exactly-verify. This insight is the cornerstone of the techniques we develop in this paper.

In this work, we use the principle of co-design to develop training techniques that give models that are both robust and easy-to-verify. Our techniques rely on improving two key properties of networks: weight sparsity and ReLU stability. Specifically, we first show that natural methods for improving weight sparsity during training, such as  $\ell_1$ -regularization, give models that can already be verified much faster than current methods. This speedup happens because in general, exact verifiers benefit from having fewer variables in their formulations of the verification task. For instance, for exact verifiers that rely on linear programming (LP) solvers, sparser weight matrices means fewer variables in those constraints.

We then focus on the major speed bottleneck of current approaches to exact verification of ReLU networks: the need of exact verification methods to “branch,” i.e., consider two possible cases for each ReLU (ReLU being active or inactive). Branching drastically increases the complexity of verification. Thus, well-optimized verifiers will tend to avoid branching on a ReLU if it can determine that the ReLU is *stable*, i.e. that the ReLU will always be active or always be inactive for any perturbation of an input. This motivates the key goal of the techniques presented in this paper: we aim to minimize branching by maximizing the number of stable ReLUs. We call this goal *ReLU stability* and introduce a regularization technique to induce it.

Our techniques enable us to train weight-sparse and ReLU stable networks for the MNIST and CIFAR-10 datasets that can be verified significantly faster. Specifically, by combining natural methods for inducing weight sparsity with a robust adversarial training procedure (cf. [11, 20]), we are able to train convolutional networks for which almost 90% of inputs can be verified in a moderate<sup>5</sup> amount of time compared to previous verification techniques. Then, by also adding our regularization technique for inducing ReLU stability, we are able to train models that can be verified an additional 4–13x times as fast while maintaining state-of-the-art accuracy on MNIST. Our techniques also give rise to the first CIFAR models for which exact verifiers can prove nontrivial robustness. In particular, we achieve the following verification speed and provable robustness results for  $\ell_\infty$  norm-bound adversaries:

Dataset	Epsilon	Provable Adversarial Accuracy	Average Solve Time (s)
MNIST	$\epsilon = 0.1$	94.33%	0.49
	$\epsilon = 0.2$	89.79%	1.13
	$\epsilon = 0.3$	80.68%	2.78
CIFAR	$\epsilon = 2/255$	45.93%	13.50
	$\epsilon = 8/255$	20.27%	22.33

Our network for  $\epsilon = 0.1$  on MNIST achieves provable adversarial accuracies comparable with the current best results of Wong et al. [32] and Dvijotham et al. [8], and our results for  $\epsilon = 0.2$  and  $\epsilon = 0.3$  achieve the best provable adversarial accuracies yet. To the best of our knowledge, we also achieve the first nontrivial provable adversarial accuracy results using exact verifiers for CIFAR-10.

Finally, our techniques allow us to improve the *input* to the verification process, regardless of the verifier we end up using. More precisely, our training methods have the benefit of being universal, as they can be used with any verifier. This is particularly important because research into network verification methods is still in its early stages, and our co-design methods are compatible with the best current verifiers (LP/MILP-based methods) and should be compatible with any future improvements in verification.

<sup>5</sup>We chose our time budget for verification to be 120 seconds per input image

## 2 Background and Related Work

Exact verification of networks has been the subject of many recent works [15, 9, 3, 30, 19, 6]. To understand the context of these works, observe that for linear networks, the task of exact verification is relatively simple and can be done by solving a LP. For more complex models, the presence of nonlinear ReLUs makes verification over all perturbations of an input much more challenging. This is so as ReLUs can be active or inactive depending on the input, which can cause exact verifiers to “branch” and consider these two cases separately. The number of such cases that verifiers have to consider might grow exponentially with the number of ReLUs, so verification speed will also grow exponentially in the worst case. Katz et. al [15] further illustrated the difficulty of exact verification by proving that it is NP-complete. In recent years, formal verification methods were developed to verify networks. Most of these methods use satisfiability modulo theory (SMT) solvers [15, 9, 3] or LP and Mixed-Integer Linear Programming (MILP) solvers [30, 19, 6]. However, all of them are limited by the same issue of scaling poorly with the number of ReLUs in a network, making them prohibitively slow in practice for even medium-sized models.

One recent approach for dealing with the inefficiency of exact verifiers is to focus on certification methods<sup>6</sup> [17, 32, 8, 23, 21, 26]. In contrast to exact verification, these methods do not solve the verification task directly; instead, they rely on solving a *relaxation* of the exact verification problem by overapproximating the adversarial polytope, or the space of outputs of a network for a region of possible inputs. Certification approaches train networks in a specific manner to make certifying those models easier, and they can attain provable adversarial accuracy results quickly. However, certification is fundamentally different from verification in two primary ways. First, it involves solving a relaxation of the original verification problem. As a result, certification methods can fail to certify many inputs that are actually robust to perturbations – only exact verifiers, given enough time, can give conclusive answers on robustness for every single input. Second, certification approaches fall under the paradigm of co-training, where models must be trained and optimized for a specific certification method in order for that certification step to work well. When used as a black box on arbitrary models, the certification step can yield a high rate of false negatives. For example, [23] found that their certification method was significantly less effective when used on a model trained using [17]’s training method, and vice versa. In contrast, we design our methods to be universal. They can be combined with any standard training procedure for networks and will improve exact verification speed for any LP/MILP-based exact verifier. Similar to most of the certification methods, our technique can be made to have very little training time overhead.

## 3 Training Verifiable Network Models

We begin by discussing the task of verifying a network, and identify two key properties of networks that lead to improved verification speed: weight sparsity and so-called ReLU stability. We then use natural regularization methods for inducing weight sparsity as well as a new regularization method for inducing ReLU stability. Finally, we demonstrate that these methods significantly speed up verification while maintaining state-of-the-art accuracy.

### 3.1 Verifying Adversarial Robustness of Network Models

**Deep neural network models.** Our focus will be on the most common architecture for state-of-the-art models:  $k$ -layer fully-connected feed-forward DNN classifiers with ReLU non-linearities<sup>7</sup>. Such models can be viewed as a function  $f(\cdot, W)$ , where  $W = (W_1, W_2, \dots, W_{k-1})$  represents the weight matrices of each layer. For an input  $x$ , the output  $f(x, W)$  of the DNN is defined as:

$$z_0 = x \tag{1}$$

$$\hat{z}_i = z_{i-1}W_i + b_i \quad \text{for } i = 1, 2, \dots, k-1 \tag{2}$$

$$z_i = \max(\hat{z}_i, 0) \quad \text{for } i = 1, 2, \dots, k-2 \tag{3}$$

$$f(x, W) = \hat{z}_{k-1} \tag{4}$$

<sup>6</sup>These works use both “verification” and “certification” to describe their methods. For clarity, we use “certification” to describe their approaches, while we use “verification” to describe *exact* verification approaches.

<sup>7</sup>Note that this encompasses common convolutional network architectures because convolutional layers can be represented as fully-connected layers

Here, for each layer  $i$ , we let  $\hat{z}_{ij}$  denote the  $j^{th}$  ReLU pre-activation and let  $\hat{z}_{ij}(x)$  denote the value of  $\hat{z}_{ij}$  on an input  $x$ .  $\hat{z}_{k-1}$  is the final, output layer with an output unit for each possible label (the logits). The network will make predictions by selecting the label with the largest logit.

**Adversarial robustness.** For a network to be reliable, it should make predictions that are robust – that is, it should predict the same output for inputs that are very similar. Specifically, we want the DNN classifier’s predictions to be robust to a set  $\text{Adv}(x)$  of possible adversarial perturbations of an input  $x$ . We focus on  $\ell_\infty$  norm-bound adversarial perturbations, where  $\text{Adv}(x) = \{x' : \|x' - x\|_\infty \leq \epsilon\}$  for some constant  $\epsilon$ , since it is the most common one considered in adversarial robustness and verification literature (thus, it currently constitutes a canonical benchmark).

**Verification of network models.** For an input  $x$  with correct label  $y$ , a perturbed input  $x'$  can cause a misclassification if it makes the logit of some incorrect label  $y^*$  larger than the logit of  $y$  on  $x'$ . We can thus express the task of finding an adversarial perturbation as the following optimization problem:

$$\begin{aligned} \min_{x', y^*} & f(x', W)_y - f(x', W)_{y^*} \\ \text{subject to} & x' \in \text{Adv}(x) \end{aligned}$$

If the objective of the above optimization problem is negative, then an adversarial perturbation exists – otherwise no adversarial perturbations can exist.

**Adversarial accuracies.** We define the *true adversarial accuracy* of a model to be the fraction of test set inputs for which the model is robust to all allowed perturbations. By definition, evaluations against specific adversarial attacks like PGD or FGSM provide an upper bound to this accuracy while certification methods provide lower bounds. Given sufficient time for each input, an exact verifier can prove robustness to perturbations, or find a perturbation where the network makes a misclassification on the input, and thus exactly determine the true adversarial accuracy. This is in contrast to certification methods, which solve a relaxation of the verification problem and can not exactly determine the true adversarial accuracy no matter how much time they have.

However, such exact verification may take impractically long for certain inputs, so we instead compute the *provable adversarial accuracy*, which we define as the fraction of test set inputs for which the verifier can prove robustness to perturbations within an allocated time budget (timeout). Similarly to certifiable accuracy, this accuracy also constitutes a lower bound on the true adversarial accuracy. A model can thus, e.g., have high true adversarial accuracy and low provable adversarial accuracy if the verification step on this network is too slow and often fails to complete before timeout.

Also, in our evaluations, we chose to use the MILP exact verifier of Tjeng et al. [30] when performing experiments, as it is both open source and the fastest verifier we are aware of.

### 3.2 Weight Sparsity

The first property of network models that we want to improve in order to speed up exact verification of those models is weight sparsity. Weight sparsity is important for verification speed because many exact verifiers rely on formulating and solving LP or MILP systems, which benefit from having fewer variables. We use two natural regularization methods for improving weight sparsity:  $\ell_1$ -regularization and small weight pruning. We also show mathematically that adversarial training alone improves weight sparsity.

#### 3.2.1 Impact of Weight Sparsity Improvements on Verification Speed

We demonstrate that improving weight sparsity via  $\ell_1$ -regularization and small weight pruning significantly improves verification speed – see Table 1. In particular, those two natural methods are vital to speeding up verification, as verifying even small MNIST networks is *almost completely intractable* without them. Specifically, the verifier can only prove robustness of an adversarially-trained model on 19% of inputs with a one hour budget per input, while the verifier can prove robustness of an adversarially-trained model with  $\ell_1$ -regularization and small weight pruning on 89.13% of inputs with a 120 second budget per input.

Dataset	Epsilon	Training Method	Test Set Accuracy	Provable Adversarial Accuracy	Average Solve Time (s)
MNIST	$\epsilon = 0.1$	1 Adversarial Training	99.17%	19.00%	2970.43
		2 $+\ell_1$ -Regularization	99.00%	82.17%	21.99
		3 +Small Weight Pruning	98.99%	89.13%	11.71
		4 +ReLU Pruning (Control)	98.94%	91.58%	6.43

Table 1: Improvement in provable adversarial accuracy and verification solve times when incrementally adding natural regularization methods for improving weight sparsity and ReLU stability into the model training procedure, before verification occurs. Each row represents the addition of another natural method – for example, Row 3 uses adversarial training,  $\ell_1$ -regularization, and small weight pruning. Row 4 adds ReLU pruning (see Appendix A), a natural technique for ReLU stability. Row 4 is the control model for MNIST and  $\epsilon = 0.1$  that we present again in comparisons in Tables 2 and 3. We use a 3600 instead of 120 second timeout for Row 1 and only verified the first 100 images (out of 10000) because verifying it took too long.

### 3.2.2 Adversarial Training and Weight Sparsity

It is worth noticing that adversarial training against  $\ell_\infty$  norm-bound adversaries alone already makes networks easier to verify by implicitly improving weight sparsity. Indeed, this can be seen clearly in the case of linear networks. Recall that a linear network can be expressed as  $f(x) = Wx + b$ . Thus, an  $\ell_\infty$  norm-bound perturbation of the input  $x$  will produce the output

$$\begin{aligned}
f(x') &= x'W + b \\
&= xW + b + (x' - x)W \\
&\leq f(x) + \epsilon \|W\|_1
\end{aligned}$$

where the last inequality is just Hölder’s inequality. In order to limit the adversary’s ability to perturb the output, adversarial training needs to minimize the  $\|W\|_1$  term, which is equivalent to  $\ell_1$ -regularization and is known to promote weight sparsity [29] (relatedly, Goodfellow et. al [11] already pointed out that adversarial attacks against linear networks will be stronger when the  $\ell_1$ -norm of the weight matrices is higher).

Even in the case of nonlinear networks, adversarial training has experimentally been shown to improve weight sparsity. For example, models trained in [20] and [17] often learn many weight-sparse layers, and we observed similar trends in the models we trained. It is important to note, however, that while adversarial training alone does improve weight sparsity, it is not sufficient by itself. Additional regularization like  $\ell_1$ -regularization and small weight pruning further promotes weight sparsity and gives rise to networks that are much easier to verify.

### 3.3 ReLU Stability

Next, we target the primary speed bottleneck of exact verification by reducing the number of ReLUs the verifier has to branch on. This corresponds to the notion of ReLU stability. Before we describe our methodology, we formally define ReLU stability.

Given an input  $x$ , a set of allowed perturbations  $\text{Adv}(x)$ , and a ReLU, exact verifiers may need to branch based on the possible pre-activations of the ReLU, namely  $\hat{z}_{ij}(\text{Adv}(x)) = \{\hat{z}_{ij}(x') : x' \in \text{Adv}(x)\}$  (cf. (2)). If there exist two possible perturbations  $x', x''$  in the adversarial set  $\text{Adv}(x)$  such that  $\text{sign}(\hat{z}_{ij}(x')) \neq \text{sign}(\hat{z}_{ij}(x''))$ , then the verifier has to consider that for some perturbed inputs the ReLU is active ( $z_{ij} = \hat{z}_{ij}$ ) and for other perturbed inputs inactive ( $z_{ij} = 0$ ). The more such cases the verifier faces, the more branches it has to consider, causing the complexity of verification to increase exponentially. Intuitively, a model with 1000 ReLUs among which only 100 ReLUs require branching will likely be much easier to verify than a model with 200 ReLUs that all require branching.

Thus, it is advantageous for the verifier if, on an input  $x$  with allowed perturbation set  $\text{Adv}(x)$ , the number of ReLUs such that

$$\text{sign}(\hat{z}_{ij}(x')) = \text{sign}(\hat{z}_{ij}(x)) \quad \forall x' \in \text{Adv}(x) \quad (5)$$

is maximized. We call a ReLU for which (5) holds on an input  $x$  a *stable ReLU* on that input. If (5) does not hold, then the ReLU is an *unstable ReLU*.

Directly computing whether a ReLU is stable on a given input  $x$  is difficult because doing so would involve considering all possible values of  $\hat{z}_{ij}(\text{Adv}(x))$ . Instead, exact verifiers compute an upper bound  $\hat{u}_{ij}$  and a lower bound  $\hat{l}_{ij}$  of  $\hat{z}_{ij}(\text{Adv}(x))$ . If  $0 \leq \hat{l}_{ij}$  or  $\hat{u}_{ij} \leq 0$ , they can replace the ReLU with the identity function or the zero function, respectively. Otherwise, if  $\hat{l}_{ij} < 0 < \hat{u}_{ij}$ , these verifiers then determine that they need to “branch” on that ReLU. Thus, we can rephrase (5) as

$$\text{sign}(\hat{u}_{ij}) = \text{sign}(\hat{l}_{ij}) \quad (6)$$

We will discuss methods for determining these upper and lower bounds  $\hat{u}_{ij}, \hat{l}_{ij}$  in Section 3.3.2.

### 3.3.1 A Regularization Technique for Inducing ReLU Stability: RS Loss

Equation (6) tells us that a function that would indicate exactly when a ReLU is stable is  $F^*(\hat{u}_{ij}, \hat{l}_{ij}) = \text{sign}(\hat{u}_{ij}) \cdot \text{sign}(\hat{l}_{ij})$ . Thus, it would be natural to use this function as a regularizer. However, this function is non-differentiable and if used in training a model, provides no useful gradients during back-propagation. Thus, we use the following smooth approximation of  $F^*$  (see Fig. 1) which provides the desired gradients:

$$F(\hat{u}_{ij}, \hat{l}_{ij}) = -\tanh(1 + \hat{u}_{ij} \cdot \hat{l}_{ij})$$

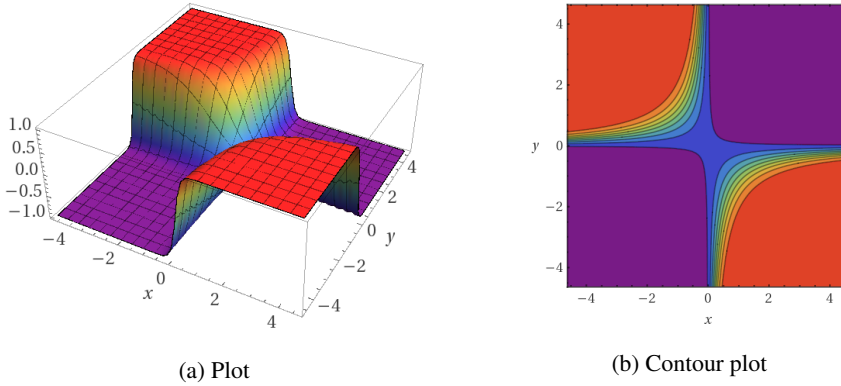


Figure 1: Plot and contour plot of the function  $F(x, y) = -\tanh(1 + x \cdot y)$

We call the corresponding objective RS Loss, and show in Fig. 2 that using this loss function as a regularizer effectively decreases the number of unstable ReLUs. RS Loss thus encourages *ReLU stability*, which, in turn, speeds up exact verification - see Fig. 2.

### 3.3.2 Estimating ReLU Upper and Lower Bounds on Activations

A key aspect of using RS Loss is determining the upper and lower bounds  $\hat{u}_{ij}, \hat{l}_{ij}$  for each ReLU (cf. (6)). The bounds for the inputs  $z_0$  (cf. (1)) are simple – for the input  $x$ , we know  $x - \epsilon \leq z_0 \leq x + \epsilon$ , so  $\hat{u}_0 = x + \epsilon$ ,  $\hat{l}_0 = x - \epsilon$ . For all subsequent  $z_{ij}$ , we estimate bounds using either the naive interval arithmetic (IA) approach described in [30, 8] or an improved version of it. The improved version is a tighter estimate but uses more memory and training time, and thus is most effective on smaller networks. We present the details of naive IA and improved IA in Appendix B.

Interval arithmetic approaches can be implemented relatively efficiently and work well with back-propagation because they only involve matrix multiplications. This contrasts with how exact verifiers compute these bounds, which usually involves solving LPs or MILPs. Interval arithmetic also

overestimates the number of unstable ReLUs. This means that minimizing unstable ReLUs based on IA bounds will provide an upper bound on the number of unstable ReLUs determined by exact verifiers. In particular, IA will properly penalize every unstable ReLU.

Improved IA performs well in practice, overestimating the number of unstable ReLUs by less than 0.4% in the first 2 layers of MNIST models and by less than 36.8% (compared to 128.5% for naive IA) in the 3rd layer. Full experimental results are available in Table 4 of Appendix B.3.

### 3.3.3 Impact of ReLU Stability Improvements on Verification Speed

We provide experimental evidence that RS Loss regularization improves ReLU stability and speeds up average verification times by more than an order of magnitude in Fig. 2. To isolate the effect of RS Loss, we compare MNIST models trained in exactly the same way other than the weight on RS Loss. When comparing a network trained with a RS Loss weight of  $5e-4$  to a network with a RS Loss weight of 0, the former has just 16% as many unstable ReLUs and can be verified 65x faster. The caveat here is that the former has lower test set accuracy.

We also compare verification speed with and without RS Loss on MNIST networks for different values of  $\epsilon$  (0.1, 0.2, and 0.3) in Fig. 3. We choose RS Loss weights that cause almost no test set accuracy loss in this case, and we still observe a 4–13x speedup from RS Loss. For CIFAR, RS Loss gives a smaller speedup of 1.6–3.7x (See Appendix C).

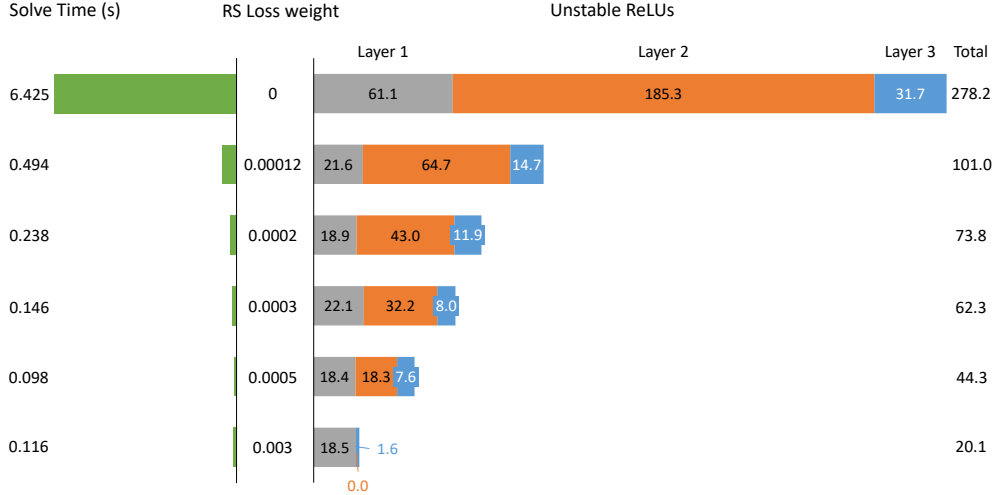


Figure 2: Average number of unstable ReLUs by layer and average verification solve times of 6 networks trained with different weights on RS Loss for MNIST and  $\epsilon = 0.1$ . Averages are taken over all 10000 MNIST test set inputs. Both metrics improve significantly with increasing RS Loss weight. An RS Loss weight of 0 corresponds to the control network, while an RS Loss weight of 0.00012 corresponds to the “+RS” network for MNIST and  $\epsilon = 0.1$  in Tables 2 and 3.

### 3.3.4 Impact of ReLU Stability Improvements on Provable Adversarial Accuracy

As the weight on the RS Loss used in training a model increases, the ReLU stability of the model will improve, speeding up verification and likely improving provable adversarial accuracy. However, like most regularization methods, placing too much weight on RS Loss can decrease the model capacity, potentially lowering both the true adversarial accuracy and the provable adversarial accuracy. Therefore, it is important to choose the weight on RS Loss carefully to obtain both high provable adversarial accuracy and faster verification speeds.

For each dataset and each value of  $\epsilon$ , we train two networks. One is a “Control” network that uses all of the natural improvements for inducing both weight sparsity ( $\ell_1$ -regularization and small weight

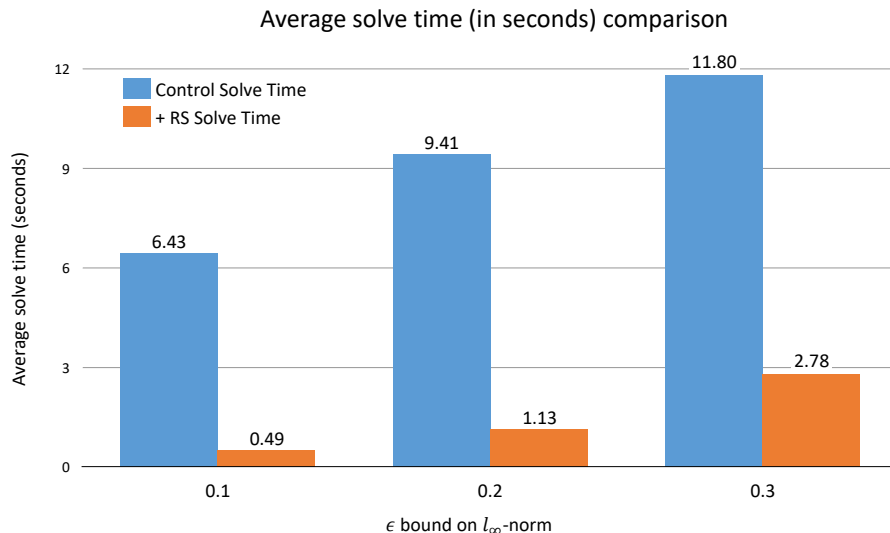


Figure 3: Improvement in the average time taken by a verifier to solve the verification problem by after adding RS Loss to the training procedure, for different  $\epsilon$  on MNIST. The weight on RS Loss was chosen so that the the “+RS” models have very similar test set accuracies to the control models.

pruning) and ReLU stability (ReLU pruning - see Appendix A). The second is a “+RS” network that uses RS Loss in addition to all of the same natural improvements. This lets us isolate the incremental effect of adding RS Loss to the training procedure.

In addition to attaining a 4–13x speedup in MNIST verification times (see Fig. 3), we achieve higher provable adversarial accuracy in every single setting when using RS Loss. This is especially notable for the hardest verification problem we tackle – proving robustness to perturbations with  $l_\infty$  norm-bound 8/255 on CIFAR-10 – where adding RS Loss nearly triples the provable adversarial accuracy from 7.09% to 20.27%. This improvement is primarily due to verification speedup induced by RS Loss, which allows the verifier to finish proving robustness for far more inputs within the 120 second time limit. These results are shown in Table 2.

Table 2: Provable Adversarial Accuracies for the control and “+RS” networks in each setting.

	MNIST, $\epsilon = 0.1$	MNIST, $\epsilon = 0.2$	MNIST, $\epsilon = 0.3$	CIFAR, $\epsilon = 2/255$	CIFAR, $\epsilon = 8/255$
Control	91.58	86.45	77.99	45.53	7.09
+RS	94.33	89.79	80.68	45.93	20.27

## 4 Experiments

### 4.1 Experiments on MNIST and CIFAR

In addition to the experimental results already presented, we compare our control and “+RS” networks with the best available results presented in the certifiable defenses of Wong et al. [32] and Dvijotham et al. [8]. We compare their test set accuracy, PGD adversarial accuracy (an evaluation of robustness against a strong 40-step PGD adversarial attack), and provable adversarial accuracy. Additionally, to show that our method can scale to larger architectures, we also train and verify a “+RS (Large)” network for each dataset and  $\epsilon$ . These results are presented in Table 3.

In terms of provable adversarial accuracies, on MNIST, our results are significantly better than those of [32] and [8] for larger perturbations of  $\epsilon = 0.3$ , and comparable for  $\epsilon = 0.1$ . On CIFAR-10, our method is slightly less effective – perhaps indicating that more unstable ReLUs are necessary to properly learn a robust CIFAR classifier. We also experienced many more instances of the verifier



reaching its allotted 120 second time limit on CIFAR, especially for the less ReLU stable control networks. Full details are available in Appendix C.

Table 3: Comparison of test set accuracy, PGD adversarial accuracy, and provable adversarial accuracy of networks trained with and without RS Loss regularization. We also provide the best available certifiable adversarial accuracy and PGD adversarial accuracy of any single models from Wong et al. [32] and Dvijotham et al. [8] for comparison, and highlight the best provable accuracy for each  $\epsilon$ .

\*The provable adversarial accuracy for “+RS (Large)” is only computed for the first 1000 images because the verifier performs more slowly on larger models.

\*\*Dvijotham et al. [8] actually uses a slightly smaller  $\epsilon = 0.03 = 7.65/255$  for CIFAR.

Dataset	Epsilon	Training Method	Test Set Accuracy	PGD Adversarial Accuracy	Provable/Certifiable Adversarial Accuracy
MNIST	$\epsilon = 0.1$	Control	98.94%	95.12%	91.58%
		+RS	98.68%	95.13%	94.33%
		+RS (Large)*	98.95%	96.58%	95.60%
		Wong et al.	98.92%	-	<b>96.33%</b>
		Dvijotham et al.	98.80%	97.13%	95.56%
MNIST	$\epsilon = 0.2$	Control	98.40%	93.14%	86.45%
		+RS	98.10%	93.14%	<b>89.79%</b>
		+RS (Large)*	98.21%	94.19%	89.10%
MNIST	$\epsilon = 0.3$	Control	97.75%	91.64%	77.99%
		+RS	97.33%	92.05%	<b>80.68%</b>
		+RS (Large)*	97.54%	93.25%	59.60%
		Wong et al.	85.13%	-	56.90%
CIFAR	$\epsilon = 2/255$	Control	64.64%	51.58%	45.53%
		+RS	61.12%	49.92%	45.93%
		+RS (Large)*	61.41%	50.61%	41.40%
		Wong et al.	68.28%	-	<b>53.89%</b>
CIFAR	$\epsilon = 8/255$	Control	50.69%	31.28%	7.09%
		+RS	40.45%	26.78%	20.27%
		Wong et al.	28.67%	-	21.78%
		Dvijotham et al. **	48.64%	32.72%	<b>26.67%</b>

## 4.2 Experimental Methods and Details

### Network Training Details

In our experiments, we use robust adversarial training [11] against a strong adversary as done in [20] to train various DNN classifiers. We introduced a small tweak where we increased the adversary strength linearly from 0.01 to  $\epsilon$  over first half of training and kept it at  $\epsilon$  for the second half. We did this to improve convergence of the training process, following the prior examples of [17, 8] that use a similar training schedule. For MNIST, we trained for 70 epochs using the Adam optimizer [16] with a learning rate of  $1e-4$  and a batch size of 32. For CIFAR, we trained for 250 epochs using the Adam optimizer with a learning rate of  $1e-4$ . When using naive IA, we used a batch size of 128, and when using improved IA, we used a batch size of 16. We used a smaller batch size in the latter case because improved IA incurs high RAM usage during training. To speed up training on CIFAR, we only added in RS Loss regularization in the last 20% of the training process. Using this same sped-up training method on MNIST did not significantly affect the results.

For each setting ( $\epsilon = 0.1, 0.2, 0.3$  on MNIST and  $\epsilon = 2/255, 8/255$  on CIFAR-10), we find a suitable weight on RS Loss via line search. The same weight is used for each ReLU. The five weights we chose, in the same order, are  $12e-5$ ,  $1e-4$ ,  $12e-5$ ,  $1e-3$ , and  $2e-3$ .

During training, we used improved IA for ReLU bound estimation for “+RS” models and use naive IA for “+RS (Large)” models because of memory constraints. We also train “+RS” models using naive IA to show that the basic version of our technique for ReLU stability works and has small training time overhead – full details on “+RS (Naive IA)” networks are in Appendix C.

### Network Architecture Details

For ease of comparison, we trained our networks using the same convolutional DNN architecture as in [17, 32, 8]. This architecture uses a 16-filter 2x2 strided convolution as its first layer, a 32-filter 2x2 strided convolution as its second layer, and a 100 hidden unit fully connected layer as its third. The final layer is a fully connected layer that maps the 100 units to 10 output units. We used convolutional filters of size 5x5 instead of 4x4, which is the original filter size used in [17].

We also train a “large” architecture, also following [32], for each setting. It has 4 convolutional layers with 32, 32, 64, and 64 filters, followed by 2 fully connected layers with 512 hidden units each before the final layer that maps 512 units to 10 output units. We were unable to perform verification experiments for even larger models or for the hardest case of  $\epsilon = 8/255$  on CIFAR due to the high RAM usage of [30]’s verifier for large models.

### Verifier Details

We used the most up-to-date version of the exact verifier from [30] using the default settings of the code. We allotted 120 seconds for verification of each input datapoint using the default model build settings. We ran our experiments using the commercial Gurobi Solver (version 7.5.2), and model solves were parallelized over 8 CPU cores with Intel Xeon CPUs @ 2.20GHz processors. We used computers with 8–32GB of RAM, depending on the size of the model being verified. All computers used are part of the CSAIL OpenStack network.

When verifying an image, there are two steps that occur - first, the model-build step, and second, the verification problem solving step. We focus on reporting solve times from the verifier because that is most directly related to the task of verification itself. All build times for the control and “+RS” models on MNIST that we presented were between 4 and 10 seconds, and full results on build times are also presented in Appendix C.

## 5 Conclusion

In this paper, we use the principle of co-design to develop training methods that emphasize verification as a goal, and we show that they make verifying the trained model much faster. We first demonstrate that natural regularization methods already turn out to make the exact verification problem significantly more tractable. Subsequently, we introduce the notion of ReLU stability for networks, present a method of improving a network’s ReLU stability, and show that this improvement makes verification an additional 4–13x faster. Our method is universal, as it can be added to any training procedure and should speed up any exact verification procedure, especially LP/MILP-based verification methods.

Prior to our work, exact verification seemed intractable for all but the smallest models. Thus, our work is an important step toward reliable models that can be proven to be robust, and our techniques can help scale verification to even larger networks.

Many of our methods compress our networks into more compact, simpler forms. We hypothesize that the reason that regularization methods like RS Loss can still achieve very high accuracy is that most models are overparametrized in the first place. There exist clear parallels between our methods and techniques in model compression [12, 7] – therefore, we believe that drawing upon additional techniques from model compression can further improve the ease-of-verification of networks.

We also expect that there exist objectives other than weight sparsity and ReLU stability that are important for verification speed. If so, further exploring the principle of co-design for those objectives is an interesting future direction.

## Acknowledgements

The authors would like to thank Krishnamurthy Dvijotham, Ludwig Schmidt, Michael Sun, Dimitris Tsipras, and Jonathan Uesato for helpful discussions.

## References

- [1] A. Athalye, N. Carlini, and D. A. Wagner. Obfuscated gradients give a false sense of security: Circumventing defenses to adversarial examples. In *International Conference on Machine Learning (ICML)*, 2018.
- [2] A. Athalye, L. Engstrom, A. Ilyas, and K. Kwok. Synthesizing robust adversarial examples. In *International Conference on Machine Learning (ICML)*, 2018.
- [3] N. Carlini, G. Katz, C. Barrett, and D. L. Dill. Ground-truth adversarial examples. *CoRR*, abs/1709.10207, 2017.
- [4] N. Carlini and D. Wagner. Adversarial examples are not easily detected: Bypassing ten detection methods. In *Proceedings of the 10th ACM Workshop on Artificial Intelligence and Security, AISec '17*, pages 3–14, New York, NY, USA, 2017. ACM.
- [5] N. Carlini and D. A. Wagner. Towards evaluating the robustness of neural networks. In *IEEE Symposium on Security and Privacy*, 2017.
- [6] C. Cheng, G. Nührenberg, and H. Ruess. Maximum resilience of artificial neural networks. *CoRR*, abs/1705.01040, 2017.
- [7] Y. Cheng, D. Wang, P. Zhou, and T. Zhang. A survey of model compression and acceleration for deep neural networks. *CoRR*, abs/1710.09282, 2017.
- [8] K. Dvijotham, S. Gowal, R. Stanforth, R. Arandjelovic, B. O’Donoghue, J. Uesato, and P. Kohli. Training verified learners with learned verifiers. *arXiv preprint arXiv:1805.10265*, 2018.
- [9] R. Ehlers. Formal verification of piece-wise linear feed-forward neural networks. In D. D’Souza and K. Narayan Kumar, editors, *Automated Technology for Verification and Analysis*, pages 269–286, Cham, 2017. Springer International Publishing.
- [10] I. Evtimov, K. Eykholt, E. Fernandes, T. Kohno, B. Li, A. Prakash, A. Rahmati, and D. Song. Robust physical-world attacks on machine learning models. *CoRR*, abs/1707.08945, 2017.
- [11] I. Goodfellow, J. Shlens, and C. Szegedy. Explaining and harnessing adversarial examples. In *International Conference on Learning Representations*, 2015.
- [12] S. Han, H. Mao, and W. J. Dally. Deep compression: Compressing deep neural network with pruning, trained quantization and huffman coding. In *International Conference on Learning Representations (ICLR)*, 2016.
- [13] G. Hinton, L. Deng, D. Yu, G. E. Dahl, A. r. Mohamed, N. Jaitly, A. Senior, V. Vanhoucke, P. Nguyen, T. N. Sainath, and B. Kingsbury. Deep neural networks for acoustic modeling in speech recognition: The shared views of four research groups. *IEEE Signal Processing Magazine*, 29(6):82–97, Nov 2012.
- [14] H. Kannan, A. Kurakin, and I. J. Goodfellow. Adversarial logit pairing. *CoRR*, abs/1803.06373, 2018.
- [15] G. Katz, C. Barrett, D. L. Dill, K. Julian, and M. J. Kochenderfer. Reluplex: An efficient smt solver for verifying deep neural networks. In R. Majumdar and V. Kunčák, editors, *Computer Aided Verification*, pages 97–117, Cham, 2017. Springer International Publishing.
- [16] D. P. Kingma and J. Ba. Adam: A method for stochastic optimization. In *International Conference on Learning Representations (ICLR)*, 2015.
- [17] J. Z. Kolter and E. Wong. Provable defenses against adversarial examples via the convex outer adversarial polytope. In *International Conference on Machine Learning (ICML)*, 2018.
- [18] A. Krizhevsky, I. Sutskever, and G. E. Hinton. Imagenet classification with deep convolutional neural networks. In *Proceedings of the 25th International Conference on Neural Information Processing Systems - Volume 1, NIPS’12*, pages 1097–1105, USA, 2012. Curran Associates Inc.

- [19] A. Lomuscio and L. Maganti. An approach to reachability analysis for feed-forward relu neural networks. *CoRR*, abs/1706.07351, 2017.
- [20] A. Madry, A. Makelov, L. Schmidt, D. Tsipras, and A. Vladu. Towards deep learning models resistant to adversarial attacks. In *International Conference on Learning Representations (ICLR)*, 2018.
- [21] M. Mirman, T. Gehr, and M. Vechev. Differentiable abstract interpretation for provably robust neural networks. In J. Dy and A. Krause, editors, *Proceedings of the 35th International Conference on Machine Learning*, volume 80 of *Proceedings of Machine Learning Research*, pages 3575–3583, Stockholmsmässan, Stockholm Sweden, 10–15 Jul 2018. PMLR.
- [22] N. Papernot, P. D. McDaniel, X. Wu, S. Jha, and A. Swami. Distillation as a defense to adversarial perturbations against deep neural networks. *2016 IEEE Symposium on Security and Privacy (SP)*, pages 582–597, 2016.
- [23] A. Raghunathan, J. Steinhardt, and P. Liang. Certified defenses against adversarial examples. In *International Conference on Learning Representations (ICLR)*, 2018.
- [24] D. Silver, A. Huang, C. J. Maddison, A. Guez, L. Sifre, G. Van Den Driessche, J. Schrittwieser, I. Antonoglou, V. Panneershelvam, M. Lanctot, et al. Mastering the game of go with deep neural networks and tree search. *nature*, 529(7587):484, 2016.
- [25] D. Silver, J. Schrittwieser, K. Simonyan, I. Antonoglou, A. Huang, A. Guez, T. Hubert, L. Baker, M. Lai, A. Bolton, et al. Mastering the game of go without human knowledge. *Nature*, 550(7676):354, 2017.
- [26] A. Sinha, H. Namkoong, and J. Duchi. Certifiable distributional robustness with principled adversarial training. In *International Conference on Learning Representations (ICLR)*, 2018.
- [27] C. Szegedy, W. Zaremba, I. Sutskever, J. Bruna, D. Erhan, I. J. Goodfellow, and R. Fergus. Intriguing properties of neural networks. *CoRR*, abs/1312.6199, 2013.
- [28] Y. Taigman, M. Yang, M. Ranzato, and L. Wolf. Deepface: Closing the gap to human-level performance in face verification. In *Proceedings of the 2014 IEEE Conference on Computer Vision and Pattern Recognition, CVPR '14*, pages 1701–1708, Washington, DC, USA, 2014. IEEE Computer Society.
- [29] R. Tibshirani. Regression shrinkage and selection via the lasso. *Journal of the Royal Statistical Society, Series B*, 58:267–288, 1994.
- [30] V. Tjeng, K. Xiao, and R. Tedrake. Verifying neural networks with mixed integer programming. *CoRR*, abs/1711.07356, 2017.
- [31] J. Uesato, B. O’Donoghue, A. van den Oord, and P. Kohli. Adversarial risk and the dangers of evaluating against weak attacks. In *International Conference on Machine Learning (ICML)*, 2018.
- [32] E. Wong, F. Schmidt, J. H. Metzen, and J. Z. Kolter. Scaling provable adversarial defenses. *CoRR*, abs/1805.12514, 2018.

## Appendix

### A Natural Improvements

#### A.1 Natural Regularization for Inducing Weight Sparsity

All of the control and “+RS” networks in our paper contain natural improvements that improve weight sparsity, which reduce the number of variables in the LPs solved by the verifier. We observed that the two techniques we used for weight sparsity ( $\ell_1$ -regularization and small weight pruning) don’t hurt test set accuracy but they dramatically improve provable adversarial accuracy and verification speed.

1.  $\ell_1$ -regularization: We use a weight of  $2e-5$  on MNIST and a weight of  $1e-5$  on CIFAR. We chose these weights via line search by finding the highest weight that would not hurt test set accuracy.
2. Small weight pruning: Zeroing out weights in a network that are very close to zero. We choose to prune weights less than  $1e-3$ .

#### A.2 A Basic Improvement for Inducing ReLU Stability: ReLU Pruning

We also use a basic idea to improve ReLU stability, which we call ReLU pruning. The main idea is to prune away ReLUs that are not necessary.

We use a heuristic to test whether a ReLU in a network is necessary. Our heuristic is to count how many training inputs cause the ReLU to be active or inactive. If a ReLU is active (the pre-activation satisfies  $\hat{z}_{ij}(x) > 0$ ) for every input image in the training set, then we can replace that ReLU with the identity function and the network would behave in exactly the same way for all of those images. Similarly, if a ReLU is inactive ( $\hat{z}_{ij}(x) < 0$ ) for every training image, that ReLU can be replaced by the zero function.

Extending this idea further, we expect that ReLUs that are *rarely* used can also be removed without significantly changing the behavior of the network. If only a small fraction (say, 10%) of the input images activate a ReLU, then replacing the ReLU with the zero function will only slightly change the network’s behavior and will not affect the accuracy too much. We provide experimental evidence of this phenomenon on an adversarially trained ( $\epsilon = 0.1$ ) MNIST model. Conservatively, we decided that pruning away ReLUs that are active on less than 10% of the training set or inactive on less than 10% of the training set was reasonable.

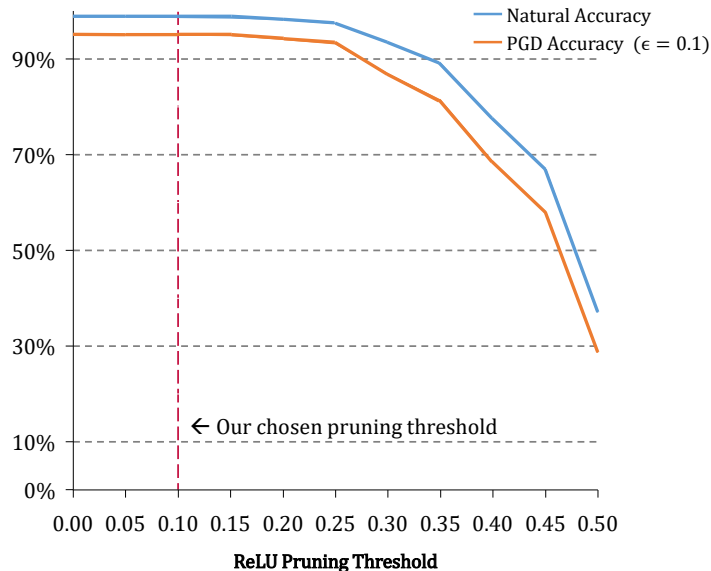


Figure 4: Removing some ReLUs does not hurt test set accuracy or accuracy against a PGD adversary

## B Interval Arithmetic

### B.1 Naive Interval Arithmetic

Naive IA determines upper and lower bounds for a layer based solely on the upper and lower bounds of the previous layer.

Define  $W^+ = \max(W, 0)$ ,  $W^- = \min(W, 0)$ ,  $u = \max(\hat{u}, 0)$ , and  $l = \max(\hat{l}, 0)$ . Then the bounds on the pre-activations of layer  $i$  can be computed as follows:

$$\hat{u}_i = u_{i-1}W_i^+ + l_{i-1}W_i^- + b_i \quad (7)$$

$$\hat{l}_i = l_{i-1}W_i^+ + u_{i-1}W_i^- + b_i \quad (8)$$

As noted in [30, 8], this method is efficient but can lead to relatively conservative bounds for deeper networks.

### B.2 Improved Interval Arithmetic

We improve upon naive IA by exploiting ReLUs that we can determine to always be active. This allows us to cancel symbols that are equivalent that come from earlier layers of a network.

We will use a basic example of a neural network with one hidden layer to illustrate this idea. Suppose that we have the scalar input  $z_0$  with  $l_0 = 0$ ,  $u_0 = 1$ , and the network has the following weights and biases:

$$W_1 = \begin{bmatrix} 1 & -1 \end{bmatrix}, \quad b_1 = \begin{bmatrix} 2 & 2 \end{bmatrix}, \quad W_2 = \begin{bmatrix} 1 \\ 1 \end{bmatrix}, \quad b_2 = 0$$

Naive IA for the first layer gives  $\hat{l}_1 = l_1 = \begin{bmatrix} 2 & 1 \end{bmatrix}$ ,  $\hat{u}_1 = u_1 = \begin{bmatrix} 3 & 2 \end{bmatrix}$ , and applying naive IA to the output  $\hat{z}_2$  gives  $\hat{l}_2 = 3$ ,  $\hat{u}_2 = 5$ . However, because  $\hat{l}_1 > 0$ , we know that the two ReLUs in the hidden layer are always active and thus equivalent to the identity function. Then, the output is

$$\hat{z}_2 = z_{11} + z_{12} = \hat{z}_{11} + \hat{z}_{12} = (z_0 + 2) + (-z_0 + 2) = 4$$

Thus, we can obtain the tighter bounds  $\hat{l}_2 = \hat{u}_2 = 4$ , as we are able to cancel out the  $z_0$  terms.

We can write this improved version of IA as follows. First, letting  $W_k$  denote row  $k$  of matrix  $W$ , we can define the “active” part of  $W$  as the matrix  $W_A$ , where

$$(W_A)_k = \begin{cases} W_k & \text{if } \hat{l}_{i-1} > 0 \\ 0 & \text{if } \hat{l}_{i-1} \leq 0 \end{cases}$$

Define the “non-active” part of  $W$  as

$$W_N = W - W_A$$

Then, using the same definitions for the notation  $W^+$ ,  $W^-$ ,  $u$ ,  $l$  as before, we can write down the following improved version of IA which uses information from the previous 2 layers.

$$\begin{aligned} \hat{u}_i &= u_{i-1}W_{iN}^+ + l_{i-1}W_{iN}^- + b_i \\ &\quad + u_{i-2}(W_{i-1}W_{iA})^+ + l_{i-2}(W_{i-1}W_{iA})^- + b_{i-1}W_{iA} \\ \hat{l}_i &= l_{i-1}W_{iN}^+ + u_{i-1}W_{iN}^- + b_i \\ &\quad + l_{i-2}(W_{i-1}W_{iA})^+ + u_{i-2}(W_{i-1}W_{iA})^- + b_{i-1}W_{iA} \end{aligned}$$

We are forced to use  $l_{i-1,j}$  and  $u_{i-1,j}$  if we can not determine whether or not the ReLU corresponding to the activation  $z_{i-1,j}$  is active, but we use  $l_{i-2}$  and  $u_{i-2}$  whenever possible.

We now define some additional notation to help us extend this method to any number of layers. We now seek to define  $f_n$ , which is a function which takes in four sequences of length  $n$  – upper bounds, lower bounds, weights, and biases – and outputs the current layer’s upper and lower bounds.

What we have derived so far from (7) and (8) is the following

$$f_1(u_{i-1}, l_{i-1}, W_i, b_i) = (u_{i-1}W_i^+ + l_{i-1}W_i^- + b_i, l_{i-1}W_i^+ + u_{i-1}W_i^- + b_i)$$

Let  $\mathbf{u}$  denote a sequence of upper bounds. Let  $\mathbf{u}_z$  denote element  $z$  of the sequence, and let  $\mathbf{u}_{[z:]}$  denote the sequence without the first  $z$  elements. Define notation for  $\mathbf{l}$ ,  $\mathbf{W}$ , and  $\mathbf{b}$  similarly.

Then, using the fact that  $W_N Z = (WZ)_N$  and  $W_A Z = (WZ)_A$ , we can show that the following recurrence holds:

$$f_{n+1}(\mathbf{u}, \mathbf{l}, \mathbf{W}, \mathbf{b}) = f_1(\mathbf{u}_1, \mathbf{l}_1, \mathbf{W}_{1N}, \mathbf{b}_1) + f_n(\mathbf{u}_{[1:]}, \mathbf{l}_{[1:]}, (\mathbf{W}_2 \mathbf{W}_{1A}, \mathbf{W}_{[2:]}), (\mathbf{b}_2 \mathbf{W}_{1A}, \mathbf{b}_{[2:]}) \quad (9)$$

Let  $\mathbf{u}_{(\mathbf{x}, \mathbf{y})}$  denote the sequence  $(u_x, u_{x-1}, \dots, u_y)$ , and define  $\mathbf{l}_{(\mathbf{x}, \mathbf{y})}$ ,  $\mathbf{W}_{(\mathbf{x}, \mathbf{y})}$ , and  $\mathbf{b}_{(\mathbf{x}, \mathbf{y})}$  similarly. Then, if we want to compute the bounds on layer  $k$  using all information from the previous  $k$  layers, we simply have to compute  $f_k(\mathbf{u}_{(\mathbf{k}-1, 0)}, \mathbf{l}_{(\mathbf{k}-1, 0)}, \mathbf{W}_{(\mathbf{k}, 1)}, \mathbf{b}_{(\mathbf{k}, 1)})$ .

From the recurrence (9), we see that using information from all previous layers to compute bounds for layer  $k$  takes  $O(k)$  matrix-matrix multiplications. Thus, using information from all previous layers to compute bounds for all layers of a  $d$  layer neural network only involves  $O(d^2)$  additional matrix multiplications, which is still reasonable for most DNNs. This method is still relatively efficient because it only involves matrix multiplications – however, needing to perform matrix-matrix multiplications as opposed to just matrix-vector multiplications results in a slowdown and higher memory usage when compared to naive IA. We believe the improvement in the estimate of ReLU upper and lower bounds is worth the time trade-off for most networks.

### B.3 Experimental Results on Improved IA and Naive IA

In Table 4, we show empirical evidence that the number of unstable ReLUs in each layer of a MNIST network, as estimated by improved IA, tracks the number of unstable ReLUs determined by the exact verifier quite well. We also present estimates determined via naive IA for comparison.

Dataset	Epsilon	Training Method	Estimation Method	Unstable ReLUs in 1st Layer	Unstable ReLUs in 2nd Layer	Unstable ReLUs in 3rd Layer
MNIST	$\epsilon = 0.1$	Control	Exact	61.14	185.30	31.73
			Improved IA	61.14	185.96 (+0.4%)	43.40 (+36.8%)
			Naive IA	61.14	188.44 (+1.7%)	69.96 (+120.5%)
		+RS	Exact	21.64	64.73	14.67
			Improved IA	21.64	64.80 (+0.1%)	18.97 (+29.4%)
			Naive IA	21.64	65.34 (+0.9%)	33.51 (+128.5%)
MNIST	$\epsilon = 0.2$	Control	Exact	17.47	142.95	37.92
			Improved IA	17.47	142.95	48.88 (+28.9%)
			Naive IA	17.47	142.95	69.75 (+84.0%)
		+RS	Exact	29.91	54.47	24.05
			Improved IA	29.91	54.47	28.40 (+18.1%)
			Naive IA	29.91	54.47	40.47 (+68.3%)
MNIST	$\epsilon = 0.3$	Control	Exact	36.76	83.42	40.74
			Improved IA	36.76	83.44 (+0.02%)	46.00 (+12.9%)
			Naive IA	36.76	83.52 (+0.1%)	48.27 (+18.5%)
		+RS	Exact	24.43	48.47	28.64
			Improved IA	24.43	48.47	31.19 (+8.9%)
			Naive IA	24.43	48.47	32.13 (+12.2%)

Table 4: Comparison between the average number of unstable ReLUs as found by the exact verifier of [30] and the estimated average number of unstable ReLUs found by improved IA and naive IA. We compare these estimation methods on the control and “+RS” networks for MNIST that we described in Section 3.3.4

## C Full Experimental Verification Results

Dataset	Epsilon	Training Method	Test Set Accuracy	PGD Adversarial Accuracy	Verifier Upper Bound	Provable Adversarial Accuracy	Total Unstable ReLUs	Avg Solve Time (s)	Avg Build Time (s)
MNIST	$\epsilon = 0.1$	Adversarial Training*	99.17%	95.04%	96.00%	19.00%	1517.9	2970.43	650.93
		+ $\ell_1$ -regularization	99.00%	95.25%	95.98%	82.17%	505.3	21.99	79.13
		+Small Weight Pruning	98.99%	95.38%	94.93%	89.13%	502.7	11.71	19.30
		+ReLU Pruning (Control)	98.94%	95.12%	94.45%	91.58%	278.2	6.43	9.61
		+RS	98.68%	95.13%	94.38%	94.33%	101.0	0.49	4.98
		+RS (Naive IA)	98.53%	94.86%	94.54%	94.32%	158.3	0.96	4.82
		+RS (Large)**	98.95%	96.58%	95.60%	95.60%	119.5	0.27	156.74
MNIST	$\epsilon = 0.2$	Control	98.40%	93.14%	90.71%	86.45%	198.3	9.41	7.15
		+RS	98.10%	93.14%	89.98%	89.79%	108.4	1.13	4.43
		+RS (Naive IA)	98.08%	91.68%	88.87%	85.54%	217.2	8.50	4.67
		+RS (Large)**	98.21%	94.19%	90.40%	89.10%	133.0	2.93	171.10
MNIST	$\epsilon = 0.3$	Control	97.75%	91.64%	83.83%	77.99%	160.9	11.80	5.14
		+RS	97.33%	92.05%	81.70%	80.68%	101.5	2.78	4.34
		+RS (Naive IA)	97.06%	89.19%	79.12%	76.70%	179.0	6.43	4.00
		+RS (Large)**	97.54%	93.25%	83.70%	59.60%	251.2	37.45	166.39
CIFAR	$\epsilon = 2/255$	Control	64.64%	51.58%	50.23%	45.53%	360.0	21.75	66.42
		+RS	61.12%	49.92%	47.79%	45.93%	234.3	13.50	52.58
		+RS (Naive IA)	57.83%	47.03%	45.33%	44.44%	170.1	6.30	47.11
		+RS (Large)**	61.41%	50.61%	51.00%	41.40%	196.7	29.88	335.97
CIFAR	$\epsilon = 8/255$	Control	50.69%	31.28%	33.46%	7.09%	665.9	82.91	73.28
		+RS	40.45%	26.78%	22.74%	20.27%	54.2	22.33	38.84
		+RS (Naive IA)	46.19%	29.66%	26.07%	18.90%	277.8	33.63	23.66

Table 5: Full results on natural improvements from Table 1, control networks (which include all of the natural improvements and ReLU pruning), and “+RS” networks. While we are unable to determine the true adversarial accuracy, we provide two upper bounds and a lower bound. Evaluations of robustness against a strong 40-step PGD adversary (PGD adversarial accuracy) gives one upper bound, and the verifier itself gives another upper bound because it can also prove that the network is *not robust* to perturbations on certain inputs. The verifier simultaneously finds the provable adversarial accuracy, which is a lower bound on the true adversarial accuracy. The gap between the verifier upper bound and the provable adversarial accuracy (verifier lower bound) corresponds to inputs that the verifier can not prove to be robust *or* not robust in 120 seconds. Build times and solve times are reported in seconds.

\*The “Adversarial Training” network uses a 3600 instead of 120 second timeout and is only verified for the first 100 images because verifying it took too long.

\*\*The “+RS (Large)” networks are only verified for the first 1000 images because of long build times.