

HC-Net: Memory-based Incremental Dual-Network System for Continual learning

Jangho Kim*, Jeessoo Kim*, Nojun Kwak

Graduate School of Convergence Science and Technology

Seoul National University

{kjh91, kimjiss0305, nojunk} @snu.ac.kr

Abstract

Training a neural network for a classification task typically assumes that the data to train are given from the beginning. However, in the real world, additional data accumulate gradually and the model requires additional training without accessing the old training data. This usually leads to the *catastrophic forgetting* problem which is inevitable for the traditional training methodology of neural networks. In this paper, we propose a memory-based continual learning method that is able to learn additional tasks while retaining the performance of previously learned tasks. Composed of two complementary networks, the Hippocampus-Net (H-Net) and the Cortex-Net (C-Net), our model estimates the index of the corresponding task for an input sample and utilizes a particular portion of itself with the estimated index. The C-Net guarantees no degradation in the performance of the previously learned tasks and the H-Net shows high confidence in finding the origin of an input sample.

Introduction

The main difference between the human brain and the machine learning methodology is the ability to evolve. Using neurophysiological processing principles, human brains can achieve and organize knowledges throughout their lifespan. Having the neuroplasticity, human brains can transfer an activating region of a given function to a different location or control the creation and destruction of synapses according to its experiences. Usually, artificial neural network (ANN) models consist of finite numbers of filters. Also, parameters and operations in the ANN do not possess the ability corresponding to the memory system of human brains. This structural limit leads to the problem called *catastrophic forgetting*, i.e., the newly coming information diverts the model from previously learned knowledge. The field of researches trying to solve this problem is referred to as *continual learning*.

Jung et al. (2018) proposed a method using feature regularization referred as LF (less-forgetful) learning. When training a new dataset, the feature just before the fully connected layer is regularized to become similar to that of the previous model. A considerably small learning rate is used in order to prevent a drastic change of the model. Despite of such efforts, as more and more tasks are added, the model

eventually collapses with a poor performance in old datasets. Li and Hoiem (2017) proposed a method using a similar regularization method, referred as LwF (learning without forgetting). Continual learning is conducted to a single CNN, adding an additional classifier whenever a dataset is newly trained. Classifiers in the newly trained network are regularized to reproduce the outputs of the old network while the new classifier is trained in a classical way. LwF shows better performance than LF, but still suffers from the catastrophic forgetting with multiple tasks. To make a single network deal with a large number of datasets, instead of using all parameters of a single network for each task, PackNet suggested a model which allocates the datasets to specific weights of filters (Mallya and Lazebnik 2018). As only the specialized weights for a particular task are involved in its classification process, PackNet shows a remarkable result in multiple tasks. However, the information about from which task the input comes and which group of weights should be used must be given in advance. Typically, images do not contain such prior knowledges and this makes the PackNet hard to apply in real world situation.

In this paper, we propose a network which efficiently increases its complexity without degrading the performance of previous tasks. Inspired by the brain system of human being, we have built our network using two complementary sub-networks as shown in Figure 1. The *Cortex-Net* (C-Net) keeps the knowledge from several independent tasks. After training a network from the previous task, additional filters in the convolutional modules are attached and trained with the next task. To infer the newly coming data, the model utilizes the newly trained filters along with the previously learned filters, whereas the data from the old task is inferred only using the previously learned filters. In order to determine which combination of filters to use, we adopted a memory network which can distinguish the origin of a given input sample. Referred as the *Hippocampus-Net* (H-Net), it can recall the information not only which group of filters to use but also which group of class labels to use. This endows our method label-expandability, which enables our method to be practically applied in real world situation. We suggest three methods, each of which respectively using generative adversarial networks (GAN), variational auto-encoder (VAE) and principal component analysis (PCA) (Goodfellow et al. 2014; Kingma and Welling 2013;

* J. Kim and J. Kim equally contributed to this work

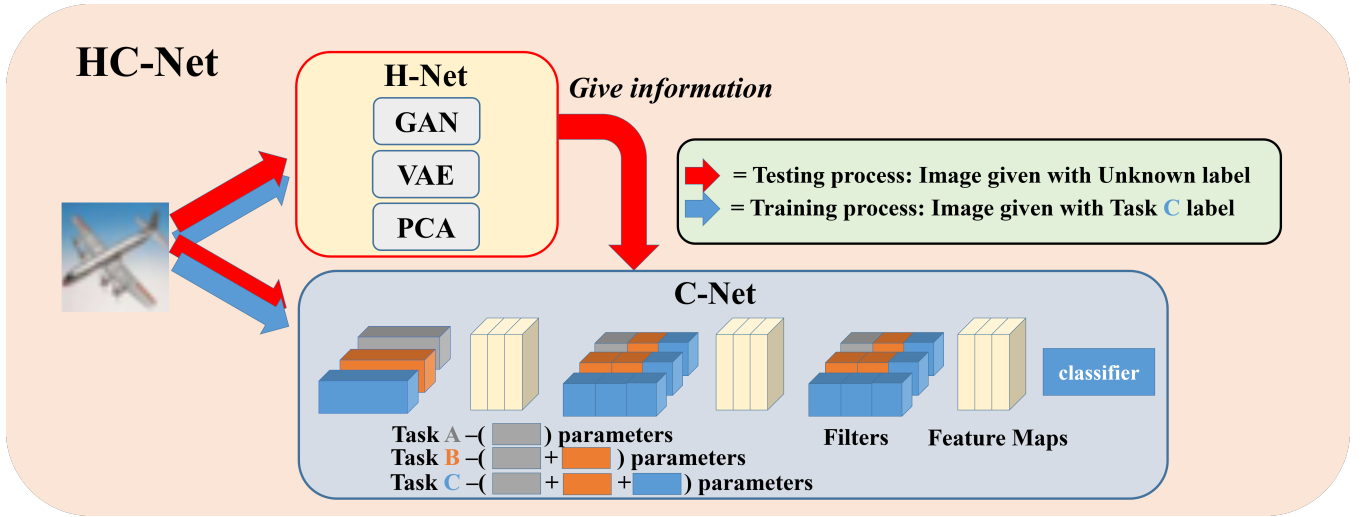


Figure 1: The overall architecture of our method. Blue arrows depicts the training process for the new task (Task C) of our method, where Task A and Task B have been already trained. H-Net is trained each time a dataset for a new task is provided and then the C-Net is trained in a standard way such as using the cross-entropy loss. We allow only the trainable filters (Blue parameters) to be updated. Red arrows shows the inference procedure of our method. H-Net finds out the task index \mathcal{J} (Task C) from which the input came and let the C-Net to use the filters specialized for task \mathcal{J} (Blue + Orange + Grey). Class labels are also switched to those of task \mathcal{J} .

Jolliffe 2011) for H-Net and report the properties and performance of each method. Our H-Net can be combined with any other works such as LwF or PackNet. The combined H-Net and C-Net referred as HC-Net can prevent the *catastrophic forgetting* using densely organized architecture and highly reliable memory system. The contributions of this paper can be summarized as the followings:

- Filters in the convolutional layers are allocated to each task and parameters from the previously learned tasks are shared among post tasks and used for the initialization of post tasks parameters, which makes the overall model compact and efficient.
- Attaching filters whenever a new dataset is trained allows the model to be expandable as far as the physical constraints, such as memory and processing time constraints, allow.
- To identify which portion of convolutional filters should be used to classify a data, a memory network (H-Net) is proposed with several methodologies.
- The overall method is applicable to multi-task continual learning whose number of class labels increases over tasks.

Related work

During the past decade, lots of progress has been made in numerous fields of machine learning. Image classification problem induced various useful architectures (Szegedy et al. 2015; He et al. 2016; Simonyan and Zisserman 2014) applicable to any other tasks. A lot of researchers are struggling to enhance the performance in object detection or image segmentation problems leaving many masterpieces be-

hind (Liu et al. 2016; Redmon et al. 2016; Dai et al. 2016; Long, Shelhamer, and Darrell 2015). For performance evaluation of the models above, training and test data are usually separated within a single task.

However, what we call *intelligence* must be able to hold the previously-learned knowledge even after learning new knowledge. In the real situation, the model has to remember the learned task without seeing the old task data again. Most of the works using neural networks usually assume that once the model is trained using a set of data, continuously training the model with an additional dataset degrades the performance of the previous model unless the old training data are provided again.

However, storing every data given for each task and re-training the model from the scratch every time a new data is given will be a waste of computing resources as well as time. Li and Hoiem (2017) proposed a network trying to retrain the outcomes of new inputs coming through the old models trained using old tasks. When training the new task, a considerably small learning rate is used to prevent the model from losing the learned knowledge. Jung et al. (2018) proposed a method reusing the trained weights of the learned network. Training a new target network, the feature representation at the last layer is enforced to preserve the response of the old network using L_2 regularization. Kirkpatrick et al. (2017) suggested a penalty on the quadratic distance between the old parameters and the new ones. This method called elastic weight consolidation (EWC) can be applied to either supervised or reinforcement learning scenarios. These approaches using regularization basically focus on alleviating the deformation of the original network. Therefore, the more the new knowledge flows in the model, the more the

performance on the original task degrades. Moreover, the performance on the new task is not guaranteed to be in its best state. Mallya and Lazebnik (2018) proposed a model using the weight pruning method. Leaving the remaining weights fixed after pruning, the model can solely focus on the task on interest. Despite of its efficiency and performance, this method, referred as PackNet, requires the prior knowledge of a given input. Also, once the model is occupied by several tasks, no more task is allowed. This restricts the model from being expandable.

Dynamic architectures to overcome the *catastrophic forgetting* have been suggested in many researches. Rusu et al. (2016) proposed a progressive network which grows every time a new task is given. Features in the previous columns are concatenated to the layers of the new column. They applied this method in reinforcement learning by utilizing the output of k -th column as a policy $\pi^k(a|s)$ with a given state s . However, this kind of approach inefficiently increases the complexity of the model.

Dual memory network system has been suggested to overcome the low performance of the regularization methods and the inefficiency of the dynamic methods. Most of these researches try to mimic the brain system of mammals whose recognition process is believed to be done by the complementary contribution of the hippocampus and the cortex. In several researches, the hippocampus has been realized by networks replaying the previous dataset or determining whether the input is from the old dataset (Gepperth and Karaoguz 2016; Kemker and Kanan 2017). Shin et al. (2017) proposed a method of replaying previously encoded experiences using GAN and training the new task without the presence of the old dataset.

Despite many trials to overcome the *catastrophic forgetting*, at least the problems such as expandability in labels, memory allocation, and performance issues still have not been treated or remain unsolved in all the aforementioned approaches. Our method is in the category of the dual memory network system. Instead of saving all the memory in the cortex and trying to access it directly, the hippocampus finds the index of the memory scattered over the cortex where knowledges are well organized inside. Under the inspiration from the quote in (Buzsaki 2006), “Think of the cortex as a huge *library* and the hippocampus as its *librarian*”, we have built our method and the details are explained below.

Method

We propose a memory-based incremental dual network system for continual learning that satisfies three properties as stated below.

Property 1. The *Hippocampus-Net* (H-Net) offers the index about which part of the *Cortex-Net* (C-Net) should be used.

Property 2. The C-Net learns the knowledge on the new task under the presence of the previously learned knowledge.

Property 3. H-Net and C-Net are flexible to the expansion of the network and as many new tasks can be learned in one network as physical constraints allow.

In this respect, our proposed H-Net works as a hippocampus of a human brain in that it gives a summarized informa-

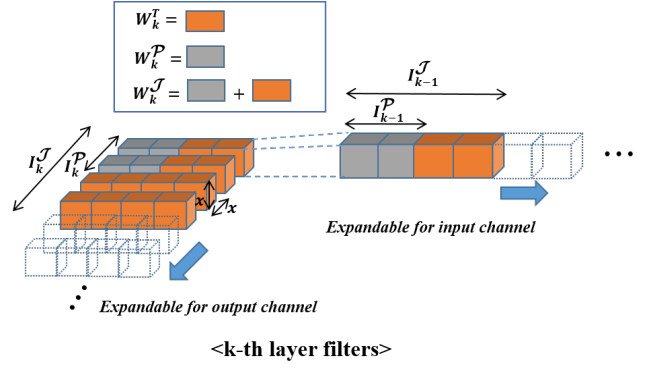


Figure 2: Trainable parameters W_k^T (Orange) and frozen parameters W_k^P (Grey) in the C-Net training process. In the training process, the parameters (Orange), which are trainable parameters except frozen parameters (Grey), are updated. x denotes the spatial dimension of filters.

tion to the C-Net. Also, the C-Net corresponds to the human cortex in terms of its ability to learn semantic knowledge.

Cortex network (C-Net)

We propose an efficient way to allocate the capacity of a network according to the given tasks. C-Net is an expandable network where additional filters can be attached whenever a new task is given. It can be applied to many typical networks such as VGG and ResNet (Simonyan and Zisserman 2014; He et al. 2016). The only difference with the original versions of those networks is that it uses different parts of filters for different tasks. As shown in (Li et al. 2016), typical convolutional neural networks (CNN) are capable of maintaining their performance even when the majority of their parameters are pruned. This implies that filters in a CNN contains a lot of unnecessary or redundant information. Also, sharing the filters among different tasks inevitably leads to the *catastrophic forgetting* of the network since the parameters trained by an old task should be replaced with those trained by a new task. For these reasons, we utilize a network divided into several parts and refer it as C-Net where each part takes charge of a particular task.

While training the C-Net with several tasks, each task uses a different part of the C-Net. For the convenience of referring which segments of the C-Net are to be activated, we introduce a filter index I^J for the J -th task. The filter index I^J defines the range of filters to use for the specific task J in every layers. For example, if the filter index I^1 equals to ten, the first task uses filters from the first to the tenth filter.

Depicted in Figure 2, I_k^J denotes the filter index in the k -th layer corresponding to the task J . This equals to the number of output channels in the sequent feature map. I_k^P denotes the filter index in the k -th layer for the previous task. As the same principle is applied to the precedent $(k - 1)$ -th layer, the number of input channels for the filters in the k -th layer will change likewise. That is, total of I_k^P filters have the channel length of I_{k-1}^P when the previous task is under training. As the new task is given, the length of the

Algorithm 1 C-Net Training

Input: $W^{\mathcal{J}}, I^{\mathcal{P}}, I^{\mathcal{J}}$ **Output:** $W^{\mathcal{J}*}$

- 1: Freeze the $W^{\mathcal{P}} \subset W^{\mathcal{J}}$ using the information $I^{\mathcal{P}}$
 - 2: Initialize the $W^{\mathcal{T}}$ with $W^{\mathcal{P}}$ and a random noise
 - 3: $W^{\mathcal{J}*} \leftarrow \arg \min(\mathcal{L}_c)$
 {Update $W^{\mathcal{T}}$ using backpropagation}
-

filters become $I_{k-1}^{\mathcal{J}}$ since the filters in the prior layer will deliver a feature map whose length is $I_{k-1}^{\mathcal{J}}$. Therefore, both the number of input and output channels increases as the model grows.

Weight parameters of \mathcal{J} -th task in filters of the k -th layer are referred as $W_k^{\mathcal{J}} \in R^{x \times x \times I_{k-1}^{\mathcal{J}} \times I_k^{\mathcal{J}}}$, where x means the size of the kernel while $W_k^{\mathcal{P}} \in R^{x \times x \times I_{k-1}^{\mathcal{P}} \times I_k^{\mathcal{P}}}$ are the weight parameters of the previous task. When training the new task, $W_k^{\mathcal{J}}$ is used for the inference but only the parameters $w \in W_k^{\mathcal{T}}$ ($W_k^{\mathcal{T}} = W_k^{\mathcal{J}} \setminus W_k^{\mathcal{P}}$) are updated while leaving $W_k^{\mathcal{P}}$ fixed. Note that biases in the filters can also be trained likewise as explained above. The fully connected layer located just before the linear classifier can be divided as well into the sections of $I^{\mathcal{J}}$ and $I^{\mathcal{P}}$.

To enhance the performance, slices of trained parameters $W^{\mathcal{P}}$ from the old task are duplicated to the newly available task parameters $W^{\mathcal{T}}$ and Gaussian noise is added to them for the sake of good initialization. Then, the network is trained in a standard way, e.g., using a cross-entropy loss \mathcal{L}_c . Independent linear classifiers are used for every tasks. This scheme of C-Net can also be applied to structures using shortcut connections such as ResNet. The overall training process is shown in Algorithm 1.

Hippocampus network (H-Net)

Even if the C-Net is well trained separately with several tasks, the task index \mathcal{J} must be given at the time of inference. Especially when the class labels expands, this prior information \mathcal{J} is necessary to estimate which group of class labels to use. In the testing step, existing methods needs the exact origination of the input data. However in the real world, a given data for classification normally does not offer any information about its origination. Therefore, this prior knowledge should be estimated by an independent network.

To solve this problem, we introduce the Hippocampus network (H-Net) using several different methods, which is able to estimate the task \mathcal{J} of the given input data and inform this to the C-Net to specify which filters to use.

Generative adversarial networks (GAN) This method is inspired by the on-line replay method used for continual learning (Shin et al. 2017). We train a task-specific generative model $G_{\mathcal{J}}$ using a GAN to generate pseudo-samples of task \mathcal{J} . The generator is trained using the adversarial loss as follows:

$$\min_{G_{\mathcal{J}}} \max_{D_{\mathcal{J}}} V(D_{\mathcal{J}}, G_{\mathcal{J}}) = \mathbb{E}_{x \sim P_{data}^{\mathcal{J}}} [\log(D_{\mathcal{J}}(x))] + \mathbb{E}_{z \sim p_z(z)} [\log(1 - D_{\mathcal{J}}(G_{\mathcal{J}}(z)))] \quad (1)$$

Here, $D_{\mathcal{J}}$ is a discriminator for the task \mathcal{J} and x is a sample from the task \mathcal{J} .

After generating samples of all tasks, a task-wise binary classifier $B_{\mathcal{J}}$ is trained to classify whether the given input is from the task \mathcal{J} or not. Note that only the generated samples are involved for the training of each binary classifier $B_{\mathcal{J}}$. This means that positive samples are from the generator $G_{\mathcal{J}}$ for the task \mathcal{J} and negative samples are from all the other task generators $G_{\mathcal{K}}$ ($\forall \mathcal{K} \neq \mathcal{J}$).

In the testing phase, each classifier produces the probability of how likely the given unknown input data is from the task \mathcal{J} . The classifier B_i with the highest probability assumes that the input data is from the task i . H-Net can figure out the task \mathcal{J} of input data with maximum probability across the set of classifiers. H-Net gives this estimated task index \mathcal{J} to the C-Net. The H-Net using GAN can be summarized as below:

Initialization: $B = \{B_1, B_2, \dots, B_N\}$

Training: $B_i(x) = \begin{cases} 1 & \text{if } x \text{ is from } G_i \\ 0 & \text{if } x \text{ is from } G_j \forall j \neq i \end{cases} \quad (2)$

Inference: $\mathcal{J} = \arg \max_i B_i(x)$

Variational auto-encoder (VAE) This approach is based on the variational auto-encoder. VAE estimates the data distribution by approximating it to a Gaussian distribution. We trained auto-encoder for each task separately with the following reconstruction loss:

$$\mathcal{L}_r(AE_{\mathcal{J}}) = \|x - AE_{\mathcal{J}}(x)\|^2 \quad (3)$$

where $AE_{\mathcal{J}}(x)$ is the reconstructed data from the auto-encoder for the task \mathcal{J} . As $AE_{\mathcal{J}}$ is trained only with samples of the task \mathcal{J} , samples from other tasks will produce large reconstruction loss by $AE_{\mathcal{J}}$ since they will not follow the trained distribution. In the testing phase, an unknown input data is given to all auto-encoders. Among the results from the trained auto-encoders, the task \mathcal{J} is determined to the one that has the smallest reconstruction error:

$$\mathcal{J} = \arg \min_i \|x - AE_i(x)\|^2. \quad (4)$$

Principal component analysis (PCA) Another approach to separate a dataset from another is using PCA. Typically, PCA conducts dimensionality reduction over a given dataset and the projected features that have the biggest eigen-values are used to represent each sample. The bigger the eigen-value is, the more the corresponding eigen-vector explains the variance of the dataset and the PCA-based reconstruction error similar to (4) can be used for the determination of the appropriate task.

In this paper, instead of using principal components of *top-k* eigen-values, we utilized those of the *bottom-k* eigen-values. A small eigen-value indicates low variance over the projected coordinate. Therefore, a sample from other tasks is likely to be far from the origin in this projection while a sample from the original dataset is near the origin. If the matrix of the eigen-vectors corresponding to the top L smallest eigen-values is denoted as \mathbf{W}_L^t which is extracted from the

Datasets	#of Train data	#of Test data	#of Class
MNIST	60,000	10,000	10
SVHN	73,275	26,032	10
CIFAR-10	50,000	10,000	10
ImageNet-A	64,750	2,500	50
ImageNet-B	64,497	2,500	50

Table 1: Details of datasets.

i -th dataset, a sample x from an unknown origin can be projected to produce the projection vector $\mathbf{T}_L^i = x^T \mathbf{W}_L^i$ and the task can be found as the one that minimize the L_1 or L_2 norm of the vector as

$$\mathcal{J} = \arg \min_i \|\mathbf{T}_L^i\|_p \quad (5)$$

where $p = 1$ or 2 . In all our experiments, the number of eigen-vectors \mathbf{L} is set empirically to 1,000.

Experiment

We evaluate our method on several image classification datasets. First, we verify the effectiveness of our method with MNIST (LeCun et al. 1998), SVHN (Netzer et al. 2011) and CIFAR-10 (Krizhevsky and Hinton 2009) which are widely used to evaluate image classification performance. Then, we evaluate our method on two subsets of ImageNet (Russakovsky et al. 2015) which is a real world image dataset. More details are summarized in Table. 1.

We compare our method to various methods such as Elastic Weight Consolidation (EWC), Learning without forgetting (LwF), less-forgetful learning (LF) and PackNet as well as networks trained for a single target task which shows the performance without conducting continual learning. We use the GAN method for H-Net in all the experiments as a representative. Training details of H-Net are in the supplementary material.

Continual learning using basic image classification datasets

We have built three experimental scenarios to evaluate our method using basic image classification datasets. We compare the performance of learning a consecutive two task pair among MNIST, SVHN and CIFAR-10 dataset. After that, we conduct multiple-task continual learning with these datasets.

Training details We use the same learning parameters and network architectures suggested in (Jung et al. 2018) used for ‘Tiny image classification’. It is composed of three convolutional layers using 5×5 kernels with the size of 32, 32 and 64 channels respectively, three max pooling layers, one fully connected layer with 200 nodes and the last softmax classifier layer producing 10 outputs. ReLU is used as the activation function in all the experiments. Also an SGD optimizer with a mini-batch size of 100 has been used for model optimization. When training the old task, the weight decay and the momentum were set to 0.004 and 0.9 respectively. The learning rate starts from 0.01 and the decay of the learning rate with a factor 0.1 is done at the time of

20,000 iterations. After 40,000 iterations, the training is terminated in all the experiments. When training a new task, the training of several approaches including Modified LwF, EWC and LF starts with a learning rate of 0.0001 and is terminated at 10,000 iterations without learning rate decay as in (Jung et al. 2018). Unlike ours, LwF, PackNet and HC-Net have the same settings for the old and new task because they need more iterations as the new parameters are to be trained from the scratch. Note that PackNet needs additional pruning and finetuning step. In the new task training of LwF, we start with a learning rate of 0.0002 and 0.001 which are $0.1 \sim 0.02$ times less than that of old task for the ‘MNIST to SVHN’ and ‘SVHN to CIFAR-10’ respectively, as recommended in (Li and Hoiem 2017). The channel split ratio which determines $I^{\mathcal{J}}$ follows the setting of PackNet.

In Table 2, the result of ‘HC-Net (without H-Net)’ shows the performance of the C-Net only. That is, it assumes that the H-Net never fails and the task index \mathcal{J} is always given correctly. Likewise, LwF and PackNet need prior knowledge of a given input to know which classifier to use. As there is no structure like H-Net in the original paper, The actual comparison must be done with ‘C-Net’.

MNIST \rightarrow SVHN After selecting a subset of SVHN to equalize the number of training data between MNIST and SVHN, images are resized to 28×28 as in (Jung et al. 2018). The results of Modified LwF, EWC and LF are referred from (Jung et al. 2018). Modified LwF is slightly different from the original LwF in that the old output \hat{Y}_o and new outputs \hat{Y}_n is united into a single output. The ‘single network’ in Table 2 is a network of full capacity trained using a single dataset. The column ‘Old’ represents the test accuracy on the previously learnt task and ‘New’ is that of the newly trained task. The value γ for EWC is determined as in (Kirkpatrick et al. 2017). A knowledge distillation loss with hyper-parameters of $T = 2$ and $T = 1$ (Hinton, Vinyals, and Dean 2015) is used for LwF.

As MNIST and SVHN highly resemble each other, the accuracy of all methods are relatively high. LF demonstrate better average classification rates than Modified LwF and EWC. LwF can control the performance trade-off between the old and new task by changing the temperature parameter T . The bigger T is, the lower the accuracy drops but it still outperforms those of the methods mentioned above. PackNet almost maintains the performance of the single network for the first task with less than 2% drop in accuracy. HC-Net outperforms all other methods in the table. Note that the prior knowledge to select which task is given in experiments of other methods. Therefore, our HC-Net without H-Net (i.e., C-Net), which shows the highest in performance, should be compared to other baseline methods. Nonetheless, our full model, HC-Net also outperforms PackNet, especially on the second task by around 0.7%.

SVHN \rightarrow CIFAR-10 In this experiment, we want to see the performance of the proposed method when the statistics of the two tasks are quite different. The datasets SVHN and CIFAR-10 have a clear distinction in image styles and colors. For LF whose classifier must be shared between the old and new tasks, this inevitably leads to a significant decrease

Datasets	Methods	Old(%)	New(%)	Avg. (%)	
MNIST ↓ SVHN	single network (MNIST)	99.49	—	—	
	single network (SVHN)	—	92.82	—	
	Modified LwF	94.78	83.77	89.28	
	EWC ($\gamma = 2.32 \times 10^4$)	94.15	79.31	86.73	
	LF ($\lambda_e = 1.6 \times 10^{-3}$)	97.37	83.79	90.58	
	LwF ($T = 1$)	98.27	86.40	92.34	
	LwF ($T = 2$)	97.33	86.97	92.15	
	PackNet	99.45	91.49	95.47	
	HC-Net	99.43	92.20	95.82	
HC-Net (without H-Net)	99.43	92.37	95.90		
SVHN ↓ CIFAR-10	single network (SVHN)	92.94	—	—	
	single network (CIFAR)	—	79.69	—	
	LF ($\lambda_e = 2.0 \times 10^{-3}$)	83.18	48.99	66.09	
	LwF ($T = 1$)	91.76	70.57	81.17	
	LwF ($T = 2$)	90.19	71.94	81.07	
	PackNet	92.84	76.78	84.81	
	HC-Net	90.05	76.62	83.34	
	HC-Net (without H-Net)	92.21	76.70	84.46	
Datasets	Methods	MNIST(%)	SVHN(%)	CIFAR(%)	Avg(%)
MNIST ↓ SVHN ↓ CIFAR-10	single network (MNIST)	99.44	—	—	—
	single network (SVHN)	—	92.94	—	—
	single network (CIFAR)	—	—	79.69	—
	LF ($\lambda_e = 1.0 \times 10^{-3}$)	89.57	72.1	45.43	69.03
	LwF ($T = 1$)	95.06	86.80	68.98	83.61
	LwF ($T = 2$)	86.09	85.07	69.63	80.26
	PackNet	99.38	91.93	66.34	85.88
	HC-Net	99.41	89.36	74.93	87.90
HC-Net (without H-Net)	99.41	91.84	75.02	88.76	

Table 2: Mean classification results on the basic datasets (5 runs).

in performance. LwF and PackNet show similar trends as that of ‘MNIST to SVHN’. Higher temperature (T) induces better performance in the new task but a bit of degradation in average performance still occurs. PackNet experiences almost no performance degradation. The pruning method of PackNet acts like a generalization method and helps the model to maintain its capacity. The average performance of C-Net is slightly lower than that of PackNet by 0.35%. However, note that PackNet requires additional finetuning after the pruning process and takes additional time for training. On the other hand, C-Net requires no additional pruning or finetuning procedure and yet retains the performance.

MNIST → SVHN → CIFAR-10 Training three or more tasks is unmanageable for the models using regularization methods. LF scored an average accuracy of no more than 69.03%, which is much more lower than any other methods. No matter how we change the temperature (T), LwF suffers from a drop in average performance, especially in the third task. Also, even though the proportion allocated to each task is equivalent between the PackNet and our methods (HC-Net and C-Net), our method highly outperforms the PackNet in the third task. This implies that HC-Net is more suitable for multi-task sequential learning situation.

Continual learning using realistic datasets

ImageNet contains images more realistic than other datasets used in this paper. Higher resolution and complex backgrounds make the classification even harder. To save the training time, two subsets of the ImageNet dataset each having 50 randomly chosen classes have been used for evaluation. They are referred to as ImageNet-A and ImageNet-B respectively in this paper. To show the adaptability of our

datasets	Methods	Old(%)	New(%)	Avg. (%)
ImageNet-A ↓ ImageNet-B	single network (ImageNet-A)	83.28	—	—
	single network (ImageNet-B)	—	85.28	—
	LwF ($T = 1$)	82.2	86.72	84.46
	LwF ($T = 2$)	80.92	86.96	83.94
	PackNet	82.16	88.72	85.44
	HC-Net (without H-Net)	83.30	88.66	85.98

Table 3: Mean classification results for the realistic dataset (2 runs)

method on structures having shortcut connections, ResNet-50 is used for the experiment. We use the same experimental setting as in (He et al. 2016) with a batch size of 128. We compare our C-Net with LwF and PackNet.

Table 3 shows the results on the ImageNet dataset. The ‘Old’ accuracy of all methods slightly dropped from those of single networks. Like in the ‘SVHN to CIFAR-10’ experiment, PackNet shows a better result than the LwF regardless of the value of T . The result of C-Net is almost identical to PackNet with a slight increase in the average accuracy.

PackNet actually utilizes more parameters for each task than C-Net does. Since the masks force weights with no influence to be zero and utilize the well trained remaining weights, PackNet can make good use of the entire network. However in C-Net, just adding filters gradually without any other post-processing performs well enough compared to PackNet. When the model of an initially designed size is fully occupied by several tasks, C-Net can just add more filters and train them along with the trained filters while this is not the case of PackNet. Furthermore, PackNet requires additional memories to store the masks for all filters in it. C-Net needs only one integer per layer for each task. For these reasons, C-Net is far more efficient than the PackNet with no loss in performance.

Ablation study on the efficiency of C-Net

As mentioned in the method, our C-Net appends filters whenever a new task is to be trained. In this process, parameters learned from previous tasks are utilized altogether and the parameters which are to be trained newly are initialized using the existing ones. We conduct experiments to show the effect of these methods. Experiments are carried out in ‘MNIST to SVHN’ case as a representative.

Initialization with pretrained parameters To analyse the effectiveness of initialization using pretrained old task parameters with random Gaussian noise, we compare the accuracy between a model initializing the new parameters with just a random Gaussian distribution and a model initializing the new task parameters using the pretrained old task parameters with additional random Gaussian noise. In Table 4, the model initialized by our method obviously shows higher accuracy on the SVHN task. This result implies that a good initialization prevents the model from going through a local minima.

Parameter sharing We verify the effect of the parameter sharing between the old task and the new task. The baseline method is a model where the old parameters are filled with random Gaussian initialization and no further training

Initialization	Old(%)	New(%)	Avg.(%)
Random	99.42	91.67	95.55
Pretrained parameters	99.43	92.37	95.90

Table 4: Performances of the old (MNIST) and new (SVHN) tasks with different initialization methods: 1) initialization with only random Gaussian noise and 2) the pre-trained parameter added by random Gaussian noise

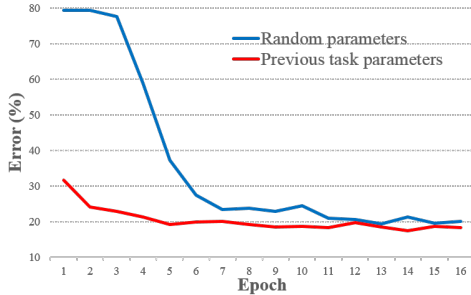


Figure 3: Error rate comparison between sharing the parameters which learned previous task and random parameters.

is done. The new parameters in the model have to learn knowledges from the new task without the aid of old parameters since they are fixed from the beginning. On the other hand, the old parameters in our method is trained by the old task and the new parameters can make use of these learnt knowledges to learn the new task. To solely observe the effect of the parameter sharing, both methods do not use our parameter initialization method mentioned in the previous section. The task indices I^1 and I^2 are $\{16,16,32\}$ and $\{18,18,34\}$ respectively. The model using parameter sharing converges far more faster than the model with no parameter sharing which is shown in Figure 3. Also the final error rate of our method is lower than the other. Increasing the number of indices elevation enhances our method by 6.38% and the other model by 7.91%. This implies that the parameter sharing improves the model and allow it to be compact with fewer numbers of filters.

H-Net

To solely examine the influence of H-Net on our method (HC-Net), we have conducted experiments with the same experimental scenarios in HC-Net for GAN and VAE.

In continual learning on MNIST and SVHN datasets, all methods approximates the results to perfection. Despite of the similar appearance of these two datasets, VAE has been able to generate distinct outputs. If a sample in the MNIST dataset is given, the result from the VAE resembles those of the SVHN dataset. In other words, auto-encoders of each task tends to memorize only what they used for training. PCA is completely able to discriminate the origin of the images from MNIST and SVHN. Particularly in this experiment, even when using a single eigen-vector with the least eigen-value showed a result of 100% and 99.7%. According to the dataset, PCA can highly reduce the computational cost

#of increasing each index	Ours(%)	Random(%)
2	80.60	78.10
4	85.31	83.85
6	86.98	86.01

Table 5: The performances on the new task while increasing the filter index of the model using parameter sharing and the model with random fixed parameters.

Datasets	Methods	Old(%)	New(%)	Avg. (%)
MNIST	GAN	100	99.94	99.97
↓	VAE	100	99.85	99.93
SVHN	PCA	100	100	100
SVHN	GAN	97.00	99.90	98.45
↓	VAE	71.07	97.06	84.07
CIFAR-10	PCA	93.28	92.5	92.89

Datasets	Methods	MNIST(%)	SVHN(%)	CIFAR(%)	Avg(%)
MNIST	GAN	100	96.65	99.83	98.83
→ SVHN	VAE	100	71.22	97.07	89.43
→ CIFAR-10	PCA	100	93.28	92.5	94.78

Table 6: Experimental results of H-Net on the basic datasets

as well as the memory resource.

In the experiments of SVHN and CIFAR, GAN showed the best discriminating performance. VAE shows a poor result on SVHN while the performance on CIFAR remains more than 97%. This means that the auto-encoder trained for CIFAR reconstructs SVHN images well, leading to low reconstruction losses in both of the auto-encoders. With PCA, both datasets are able to separate from each other with chances more than 92%. The experiments using all three datasets showed almost the same results as the experiments above. GAN definitely shows the best results among all methods introduced.

Limitation Generative models usually have difficulties in generating realistic images with high resolution and there are few researches experimented on ImageNet data. This incompetence makes the H-Net hard to be applied to the ImageNet data. Also, as the subgroups share the same statistics, PCA hardly catch the characteristic of each set. Experiments have shown poor results on ImageNet and we leave this for a future work.

Conclusion

In this paper, we have proposed a novel framework which is able to divide its capacity into several parts and utilize them according to the given input. Composed of two networks, H-Net is responsible for memorizing “where the data came from” and complicated knowledges such as “what the data is” are engraved to the C-Net. To the best of our knowledge, our work, H-Net, is the first attempt to estimate the origin of data which used to be assumed as given in the previous works. As well as overcoming the catastrophic forgetting, HC-Net allows extra class labels when training a new dataset and also has expandability to the network architecture.

Training Details of H-Net

GAN

We use the deep convolutional generative adversarial networks (DCGAN) (Radford, Metz, and Chintala 2015). In all experiments of the basic image classification dataset, we use the size of latent vector to 200. The generator use the four transposed convolution layers which are using 512,256,128 and 3 channels with 4×4 kernels, respectively and we use ReLU activation for all layers except for the output, which uses Tanh. Transposed convolution layers use 2 stride except the first layer. we use LeakyReLU activation in the discriminator for all layers. For the discriminator, the last convolution layer is flattened and then fed into a sigmoid output to discriminate. The architecture of discriminator is symmetrical to it of the generator. We use batchnorm in both generator and the discriminator.

We use the Adam optimizer with learning rate of 0.0002 using the batch size of 64. The momentum term β_1 set to 0.5 and we train the generator until 200 epochs. The generated samples of basic image classification dataset are shown in Figure 4(a), 5(a) and 6(a).

For the binary classifier, we use the same network and experimental settings.




(a) Generated samples with the generator of H-Net (b) Real samples

Figure 4: MNIST dataset



(a) Generated samples with the generator of H-Net (b) Real samples

Figure 5: SVHN dataset



(a) Generated samples with the generator of H-Net (b) Real samples

Figure 6: CIFAR-10 dataset

VAE

We use the simplified VAE. we use two fully connected layer with a hidden layer with 400 units and 20 units for mean and variance of the latent state distributions. The decoder have an equal number of hidden units.

We train the VAE with ReLU activation, sigmoid activation and Adam optimizer with a learning rate of 0.0001 using batch size of 128. We train the VAE until 100 epochs.

References

- [Buzsaki 2006] Buzsaki, G. 2006. *Rhythms of the Brain*. Oxford University Press.
- [Dai et al. 2016] Dai, J.; Li, Y.; He, K.; and Sun, J. 2016. R-fcn: Object detection via region-based fully convolutional networks. In *Advances in neural information processing systems*, 379–387.
- [Gepperth and Karaoguz 2016] Gepperth, A., and Karaoguz, C. 2016. A bio-inspired incremental learning architecture for applied perceptual problems. *Cognitive Computation* 8(5):924–934.
- [Goodfellow et al. 2014] Goodfellow, I.; Pouget-Abadie, J.; Mirza, M.; Xu, B.; Warde-Farley, D.; Ozair, S.; Courville, A.; and Bengio, Y. 2014. Generative adversarial nets. In *Advances in neural information processing systems*, 2672–2680.
- [He et al. 2016] He, K.; Zhang, X.; Ren, S.; and Sun, J. 2016. Deep residual learning for image recognition. In *Proceedings of the IEEE conference on computer vision and pattern recognition*, 770–778.
- [Hinton, Vinyals, and Dean 2015] Hinton, G.; Vinyals, O.; and Dean, J. 2015. Distilling the knowledge in a neural network. *arXiv preprint arXiv:1503.02531*.
- [Jolliffe 2011] Jolliffe, I. 2011. Principal component analysis. In *International encyclopedia of statistical science*. Springer. 1094–1096.
- [Jung et al. 2018] Jung, H.; Ju, J.; Jung, M.; and Kim, J. 2018. Less-forgetful learning for domain expansion in deep neural networks.
- [Kemker and Kanan 2017] Kemker, R., and Kanan, C. 2017.

- Fearnnet: Brain-inspired model for incremental learning. *arXiv preprint arXiv:1711.10563*.
- [Kingma and Welling 2013] Kingma, D. P., and Welling, M. 2013. Auto-encoding variational bayes. *arXiv preprint arXiv:1312.6114*.
- [Kirkpatrick et al. 2017] Kirkpatrick, J.; Pascanu, R.; Rabinowitz, N.; Veness, J.; Desjardins, G.; Rusu, A. A.; Milan, K.; Quan, J.; Ramalho, T.; Grabska-Barwinska, A.; et al. 2017. Overcoming catastrophic forgetting in neural networks. *Proceedings of the national academy of sciences* 201611835.
- [Krizhevsky and Hinton 2009] Krizhevsky, A., and Hinton, G. 2009. Learning multiple layers of features from tiny images. Technical report, Citeseer.
- [LeCun et al. 1998] LeCun, Y.; Bottou, L.; Bengio, Y.; and Haffner, P. 1998. Gradient-based learning applied to document recognition. *Proceedings of the IEEE* 86(11):2278–2324.
- [Li and Hoiem 2017] Li, Z., and Hoiem, D. 2017. Learning without forgetting. *IEEE Transactions on Pattern Analysis and Machine Intelligence*.
- [Li et al. 2016] Li, H.; Kadav, A.; Durdanovic, I.; Samet, H.; and Graf, H. P. 2016. Pruning filters for efficient convnets. *arXiv preprint arXiv:1608.08710*.
- [Liu et al. 2016] Liu, W.; Anguelov, D.; Erhan, D.; Szegedy, C.; Reed, S.; Fu, C.-Y.; and Berg, A. C. 2016. Ssd: Single shot multibox detector. In *European conference on computer vision*, 21–37. Springer.
- [Long, Shelhamer, and Darrell 2015] Long, J.; Shelhamer, E.; and Darrell, T. 2015. Fully convolutional networks for semantic segmentation. In *Proceedings of the IEEE conference on computer vision and pattern recognition*, 3431–3440.
- [Mallya and Lazebnik 2018] Mallya, A., and Lazebnik, S. 2018. Packnet: Adding multiple tasks to a single network by iterative pruning. In *The IEEE Conference on Computer Vision and Pattern Recognition (CVPR)*.
- [Netzer et al. 2011] Netzer, Y.; Wang, T.; Coates, A.; Bissacco, A.; Wu, B.; and Ng, A. Y. 2011. Reading digits in natural images with unsupervised feature learning. In *NIPS workshop on deep learning and unsupervised feature learning*, volume 2011, 5.
- [Radford, Metz, and Chintala 2015] Radford, A.; Metz, L.; and Chintala, S. 2015. Unsupervised representation learning with deep convolutional generative adversarial networks. *arXiv preprint arXiv:1511.06434*.
- [Redmon et al. 2016] Redmon, J.; Divvala, S.; Girshick, R.; and Farhadi, A. 2016. You only look once: Unified, real-time object detection. In *Proceedings of the IEEE conference on computer vision and pattern recognition*, 779–788.
- [Russakovsky et al. 2015] Russakovsky, O.; Deng, J.; Su, H.; Krause, J.; Satheesh, S.; Ma, S.; Huang, Z.; Karpathy, A.; Khosla, A.; Bernstein, M.; Berg, A. C.; and Fei-Fei, L. 2015. ImageNet Large Scale Visual Recognition Challenge. *International Journal of Computer Vision (IJCV)* 115(3):211–252.
- [Rusu et al. 2016] Rusu, A. A.; Rabinowitz, N. C.; Desjardins, G.; Soyer, H.; Kirkpatrick, J.; Kavukcuoglu, K.; Pascanu, R.; and Hadsell, R. 2016. Progressive neural networks. *arXiv preprint arXiv:1606.04671*.
- [Shin et al. 2017] Shin, H.; Lee, J. K.; Kim, J.; and Kim, J. 2017. Continual learning with deep generative replay. In *Advances in Neural Information Processing Systems*, 2990–2999.
- [Simonyan and Zisserman 2014] Simonyan, K., and Zisserman, A. 2014. Very deep convolutional networks for large-scale image recognition. *arXiv preprint arXiv:1409.1556*.
- [Szegedy et al. 2015] Szegedy, C.; Liu, W.; Jia, Y.; Sermanet, P.; Reed, S.; Anguelov, D.; Erhan, D.; Vanhoucke, V.; and Rabinovich, A. 2015. Going deeper with convolutions. In *Proceedings of the IEEE conference on computer vision and pattern recognition*, 1–9.