

# IDSGAN: Generative Adversarial Networks for Attack Generation against Intrusion Detection

Zilong Lin, Yong Shi, and Zhi Xue

Shanghai Jiao Tong University  
 {zllinxs, shiyong, zxue}@sjtu.edu.cn

**Abstract.** As an important tool in security, the intrusion detection system bears the responsibility of the defense to network attacks performed by malicious traffic. Nowadays, with the help of machine learning algorithms, the intrusion detection system develops rapidly. However, the robustness of this system is questionable when it faces the adversarial attacks. To improve the detection system, more potential attack approaches are under research. In this paper, a framework of the generative adversarial networks, called IDSGAN, is proposed to generate the adversarial malicious traffic records aiming to attack intrusion detection systems by deceiving and evading the detection. Given that the internal structure of the detection system is unknown to attackers, the adversarial attack examples perform the black-box attacks against the detection system. IDSGAN leverages a generator to transform original malicious traffic records into adversarial malicious ones. A discriminator classifies traffic examples and learns the black-box detection system. More significantly, to guarantee the validity of the intrusion, only part of the nonfunctional features are modified in attack traffic. Based on the tests to the dataset NSL-KDD, the feasibility of the model is indicated by attacking multiple kinds of the detection system models with different attack categories, achieving the excellent results. Moreover, the robustness of IDSGAN is verified by changing the amount of the modified features.

**Keywords:** Generative adversarial networks · Intrusion detection · Adversarial examples · Black-box attack

## 1 Introduction

With the spread of security threats in the Internet, the intrusion detection system (IDS) becomes the essential tool to detect and defend network attacks which are performed in the form of the malicious network traffic. By analyzing the features extracted from the network traffic, the IDS monitors the network and raises an alarm if the unsafe traffic is identified. The main aim of IDS is to audit and classify the network traffic records between normal ones and malicious ones.

As a classification issue, the IDS has widely leveraged machine learning algorithms to classify traffic based on the feature records, including K-Nearest Neighbors, Support Vector Machine, Decision Tree, etc [12]. In recent years,

deep learning algorithms (like Convolutional Neural Networks, Recurrent Neural Networks, Auto Encoder, etc [10]) further contribute with an improvement to IDS in accuracy and simplification.

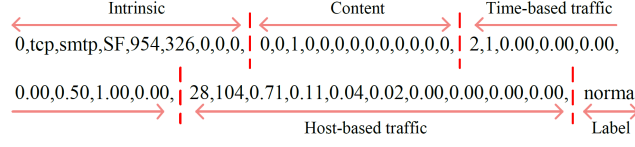
However, the intrusion detection system exposes the vulnerability under the adversarial examples in the recent work [2], in which the designed inputs which were generated from the original malicious inputs were misclassified by IDS, bypassing the detection. For such an attack, the generative adversarial network (GAN) [5] is the potential method for such adversarial sample generation to launch the related attacks. Also, GAN was implemented in attack or defence within the field of information security, including malware, intrusion detection, etc [8,7,4].

In this paper, we proposed a new framework of GAN, named IDSGAN, for the adversarial attack generation against the intrusion detection systems. The goal of the model is to generate malicious feature records of the attack traffic which can deceive and bypass the detection of the defense systems and, then, to guide the real network attack. Following the adversarial malicious traffic records, the attackers can design traffic to evade the detection in the real-world attack. In the model, we designed and improved the generator and the discriminator based on Wasserstein GAN given its superior characteristics [1]. The generator generates adversarial malicious traffic records. Given that attackers have no knowledge of the internal structure of the IDS, the discriminator learns the black-box IDS and provides the feedback for the training of the generator. In the experiment, we modeled the black-box IDS powered by different types of machine learning algorithms, simulating the intrusion detection systems in reality. In summary, we make the following contributions:

- An improved framework named IDSGAN is proposed to generate adversarial malicious traffic records to guide the attack to IDS. To ensure the validity of real network traffic designed by IDSGAN, the restriction is set in the modification to the original malicious traffic records.
- To mimic the real attacks to IDS, adversarial attacks perform the black-box attacks against the IDS powered by machine learning algorithms.
- IDSGAN presented good performance in experiments in which most of the adversarial malicious records bypassed the detection of the black-box IDS.
- The tests to IDSGAN under different amounts of the modified features in adversarial malicious records verified the strong robustness of the model.

## 2 Proposed Method

IDSGAN, an improved model of GAN, is aimed to perform the evasion attacks by generating adversarial malicious traffic records which enable to fool the black-box IDS models. In IDSGAN, the generator and the discriminator engage in a two-player minimax game for adversarial example generation. Based on the characteristics of the benchmark dataset NSL-KDD, it is necessary to preprocess the dataset to fit the model.



**Fig. 1.** The feature distribution in a line of the traffic record of NSL-KDD, including the features and the label.

## 2.1 Dataset: NSL-KDD dataset description

Improved from KDD'99, NSL-KDD is utilized as a benchmark dataset to evaluate IDS today [6]. In NSL-KDD, the dataset comprises of the training set KDDTrain+ and the testing set KDDTest+.

Extracted from the real network environment, the traffic data contains the normal traffic and four main categories of malicious traffic, including Probing (Probe), Denial of Service (DoS), User to Root (U2R) and Root to Local (R2L).

The traffic records in NSL-KDD are extracted into the sequences of the features combination, as the abstract description of the normal and malicious network traffic. There are 9 features in discrete values and 32 features in continuous values, a total of 41 features. Based on the meanings of each features, these features consists of four sets including “intrinsic”, “content”, “time-based traffic” and “host-based traffic” [3,9], as shown in Figure 1.

## 2.2 Data preprocessing

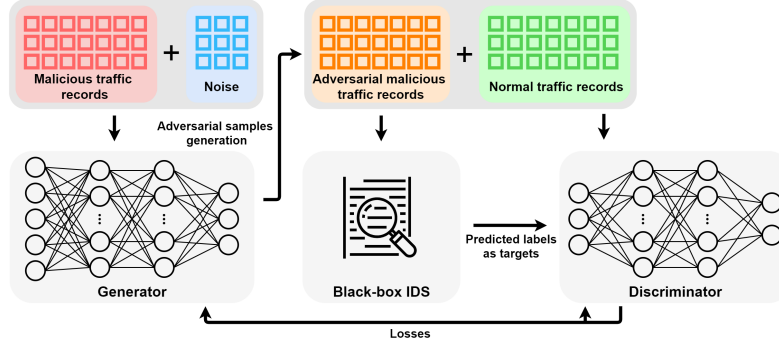
Given multiple feature types and ranges in NSL-KDD, the numeric conversion and the normalization were preprocessed on the data before feeding into models.

In 9 discrete features, 3 features are in nonnumeric values and 6 features are in binary values in the form of 0 or 1. To convert the feature sequences into the numeric vectors as the input, the nonnumeric features (including protocol.type, service, flag) are embedded firstly. For instance, “protocol.type” has 3 types of attributes: TCP, UDP and ICMP, which will be converted into one-hot vectors.

To eliminate the dimensional impact between feature values in the input vectors, the standard scalar is utilized to normalize the original and converted numeric features into a specific range. Given the feasibility for all discrete and continuous features, the Min-Max normalization method is implemented in our work to transform data into the interval of  $[0, 1]$ , calculated as below:

$$x' = \frac{x - x_{min}}{x_{max} - x_{min}} \quad (1)$$

where  $x$  is the feature value before the normalization and  $x'$  is that after the normalization. Besides,  $x_{max}$  and  $x_{min}$  represent the maximum value and the minimum value of this feature in the dataset, respectively.



**Fig. 2.** The training of IDSGAN. The training set is divided into the normal traffic records and the malicious traffic records. After adding noise, the malicious records are sent into the generator and modified as the adversarial ones. The adversarial malicious records and the normal ones are predicted by the black-box IDS. The predicted labels are used in the discriminator to learn the black-box IDS. The losses of generator and the discriminator are calculated based on the results of the discriminator and the predicted labels of the black-box IDS.

### 2.3 Structure of IDSGAN

As a hot topic, many GAN structures have been designed for different requests. To prevent the non-convergence and instability of GAN, IDSGAN is proposed based on the structure of Wasserstein GAN. In the model, the generator modifies limited features to generate adversarial malicious traffic records. By restricting the modification in limited nonfunctional features, the valid adversarial attack can be generated to evade the detection of IDS in reality. The discriminator is trained to learn the black-box IDS and feedback the training of the generator. The black-box IDS is implemented by machine learning algorithms to simulate IDS in real world. The framework of IDSGAN is delineated in Figure 2.

**Restriction in generating adversarial examples** Although the main purpose of the adversarial attack examples generation is to evade IDS, the premise is that this generation should retain the attack function of the malicious traffic so that the malicious traffic based on the adversarial records from IDSGAN can be reproduced and launch network attacks in reality .

Based on the attack principles and purposes, it is evident that each category of attacks has its specific functional features representing the basic function of this attack. It means that the attack attribute would remain unaltered if we only fine-tuned the nonfunctional features, not the functional features. Thus, to ensure the validity of the attack, the functional features of each attack should be kept unchanged. For the nonfunctional features which don't represent the function relevant to that attack, we can fine-tune or retain them in the adversarial example generation. These retained features, including functional features, are

**Table 1.** The functional features of each attack category.

Attack	Intrinsic	Content	Time-based traffic	Host-based traffic
Probe	✓		✓	✓
DoS	✓		✓	
U2R	✓	✓		
R2L	✓	✓		

called as the unmodified features in our work. As shown in [9], the functional features of each attack category in NSL-KDD are summarized in Table 1.

**Generator** As a crucial part of the model, the generator plays the role of generating adversarial malicious traffic records for the evasion attack to IDS.

To transform an original example into an adversarial example, the initial noise perturbation is added into the original traffic record example before the generation. We concatenated an  $m$ -dimensional original example vector  $M$  and an  $n$ -dimensional noise vector  $N$  as an input vector fed into the generator. As the original example part,  $M$  has been preprocessed. To be consistent with the normalized vector, the elements of the noise part are randomized in a uniform distribution within the range of  $[0, 1]$ .

Our purposed structure of the generator has a neural network structure with 5 linear layers. The ReLU non-linearity  $F = \max(0, x)$  is utilized to activate the outputs of former 4 linear layers. To make the adversarial examples share the same dimension as the original example vector  $M$ , the output layer has  $m$  units. The loss of the generator is calculated based on the classification results from the discriminator (see Equ 2).

In addition, some tricks are applied in the processing of the modified features. To restrict the output elements into the range of  $[0, 1]$ , the element which is above 1 is set as 1 and the element which is below 0 is set as 0. Moreover, the discrete features which have more than two values before the data preprocessing only exist in “intrinsic” features. Concerning that “intrinsic” features are the functional features in all the attacks of NSL-KDD, the discrete features to be modified are the binary discrete features in the rest parts. After the generation by the generator, the values of these modified discrete features will be transformed into binary values with 0.5 as the threshold, in which the values above or below the threshold will be transformed into 1 or 0.

**Discriminator** Without the knowledge of the black-box IDS models, the discriminator is used to learn and imitate the black-box IDS based on the detected samples and their results by black-box IDS models. As an imitated IDS model, the discriminator helps the generator’s training, in which the loss is calculated based on the detection results of the discriminator and the gradient is back-propagated to the generator. Through attacking the discriminator by adversarial examples and updating parameters by the loss from the discriminator, the generator learns a better evasion strategy to fine-tune original malicious records.

**Algorithm 1** IDSGAN**Require:**

Original normal and malicious traffic records  $S_{normal}, S_{attack}$ ;  
 The noise  $N$  for the adversarial generation;  
 The pretrained black-box IDS  $B$ ;

**Ensure:**

The optimization of the generator  $G$  and the discriminator  $D$ ;  
 1: Initialize the generator  $G$ , the discriminator  $D$ ;  
 2: **for** number of training iterations **do**  
 3:   **for**  $G$ -steps **do**  
 4:      $G$  generates the adversarial malicious traffic examples based on  $S_{attack}$ ;  
 5:     Update the parameters of  $G$  according to Eq. 2;  
 6:   **end for**  
 7:   **for**  $D$ -steps **do**  
 8:      $B$  classifies the training set including  $S_{normal}$  and  $G(S_{attack}, N)$ , getting predicted labels;  
 9:      $D$  classifies the training set;  
 10:     Update the parameters of  $D$  according to Eq. 3;  
 11:   **end for**  
 12: **end for**

The discriminator is a multi-layer neural network to classify the malicious records and the normal ones. In the training to the discriminator, the normal traffic records and the adversarial malicious traffic records are first classified by the black-box IDS. Then, for the discriminator's learning to the black-box IDS, the same dataset is shared with the discriminator as the training set, of which the target labels are the prediction from the black-box IDS, shown in Figure 2.

**Training algorithms** In the training of the generator, the detection results of the discriminator to the adversarial examples provide the gradient information for the generator. The loss function of the generator is defined in Equ. 2.

$$L_G = \mathbb{E}_{M \in S_{attack}, N} D(G(M, N)) \quad (2)$$

where  $S_{attack}$  is the original malicious traffic records;  $G$  and  $D$  represent the generator and the discriminator, respectively. To train and optimize the generator to fool the black-box IDS, we need to minimize  $L_G$ .

The training set of the discriminator includes adversarial malicious records and normal records. With the aim of learning the black-box IDS, the discriminator gets the loss calculated by the output labels of the discriminator and the predicted labels achieved from the black-box IDS. Thus, the loss function for the discriminator's optimization is in Equ. 3.

$$L_D = \mathbb{E}_{s \in B_{normal}} D(s) - \mathbb{E}_{s \in B_{attack}} D(s) \quad (3)$$

where  $s$  means the training set of the discriminator;  $B_{normal}$  and  $B_{attack}$  mean the normal traffic records and the adversarial traffic records with the predicted labels from the black-box IDS as the ground truth, respectively.

Based on Wasserstein GAN, RMSProp is the optimizer of IDSGAN to optimize the parameters in the model. The outline of the general IDSGAN training is shown in Algorithm 1.

### 3 Experiments and Results

In the experiment, PyTorch is adopted as the deep learning framework to implement IDSGAN [11]. The purposed model is run and evaluated on a Linux PC with Intel Core i7-2600.

IDSGAN is trained with a 64 batch size for 100 epochs. The learning rates of the generator and the discriminator are both 0.0001. The weight clipping threshold in the training of the discriminator is 0.01. The dimension of the noise vector is 9.

Based on the relevant researches in intrusion detection, multiple machine learning algorithms have been used in IDS. To evaluate the capacity and generality of the model against IDS, we formed 7 types of black-box IDS models. The algorithms of each IDS model adopted in the evaluation include Support Vector Machine (SVM), Naive Bayes (NB), Multilayer Perceptron (MLP), Logistic Regression (LR), Decision Tree (DT), Random Forest (RF) and K-Nearest Neighbors (KNN). In the evaluation to IDSGAN, the black-box IDS models have been trained with their training set before generating adversarial samples.

The training set and the test set are designed based on the dataset NSL-KDD (containing KDDTrain+ and KDDTest+). The training set for the black-box IDS consists of one half of the records in KDDTrain+, in which normal and malicious traffic records are included. The training set of the discriminator includes the normal traffic records in the other half of KDDTrain+ and the adversarial malicious records from the generator. Given the nonfunctional features to be modified in each attack category are different, IDSGAN generates the adversarial examples for solely one attack category each time. So, the training set of the generator for one attack category is the records of that category in the other half of KDDTrain+. The records of one attack category in KDDTest+ make up the test set for the generator who aims of the adversarial samples of that category.

For the experimental metrics, the detection rate and the evasion increase rate are measured, showing the performance of IDSGAN directly and comparatively. The detection rate (DR) is the proportion of correctly detected malicious traffic records by the black-box IDS to all of those attack records, directly reflecting the evasion ability of the adversarial examples and the robustness of the black-box IDS. The original detection rate and the adversarial detection rate represent the detection rate to the original malicious traffic records and that to the adversarial malicious traffic records, respectively. In addition, we defined the evasion increase rate (EIR) as the rate of the increase in the undetected adversarial

**Table 2.** The performance of IDSGAN under DoS, U2R and R2L. The first two lines are the black-box IDS’s original detection rates to the original test set. In Column “Add”, “×” means the adversarial generation with only the functional features unmodified, while “✓” means that the unmodified features in the generation are added.

Add	Attack	Metric (%)	SVM	NB	MLP	LR	DT	RF	KNN
–	DoS	Original DR	82.37	84.94	82.70	79.85	75.13	73.28	77.22
–	U2R & R2L	Original DR	0.68	6.19	4.54	0.64	12.66	2.44	5.69
×	DoS	Adversarial DR	0.46	0.01	0.72	0.36	0.20	0.35	0.37
×	DoS	EIR	99.44	99.99	99.13	99.55	99.73	99.52	99.52
×	U2R & R2L	Adversarial DR	0.00	0.01	0.00	0.00	0.02	0.00	0.00
×	U2R & R2L	EIR	100.00	99.84	100.00	100.00	99.84	100.00	100.00
✓	DoS	Adversarial DR	1.03	1.26	1.21	0.97	0.36	0.77	1.16
✓	DoS	EIR	98.75	98.52	98.54	98.79	99.52	98.95	98.50
✓	U2R & R2L	Adversarial DR	0.01	0.08	0.01	0.00	0.07	0.00	0.00
✓	U2R & R2L	EIR	98.53	98.71	99.78	100.00	99.45	100.00	100.00

malicious examples by IDS to the original malicious examples, measuring the evasion attack of IDSGAN. These metrics are calculated as follows.

$$DR = \frac{\text{Num. of correctly detected attacks}}{\text{Num. of all the attacks}} \quad (4)$$

$$EIR = 1 - \frac{\text{Adversarial detection rate}}{\text{Original detection rate}} \quad (5)$$

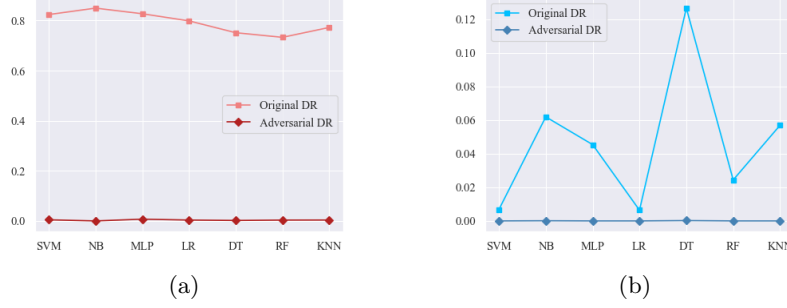
A lower detection rate means more malicious traffic records evade the detection of the black-box IDS, directly revealing the stronger adversarial attack capacity of the model. On the contrary, a lower evasion increase rate reflects a low increase rate of the number of adversarial examples evading the black-box IDS, meaning a low improvement in the evasion attack capacity of adversarial examples compared with the original ones. So, the goal for the IDSGAN optimization is to obtain a lower detection rate and a higher evasion increase rate.

### 3.1 Measurement of IDSGAN in different attacks

To evaluate the model comprehensively, the trained IDSGAN was tested to generate the adversarial malicious samples based on KDDTest+. Given that DoS and Probe are both the attacks based on network, we only tested on DoS to show the performance of IDSGAN on such kinds of attacks. Additionally, the attacks based on the traffic content like U2R and R2L were also tested. Due to the small amount of the U2R and R2L records in NSL-KDD which share similar characteristics, U2R and R2L were gathered as one attack group in our work.

Before the generation by IDSGAN, the original detection rates to DoS, U2R and R2L were measured on the trained black-box IDS, shown in Table 2. By reason of the small amount of records of U2R and R2L in the training set, the insufficient learning makes the low original detection rates to U2R and R2L.





**Fig. 3.** The comparisons of the adversarial detection rates and the original detection rates under different black-box IDS models with only the functional features unmodified. (a) is the results of DoS and (b) is the results of U2R and R2L.

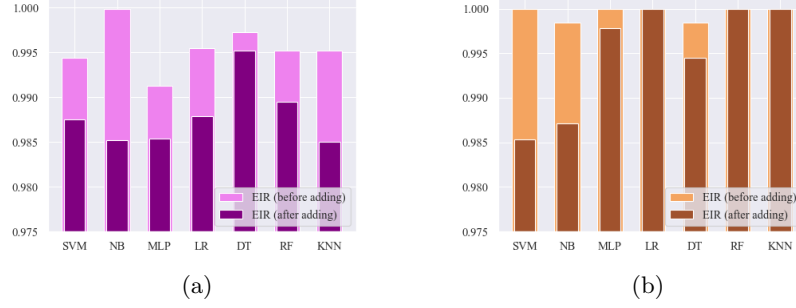
First, we tested the capacity of IDSGAN in different attacks with only the functional features unmodified.

The results of the experiments are shown in Table 2 and Figure 3. In the results, all of the adversarial detection rates to DoS, U2R and R2L under different black-box IDS model types declined compared with the original detection rates, and reached around 0 after the generation of IDSGAN, indicating that the IDS models are almost unable to classify any adversarial examples.

As shown in Figure 3(a), the adversarial detection rates to DoS under all detection algorithms remarkably decreased from around 80% to less than 1%. Although Multilayer Perceptron showed the best robustness in the list of all IDS models, its adversarial detection rate to DoS was only 0.72%. More than 99.0% of the adversarial DoS traffic examples evaded the detection of the black-box IDS model in each test. The evasion increase rate in each DoS test was above 99.0%. The results indicates the excellent performance of IDSGAN in DoS.

For U2R and R2L shown in Figure 3(b), although the difference of the original detection rates between algorithms was noticeable, all of the adversarial detection rates were equal to or close to 0, indicating that most original detectable examples of U2R and R2L were able to fool and evade the IDS after the adversarial generation of IDSGAN. With a large increase in the amount of the adversarial malicious examples deceiving the IDS, the evasion increase rates were high, all of which were above 99.5%.

The low adversarial detection rates and the high evasion increase rates obtained in the tests under various attack categories and multiple IDS model types indicate the great capacity and generality of IDSGAN in adversarial attacks to evade various IDS models. Besides, some tiny differences also existed in the performance of IDSGAN under different attack categories and different IDS models.



**Fig. 4.** The comparisons of the evasion increase rates under various black-box IDS model types before adding unmodified features and after adding unmodified features. (a) is the results of DoS and (b) is the results of U2R and R2L.

### 3.2 Measurement of IDSGAN with different amounts of modified features

In the study to the capacity and robustness of IDSGAN, the amount of the modified features is an influential factor which significantly affects the success of the adversarial attacks by our purposed model. To evaluate the impact of the amount of modified features on IDSGAN, the contrast tests have been done on DoS, U2R and R2L, altering the number of the modified features. Given that the fewest unmodified features in each attack are this attack’s functional features representing the attack function, the way to alter the amount of modified features is to add some nonfunctional features into the group of the unmodified features. These nonfunctional features were modified features in Section 3.1. The added unmodified features were randomly chosen from each of the nonfunctional feature sets. In the experiments, 50% of the nonfunctional features were leveraged as the new unmodified features, which are listed below.

– DoS:

**Content:** hot, num\_failed\_logins, logged\_in, num\_compromised, num\_root, num\_file\_creations, is\_guest\_login;

**Host-based traffic:** dst\_host\_count, dst\_host\_error\_rate, dst\_host\_error\_rate, dst\_host\_same\_srv\_rate, dst\_host\_same\_src\_port\_rate;

– U2R & R2L:

**Time-based traffic:** count, srv\_count, error\_rate, srv\_error\_rate;

**Host-based traffic:** dst\_host\_srv\_diff\_host\_rate, dst\_host\_srv\_error\_rate, dst\_host\_srv\_count, dst\_host\_diff\_srv\_rate, dst\_host\_srv\_r-error\_rate.

The results of the experiments are shown in Table 2 and Figure 4, which clearly and comparably present the capacity and robustness of IDSGAN under different amounts of the modified features by the evasion increase rates. Compared with the results in which only the functional features were unmodified, the evasion increase rates decreased slightly or maintained in contrast experiments.

The minor changes of all the evasion increase rates in Figure 4 reflect the strong robustness of IDSGAN under fewer modified features. Besides, with the increase of the unmodified features, more original information in one traffic record is retained in the adversarial traffic generation. Based on this increased knowledge, the detection of the black-box IDS was more accurate, showing better results in metrics. However, the strong perturbation from the modified features still caused that the accurate detections were not common for all of the IDS model types even if the amount of modified features was reduced. For instance, the evasion increase rates kept unchanged after adding unmodified features when Logistic Regression detected U2R and R2L. So, the improvements in the detection results of the black-box IDS were different under various attack categories and IDS model types.

The declines of the evasion increase rates were related to the attack categories. For example, in Figure 4(a), the reduction in the evasion increase rates of DoS under K-Nearest Neighbors was about 1.00% before and after changing the modified features. However, the same algorithm was not perturbed on evasion increase rate under U2R and R2L in Figure 4(b).

Also, the declines of the evasion increase rates in the same attacks were different between various IDS models types. As shown in Figure 4(a), the change of the evasion increase rates under Naive Bayes in DoS was much larger than others, revealing that the smaller amount of modified features had a bigger impact on the evasion against Naive Bayes by adversarial DoS attacks.

Thus, based on the results of the experiments, although the amount reduction of the modified features slightly caused more failure of bypassing the IDS detection by adversarial malicious records, the sustained high evasion increase rates verified the strong robustness of IDSGAN to evade the black-box IDS models under most of the attack categories. However, the influence on the evasion attack by adversarial examples depended on the attack categories and the black-box IDS types.

## 4 Conclusions

With the purpose of generating adversarial attacks to evade the intrusion detection system, IDSGAN is a novel framework of generative adversarial networks based on Wasserstein GAN, consisting of the generator, the discriminator and the black-box IDS. IDSGAN shows its good capacity in generating adversarial malicious traffic records of different attacks, leading the detection rates of various black-box IDS models to decrease to around 0. Furthermore, in the evaluation to the influence of adding the unmodified features, the evasion capacity of the adversarial malicious examples maintained or slightly reduced, reflecting the strong robustness of IDSGAN. The influence on the IDSGAN’s performance after changing the amount of modified features relied on the attack categories and the black-box detection model types. The measurement on IDSGAN exhibited above indicates the wide feasibility and robustness of this model.

## References

1. Arjovsky, M., Chintala, S., Bottou, L.: Wasserstein gan. arXiv preprint arXiv:1701.07875 (2017)
2. Carlini, N., Wagner, D.: Adversarial examples are not easily detected: Bypassing ten detection methods. In: Proceedings of the 10th ACM Workshop on Artificial Intelligence and Security. pp. 3–14. ACM, Dallas, TX, USA (2017)
3. Davis, J.J., Clark, A.J.: Data preprocessing for anomaly based network intrusion detection: A review. *computers & security* **30**(6-7), 353–375 (2011)
4. Ferdowsi, A., Saad, W.: Generative adversarial networks for distributed intrusion detection in the internet of things. In: 2019 IEEE Global Communications Conference (GLOBECOM). pp. 1–6. IEEE (2019)
5. Goodfellow, I., Pouget-Abadie, J., Mirza, M., Xu, B., Warde-Farley, D., Ozair, S., Courville, A., Bengio, Y.: Generative adversarial nets. In: Advances in neural information processing systems. pp. 2672–2680 (2014)
6. Hu, L., Zhang, Z., Tang, H., Xie, N.: An improved intrusion detection framework based on artificial neural networks. In: Proceedings of the 11th International Conference on Natural Computation. pp. 1115–1120. IEEE, Zhangjiajie, China (2015)
7. Hu, W., Tan, Y.: Black-box attacks against rnn based malware detection algorithms. arXiv preprint arXiv:1705.08131 (2017)
8. Hu, W., Tan, Y.: Generating adversarial malware examples for black-box attacks based on gan. arXiv preprint arXiv:1702.05983 (2017)
9. Lee, W., Stolfo, S.J.: A framework for constructing features and models for intrusion detection systems. *ACM transactions on Information and system security (TiSSEC)* **3**(4), 227–261 (2000)
10. Li, Z., Qin, Z., Huang, K., Yang, X., Ye, S.: Intrusion detection using convolutional neural networks for representation learning. In: Proceedings of International Conference on Neural Information Processing. pp. 858–866. Springer, Guangzhou, China (2017)
11. Paszke, A., Gross, S., Chintala, S., Chanan, G., Yang, E., DeVito, Z., Lin, Z., Desmaison, A., Antiga, L., Lerer, A.: Automatic differentiation in pytorch. In: NIPS 2017 Autodiff Workshop: The Future of Gradient-based Machine Learning Software and Techniques. Long Beach, CA, USA (2017)
12. Tsai, C.F., Hsu, Y.F., Lin, C.Y., Lin, W.Y.: Intrusion detection by machine learning: A review. *Expert Systems with Applications* **36**(10), 11994–12000 (2009)