

# Controlled Random Search Improves Sample Mining and Hyper-Parameter Optimization

Gowtham Muniraju<sup>1\*</sup>, Bhavya Kaikhura<sup>2</sup>, Jayaraman J. Thiagarajan<sup>2</sup>, Peer-Timo Bremer<sup>2</sup>

<sup>1</sup>Arizona State University, <sup>2</sup>Lawrence Livermore National Laboratory

<sup>1</sup>gmuniraj@asu.edu, <sup>2</sup>{kaikhura1, jjayaram, bremer5}@llnl.gov

## Abstract

A common challenge in machine learning and related fields is the need to efficiently explore high dimensional parameter spaces using small numbers of samples. Typical examples are hyper-parameter optimization in deep learning and sample mining in predictive modeling tasks. All such problems trade-off exploration, which samples the space without knowledge of the target function, and exploitation where information from previous evaluations is used in an adaptive feedback loop. Much of the recent focus has been on the exploitation while exploration is done with simple designs such as Latin hypercube or even uniform random sampling. In this paper, we introduce optimal space-filling sample designs for effective exploration of high dimensional spaces. Specifically, we propose a new parameterized family of sample designs called space-filling spectral designs, and introduce a framework to choose optimal designs for a given sample size and dimension. Furthermore, we present an efficient algorithm to synthesize a given spectral design. Finally, we evaluate the performance of spectral designs in both data space and model space applications. The data space exploration is targeted at recovering complex regression functions in high dimensional spaces. The model space exploration focuses on selecting hyper-parameters for a given neural network architecture. Our empirical studies demonstrate that the proposed approach consistently outperforms state-of-the-art techniques, particularly with smaller design sizes.

## Introduction

Experimental design has been a long-standing research area in the statistics literature (Fisher 1935), and has now become a defining problem in machine learning, particularly with the emergence of widely-adopted data driven learning pipelines. The goal of experimental design is to choose the conditions for a set of independent *input* variables, such that those experiments can maximally describe the variations in the dependent *response* variables. This problem occurs in a wide variety of settings from high-dimensional regression to hyper-parameter tuning or reinforcement learn-

ing. Generically, there are two competing strategies to obtain new knowledge: *Exploration*, which samples the input variables independent of the response; and *Exploitation*, which aims to use the current knowledge of the response to guide the sample design. In practice, these objectives balance our desire to find yet unknown features of the response with the need to focus a limited set of resources to regions in the search space that appear most profitable (Gupta, Smith, and Shalley 2006). This formulation is applicable to problems in both (a) *data spaces*, where the goal is to explore the high-dimensional domain  $\mathcal{D}$  to recover a function  $f : \mathcal{D} \rightarrow \mathcal{Y}$  (or generate/choose training samples); and (b) *model spaces*, where the goal is to find a function  $f : \mathcal{D} \rightarrow \mathcal{Y}$  by searching in the space of hyperparameters (denoted by  $\mathcal{P}$ ) for an algorithm  $\mathcal{A}$ . While the former approach is required in applications where acquiring training data is expensive (Kaikhura et al. 2018), the latter approach is utilized to reduce the number of trials while choosing hyperparameters for complex models such as deep neural networks (Bergstra and Bengio 2012; Bousquet et al. 2017).

Though there have been significant advances to sample from complex distributions (Homem-de Mello and Bayraksan 2014), the problem of sampling arbitrary high dimensional spaces is still challenging. Consequently, sequential sample design has been a popular choice, where one incrementally selects samples in the input space with the goal of maximizing the reward (Doucet, Godsill, and Andrieu 2000). However, given the large volume of typical search spaces and restrictions on design sizes, the exploration step is highly critical to reduce the uncertainties to an extent that the exploitation step can be expected to succeed. Furthermore, to exploit the relative abundance of parallel compute resources and thus to save wall-clock time, “one-shot” optimization schemes where the sets of experiments (samples or hyper-parameters) are selected in advance and the experiment is executed in parallel are of utmost interest.

Broadly, exploration approaches can be *myopic* (Wang et al. 2005), i.e. make decisions to reduce uncertainty, but do not explicitly consider how this will impact the future reward, or *undirected* (White and Sofge 1992), i.e. take exploratory actions without regard for the uncertainties. Regardless of the type of exploration, in the absence of prior knowledge about uncertainties in the space, a natural ex-

\*Work done while author was a Summer Intern at LLNL.

ploration strategy is to cover the sampling domain as uniformly (or evenly) as possible, often referred to as *space-filling* experimental designs. However, it is well known that uniformity alone does not necessarily lead to the high performance. For example, optimal sphere packings lead to highly uniform designs, yet are well known to cause strong aliasing artifacts. Instead, a common assumption is that a good design should balance uniformity and randomness. Unfortunately, an exact definition for what should be considered a good space-filling design has remained elusive (Kaikhura et al. 2018). Hence, in practice, one resorts to heuristic measures such as discrepancy (Niederreiter 1992), which measures the non-uniformity of sampling patterns. Recently, authors in (Öztireli and Gross 2012; Kaikhura et al. 2016a; Kaikhura et al. 2016b; Kaikhura et al. 2018) have utilized the *pair correlation function* (PCF) to characterize experimental designs and showed that it can enable a systematic trade-off between uniformity and randomness which ultimately leads to better quality designs.

In this paper, we propose to build upon the mathematical framework in (Kaikhura et al. 2016a) to formalize the desired properties of experimental designs for effective exploration. To this end, we develop a parameterized family of designs in terms of the PCF, referred to as the *space-filling spectral design* (SSD), which is a generalization to the PCFs proposed in (Kaikhura et al. 2018; Heck, Schlömer, and Deussen 2013), with improved coverage. Furthermore, for the first time, we are able to automatically choose optimal parameters for constructing the SSD avoiding the brute-force search. We highlight the drawbacks of sample synthesis using gradient descent with constant step size as employed in (Kaikhura et al. 2018; Öztireli and Gross 2012), and develop an efficient algorithm with accelerated convergence. We study the effectiveness of the proposed experimental design in both data spaces and model spaces through empirical studies in fully exploratory as well as sequential sampling settings. While the data space exploration is targeted at recovering complex regression functions in HD spaces, model space exploration focuses on selecting hyper-parameters for a given neural network architecture. For the sequential sampling experiments, we employ Bayesian optimization (Snoek, Larochelle, and Adams 2012a) with expected improvement as the acquisition function. We perform studies with varying dimensions and design sizes, and find that the proposed spectral design significantly outperforms state-of-the-practice techniques, particularly with smaller design sizes.

## What Makes a Good Experimental Design?

Despite the widespread use of exploratory sampling for data acquisition and parameter selection in machine learning, a critical question of what constitutes a good sampling pattern still persists. Conceptually, most approaches aim to cover the sampling domain as uniformly as possible, in order to generate the so called space-filling experimental designs. In this section, we formally define space-filling designs, and subsequently discuss a new metric to quantify the space-filling property (or quality) of sample designs.

## Space-filling Designs

Without any prior knowledge on the task being solved, for example recovering an unknown regression function  $f$  or selecting hyper-parameters for training a neural network, a reasonable objective for exploratory sampling is to ensure that the samples are random, thus providing an equal chance of finding meaningful configurations anywhere in the domain of interest. However, to avoid sampling only parts of the parameter space, a second objective is often considered, which is to cover the space uniformly. Consequently, a space-filling design can be formally defined as follows:

**Definition** A space-filling design is a set of samples that are distributed according to a uniform probability distribution (*Randomness*) but no two samples are closer than a given minimum distance  $r_{min}$  (*Coverage*).

In order to use this abstract definition to construct experimental designs, it is imperative to quantify the randomness and coverage properties of a given sampling pattern. To this end, we discuss a novel metric based on the spatial statistic, *pair correlation function* (PCF) (Kaikhura et al. 2016a). As we will show later, this metric is directly linked to design performance measured through spectral analysis.

**Pair-Correlation Function:** The PCF characterizes the distribution of sample distances, thus providing a comprehensive description of sample designs. A precise definition of the PCF can be given in terms of the intensity  $\lambda$  and product density  $\beta$  of a point process.

**Definition** (Öztireli and Gross 2012) Let us denote the intensity of a point process  $\mathcal{X}$  as  $\lambda(\mathcal{X})$ , which is the average number of points in an infinitesimal volume around  $\mathcal{X}$ . For isotropic point processes, this is a constant value. To define the product density  $\beta$ , let  $\{B_i\}$  denote the set of infinitesimal spheres around the points, and  $\{dV_i\}$  indicate the volume measures of  $B_i$ . Then, we have<sup>1</sup>  $Pr(\mathbf{X}_1 = \mathbf{x}_1, \dots, \mathbf{X}_N = \mathbf{x}_N) = \beta(\mathbf{x}_1, \dots, \mathbf{x}_N) dV_1 \dots dV_N$  which represents the probability of having points  $\mathbf{x}_i$  in the infinitesimal spheres  $\{B_i\}$ . In the isotropic case, for a pair of points,  $\beta$  depends only on the distance between the points, hence one can write  $\beta(\mathbf{x}_i, \mathbf{x}_j) = \beta(\|\mathbf{x}_i - \mathbf{x}_j\|) = \beta(r)$  and  $Pr(r) = \beta(r) dV_i dV_j$ . The PCF is then defined as

$$G(r) = \frac{\beta}{\lambda^2}. \quad (1)$$

Note that the PCF characterizes spatial properties of a sample design. However, in several cases, it is easier to link the quality metric of a sample design to its spectral properties in the Fourier domain (Kaikhura et al. 2016a).

## A Spectral Connection to Space-Filling Designs

Fourier analysis is a standard approach for understanding the qualitative properties of sampling patterns. Hence, we propose to analyze the spectral properties of sample designs, using tools such as the power spectral density. For isotropic samples, a metric of interest is the radially-averaged power spectral density, which describes how the signal power is distributed over frequencies.

<sup>1</sup>We denote realizations of random variables  $\mathbf{X}_1, \dots, \mathbf{X}_N$  by  $\mathbf{x}_1, \dots, \mathbf{x}_N$ .

**Definition** For a finite set of  $N$  points,  $\{\mathbf{x}_j\}_{j=1}^N$ , in a region with unit volume, the power spectral density of the sampling function  $\sum_{j=1}^N \delta(\mathbf{x} - \mathbf{x}_j)$  is formally defined as

$$P(\mathbf{k}) = \frac{1}{N} |S(\mathbf{k})|^2 = \frac{1}{N} \sum_{j,\ell} e^{-2\pi i \mathbf{k} \cdot (\mathbf{x}_\ell - \mathbf{x}_j)}, \quad (2)$$

where  $|\cdot|$  denotes the  $\ell_2$ -norm and  $S(\mathbf{k})$  denotes the Fourier transform of the sampling function.

The connection between spectral properties of a  $d$ -dimensional isotropic sample design and its corresponding pair correlation function can be obtained via the  $d$ -dimensional Fourier transform or more efficiently using the 1-d Hankel transform.

**Proposition 1** For an isotropic sample design with  $N$  points,  $\{\mathbf{x}_j\}_{j=1}^N$ , in a  $d$ -dimensional region, the radially averaged power spectral density  $P(k)$  and the pair correlation function  $G(r)$  are related as follows:

$$P(k) = 1 + \frac{N}{V} (2\pi)^{\frac{d}{2}} k^{1-\frac{d}{2}} H_{\frac{d}{2}-1} \left[ r^{\frac{d}{2}-1} G(r) - 1 \right] \quad (3)$$

where  $V$  is the volume of the sampling region and  $H_d[\cdot]$  denotes the Hankel transform, defined as

$$H_d(f(r))(k) = \int_0^\infty r J_d(kr) f(r) dr,$$

with  $J_d(\cdot)$  denoting the Bessel function of order  $d$ .

This connection is central to using space-filling properties directly in an optimization setting, and obtaining effective experimental designs. It is important to note that, not every PCF (or PSD) is physically realizable by a sample design. In fact, there are two necessary mathematical conditions<sup>2</sup> that a sample design must satisfy to be realizable.

**Realizability** A PCF can be defined to be potentially realizable through a sample design, if it satisfies:

- the PCF must be non-negative, i.e.,  $G(r) \geq 0$ ,  $\forall r$ , and
- the corresponding PSD must be non-negative, i.e.,  $P(k) \geq 0$ ,  $\forall k$ .

As both the PSD and the PCF are strongly tied to each other (as shown in Proposition 1), these two conditions limit the space of realizable space-filling designs. The results from this section will serve as tools for qualitatively understanding and hence designing optimal space-filling spectral designs in the following sections.

## Proposed Space-Filling Spectral Design

Before describing the proposed experimental design approach, we will begin by providing a more rigorous definition of space-filling designs. Following the intuitive definition provided in the previous section, we now state the desired properties of space-filling designs.

<sup>2</sup>Whether or not these two conditions are not only necessary but also sufficient is still an open question (however, no counterexamples are known).

**Definition** (Kaikhura et al. 2018) A set  $\mathcal{X}$  of  $N$  random samples  $\{\mathbf{X}_i\}_{i=1}^N$  in a sampling domain  $\mathcal{D}$  can be characterized as a space-filling design, if  $\mathcal{X} = \{\mathbf{X}_i = \mathbf{x}_i \in \mathcal{D}; i = 1, \dots, N\}$  satisfy the following two objectives:

- $\forall \mathbf{X}_i \in \mathcal{X}, \forall \Delta \mathcal{D} \subseteq \mathcal{D} : Pr(\mathbf{X}_i = \mathbf{x}_i \in \Delta \mathcal{D}) = \int_{\Delta \mathcal{D}} d\mathbf{X}$
- $\forall \mathbf{x}_i, \mathbf{x}_j \in \mathcal{X} : \|\mathbf{x}_i - \mathbf{x}_j\| \geq r_{\min}$

where  $r_{\min}$  is referred to as the coverage radius. In the above definition, the first objective states that the probability of a random sample  $\mathbf{X}_i \in \mathcal{X}$  falling inside a subset  $\Delta \mathcal{D}$  of  $\mathcal{D}$  is equal to the hyper-volume of  $\Delta \mathcal{D}$ . The second condition enforces the minimum distance constraint between point sample pairs for improving coverage. The well-known Poisson design (or uniform random) enforces the first condition alone, in which case the number of samples that fall inside any subset  $\Delta \mathcal{D} \subseteq \mathcal{D}$  obeys a discrete Poisson distribution. Though easier to implement, Poisson sampling often violates the second condition by producing distributions where the samples are grouped into clusters. Consequently, a sample design that distributes samples more uniformly across  $\mathcal{D}$  is preferred.

It was shown in (Kaikhura et al. 2018) that a good sample design maximizes the uniformity (i.e., coverage  $r_{\min}$ ) which keeping randomness controlled (i.e., oscillations in the PCF). In lieu of heuristic sample designs, in this paper, we propose a principled approach to construct such space-filling designs by directly controlling the desired properties through the pair correlation function. Due to the direct connection of PCF-based designs to their spectral characteristics, we refer to these designs as space-filling spectral designs (SSD). The proposed SSD is a parameterized family of sampling distributions, which generalizes existing Step PCF based designs proposed in (Kaikhura et al. 2016a; Kaikhura et al. 2018; Heck, Schlömer, and Deussen 2013; Bridson 2007; Ebeida et al. 2011) which have limited (or small) coverage. By enabling a systematic trade-off between randomness and coverage of samples, spectral designs are applicable to all exploratory sampling needs in machine learning.

## Space-filling Spectral Design with Improved Coverage

Next we define the proposed *Spectral* design and quantify the gains achieved in the coverage characteristics (i.e.  $r_{\min}$ ). We construct a parameterized family of designs via the PCF:

$$G(r; r_0, r_1, P_0, A, B, C, D) = P_0 (f(r - r_0) - f(r - r_1)) + \left( 1 + \frac{A}{r} \exp(-Br) \sin(2\pi Cr + D) \right) * f(r - r_1), \quad (4)$$

$$\text{with } f(r - r_0) = \begin{cases} 0 & \text{if } r \leq r_0 \\ 1 & \text{if } r > r_0 \end{cases},$$

where  $r_0 \leq r_1$  and  $P_0 \geq 1$ .

This construction (see Fig. 1(a)) has three crucial properties:

- PCF is zero from  $0 \leq r \leq r_0$  corresponding to the coverage,

- PCF has a peak from  $r_0 < r \leq r_1$  and damped oscillations from  $r > r_1$  corresponding to the randomness,
- the height  $P_0$ , width  $\delta = r_1 - r_0$ , and oscillations of the design can be optimized to maximize coverage constraining randomness to a constant value.

**Maximal coverage gain** Now we evaluate the coverage gain achieved by our proposed SSD with respect to step PCF sample design for different  $N$  and  $d$ . We found that designing a PCF to achieve maximal coverage mainly depends on choice of  $r_0, r_1$  and  $P_0$ , while the other parameters  $A, B, C$  and  $D$  can be fixed judiciously. In this paper, we fix  $A = 0.1, B = 5, C = 20, D = \pi$ .

Referring to Fig. 1(b) and Fig. 1(c), we infer that maximal gain  $\frac{r_0}{r_{min}}$  can be achieved for a certain  $P_0$  which varies mostly with respect to dimensions and is independent of sampling budget. We observe that, for a given dimension, the coverage gain increases as the sampling budget is increased. Interestingly, for a fixed sampling budget we observe that coverage gain decreases as the dimensionality of the space is increased. This implies that in ultra high dimensions, one can use Step PCF based designs without a significant loss in the performance. In other regimes, a good sample design can be generated by optimizing  $r_0, r_1$  while keeping  $P_0$  fixed in the range [1.2, 1.5].

### An Algorithm for Sample Synthesis

We propose to iteratively transform an initial random input sample design such that its PCF matches the desired PCF characteristics. More specifically, we propose a non-linear least squares formulation. Let us denote the target PCF by  $G^*(r)$ . We discretize the radius  $r$  into  $m$  points  $\{r_j\}_{j=1}^m$  and minimize the sum of the weighted squares of errors between the target PCF  $G^*(r_j)$  and the curve-fit function (explained next)  $G(r_j)$  over  $m$  points. Sample synthesis can be posed as a non-linear least squares problem as follows:

$$\min \sum_{j=1}^M (G(r_j) - G^*(r_j))^2.$$

**PCF Estimator** To estimate the PCF of point samples  $G(r)$ , we employ a kernel density estimator (Öztireli and Gross 2012), defined as

$$\hat{G}(r) = \frac{V_W V_W}{\gamma_W N} \frac{1}{S_E(N-1)} \sum_{i=1}^N \sum_{\substack{j=1 \\ i \neq j}}^N k(r - |x_i - x_j|)$$

where  $k(\cdot)$  denotes the Gaussian kernel function

$$k(z) = (1/\sqrt{\pi}\sigma) \exp(-z^2/2\sigma^2). \quad (5)$$

In the above expression,  $V_W$  indicates the volume of the sampling region and  $S_E$  denotes the area of hyper-sphere. Finally,  $\gamma_W$  is an isotropic set covariance function which can be approximated as  $\gamma_W = V_W - (S_W/\pi)r$ , where  $S_W$  denotes the surface area of the sampling region. The term  $\frac{V_W}{\gamma_W}$  accounts for edge correction for the unboundedness of the estimator.

---

### Algorithm 1 Sample Design using GD-ALR Algorithm

---

```

1: Input: Number of samples  $N$ , dimension  $d$ , target PCF
    $\hat{G}^*(r_j)$ , learning rate  $\lambda$ 
2:  $\mathbf{X} \leftarrow \text{Random}(N, d)$   $\triangleright$  Initial random sample design
3:  $G \leftarrow \text{PCF}(\mathbf{X})$   $\triangleright$  Calculate initial PCF using Eq. (5)
4: for  $t = 1$  to  $T$  do  $\triangleright$  Total  $T$  gradient descent iterations
5:   for  $i = 1$  to  $N$  do  $\triangleright$  Update each sample at a time
6:      $\Delta_i^p \leftarrow \frac{\partial}{\partial x_i^p} \sum_{j=1}^M (G^t(r_j) - G^*(r_j))^2$  for  $p \in$ 
        $\{1, \dots, d\}$   $\triangleright$  Calculate gradients
7:      $\lambda \leftarrow 0.1e^{-0.1\sqrt{t}}$   $\triangleright$  Adapting learning rate
8:      $x_i^{t+1} \leftarrow x_i^t - \lambda \frac{\Delta_i}{|\Delta_i|}$   $\triangleright$  Update the samples
       position
9:      $G^t \leftarrow \text{PCF}(\mathbf{X})$   $\triangleright$  Update the PCF
10: return  $\mathbf{X}$   $\triangleright$  Space-filling Spectral Samples

```

---

Given the PCF estimator, the PCF matching problem can be efficiently solved using gradient descent algorithm. However, the PCF matching problem is a highly non-convex problem. We found that vanilla gradient descent with constant learning rate (GD-CLR) as proposed in (Kailkhura et al. 2018) performs very poorly on the PCF matching task. To overcome this limitation, next, we propose a variant of gradient descent with adaptive learning rate, GD-ALR (Algorithm 1). Specifically, we propose the following learning rate rule:

$$\lambda = 0.1e^{-0.1\sqrt{t}},$$

for iteration  $t$ , which demonstrated good convergence behavior for different combinations of  $N$  and  $d$ .

**Why Gradient Descent optimizer with adaptive learning rate ?** The PCF matching procedure can be thought of as consisting of 2 phases, achieving coverage and matching oscillations. In the first phase, the initial design of uniform random samples is optimized to achieve coverage by shifting the positions of the  $N$  samples using the update rule as given in Algorithm 1. This ensures that no two samples are closer than  $r_0$ . In the second phase, samples are optimized to match target oscillations in the design. The uniqueness in our proposed SSD method is that, one can control the trade-off between degree of coverage and randomness by tuning the parameters  $r_0, P_0$  and damping coefficients. We found that, in order to achieve the maximal coverage, it is important to first optimize for coverage (which requires update with larger value of  $\lambda$ ) and, then, for randomness (which requires update with smaller value of  $\lambda$ ), rather than jointly optimizing together (Kailkhura et al. 2018; Heck, Schlömer, and Deussen 2013) (caused by constant learning rate rule), which is illustrated in Fig. 2(a). This gives an intuition for choosing a gradient descent optimizer with adaptive learning rate (GD-ALR) over constant learning rate (GD-CLR).

In Fig. 2(b), we evaluate the performance of the proposed synthesis algorithm. It can be seen that the proposed GD-ALR performs significantly better as compared to GD-CLR.

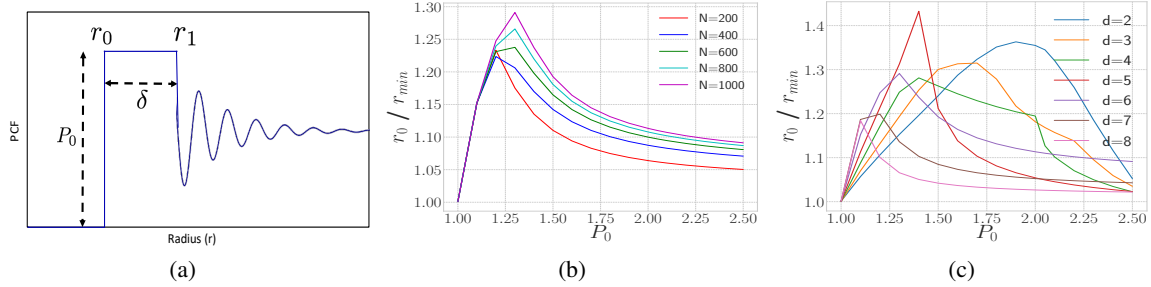


Figure 1: Space-filling Spectral Designs. (a) Proposed Spectral Design using the PCF. (b) Maximum achievable coverage gain with respect to step PCF for a fixed dimension  $d = 6$ . (c) Maximum achievable coverage gain with respect to step PCF for a fixed sample budget  $N = 1000$ .

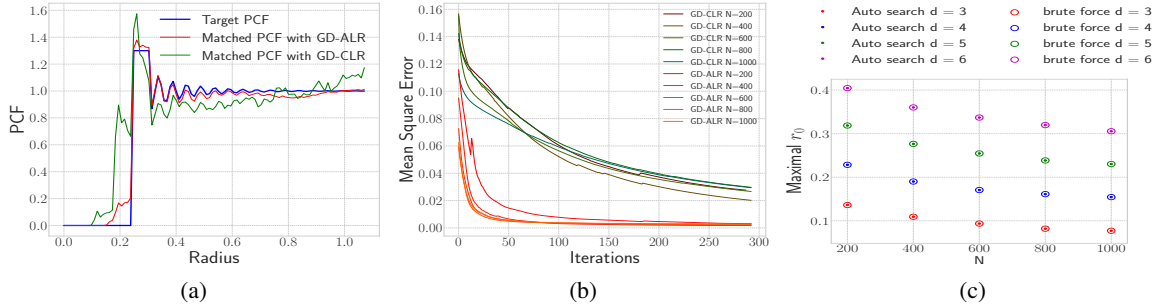


Figure 2: Sample Synthesis. (a) Spectral PCF synthesis using GD-ALR (versus GD-CLR) to obtain maximal coverage ( $r_{min}$ ) for  $N = 200, d = 4, P_0 = 1.3, A = 0.1, B = 5, C = 20, D = \pi$ , iterations = 200. (b) Mean square error performance comparison between GD-ALR and GD-CLR for sample design synthesis for a fixed dimension  $d = 4$ . (c)  $r_0$  found by the proposed automatic parameter search method matches the maximal  $r_0$  obtained by brute force search method.

For rigorous and reliable comparison, we also conducted experiments with other optimization approaches, such as, momentum gradient descent optimizer and ADAM optimizer (Kingma and Ba 2014). We observed that for all combinations of  $N$  and  $d$ , GD-ALR and ADAM optimizer outperformed other optimizers with faster convergence and significantly lesser mean square error difference between target PCF and synthesized PCF. Note that, for sample design in order of  $10^5$  in high dimensions  $d \geq 4$ , GD-ALR is observed to be much faster and stable compared to the ADAM optimizer.

### Automatic Optimization of Spectral Design Parameters

Note that the question still remains: how do we design an optimal target spectral design. A naive approach considered in (Kaikhura et al. 2018) is to perform a brute-force search for design parameters  $(r_0, r_1)$  under realizability constraint. However, the search space of the realizable parameters is complex and large which makes brute-force search inefficient. To overcome this challenge, we propose an optimization based approach to determine the optimal target spectral design (see Algorithm 2). Specifically, we formulate the parameter search problem as follows:

$$\operatorname{argmax}_{r_0, r_1} \left[ r_0 \cdot \inf_k P(k) : P(k) > 0, \forall k \right]. \quad (6)$$

The goal is to achieve the maximal coverage, thus, we maximize  $r_0$  such that the resulting PCF should be realizable,

which can be verified by ensuring the power spectral density  $P(k) > 0, \forall k$ . Note that  $P(k)$  can be obtained using Proposition 1. For simplicity, we fix  $A = 0$  in rest of our experiments. In order to effectively solve the problem in Eq. (6), we need to initialize  $r_0, r_1$  intelligently. We initialize  $r_1 = 2r_0$  and  $r_0$  by the maximal achievable  $r_{min}$  of step PCF, which is obtained by substituting  $P_0 = 1, A = 0$  in Eq. (4). The pseudo-code of the algorithm is provided in Algorithm 2.

The comparative study of our proposed automatic parameter search method and brute force search (Fig. 2(c)) shows that proposed method is able to find the optimal PCF parameters with very high accuracy.

### Empirical Study: Data Space Exploration

In this section, we evaluate the qualitative performance of proposed spectral space-filling designs for data space exploration, and present comparisons to three popular experimental designs: uniform random, Latin Hypercube sampling (LHS), and Quasi Monte Carlo (QMC) Sobol sequences. We consider both blind exploration and sequential sampling settings.

**Setup:** For this study, we consider the problem of recovering analytical regression functions from a given set of sample observations. Analytical functions considered are benchmark functions from global optimization tests: Alpine  $N.1$

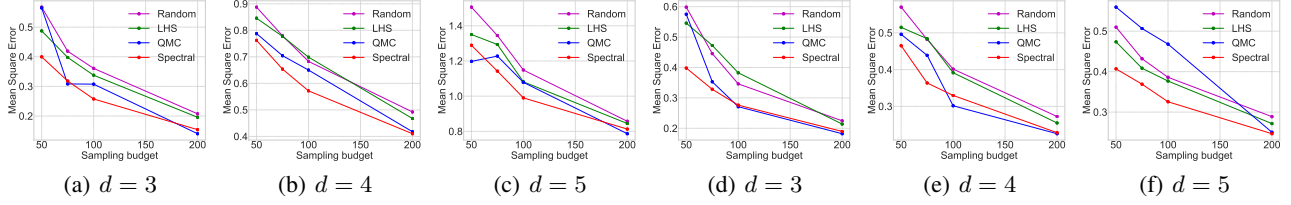


Figure 3: Performance of sample designs in recovering regression functions using blind exploration in the data space: (a)-(c) Alpine  $N.1$  function, (d)-(f) Ackley function.

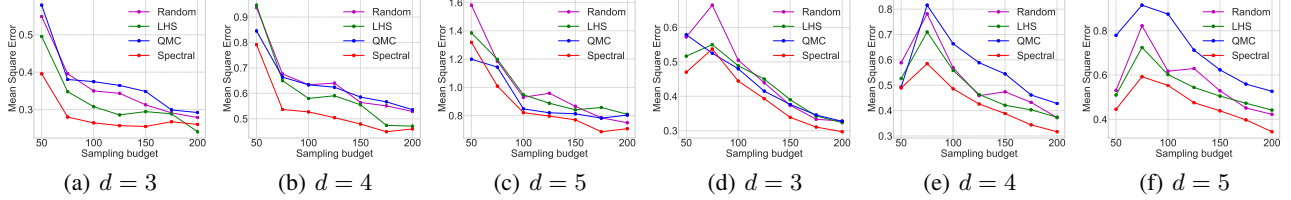


Figure 4: Impact of initial sample design on recovering regression functions using sequential sampling in the data space: (a)-(c) Alpine  $N.1$  function, (d)-(f) Ackley function.

---

### Algorithm 2 Automatic optimization of PCF parameters

---

- 1: **Input:** Number of samples  $N$ , dimension  $d$ , parameters  $(P_0, A, B, C, D)$ , step size  $\lambda$ ,  $V = 1$ .
  - 2:  $r_{min} = \sqrt[d]{V\Gamma(d/2 + 1)/(\pi^{d/2} N)}$   $\triangleright$  Maximum achievable  $r_{min}$  for step PCF
  - 3: **Initialize:**  $r_0 = r_{min}, r_1 = 2r_0$
  - 4:  $G(r) \leftarrow G(r; r_0, r_1, P_0, A, B, C, D)$   $\triangleright$  Initialize PCF
  - 5:  $P(k) \leftarrow 1 + \frac{N}{V} (2\pi)^{\frac{d}{2}} k^{1-\frac{d}{2}} H_{\frac{d}{2}-1} \left[ r^{\frac{d}{2}-1} G(r) - 1 \right]$   $\triangleright$  Obtained by proposition 1
  - 6:  $\bar{P}(k) \leftarrow \inf_k P(k)$
  - 7: **While**  $(\bar{P}(k) > 0)$   $\triangleright$  Constraint for valid PCF
  - 8:  $r_0 \leftarrow r_0 + \lambda \left( r_0 \frac{\partial}{\partial r_0} \bar{P}(k) + \bar{P}(k) \right)$   $\triangleright$  Update  $r_0$  by maximizing  $P(k)$
  - 9:  $r_1 \leftarrow r_1 + \lambda \left( r_0 \frac{\partial}{\partial r_1} \bar{P}(k) \right)$   $\triangleright$  Update  $r_1$  by maximizing  $P(k)$
  - 10: **return**  $r_0, r_1$   $\triangleright$  Optimal Spectral parameters
- 

and Ackley in dimensions 3, 4 and 5, respectively (Kaikhura et al. 2018). In order to measure the generalization performance of fitted functions, we generate  $10^4$  test samples using a regular grid in the domain and measure the mean squared error (MSE) with respect to the true function. For all experiments, we used random forest regressors with 100 trees, and the results reported were obtained by averaging over 20 independent realizations of sample designs.

**Blind exploration:** Figure 3 compares the performance of our approach (in recovering analytical functions) to the baseline strategies. It can be seen that the proposed spectral design consistently outperforms existing strategies across different sample sizes ( $N$  is varied between 50 to 200). Another striking observation is that there is significant variability in performance of QMC sequences across dimensions, and in

higher dimensions it can sometimes be even worse than uniform random samples. Furthermore, the poor generalization performance of models learned using LHS and uniform random sampling for  $d > 3$  can be directly attributed to their poor space-filling properties in higher dimensions.

**Sequential sampling using Bayesian optimization:** Bayesian optimization (BO) is a widely adopted sequential design framework typically employed for global optimization of complex functions. BO methods begin by constructing a surrogate for the unknown function based on an initial experimental design, and then sequentially allocates the rest of the design budget to quantify uncertainties of the surrogate, and utilizes an acquisition function (e.g. expected improvement) to choose the next sample (Snoek, Larochelle, and Adams 2012b). In this experiment, we study the impact of the choice for initial design. We consider an initial sampling budget of  $N = 50$ , and then sequentially sample 150 more samples to evaluate the behavior of BO with Alpine  $N.1$  and Ackley functions in dimensions 3, 4 and 5. Similar to the blind exploration case, we observe in Fig. 4 that SSD performs significantly better compared to other design choices in terms of the MSE. Although QMC sequences perform reasonably better than uniform random in lower dimensions, their performance degrades in higher dimensions. This demonstrates the importance of high quality initial designs in enabling sequential sampling techniques to better quantify uncertainties and, hence, improved sample selection.

### Empirical Study: Model Space Exploration

In this section, we consider the problem of choosing the configuration of hyper-parameters (known as hyper-parameter optimization) for a deep neural network such that its validation error is minimized (Bergstra et al. 2011). Similar to data space experiments, we perform a comparative study of experimental design techniques. The experiments include both



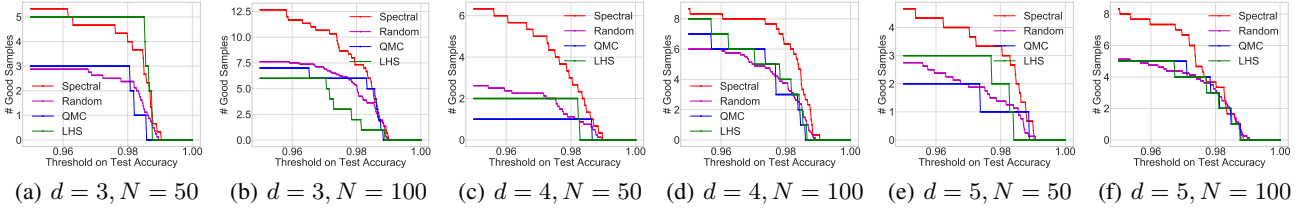


Figure 5: Performance of sample designs in identifying critical hyper-parameters for training a convolutional neural network using blind exploration in the model space.

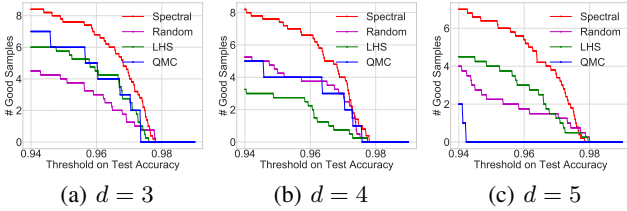


Figure 6: Impact of initial sample design on recovering critical hyper-parameters for training a fully connected network using sequential sampling in the model space.

a fully exploratory search (blind) approach, and a sequential Bayesian optimization approach to find critical hyper-parameters in the *model* space. The metric that we use to evaluate the performance of sample designs is based on *precision*, i.e., the number of selected configurations that produces validation accuracies greater than a pre-defined threshold  $\tau$ . We use this proxy metric (Bergstra et al. 2011; Bousquet et al. 2017) since the global optimum is not known unlike the previous experiment.

**Blind exploration:** Now we attempt to find the optimal hyper-parameters for a convolution neural network performing digit classification task on MNIST data (90% training and 10% test). The architecture used is as follows:  $conv[3 \times 3 \times 8] \rightarrow conv[3 \times 3 \times 16] \rightarrow FC[128] \rightarrow FC[64] \rightarrow FC[10]$ . ReLU activation and dropouts were included after every layer, and the training was carried out using gradient descent with the momentum optimizer. The set of hyper-parameters include learning rate, momentum and dropouts at different layers. For a 5D experiment, the hyper-parameter set comprises of learning rate, momentum and dropout ratios of  $2^{nd}$   $conv$  layer,  $1^{st}$   $FC$  layer and  $2^{nd}$   $FC$  layer. For a 4D experiment dropout of  $2^{nd}$   $FC$  layer is set to 0.5, similarly in case of 3D, dropouts of  $1^{st}$  and  $2^{nd}$   $FC$  layers are set to 0.5. In the fully exploratory case, we used sampling budgets of  $N = 50$  and  $N = 100$ , and the experiments were performed in 3, 4 and 5 dimensions, which correspond to the number of hyper-parameters considered for tuning. In each case, we count the total number of configurations in the sample set for which the network achieved a validation accuracy greater than the threshold  $\tau$ , which was varied between 0.95 and 1. We average the results over 20 independent design realizations for reliable performance comparison.

Figure 5 illustrates the performance of different sample designs for hyper-parameter optimization under a fully exploratory setting. We observe that the proposed spectral de-

sign consistently achieves superior precision over existing experimental designs, thus ensuring a high probability of obtaining a generalizable model, particularly at lower sampling budgets. Although LHS and QMC samples perform reasonably well in some cases, their performance degrades in higher dimensions.

### Sequential sampling using Bayesian optimization:

Bayesian optimization has become a popular choice for hyper-parameter search (Bergstra et al. 2011; Snoek, Larochelle, and Adams 2012b), and its success relies on its ability to exploit uncertainties in the search space for guiding the sample search. Similar to the data space sampling case, we argue that the choice of initial space-filling design can significantly impact the performance of the sequential sampling techniques. We choose a simple DNN architecture (MNSIT classification) with 5 fully connected layers:  $FC[784] \rightarrow FC[512] \rightarrow FC[256] \rightarrow FC[64] \rightarrow FC[10]$ , with ReLU activation and dropout after every layer. We used the same set of hyper-parameters as in the fully exploratory case, i.e., learning rate, momentum and dropout ratios. Experiments were conducted with an initial sampling budget of  $N = 50$  samples and an additional 50 samples from sequential sampling, in dimensions 3, 4 and 5, respectively. We used the precision metric for evaluation, with the threshold  $\tau$  varied between 0.94 and 0.99 and the results reported were averaged over 20 realizations. Figure 6 demonstrates the impact of different initial experimental designs on the sequential sampling pipeline for hyper-parameter search. Similar to observations from the data space sampling case, spectral sampling produces high rates of success even with such low sample sizes, thus emphasizing the importance of experimental designs with good coverage properties. The consistency in its performance across dimensions shows the robustness of spectral samples in higher dimensions, compared to widely adopted QMC and LHS designs.

## Conclusions

This paper considered the problem of designing high quality exploratory samples. We introduced spectral sample designs using pair correlation function which can optimally trade-off coverage and randomness. We also proposed an approach to automatically determine the optimal parameters of the spectral designs. To generate these samples with high accuracy, we proposed an adaptive learning rate based gradient descent approach and showed that it significantly outperforms baseline approaches. Finally, we evaluated the performance

of spectral designs in both data space and model space applications. Experimental results shows that the proposed approach consistently outperforms state-of-the-art techniques, especially with low sampling budget and high dimensions.

### Acknowledgements

This work was performed under the auspices of the U.S. Department of Energy by Lawrence Livermore National Laboratory under Contract DE-AC52-07NA27344.

### References

- [Bergstra and Bengio 2012] Bergstra, J., and Bengio, Y. 2012. Random search for hyper-parameter optimization. *Journal of Machine Learning Research* 13(Feb):281–305.
- [Bergstra et al. 2011] Bergstra, J. S.; Bardenet, R.; Bengio, Y.; and Kégl, B. 2011. Algorithms for hyper-parameter optimization. In *Advances in neural information processing systems*, 2546–2554.
- [Bousquet et al. 2017] Bousquet, O.; Gelly, S.; Kurach, K.; Teytaud, O.; and Vincent, D. 2017. Critical hyper-parameters: No random, no cry. *arXiv preprint arXiv:1706.03200*.
- [Bridson 2007] Bridson, R. 2007. Fast poisson disk sampling in arbitrary dimensions. In *SIGGRAPH sketches*, 22.
- [Doucet, Godsill, and Andrieu 2000] Doucet, A.; Godsill, S.; and Andrieu, C. 2000. On sequential monte carlo sampling methods for bayesian filtering. *Statistics and computing* 10(3):197–208.
- [Ebeida et al. 2011] Ebeida, M. S.; Davidson, A. A.; Patney, A.; Knupp, P. M.; Mitchell, S. A.; and Owens, J. D. 2011. Efficient maximal poisson-disk sampling. In *ACM Transactions on Graphics (TOG)*, volume 30, 49. ACM.
- [Fisher 1935] Fisher, R. A. 1935. The design of experiments. 1935. *Oliver and Boyd, Edinburgh*.
- [Gupta, Smith, and Shalley 2006] Gupta, A. K.; Smith, K. G.; and Shalley, C. E. 2006. The interplay between exploration and exploitation. *Academy of management journal* 49(4):693–706.
- [Heck, Schlömer, and Deussen 2013] Heck, D.; Schlömer, T.; and Deussen, O. 2013. Blue noise sampling with controlled aliasing. *ACM Trans. Graph.* 32(3):25:1–25:12.
- [Homem-de Mello and Bayraksan 2014] Homem-de Mello, T., and Bayraksan, G. 2014. Monte carlo sampling-based methods for stochastic optimization. *Surveys in Operations Research and Management Science* 19(1):56–85.
- [Kailkhura et al. 2016a] Kailkhura, B.; Thiagarajan, J. J.; Bremer, P. T.; and Varshney, P. K. 2016a. Theoretical guarantees for poisson disk sampling using pair correlation function. In *2016 IEEE International Conference on Acoustics, Speech and Signal Processing (ICASSP)*, 2589–2593.
- [Kailkhura et al. 2016b] Kailkhura, B.; Thiagarajan, J. J.; Bremer, P.-T.; and Varshney, P. K. 2016b. Stair blue noise sampling. *ACM Trans. Graph.* 35(6):248:1–248:10.
- [Kailkhura et al. 2018] Kailkhura, B.; Thiagarajan, J. J.; Rastogi, C.; Varshney, P. K.; and Bremer, P.-T. 2018. A spectral approach for the design of experiments: Design, analysis and algorithms. *Journal of Machine Learning Research (to appear)*.
- [Kingma and Ba 2014] Kingma, D. P., and Ba, J. 2014. Adam: A method for stochastic optimization. *arXiv preprint arXiv:1412.6980*.
- [Niederreiter 1992] Niederreiter, H. 1992. *Random number generation and quasi-Monte Carlo methods*, volume 63. Siam.
- [Öztireli and Gross 2012] Öztireli, A. C., and Gross, M. 2012. Analysis and synthesis of point distributions based on pair correlation. *ACM Trans. Graph.* 31(6):170:1–170:10.
- [Snoek, Larochelle, and Adams 2012a] Snoek, J.; Larochelle, H.; and Adams, R. P. 2012a. Practical bayesian optimization of machine learning algorithms. In *Advances in neural information processing systems*, 2951–2959.
- [Snoek, Larochelle, and Adams 2012b] Snoek, J.; Larochelle, H.; and Adams, R. P. 2012b. Practical bayesian optimization of machine learning algorithms. In *Advances in neural information processing systems*, 2951–2959.
- [Wang et al. 2005] Wang, T.; Lizotte, D.; Bowling, M.; and Schuurmans, D. 2005. Bayesian sparse sampling for on-line reward optimization. In *Proceedings of the 22nd international conference on Machine learning*, 956–963. ACM.
- [White and Sofge 1992] White, D. A., and Sofge, D. A. 1992. The role of exploration in learning control. *Handbook of Intelligent Control: Neural, Fuzzy and Adaptive Approaches* 1–27.