

# Geodesic farthest-point Voronoi diagram in linear time

Luis Barba\*

## Abstract

Let  $P$  be a simple polygon with  $n$  vertices. For any two points in  $P$ , the geodesic distance between them is the length of the shortest path that connects them among all paths contained in  $P$ . Given a set  $\mathcal{S}$  of  $m$  sites being a subset of the vertices of  $P$ , we present a randomized algorithm to compute the geodesic farthest-point Voronoi diagram of  $\mathcal{S}$  in  $P$  running in expected  $O(n + m)$  time. That is, a partition of  $P$  into cells, at most one cell per site, such that every point in a cell has the same farthest site with respect to the geodesic distance. In particular, this algorithm can be extended to run in expected  $O(n + m \log m)$  time when  $\mathcal{S}$  is an arbitrary set of  $m$  sites contained in  $P$ , thereby solving the open problem posed by Mitchell in Chapter 27 of the Handbook of Computational Geometry.

## 1 Introduction

Let  $P$  be a simple  $n$ -gon. Let  $\mathcal{S}$  be a set of  $m \geq 3$  weighted *sites* (points) contained in  $V(P)$ , where  $V(P)$  denotes the set of vertices of  $P$ . That is, we have a function  $w : \mathcal{S} \rightarrow \mathbb{R}$  that assigns to each site of  $\mathcal{S}$  a non-negative weight. We also extend the weight function to any point in  $P$  by setting  $w(x) = 0$  for all  $x \in P \setminus \mathcal{S}$ . While we could allow for the sites to lie anywhere on the boundary,  $\partial P$ , of  $P$ , as long as we know their clockwise order along  $\partial P$ , we can split the edges of  $P$  at the sites, and produce a new polygon where each site coincides with a vertex. Therefore, we assume that  $\mathcal{S} \subseteq V(P)$ .

Given two points  $x, y$  in  $P$  (either on the boundary or in the interior), the *geodesic path*  $\pi_P(x, y)$  is the shortest path contained in  $P$  connecting  $x$  with  $y$ . If the straight-line segment connecting  $x$  with  $y$  is contained in  $P$ , then  $\pi_P(x, y)$  is the straight-line segment  $xy$ . Otherwise,  $\pi_P(x, y)$  is a polygonal chain whose vertices (other than its endpoints) are reflex vertices of  $P$ . We refer the reader to [13] for more information on geodesic paths.

For a segment  $xy$ , we denote its Euclidean length by  $|xy|$ . For path, its *Euclidean length* is the sum of the Euclidean length of all of its segments. Given two points  $x$  and  $y$  in  $P$ , their *geodesic distance*  $G^P(x, y)$  is the Euclidean length of  $\pi_P(x, y)$ . The *weighted geodesic distance* (or simply *w-distance*) between two points  $x$  and  $y$  in  $P$ , denoted by  $D_w^P(x \rightsquigarrow y)$ , is the sum of  $w(x)$  with the Euclidean length of  $\pi_P(x, y)$ , i.e.,  $D_w^P(x \rightsquigarrow y) = w(x) + G^P(x, y)$ . Notice that if all weights are set to zero, then our distance

---

\*Department of Computer Science, ETH Zürich, Switzerland, [luis.barba@inf.ethz.ch](mailto:luis.barba@inf.ethz.ch)

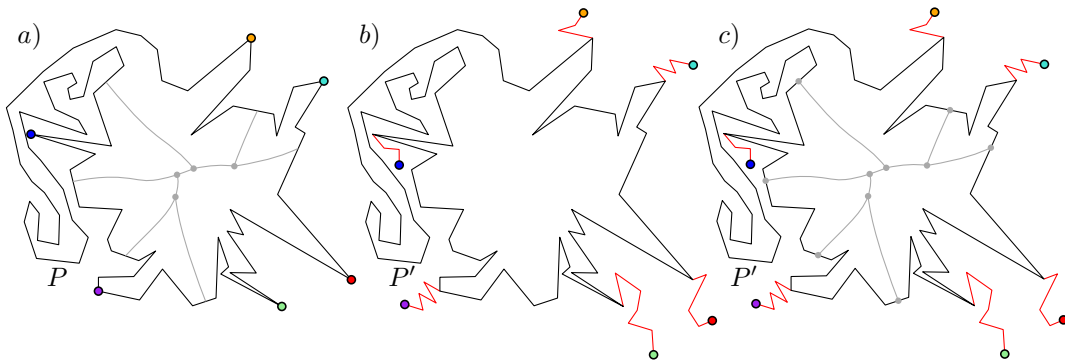


Figure 1: *a)* A simple polygon  $P$  with a set  $\mathcal{S}$  of six weighted sites. *b)* A new polygon  $P'$  where a path of length  $w(s)$  is added at the location of each site  $s \in \mathcal{S}$ . Then the weight is set to zero and moved at the endpoint of its corresponding path. *c)* The FVD of  $\mathcal{S}$  in  $P$  coincides with the FVD of the new sites in the new polygon  $P'$ .

coincides with the classical definition of geodesic distance [13]. Moreover, notice that this distance is not symmetric unless the weights of  $x$  and  $y$  coincide.

Given a point  $x \in P$ , an  $\mathcal{S}$ -*farthest site* of  $x$  in  $P$  is a site  $s$  of  $\mathcal{S}$  whose  $w$ -distance to  $x$  is maximized. To ease the description, we assume that each vertex of  $P$  has a unique  $\mathcal{S}$ -*farthest neighbor*. This *general position* condition was also assumed in [1, 3, 16] and can be obtained by applying a slight perturbation [9].

For a site  $s \in \mathcal{S}$ , let  $\text{Cell}_P(s, \mathcal{S}) = \{x \in P : D_w^P(s \rightsquigarrow x) \geq D_w^P(s' \rightsquigarrow x), \forall s' \in \mathcal{S}\}$  be the (weighted farthest) *Voronoi cell* of  $s$  (in  $P$  with respect to  $\mathcal{S}$ ). That is,  $\text{Cell}_P(s, \mathcal{S})$  consists of all the points of  $P$  that have  $s$  as one of their  $\mathcal{S}$ -*farthest sites*. The union of all Voronoi cells covers the entire polygon  $P$ , and the closure of the set  $\text{int}(P) \setminus \cup_{s \in \mathcal{S}} \text{Cell}_P(s, \mathcal{S})$  defines the (weighted farthest) *Voronoi graph* of  $\mathcal{S}$  in  $P$ .

The Voronoi graph together with the set of Voronoi cells defines the *weighted geodesic farthest-point Voronoi diagram* (or simply *FVD*) of  $\mathcal{S}$  in  $P$ , denoted by  $\text{VD}(\mathcal{S}, P)$ . Thus, we indistinctively refer to  $\text{VD}(\mathcal{S}, P)$  as a graph or as a set of Voronoi cells; see Figure 2.

Notice that having non-zero weights on our set of sites does not make the problem harder. To see this, consider a new polygon  $P'$ , where at the location of each site  $s \in \mathcal{S}$ , a path of length  $w(s)$  is attached to the boundary of  $P$ . Additionally, the site  $s$  is given weight zero and is moved to the other endpoint of this path; see Figure 1 for an illustration. In this way we obtain a new weakly simple polygon  $P'$  and a new set of sites  $\mathcal{S}'$  that defines the same FVD as  $\mathcal{S}$  in  $P$ . Therefore, a weighted FVD as described in this paper has the same properties as the classical farthest Voronoi diagram constructed using the geodesic distance [3]. In particular, we know that the Voronoi graph is a tree with leaves on the boundary of  $P$ . Also, each edge of this graph consists of a sequence of straight-lines and hyperbolic arcs that may intersect  $\partial P$  only at its endpoints [3]. Thus, we refer to the Voronoi graph as a *Voronoi tree* from now on. While working with weighted sites might seem an unnecessary complication, we decided to work with them to ease the description of the recursive construction that our algorithm uses.

Let  $F_P(x, \mathcal{S})$  be the function that maps each  $x \in P$  to the  $w$ -distance to a  $\mathcal{S}$ -farthest neighbor of  $x$  (i.e.,  $F_P(x, \mathcal{S}) = D_w^P(x \rightsquigarrow f_P(x, \mathcal{S}))$ ). Notice that  $F_P(x, \mathcal{S})$  can be seen as the upper envelope of the  $w$ -distance functions from the sites in  $\mathcal{S}$ . Throughout the paper, we will play with this alternative way of thinking of Voronoi diagrams as graphs or upper envelopes. A point  $c \in P$  that minimizes  $F_P(x, \mathcal{S})$  is called the *geodesic center* of  $P$ . Similarly, a point  $s \in P$  that maximizes  $F_P(x, \mathcal{S})$  (together with  $f_P(s)$ ) forms a *diametral pair* and their  $w$ -distance is the *geodesic diameter*.

**Related work.** The problem of computing the geodesic center of simple  $n$ -gon  $P$  (and its counterpart, the geodesic diameter) were central in the 80's in the computational geometry community. Chazelle [6] provided the first  $O(n^2)$ -time algorithm to compute the geodesic diameter. Suri [19] improved upon it by reducing the running time to  $O(n \log n)$ . Finally, Hershberger and Suri [11] introduced a matrix search technique that allowed them to obtain a linear-time algorithm for computing the diameter.

The first algorithm for computing the geodesic center of  $P$  was given by Asano and Toussaint [4], and runs in  $O(n^4 \log n)$  time. This algorithm computes a super set of the vertices of the Voronoi tree of  $\text{VD}(\mathcal{S}, P)$ , where  $\mathcal{S}$  is the set of vertices of  $P$ . Shortly after, Pollack et al. [18] improved the running time to  $O(n \log n)$ . This remained the best running time for many years until recently when Ahn et al. [1] settled the complexity of this problem by presenting a  $\Theta(n)$ -time algorithm to compute the geodesic center of  $P$ .

The problem of computing the FVD generalizes the problems of computing the geodesic center and the geodesic diameter. For a set  $\mathcal{S}$  of  $m \geq 3$  sites in a simple  $n$ -gon  $P$ , Aronov [3] presented an algorithm to compute  $\text{VD}(\mathcal{S}, P)$  in  $O((n + m) \log(n + m))$  time. While the best known lower bound is  $\Omega(n + m \log m)$ , it was not known whether or not the dependence on  $n$ , the complexity of  $P$ , is linear in the running time. In fact, this problem was explicitly posed by Mitchell [13, Chapter 27] in the Handbook of Computational Geometry, and solving it has become a prominent area of research in recent years. Oh et al. [16] (SoCG'16) present the first improvement to this problem in more than 20 years. Using the new tools presented by Ahn et al. [1], they introduce an  $O(n \log \log n + m \log m)$ -time algorithm to compute  $\text{VD}(\mathcal{S}, P)$ . As a stepping stone, they present an  $O((n + m) \log \log n)$ -time algorithm for the simpler case where all sites are vertices of  $P$ . In fact, any improvement on the latter algorithm translates directly to an improvement on the general problem. In particular, a linear time algorithm for the simpler case with sites on the boundary of  $P$  suffices to match the lower bound and close the problem presented by Mitchell [13, Chapter 27].

Recently, not only farthest-point Voronoi diagrams have received attention. For the nearest-point geodesic Voronoi diagram, two papers have focused in finding algorithms matching the same lower bound of  $\Omega(n + m \log m)$  [12, 14]. While the best results still work only for a limited range of  $m$  with respect to  $n$ , both papers have appeared in consecutive years in the Symposium on Computational Geometry (SoCG). However, the techniques in these paper use data structures that require logarithmic factors, and hence is not conceivable to transform them to obtain a linear algorithm for the case when the sites are vertices of the polygon.

**Our results.** In this paper, we provide an optimal, albeit randomized, algorithm

to compute  $\text{vd}(\mathcal{S}, P)$  for the special case where all sites of  $\mathcal{S}$  are vertices of  $P$ . Our algorithm runs in expected  $\Theta(n + m)$  time. Using the reduction presented by Oh et al. [16], we immediately obtain an algorithm for the general case where the sites can be arbitrary points in  $P$ . This algorithm matches the lower bound and runs in expected  $\Theta(n + m \log m)$  time thereby solving the problem posed by Mitchel [13, Chapter 27]. It remains open to find a deterministic algorithm with the same running.

**Our approach.** Let  $P$  be a simple  $n$ -gon and let  $\mathcal{S}$  be a set of  $m \geq 3$  sites contained in  $V(P)$ , where  $V(P)$  is the set of vertices of  $P$ . We present a randomized  $O(n + m)$ -time algorithm to compute the FVD of  $\mathcal{S}$  in  $P$ . We would like to use a variation of the randomized incremental construction (*RIC*) for Euclidean farthest-point Voronoi diagrams [8]. This algorithm inserts the sites, one by one, in random order and constructs the cell of each newly inserted site in time proportional to its size. By bounding the expected size of each cell using backwards analysis, the incremental construction can be carried out in total linear time.

In the geodesic case however, the complexity of a cell depends not only on the set of sites, but also on the complexity of the polygon [2]. Already the FVD of 3 sites can have  $\Omega(n)$  vertices and arcs. While this can be dealt with using backwards analysis, there is an additional complication when using  $w$ -distances. To achieve an incremental construction, one would need to have at hand a complete description of the  $w$ -distance function  $D_w^P(s \rightsquigarrow x)$  inside of the newly created cell for the inserted site  $s$ . If this function is precomputed in the entire polygon, this would be too costly. Thus, one needs to define these functions only at the specific locations where they are needed. An additional problem is that for a RIC, the first inserted sites must have their  $w$ -distance defined in almost the entire polygon. Thus, already the description-size of the  $w$ -distances needed for the first batch of sites (say the first  $m/100$ ) becomes super linear. Therefore, it seems hopeless to try a RIC without somehow reducing the complexity of  $P$  throughout the process. Nevertheless, a RIC works great for all the sites that come after this first batch. Intuitively, the latter insertions define smaller cells, and the space needed to describe their  $w$ -distances can be nicely bounded. Thus, the main question is how to deal with this first fraction of the sites.

In this paper we overcome these difficulties with a novel approach, and manage to deal with this first fraction of the sites using pruning. First, we partition randomly the sites into  $B$  and  $R$ , where  $|B| \leq \alpha m$  for some constant  $0 < \alpha < 1$  (Section 3.1). Then, we construct recursively an “approximation” of the FVD of  $B$  (Section 3.2). To this end, we define a new weakly simple polygon  $Q$  containing  $B$  with only a constant fraction of the vertices of  $P$ . Essentially we prune from  $P$  all the vertices that have nothing to do with geodesic paths connecting sites in  $B$  with points in their respective Voronoi cells. Our approximation comes from recursively computing the FVD of  $B$  in  $Q$ . We show that the complexity of  $Q$  decreases sufficiently so that the recursive call leads to a linear overall running time.

Reducing the complexity however comes with a price. The  $w$ -distance from sites of  $B$  inside of  $Q$  turns to be only “similar” to that in  $P$ . However, we make sure that these functions are accurate where it matters. After computing this “Voronoi-like” diagram

for  $B$ , we need to deal with the sites of  $R$ . To this end, we turn to the RIC (Section 4.2). We compute the  $w$ -distance from sites in  $R$  only inside of specific parts of  $P$ , making sure that they suffice for our purpose, while their overall complexity remains linear. Another challenge comes from the fact that the  $w$ -distances from  $B$  are with respect to  $Q$ , while the ones from  $R$  are not. Thus, we need to prove that the upper envelope of these functions induces a Voronoi-like diagram. Once we deal with these technical details, we end up with an upper envelope of functions that we prove to coincide with the FVD of  $\mathcal{S}$  in  $P$  finishing our construction.

We show that the insertion of each site  $r \in R$  can be carried out in expected  $O(n/m)$  time. Thus, inserting all sites of  $R$  can be done in expected  $O(n+m)$  time. After inserting the sites of  $R$ , the expected total running time of our algorithm is given by the simple recurrence  $\mathbb{E}[T(n, m)] \leq T(n/2, m/2) + O(n+m) = O(n+m)$ . The crucial aspect with our approach that could not be achieved before this paper, is the reduction in the complexity of the polygon. Overall, we combine many different tools, from recursion, pruning, and randomization, together with all the machinery to deal with geodesic functions. Due to space constraints, all results marked with [\*] have their full proof in the Appendix.

## 2 Preliminaries

Let  $P$  be a simple  $n$ -gon and let  $\mathcal{S}$  be a set of  $m \geq 3$  sites contained in  $V(P)$ . Because  $\mathcal{S} \subset V(P)$ , we know that  $m = |\mathcal{S}| \leq n$ .

A subset  $G \subseteq P$  is *geodesically convex* in  $P$  if for each  $x, y \in G$ , the geodesic path between  $x$  and  $y$  is contained in  $G$ , i.e., if  $\pi_P(x, y) \subseteq G$ . Given a set  $A$  of points in  $P$ , the *geodesic hull* of  $A$  in  $P$  is the minimum geodesically convex set in  $P$  that contains  $A$ . In particular, if  $A \subseteq \partial P$ , then the boundary of the geodesic hull of  $A$  is obtained by joining consecutive points of  $A$  along  $\partial P$  by the geodesic path between them. Note that this geodesic hull is not necessarily a simple polygon but a weakly simple polygon. Geodesic functions in weakly simple polygons behave in the exact same way as in simple polygons, and the existent machinery applies directly with no overhead [5]. Thus, while many papers state their results for simple polygons, they applied directly to weakly simple polygons. In particular, all results and tools presented in this paper apply directly to weakly simple polygons. This remark is already crucial in several recent papers [15, 16].

**Lemma 2.1** (Restatement of Lemma 2 of [17]). *Let  $A \subseteq \partial P$  be a set of  $O(n)$  points sorted along  $\partial P$ . The geodesic hull of  $A$  in  $P$  can be computed in  $O(n)$  time.*

Let  $\text{VD}_\partial(\mathcal{S}, P)$  be the FVD of  $\mathcal{S}$  restricted to the boundary of  $P$ . More formally, for each  $s \in \mathcal{S}$ , let  $\text{bCell}_P(s, \mathcal{S}) = \text{Cell}_P(s, \mathcal{S}) \cap \partial P$  be the *boundary cell* of  $s$  and let  $\text{VD}_\partial(\mathcal{S}, P)$  be the union of this boundary cells. The construction of  $\text{VD}_\partial(\mathcal{S}, P)$  has always been a stepping stone in the computation of  $\text{VD}(\mathcal{S}, P)$  [3, 16], and in our algorithm it is not any different. The following result from [16] allows us to compute it efficiently.

**Theorem 2.2** (Theorem 9 [16]). *Let  $P$  be an  $n$ -gon and let  $\mathcal{S} \subseteq V(P)$  be a set of sites. Then, we can compute  $\text{VD}_\partial(\mathcal{S}, P)$  in  $O(n)$  time.*

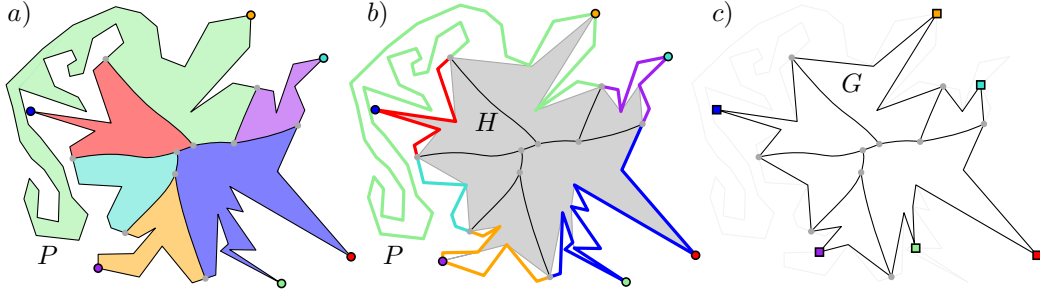


Figure 2: *a)* A simple polygon  $P$  with a set  $\mathcal{S}$  of six weighted sites and their FVD. *b)* The polygon  $H$  being the geodesic hull of  $\mathcal{L}_{\mathcal{S},P}$  and  $\mathcal{S}$ . *c)* The simplification transform allows to redefine the problem inside a simpler polygon  $G$  with a new set of weighted sites and obtain the same FVD.

Using the above procedure, we can find out in  $O(n)$  time which sites of  $\mathcal{S}$  have a non-empty Voronoi cell. Therefore, we can forget about the sites with empty cells and assume without loss of generality from now on that all sites of  $\mathcal{S}$  have non-empty Voronoi cells.

Given a site  $s \in \mathcal{S}$  and a polygonal chain  $C \subseteq \partial P$  with endpoints  $p$  and  $p'$ , the *funnel* of  $s$  to  $C$  in  $P$ , denoted by  $\text{Funnel}_P(s \rightarrow C)$ , is the geodesic hull of  $s$  and  $C$  in  $P$ . It is known that  $\text{Funnel}_P(s \rightarrow C)$  coincides with the weakly simple polygon contained in  $P$  bounded by  $C$ ,  $\pi_P(s, p')$  and  $\pi_P(s, p)$  [1]. For ease of notation, we denote  $\text{Funnel}_P(s \rightarrow \text{bCell}_P(s, \mathcal{S}))$  simply by  $\text{Funnel}_P(s, \mathcal{S})$ , i.e., the funnel with apex  $s$  that goes to  $\text{bCell}_P(s, \mathcal{S})$ . The following lemma shows the relation between Voronoi cells and their funnels.

**Lemma 2.3** (Consequence of Lemma 4.1 of [1]). *Given a site  $s \in \mathcal{S}$ , the Voronoi cell  $\text{Cell}_P(s, \mathcal{S})$  is contained in the funnel  $\text{Funnel}_P(s, \mathcal{S})$ .*

We are also interested in bounding the total complexity of the funnels of sites in  $\mathcal{S}$ . Given a polygon  $Q$ , let  $|Q|$  denotes its *combinatorial complexity* (or just *complexity*), i.e., the number of vertices and edges used to represent it.

**Lemma 2.4** (Consequence of Corollaries 3.8 and 4.4 of [1]). *Given an  $n$ -gon  $P$  and a set  $\mathcal{S} \subseteq V(P)$ ,  $\sum_{s \in \mathcal{S}} |\text{Funnel}_P(s, \mathcal{S})| = O(n)$ . Also, all funnels can be computed in  $O(n)$  time.*

## 2.1 The simplification transform

The following transformation allows us to modify the input of our problem and assume some nice structural properties without loss of generality. In this section and for this transformation, we allow the given polygon  $P$  to be weakly simple instead of a simple  $n$ -gon. The result of the transformation described in this section takes a weakly simple polygon with a set of weighted sites as input, and produces a new simple polygon with a

new set of weighted sites. Moreover, this resulting polygon has a particular structure that is crucial in the recursive calls of our algorithm.

Let  $\mathcal{L}_{\mathcal{S},P}$  be the set of leaves of  $\text{VD}(\mathcal{S},P)$ . We first notice that we can focus on a specific geodesically convex subpolygon of  $P$  to compute  $\text{VD}(\mathcal{S},P)$ .

**Lemma 2.5.** *Let  $H$  be the geodesic hull  $\mathcal{S} \cup \mathcal{L}_{\mathcal{S},P}$  in  $P$ . Then, for each  $s \in \mathcal{S}$ ,  $\text{Cell}_H(s, \mathcal{S}) \subseteq \text{Cell}_P(s, \mathcal{S})$ . Moreover, the Voronoi trees of  $\text{VD}(\mathcal{S},H)$  and  $\text{VD}(\mathcal{S},P)$  coincide.*

*Proof.* Let  $s$  be a site of  $\mathcal{S}$  and let  $x \in H$ . Because  $H$  is a geodesically convex subset of  $P$ , and since  $x, s \in H$ , we know that  $\pi_H(x, s) = \pi_P(x, s)$ . That is, the  $w$ -distance to  $x$  from each site in  $\mathcal{S}$  is the same in  $P$  and  $H$ . Therefore, the  $\mathcal{S}$ -farthest sites of  $x$  are also preserved, which implies that  $\text{Cell}_H(s, \mathcal{S}) \subseteq \text{Cell}_P(s, \mathcal{S})$ . Because this happens for each Voronoi cell of  $\mathcal{S}$  in  $H$ , and since the leaves belong also to  $H$ , the Voronoi trees coincide.  $\square$

While the geodesic hull  $H$  of  $\mathcal{S} \cup \mathcal{L}_{\mathcal{S},P}$  in  $P$  does not necessarily have lower complexity than  $P$ , it has some nice structure. We know that its boundary consists of geodesic paths that connect consecutive points in  $\mathcal{S} \cup \mathcal{L}_{\mathcal{S},P}$  along  $\partial P$ . However, this geodesic hull  $H$  is not necessarily a simple polygon; see Figure 2. To make it simple, we need to deal with “dangling paths” as follows.

We say that a vertex of  $H$  is  $H$ -open if it is incident to its interior. For each  $s \in \mathcal{S}$ , let  $a_s$  be the  $H$ -open vertex of  $\text{Funnel}_P(s, \mathcal{S})$  that is geodesically closest to  $s$ . Note that all paths from  $s$  to any point in the interior of  $H$  pass through  $a_s$ . However, as long as the length of the geodesic path  $\pi_P(\mathcal{S}, a_s)$  remains the same, the shape of this path is irrelevant. In fact, this is equivalent to giving  $a_s$  a weight such that each distance measured from  $a_s$  to points in the interior of  $H$  has an added value of  $D_w^P(s \rightsquigarrow a_s)$ .

To formalize this intuition, we define a new polygon, a new set of sites, and new weighted distance function as follows. Let  $\mathcal{A} = \{a_s : s \in \mathcal{S}\}$  be the set of  $m$   $H$ -open vertices defined by  $\mathcal{S}$ . These vertices are our new set of sites. Let  $G(P, \mathcal{S})$  (or simply  $G$  if  $P$  and  $\mathcal{S}$  are clear from the context) be the geodesic hull of  $\mathcal{A} \cup \mathcal{L}_{\mathcal{S},P}$  in  $P$ . Note that  $G \subseteq H$  is a simple polygon by the definition of each  $a_s$  in  $\mathcal{A}$ . We define a new weight function  $w' : G \rightarrow \mathbb{R}$  so that  $w'(x) = \begin{cases} D_w^P(s \rightsquigarrow a_s) & \text{if } x = a_s \in \mathcal{A} \\ 0 & \text{otherwise} \end{cases}$  (if  $s$  and  $a_s$  coincide, then their weights coincide). With this new weight function, we can think of  $\mathcal{A}$  as a set of weighted sites in  $G$ .

**Lemma 2.6.** [\*] *It holds that  $\text{VD}(\mathcal{A}, G)$  and  $\text{VD}(\mathcal{S}, P)$  have the same Voronoi trees.*

*Proof.* Notice that  $G$  is a subset of  $H$  such that  $\text{int}(G) \subset \text{int}(H)$ . Let  $s$  be a site of  $\mathcal{S}$  and let  $x \in G$ . Because  $G$  is a geodesically convex subset of  $P$ , and since  $a_s, x \in G$ , we know that  $\pi_G(a_s, x) = \pi_P(a_s, x)$ , and hence the length of these paths is simply  $G^P(a_s, x)$ . Therefore, we know that  $D_w^G(a_s \rightsquigarrow x) = w'(a_s) + G^P(a_s, x) = D_w^P(s \rightsquigarrow a_s) + G^P(a_s, x) = D_w^P(s \rightsquigarrow x)$ . That is, the  $w'$ -distance from any site in  $a_s \in \mathcal{A}$  to any point  $x$  in  $G$  is the same as the  $w$ -distance from the corresponding site in  $s \in \mathcal{S}$  to the same point  $x$  in  $P$ ,

which implies that  $\text{Cell}_G(s, \mathcal{S}) \subseteq \text{Cell}_P(s, \mathcal{S})$ . Because this happens for each Voronoi cell of  $\mathcal{S}$  in  $G$ , the Voronoi trees coincide.  $\square$

By Lemma 2.6, we can always transform the problem of computing the FVD of  $\mathcal{S}$  in  $P$  as follows. Recall that  $\mathcal{L}_{\mathcal{S}, P}$  is the set containing each leaf of  $\text{VD}(\mathcal{S}, P)$  and that  $m = |\mathcal{S}|$ . Compute  $\text{VD}_{\partial}(\mathcal{S}, P)$  and the funnel  $\text{Funnel}_P(s, \mathcal{S})$  of each site in  $\mathcal{S}$  in total  $O(n)$  time. Because  $\mathcal{S} \cup \mathcal{L}_{\mathcal{S}, P} \subseteq \partial P$  and has size  $2m = O(n)$ , we can compute  $H$  the geodesic hull of  $\mathcal{S} \cup \mathcal{L}_{\mathcal{S}, P}$  in  $P$  in  $O(n)$  time using Lemma 2.1. After that, consider the set  $\mathcal{A}$  of  $H$ -open vertices as defined above. Again, we can compute the geodesic hull  $G$  of  $\mathcal{A} \cup \mathcal{L}_{\mathcal{S}, P}$  in  $P$  in  $O(n)$  time using Lemma 2.1. By Lemma 2.6,  $\text{VD}(\mathcal{A}, G)$  and  $\text{VD}(\mathcal{S}, P)$  coincide, so we can forget about  $P$  and  $\mathcal{S}$ , and focus simply on  $G$  and  $\mathcal{A}$  to compute the FVD. We call this process the *simplification transform*; see Figure 2. Note that the only convex vertices of  $G$  are the sites in  $\mathcal{A}$  and the leaves in  $\mathcal{L}_{\mathcal{S}, P}$ . We summarize the main properties of this simplification transform in the following result.

**Lemma 2.7.** *Let  $P$  be a simple  $n$ -gon and let  $\mathcal{S} \subseteq V(P)$  be a set of  $m \geq 3$  sites. The simplification transform computes in  $O(n)$  time a new simple polygon  $G$  with at most  $n + m$  vertices and a new set  $\mathcal{A} \subseteq V(G)$  of  $m$  weighted sites such that (1) the Voronoi trees of  $\text{VD}(\mathcal{A}, G)$  and  $\text{VD}(\mathcal{S}, P)$  coincide, and (2) the set of convex vertices of  $G$  is exactly  $\mathcal{A} \cup \mathcal{L}_{\mathcal{S}, P}$ .*

### 3 Computing the FVD

Let  $P$  be a simple polygon and let  $\mathcal{S}$  be a set of  $m \geq 3$  weighted sites contained in  $V(P)$ . Using the simplification transform defined in Section 2.1, we can assume without loss of generality that  $P$  is a simple polygon with at most  $n + m$  vertices, and among them, its convex vertices are exactly the sites in  $\mathcal{S}$  and the leaves of  $\mathcal{L}_{\mathcal{S}, P}$  (see Lemma 2.7). That is, it consists of at most  $2m$  convex vertices. If we consider consecutive vertices in  $\mathcal{S} \cup \mathcal{L}_{\mathcal{S}, P}$  along  $\partial P$ , the chain connecting them consists only of reflex vertices of  $P$ , or is a single edge. The next step explained in the following section is to randomly partition  $\mathcal{S}$ . Note that if  $m = O(1)$ , we can compute  $\text{VD}(\mathcal{S}, P)$  in  $O(n)$  time by computing their bisectors and considering their overlay. Thus, from now on we assume that  $m$  is larger than some predefined constant.

#### 3.1 First phase: the partition

We compute in linear time  $\text{VD}_{\partial}(\mathcal{S}, P)$  using Lemma 2.2, and let  $\mathcal{L}_{\mathcal{S}, P}$  be the set of leaves of  $\text{VD}(\mathcal{S}, P)$ . Note that  $|\mathcal{L}_{\mathcal{S}, P}| = m$ . For each  $s \in \mathcal{S}$ , we compute the funnel  $\text{Funnel}_P(s, \mathcal{S})$ . Given a subset  $R \subseteq \mathcal{S}$ , let  $\kappa(R) = \sum_{r \in R} |\text{Funnel}_P(r, \mathcal{S})|$  be the *magnitude* of  $R$ . Lemma 2.4 implies that  $\kappa(\mathcal{S}) = O(n)$ , and that all these funnels can be computed in  $O(n)$  time. To be more precise, let  $\tau \geq 2$  be the constant hidden by the big  $O$  notation, i.e.,  $\kappa(\mathcal{S}) \leq \tau n$ . Next, we compute a random permutation  $\Pi$  of  $\mathcal{S}$ . Let  $0 < \alpha < 1$  be some constant to be defined later. Let  $B$  and  $R$  be a partition of  $\mathcal{S}$  such that  $B$  consists of the first  $\lfloor \frac{\alpha}{\tau} m \rfloor$  sites according to  $\Pi$ , and  $R = \mathcal{S} \setminus B$ .



**Observation 3.1.** *It holds that  $E[\kappa(B)] = \alpha n$  and  $|B| = \lfloor \frac{\alpha}{7} m \rfloor \leq \alpha m$ .*

We would like to recursively compute a Voronoi-like diagram of the sites in  $B$  while forgetting for a while of the red sites. Once we have this recursively computed diagram, we perform a randomized incremental construction of  $\text{VD}(\mathcal{S}, P)$  by inserting the sites of  $R$  in the random order according to permutation  $\Pi$ . In the next section we discuss the recursive call to compute a diagram for  $B$ , and later spend Section 4.2 detailing the insertion process.

### 3.2 A smaller polygon

While it would be great to compute  $\text{VD}(B, P)$ , this may be too expensive as the diagram can have large complexity, and we need our recursive call to have smaller complexity (a constant fraction reduction in the size). Thus, we would not compute  $\text{VD}(B, P)$  exactly, but we will compute an “approximation” of it. Notice that we can see  $\text{VD}(B, P)$  as the upper envelope of the  $w$ -distances  $D_w^P(b \rightsquigarrow x)$ . Because these functions have a complexity that depends on the size of the polygon, we need to simplify them. To achieve this, for a site  $b \in B$ , this simpler distance function will be completely accurate inside of  $\text{Cell}_P(b, \mathcal{S})$ . However, for any point  $x$  outside of  $\text{Cell}_P(b, \mathcal{S})$ , this new distance from  $s$  to  $x$  will be only upper bounded by  $D_w^P(b \rightsquigarrow x)$ . That is, distances from  $b$  can only get shorter, and only outside of  $\text{Cell}_P(b, \mathcal{S})$ .

To define these new distance functions, we define a new polygon  $Q$  of lower complexity than  $P$  (although  $P \subseteq Q$ ). Let  $V_B$  be the set consisting of all vertices of  $P$  that belong to the funnel  $\text{Funnel}_P(b, \mathcal{S})$  of some  $b \in B$ . By Observation 3.1, we know that the expected size of  $V_B$  is at most  $\alpha n$ . Note that we could repeat the construction of  $B$  and  $R$  an expected constant number times, until we guarantee that  $V_B \leq \alpha n$ . Let  $V_C$  be the set of convex vertices of  $P$ . Recall that by our assumption that the simplification transform has already been applied to  $P$ , we know by Lemma 2.1 that  $V_C$  consists of the union of  $\mathcal{S}$  and  $\mathcal{L}_{\mathcal{S}, P}$ , where  $\mathcal{L}_{\mathcal{S}, P}$  is the set of leaves of  $\text{VD}(\mathcal{S}, P)$ , i.e.,  $|V_C| \leq 2m$ . Let  $Q$  be a polygon defined as follows. Imagine the boundary of  $P$  being a rubber band, and each vertex of  $V_B \cup V_C$  being a pin. By letting the rubber band free while keeping it attached at the pins, this rubber band snaps to a closed curve defining a weakly simple polygon  $Q$ ; see Figure 3.

**Lemma 3.2.** *[\*] The polygon  $Q$  contains  $P$ , is weakly simple, can be computed in expected  $O(n)$  time, and has at most  $\alpha n + 4m$  vertices. Moreover, for  $x, y \in P$ , it holds that  $G^Q(x, y) \leq G^P(x, y)$ . In particular, for each  $b \in B$  and  $x \in P$ ,  $D_w^Q(b \rightsquigarrow x) \leq D_w^P(b \rightsquigarrow x)$ , and if  $x \in \text{Cell}_P(b, \mathcal{S})$ , then  $D_w^Q(b \rightsquigarrow x) = D_w^P(b \rightsquigarrow x)$ .*

*Proof.* The boundary of  $Q$  can be constructed by connecting consecutive points in  $V_B \cup V_C$  by geodesics contained in the complement of  $P$ , i.e., in a domain that has  $P$  as a hole or obstacle ( $Q$  is also known as the relative hull of  $V_B \cup V_C$  in this domain). Note however that we do not need to deal with geodesics in domains with holes. We can take a box sufficiently large to enclose  $P$ , and connect it using a small corridor with the left most vertex of  $P$  to create a new polygon  $P^\circ$  that essentially is a box with  $P$  as a “hole”; see

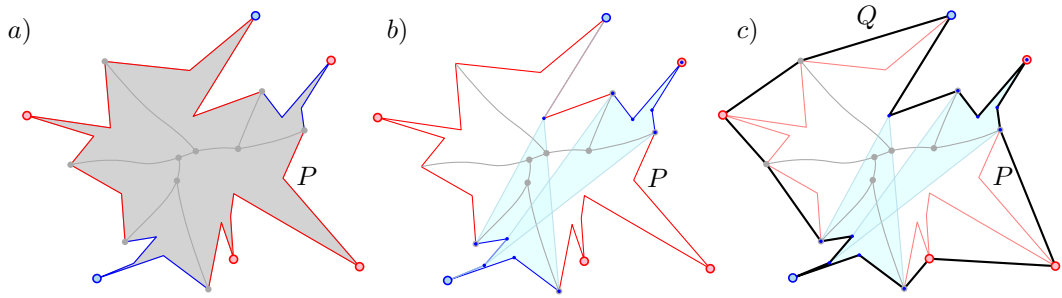


Figure 3: *a)* The polygon obtained from the simplification transform, and the decomposition of its boundary into red and blue chains. *b)* The funnels of the sites in  $B$  are depicted, as well as all vertices in  $V_B$ . *c)* The polygon  $Q$  is obtained by taking a rubber band and keeping attached at all vertices in  $V_B \cup V_C$  and letting it snap.

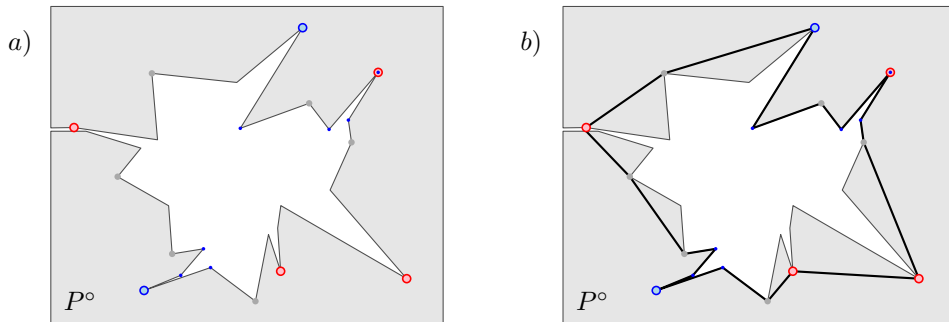


Figure 4: The algorithmic construction of  $Q$  described in the proof of Lemma 3.2.

Figure 4. Using this polygon that can be constructed in linear time, we can compute the boundary of  $Q$  in  $O(n)$  time [17, Lemma 2].

Note that the reflex vertices in  $P$  become convex in  $P^\circ$  and vice versa. Therefore, the geodesic paths in  $P^\circ$  connecting consecutive vertices of  $V_B \cup V_C$  consist only of reflex vertices of  $P^\circ$  other than their endpoints, i.e., they consist only of vertices of  $V_C$ . Moreover, each vertex of  $V_C$  can be visited only twice by the boundary of  $Q$ , and hence, it creates at most one new reflex vertex of  $Q$ . Therefore,  $Q$  consists of at most  $|V_B| + 2|V_C| \leq \alpha n + 4m$  vertices.

For  $x, y \in P$ , the geodesic  $\pi_P(x, y)$  is also contained in  $Q$ . Thus, their geodesic distance in  $Q$  can only get shorter, i.e.,  $G^Q(x, y) \leq G^P(x, y)$ . Moreover, for some  $b \in B$ , notice that  $V_B$  contains all vertices of  $\text{Funnel}_P(b, \mathcal{S})$ . Therefore, for  $x \in \text{Cell}_P(b, \mathcal{S})$ , all vertices in the geodesic  $\pi_P(b, x)$  are still on  $Q$ , i.e.,  $D_w^Q(b \rightsquigarrow x) = D_w^P(b \rightsquigarrow x)$ . Moreover, if  $x \in P$ , but not in  $\text{Cell}_P(b, \mathcal{S})$ , then the path to  $x$  can only become shorter, i.e.,  $D_w^Q(b \rightsquigarrow x) \leq D_w^P(b \rightsquigarrow x)$ .  $\square$

Our plan is now to compute the FVD of  $B$  in the new polygon  $Q$ , and then use this as a “good” approximation of  $\text{vd}(B, P)$  in  $P$ . With good, we mean that the red sites can be randomly inserted in this diagram, and that the result of this whole process is

indeed  $\text{VD}(\mathcal{S}, P)$ . We will prove this properties in the next section, but for now, we focus on describing the recursive algorithm.

Let  $I(n, m)$  be the time to insert back the sites of  $R$  and obtain  $\text{VD}(\mathcal{S}, P)$  after having recursively computed  $\text{VD}(B, Q)$ . Because  $Q$  consists of at most  $\alpha n + 4m$  vertices by Lemma 3.2, and since  $|B| \leq \alpha m$  by Lemma 3.1, we get a recursion of the form  $T(n, m) = T(\alpha n + 4m, \alpha m) + I(n, m)$  for the running time of our algorithm. We claim that  $I(n, m) = O(n + m)$ , and we prove it in the next couple of sections. However, for  $T(n, m)$  to solve to  $O(n + m)$ , we need to look at one more iteration of the recursion, as it can be that  $\alpha n + 4m$  is not really smaller than  $n$  if  $m$  is large. Fortunately, because  $T(\alpha n + 4m, \alpha m) = T(\alpha(\alpha n + 4m) + 4\alpha m, \alpha^2 m) + I(\alpha n + 4m, \alpha m)$ , and by our assumption on the running time of  $I(n, m)$ , we get that

$$T(n, m) = T(\alpha^2 n + 8\alpha m, \alpha^2 m) + O(n + m) + O(\alpha n + 4m + \alpha m).$$

By choosing the constant  $\alpha$  sufficiently small, and since we assume that  $m \leq n$ , we can guarantee that  $T(n, m) \leq T(n/2, m/2) + O(n + m) = O(n + m)$  proving the main result of this paper. Therefore, it remains only to show that  $I(n, m)$  is indeed  $O(n + m)$ , i.e., in linear time we can insert back the red sites, and obtain the FVD  $\text{VD}(\mathcal{S}, P)$  from the recursively computed diagram of  $\text{VD}(B, Q)$ .

### 3.3 Preprocessing the red sites

Before going into the insertion process of the sites in  $R$ , we need to finish some preprocessing on them. To be able to insert these sites efficiently, we need to have a representation of the  $w$ -distance of each  $r \in R$  defined on a sufficiently large superset of  $\text{Cell}_P(r, \mathcal{S})$ .

Note that we cannot define these distance functions in the entire polygon, otherwise we are spending already too much time and space. On the other hand, if its representation is too narrow, then during the insertion it might be that the distance information is insufficient.

Recall that  $\mathcal{L}_{\mathcal{S}, P}$  denotes the set of leaves of  $\text{VD}(\mathcal{S}, P)$ . Color the leaves in  $\mathcal{L}_{\mathcal{S}, P}$  purple if they bound the Voronoi cell of a site in  $B$  and a site in  $R$ ; see Figure 5.

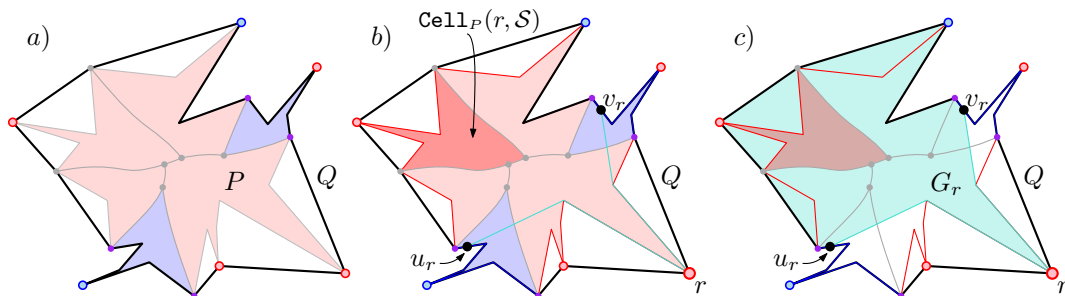


Figure 5: a) The coloring of the purple leaves of  $\mathcal{L}_{\mathcal{S}, P}$ . b) For a site  $r \in R$ , the construction of  $u_r$  and  $v_r$  lying inside blue Voronoi cells. c) The polygon  $G_r$  where we compute the SPM of  $r$ .

Recall that given a polygon  $K$  and two points  $x$  and  $y$  on  $\partial K$ ,  $\partial K(x, y)$  denotes be the polygonal chain that starts at  $x$  and follows the boundary of  $K$  clockwise until reaching  $y$ . For each  $r \in R$ , let  $u_r$  and  $v_r$  respectively be the first purple leaves of  $\mathcal{L}_{\mathcal{S}, P}$  reached from any point in  $\mathbf{bCell}_P(r, \mathcal{S})$  when walking counterclockwise and clockwise along  $\partial P$ . We then move  $u_r$  and  $v_r$  slightly clockwise and counterclockwise, respectively, so that they both sit inside of a blue Voronoi cell. Moreover, we know that  $\mathbf{bCell}_P(r, \mathcal{S})$  is contained in the interior of the path  $\partial P(u_r, v_r)$ . We define a new polygon where we define the  $w$ -function of  $r$  as follows. Because both  $u_r$  and  $v_r$  lie on  $\partial P$  and on Voronoi cells of blues sites, we know that  $u_r$  and  $v_r$  are both on  $\partial Q$ . Let  $G_r$  be a new weakly simple polygon bounded by the paths  $\pi_P(r, u_r)$ ,  $\partial Q(u_r, v_r)$  and  $\pi_P(v_r, r)$ . Notice however that the paths  $\pi_P(r, u_r)$  and  $\pi_P(v_r, r)$ , called the *walls*, are defined within the polygon  $P$ , while the other path bounding  $G_r$  is contained in  $\partial Q$ . Since  $P \subset Q$ , we know that  $G_r \subseteq Q$ . Moreover, the funnel  $\mathbf{Funnel}_P(r \rightarrow \partial P(u_r, v_r))$  is contained in  $G_r$ ; see Figure 5.

**Lemma 3.3.** [\*] *Given  $r \in R$ , it holds that  $\mathbf{Cell}_P(r, \mathcal{S}) \subseteq G_r$ . Moreover, it holds that*

$$\mathbb{E} \left[ \sum_{r \in R} |G_r| \right] = O(n) \text{ and } \bigcup_{r \in R} G_r = Q.$$

*Proof.* Recall that by Lemma 2.3, we know that  $\mathbf{Cell}_P(r, \mathcal{S})$  is contained in the funnel  $\mathbf{Funnel}_P(r, \mathcal{S})$ . Moreover,  $\mathbf{Funnel}_P(r, \mathcal{S})$  is contained in  $\mathbf{Funnel}_P(r \rightarrow \partial P(u_r, v_r))$ , which in term is contained in  $G_r$  by construction. Therefore,  $\mathbf{Cell}_P(r, \mathcal{S}) \subseteq G_r$  as claimed.

We use some concepts and results introduced by Ahn et al. [1, Section 3]. A *transition chain* is a polygonal chain contained in  $\partial P$  such that its endpoints belong to different Voronoi cells. Because  $u_r$  and  $v_r$  lie in the Voronoi cells of different blues sites, we get that  $\partial P(u_r, v_r)$  is a transition chain. Let  $R_r$  be the set of sites in  $\mathcal{S}$  whose Voronoi cell intersects  $\partial P(u_r, v_r)$ . In particular,  $R_r$  contains  $r$ , two blue sites, and it might contain other sites of  $R$ . Let  $H_r$  be the geodesic hull of  $\partial P(u_r, v_r) \cup R_r$ . Note that  $\mathbf{Funnel}_P(r \rightarrow \partial P(u_r, v_r)) \subseteq H_r$ , and that both paths  $\pi_P(r, u_r)$  and  $\pi_P(r, v_r)$  are shared by the boundaries of  $\mathbf{Funnel}_P(r \rightarrow \partial P(u_r, v_r))$  and  $G_r$ . We call these paths the *walls* of these funnels. Recall that the third path of  $G_r$  is  $\partial Q(u_r, v_r)$ , and notice that  $\cup_{r \in R} \partial Q(u_r, v_r) = \partial Q$ . Because  $|Q| = O(n)$ , to upper bound the total complexity of all the polygons  $G_r$ , it remains only to upper bound the complexity of their walls. That is, it remains to upper bound the complexity of all polygons  $H_r$ . To this end, let  $\mathcal{H} = \{H_r : r \in R\}$ . Note that since this is a set, if the same polygon is the same for many sites in  $R$ , it is counted only once in  $\mathcal{H}$ . Because each  $\partial P(u_r, v_r)$  is a transition chain, a result from Ahn et al. [1, Lemma 3.6] implies directly that  $\sum_{H \in \mathcal{H}} |H| = O(n)$  (the hourglass defined on the transition chain  $\partial P(u_r, v_r)$  is a superset of  $H_r$ ). Therefore, the only thing that remains is to show that each polygon  $H \in \mathcal{H}$  appears with  $O(1)$  multiplicity in expectation, or equivalently, that the expected size of  $R_r$  is constant.

To show that the expected size of  $R_r$  is  $O(1)$ , fix a site  $r \in R$ . For each  $s \in \mathcal{S}$ , let  $\chi_s^r$  be an indicator random variable (*i.r.v.*) that is one if and only if  $s$  belongs to  $R_r$ . Note that for  $\chi_s^r$  to be one, all sites between  $r$  and  $s$  along  $\partial P$  must be in  $R$ . For a site  $s \in \mathcal{S}$ , let  $\text{rank}(s)$  denote its rank in the permutation  $\Pi$ . Note that the probability that  $s$  appears

after  $r$  according to  $\Pi$  is  $\frac{m - \text{rank}(r)}{m}$ . Thus,  $\Pr[\chi_s^r = 1] \leq 2 \left( \frac{m - \text{rank}(r)}{m} \right)^{\delta(r,s)}$ , where  $\delta(r, s)$  is the number of sites of  $\mathcal{S}$  visited when going clockwise from  $r$  to  $s$  along  $\partial P$ . The two factor comes from walking clockwise and counterclockwise from  $r$  along  $\partial P$ , both directions are symmetric. Note however that since  $r \in R$ ,  $\text{rank}(r) > \frac{\alpha}{\tau}m$  by Observation 3.1. Thus,  $\Pr[\chi_s^r = 1] \leq 2 \left( \frac{\tau - \alpha}{\tau} \right)^{\delta(r,s)}$ . By definition, we know that  $|R_r| = \sum_{s \in \mathcal{S}} \chi_s^r$ . Applying expectations, we get that  $\mathbb{E}|R_r| \leq 2 \sum_{s \in \mathcal{S}} \left( \frac{\tau - \alpha}{\tau} \right)^{-\delta(r,s)}$ . Note that we can order the sites of  $\mathcal{S}$  according to their distance  $\delta(r, s)$ . Thus, we can rewrite the summation as  $\mathbb{E}|R_r| \leq 2 \sum_{i=0}^{m-1} \left( \frac{\tau - \alpha}{\tau} \right)^{-i} = O(1)$ . Consequently, we conclude that  $\mathbb{E} \left[ \sum_{r \in R} |G_r| \right] = O(n)$ .

It remains only to show that  $\bigcup_{r \in R} G_r = Q$ . To this end, note that  $\text{Cell}_P(r, \mathcal{S})$  is contained in  $G_r$ , and hence, the union of all the  $G_r$ 's covers all the Voronoi cells in  $\text{VD}(\mathcal{S}, P)$ . That is,  $P$  is contained in  $\bigcup_{r \in R} G_r$ . We show now that  $Q \setminus P$  is also contained in it. Recall that to define  $G_r$ , we use  $\partial Q(u_r, v_r)$  instead of  $\partial P(u_r, v_r)$  to close the boundary of  $G_r$ . The space between  $\partial Q(u_r, v_r)$  and  $\partial P(u_r, v_r)$  encloses a region of  $Q \setminus P$ , say  $W_r$ . Moreover, if we take the union of all these regions, then we get that  $Q \setminus P = \bigcup_{r \in R} W_r$  proving our result.  $\square$

The last technical detail is the structure used to store the  $w$ -distances from the sites in  $R$ . Let  $s \in \mathcal{S}$  and let  $H \subseteq P$  be a subpolygon such that  $s \in H$ . The *shortest-path map* (or *SPM* for short) of  $s$  in  $H$  is a subdivision of  $H$  into triangles such that the geodesic path to all the points in one triangle has the same combinatorial structure. By precomputing the geodesic distance to each vertex of  $H$ , we get a constant-sized representation of the  $w$ -distance from  $s$  inside each triangle (for more information on shortest-path maps refer to [10]). We know also that the SPM of  $s$  in  $H$  can be computed in  $O(|H|)$  time [7, 10].

Using this SPM's, we describe our  $w$ -distances as follows. For each  $r \in R$ , we compute the SPM of  $r$  in  $G_r$ . Because the complexity of this SPM is  $O(|G_r|)$ , we conclude that the total expected complexity of all these SPM's is  $\mathbb{E} \left[ \sum_{r \in R} |G_r| \right] = O(n)$  by Lemma 3.3.

## 4 Inserting back the red sites

After computing  $\text{VD}(B, Q)$  recursively, we would like to start the randomized incremental construction of sites of  $R$ . But first, we should specify how do we store  $\text{VD}(B, Q)$ .

Using the SPM's, we introduce the *refined FVD* of  $B$  in  $Q$ . This refined FVD is a decomposition of  $Q$  into constant-size cells defined as follows: For each site  $b \in B$ , the Voronoi cell  $\text{Cell}_Q(b, B)$  is subdivided by the defining triangles of the SPM of  $b$  in  $Q$ . That is, we take the intersection of each defining triangle  $\triangle$  of the SPM of  $b$  and intersect it with the Voronoi cell of  $b$  to obtain a *refined triangle*. As usual, for each point in a refined triangle, the geodesic distance is measured from its apex  $a$  and added with  $D_w^P(b \rightsquigarrow a)$ . Thus, each refined triangle and its distance function can be described with  $O(1)$  space. We say that  $b$  *owns* these refined triangles. In other words, we have a way to describe the upper envelope of the  $w$ -distances of the sites in  $B$  within  $Q$  using a

collection of constant-size refined triangles.

Assume inductively that  $\text{VD}(B, Q)$  is represented as a refined FVD as described above. That is, for each site  $b$  of  $B$ , there is a collection of refined triangles owned by  $b$  which cover the entire Voronoi cell  $\text{Cell}_Q(b, B)$ . Let  $f_b : Q \rightarrow \mathbb{R}$  such that  $f_b(x) = D_w^Q(b \rightsquigarrow x)$  for each  $x \in Q$ , i.e.,  $f_b$  is the function that maps each point to its  $w$ -distance to  $b$  in  $Q$ . Note that the refined triangles of  $b$  in the refined FVD of  $\text{VD}(B, Q)$  provide a representation of this  $w$ -distance inside  $\text{Cell}_Q(b, B)$ . We say that the geodesic path  $\pi_Q(b, x)$  is the *witness path* of the value of  $f_b(x)$ .

**Observation 4.1.** *Let  $b \in B$ . Given  $x \in P$ , it holds that  $f_b(x) \leq D_w^P(b \rightsquigarrow x)$ . Moreover, if  $x \in \text{Cell}_P(b, \mathcal{S})$ , then  $f_b(x) = D_w^P(b \rightsquigarrow x)$ .*

Let  $r \in R$  and recall that  $G_r$  is the polygon associated with  $r$  defined in Section 3.1. As a preprocessing, we have computed the SPM of  $r$  within  $G_r$ . We define a function  $f_r : G_r \rightarrow \mathbb{R}$  that encodes the  $w$ -distances from  $r$  with respect to the polygon  $G_r$ , instead of  $Q$ . That is,  $f_r(x) = D_w^{G_r}(x \rightsquigarrow r)$  for each  $x \in G_r$ . In this case we say that  $\pi_{G_r}(r, x)$  is a *witness path* of the value of  $f_r(x)$ . Note that by Lemma 3.3, the functions  $f_r$  jointly cover polygon  $Q$ .

**Lemma 4.2.** *Let  $r \in R$ . Given  $x \in P$ , it holds that  $f_r(x) \leq D_w^P(r \rightsquigarrow x)$ . Moreover, if  $x \in \text{Cell}_P(r, \mathcal{S})$  and the path  $\pi_P(r, x)$  contains no point of  $\text{bCell}_P(r, \mathcal{S})$  other than its endpoints, then  $f_r(x) = D_w^P(r \rightsquigarrow x)$ .*

*Proof.* By Lemma 2.3, we know that if  $x \in \text{Cell}_P(r, \mathcal{S})$ , then  $x$  belongs to  $\text{Funnel}_P(r, \mathcal{S})$ . Moreover, since  $\text{Funnel}_P(r, \mathcal{S})$  is contained in  $G_r$ , we know that

$$f_r(x) = D_w^{G_r}(r \rightsquigarrow x) \leq D_w^{\text{Funnel}_P(r, \mathcal{S})}(r \rightsquigarrow x) = D_w^P(r \rightsquigarrow x).$$

If  $\pi_P(r, x)$  contains no point of  $\text{bCell}_P(r, \mathcal{S})$ , then we claim that  $\pi_P(r, x) = \pi_{G_r}(r, x)$ . If this claim is true, then clearly  $f_r(x) = D_w^{G_r}(r \rightsquigarrow x) = D_w^P(r \rightsquigarrow x)$  proving our result. To prove our claim, notice that path  $\pi_P(r, x)$  is contained in  $\text{Funnel}_P(r, \mathcal{S})$ . Moreover, because this path contains no point of  $\text{bCell}_P(r, \mathcal{S})$  other than its endpoints, then all reflex vertices along it must belong to the walls of  $\text{Funnel}_P(r, \mathcal{S})$ . However, all these reflex vertices are also part of  $G_r$ . Thus, since  $\text{Funnel}_P(r, \mathcal{S}) \subseteq G_r$ , we conclude that  $\pi_P(r, x) = \pi_{G_r}(r, x)$  proving our claim.  $\square$

Note that for each site of  $R$ , we have considered their  $w$ -distances inside of  $G_r$ , while for the sites in  $B$ , their  $w$ -distances are with respect to  $Q$ . Therefore, in the intermediate steps of our incremental construction, we will not have the FVD of the sites, but some Voronoi-like structure.

## 4.1 The envelope

Note that  $\text{VD}(B, Q)$  represents already the upper envelope of the functions  $f_b$  for the sites in  $B$ . We would like to complete this envelope by incrementally inserting the functions  $f_r$  for the sites in  $R$ . To deal with these upper envelopes, we introduce some definitions.

Consider the order of the sites of  $R$  according to the random permutation  $\Pi$  used to construct  $B$  and  $R$ . Let  $\mathcal{S}_0 = B$  and for each  $1 \leq i \leq |R|$ , let  $\mathcal{S}_i$  be the set consisting of  $B$  and the first  $i$  red sites according to the permutation  $\Pi$ . This is the order that we use for our randomized incremental construction. That is, on each insertion step we would like to maintain a Voronoi-like structure for the sites in  $\mathcal{S}_i$ .

Let  $s$  be a site of  $\mathcal{S}_i$ . Given a point  $x$  of  $Q$ , we say that  $x$  is  $i$ -dominated by  $s$  if  $f_s(x) \geq f_{s'}(x)$  for all  $s' \in \mathcal{S}_i$ . Notice that if a point  $x$  is  $i$ -dominated, then the witness path of  $f_s(x)$  must be defined.

**Lemma 4.3.** *Let  $s$  be a site of  $\mathcal{S}$ . Given a point  $x$  such that  $x$  is  $i$ -dominated by  $s$ , and a point  $z \in Q$  such that  $x$  lies on the witness path of  $f_s(z)$ , it holds that  $z$  is  $i$ -dominated by  $s$ .*

*Proof.* Let  $\gamma$  be the witness path of  $f_s(z)$ , and let  $\gamma(x, z)$  denote the subpath of  $\gamma$  connecting  $x$  with  $z$ . We prove the result by induction on the number of vertices of  $\gamma(x, z)$ . For the base case, if  $\gamma(x, z)$  consists of the single vertex  $x = z$ , then the results hold trivially. Let  $x, v_1, \dots, v_t, z$  be the sequence of vertices of  $\gamma(x, z)$ . By induction hypothesis, we know that  $v_t$  is  $i$ -dominated by  $s$ . It remains only to show that the last segment  $v_t z$  of this path is also  $i$ -dominated by  $s$ . To show this, let  $y$  be a point in the segment  $v_t z$ . To prove that  $y$  is also  $i$ -dominated by  $s$ , consider any site  $s' \in \mathcal{S}_i$ . Because each  $f_s$  is a  $w$ -distance function measured from  $s$  in some polygon, we know that the triangle inequality holds, and hence  $f_{s'}(v_t) + |v_t y| \geq f_{s'}(y)$ . Because  $v_t$  is  $i$ -dominated by  $s$ , we know that  $f_s(v_t) \geq f_{s'}(v_t)$  and hence, we conclude that  $f_s(y) = f_s(v_t) + |v_t y| \geq f_{s'}(v_t) + |v_t y| \geq f_{s'}(y)$ . That is, any point  $y \in v_t z$  is  $i$ -dominated by  $s$  as claimed. Therefore, by induction the entire path  $\gamma(x, z)$  is  $i$ -dominated by  $s$ .  $\square$

Let  $x$  be a point that is  $i$ -dominated by  $s$ . Extend the last segment of the witness path of  $f_s(x)$  until it touches the boundary of  $Q$  at a point  $x^*$ . We say that  $x^*$  is the  $s$ -shadow of  $x$ . A direct consequence of Lemma 4.3 is the following result.

**Corollary 4.4.** *Let  $s \in \mathcal{S}_i$ . If  $x$  is  $i$ -dominated by  $s$ , then its  $s$ -shadow is also  $i$ -dominated by  $s$  and lies on  $\partial Q$ .*

The following result is crucial to guarantee the the resulting structure after the incremental construction coincides with the desired FVD of  $\mathcal{S}$ .

**Lemma 4.5.** *For each  $0 \leq i \leq |R|$  and for each site  $s \in \mathcal{S}_i$ , each point in the Voronoi cell  $\text{Cell}_P(s, \mathcal{S})$  is  $i$ -dominated by  $s$ .*

*Proof.* Let  $b \in B$  and let  $x \in \text{Cell}_P(b, \mathcal{S})$ . Because  $f_b(x) = D_w^P(b \rightsquigarrow x)$  by Observation 4.1, and since  $D_w^P(b \rightsquigarrow x) \geq D_w^P(s \rightsquigarrow x)$  for any  $s \in \mathcal{S}_i$  by definition of Voronoi cell, we know that  $f_b(x) \geq D_w^P(s \rightsquigarrow x)$  for any  $s \in \mathcal{S}_i$ . Moreover, as  $x \in P$ , Observation 4.1 and Lemma 4.2 imply that  $D_w^P(s \rightsquigarrow x) \geq f_s(x)$ . Thus, we conclude that  $f_b(x) \geq f_s(x)$  for any  $s \in \mathcal{S}_i$ , i.e.,  $x$  is  $i$ -dominated by  $s$ . That is,  $\text{Cell}_P(b, \mathcal{S})$  is  $i$ -dominated by  $b$  for each  $b \in B$ .

We prove now an analogous result for the red sites. Let  $r \in R$ , and let  $x \in \text{Cell}_P(r, \mathcal{S})$ . We have two cases, if the path  $\pi_P(r, x)$  contains no point of  $\text{bCell}_P(r, \mathcal{S})$ , then by

Lemma 4.2 we know that  $f_r(x) = D_w^P(r \rightsquigarrow x)$  and the same argument as for the blue sites described above applies. That is, in this case  $x$  is  $i$ -dominated by  $r$ . For the other case, assume that the path  $\pi_P(r, x)$  contains a point of  $\text{bCell}_P(r, \mathcal{S})$ , and let  $y$  be the first point of  $\text{bCell}_P(r, \mathcal{S})$  in this path when going from  $r$  to  $x$ . Because the path  $\pi_P(r, y)$  contains no interior point of  $\text{bCell}_P(r, \mathcal{S})$ , Lemma 4.2 applies, and hence we conclude that  $y$  is  $i$ -dominated by  $r$ . Because  $y$  lies in the witness path  $\pi_{G_r}(r, x) = \pi_P(r, x)$  of  $f_r(x)$ , and since  $y$  is  $i$ -dominated by  $r$ , Lemma 4.3 implies that  $x$  is  $i$ -dominated by  $r$ . Therefore, regardless of the case, we know that for each  $s \in \mathcal{S}_i$ , each point in  $\text{Cell}_P(s, \mathcal{S})$  is  $i$ -dominated by  $s$ .  $\square$

## 4.2 The insertion process

Let  $r$  be the  $i$ -th site of  $R$  inserted in our randomized incremental construction. To simplify our incremental construction, instead of constructing the entire set of points that are  $i$ -dominated by  $r$ , which might contain several connected components, we focus exclusively on constructing the connected component containing  $\text{Cell}_P(r, \mathcal{S})$ . This simplifies the structure of the upper envelope, and helps us to prove a bound on its complexity.

We define the *envelope-graph* of  $\mathcal{S}_i$  recursively. For  $i = 0$ , the envelope-graph of  $\mathcal{S}_0$  is simply the Voronoi-tree of  $\text{VD}(B, Q)$ . This envelope-graph induces a decomposition of  $Q$  into  $i$ -patches. The  $i$ -patch of each site  $s \in \mathcal{S}_0$  is the connected component in this decomposition that contains  $\text{Cell}_P(s, \mathcal{S})$ .

Given the envelope-graph of  $\mathcal{S}_{i-1}$ , the envelope-graph of  $\mathcal{S}_i$  is defined as follows. We consider the set of all points of  $Q$  that are  $i$ -dominated by  $r$  and the connected components that they induce. The  $i$ -patch of  $r$  is the connected component that contains  $\text{Cell}_P(r, \mathcal{S})$  induced by these points. The envelope-graph of  $\mathcal{S}_i$  is then obtained by adding to it the boundary of the  $i$ -patch of  $r$ , and removing everything inside it. In this way, the  $(i - 1)$ -patches of the envelope graph of  $\mathcal{S}_{i-1}$  might shrink. However, Lemma 4.5 guarantees that for each site  $s \in \mathcal{S}_i$ , the Voronoi cell  $\text{Cell}_P(s, \mathcal{S})$  is  $i$ -dominated by  $s$ . Therefore,  $\text{Cell}_P(s, \mathcal{S})$  is still contained in the  $i$ -patch of  $s$ , i.e., the  $i$ -patch of  $s$  is non-empty.

**Lemma 4.6.** *The envelope-graph of  $\mathcal{S}_i$  is a tree with at most  $2|\mathcal{S}_i|$  leaves lying on the boundary of  $Q$ .*

*Proof.* We prove the result by induction  $i$ . For the base case the result holds for the Voronoi tree of  $\text{VD}(B, Q)$  which has  $|B| = |\mathcal{S}_0|$  leaves on the boundary of  $Q$ . When inserting the  $i$ -th site  $r$  of  $R$  into the envelope-graph of  $\mathcal{S}_{i-1}$ , we know that the  $i$ -patch of  $r$  is connected by construction. We claim further that the  $i$ -patch of  $r$  intersects  $\partial Q$  in a single connected component. Notice that this  $i$ -patch intersects  $\partial Q$  by Corollary 4.4. To show that this intersection consists of a single component, we assume for a contradiction that the  $i$ -patch of  $r$  intersects  $\partial Q$  in two or more connected components. Because the entire  $i$ -patch of  $r$  is contained in  $G_r$  by definition of  $f_r$ , by removing the  $i$ -patch of  $r$  from  $G_r$ , we would obtain several connected components, one of them, say  $K$ , contained in  $G_r$ . However, in this case we know that for each  $x \in K$ , the witness path of  $f_r(x)$  is defined,



and crosses the  $i$ -patch of  $r$ ; see Figure 6. That is, this witness path contains a point, say  $y$ , that is  $i$ -dominated by  $r$ . Thus, Lemma 4.3 implies that  $x$  is  $i$ -dominated by  $r$ . Because this also holds for any point on the portion of the witness path of  $f_r(x)$  connecting  $y$  with  $x$ , we conclude that  $x$  and  $y$  are connected by points that are  $i$ -dominated by  $r$ . Therefore,  $x$  must belong to the  $i$ -patch of  $r$  leading to a contradiction. Thus, we proved that the  $i$ -patch of  $r$  intersects  $\partial Q$  in a single connected component. In particular, this implies that its boundary consists of a single connected path with endpoints on  $\partial Q$ .

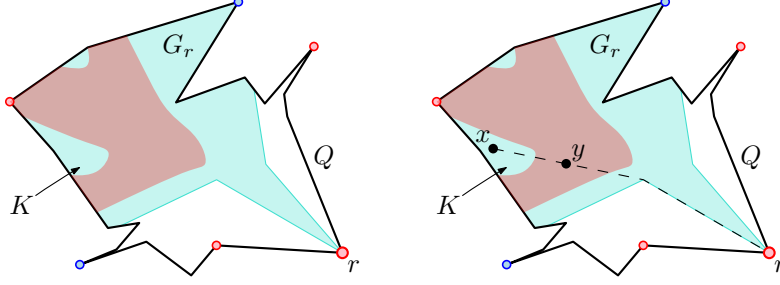


Figure 6: The proof of Lemma 4.6. The  $i$ -patch of  $r$  is denoted in red and contained in  $G_r$ . We are assuming for a contradiction that the intersection of this  $i$ -patch with  $\partial Q$  is not connected.

Note also that all  $i$ -patches are non-empty by Lemma 4.5. Moreover, Lemma 4.3 guarantees that the envelope-graph contains no bounded cycles. Therefore, each  $i$ -patch of a site of  $\mathcal{S}_i$  intersects the boundary of  $Q$ . Because the envelope-graph of  $\mathcal{S}_{i-1}$  is a tree, by adding the path bounding the  $i$ -patch of  $r$ , and removing all that this  $i$ -patch encloses from the graph, we obtain a new acyclic graph with exactly one new  $i$ -patch. That is, the envelope-graph of  $\mathcal{S}_i$  is a tree.

Because the insertion of  $r$  added at most 2 new leaves to the envelope-graph, by the induction hypothesis we get that the envelope-graph of  $\mathcal{S}_i$  has at most  $2|\mathcal{S}_{i-1}| + 2 = 2|\mathcal{S}_i|$  leaves concluding our proof.  $\square$

**Lemma 4.7.** *The  $i$ -patch of  $r$  is contained in  $G_r$  and intersects no point of the walls of  $G_r$ .*

*Proof.* Because  $f_r$  is only defined in  $G_r$ , we get trivially that the  $i$ -patch of  $r$  is contained in  $G_r$ . To prove the second part of the result, recall that the walls of  $G_r$  are defined by the paths  $\pi_P(r, u_r)$  and  $\pi_P(r, v_r)$ , where  $u_r$  and  $v_r$  lie strictly inside of the Voronoi cells of some blue sites (see Section 3.3). By Lemma 4.5, we know then that  $u_r$  and  $v_r$  lie strictly inside the  $i$ -patches of some blue sites in  $B$ . Therefore, if there was a point of the  $i$ -patch of  $r$  on any of the walls of  $G_r$ , say on  $\pi_P(r, u_r)$ , then by Lemma 4.3  $u_r$  would belong to the  $i$ -patch of  $r$ —a contradiction as  $u_r$  lies strictly inside the  $i$ -patch of a blue site.  $\square$

### 4.3 Algorithmic description

We proceed now to describe algorithmically how to carry on the incremental construction described above, and construct the envelope-graph of  $\mathcal{S}_i$ . Our algorithm starts with the refined FVD of  $\text{VD}(B, Q)$ , and on each round constructs the boundary to the  $i$ -patch of a new site of  $R$ . In addition to our envelope-graph, we maintain a set of refined triangles that cover each  $i$ -patch in the same way that they cover the Voronoi cells in the refined FVD; see Figure 7. We call this representation the *refined envelope* of  $\mathcal{S}_i$ . We assume inductively that the envelope-graph of  $\mathcal{S}_i$   $\text{VD}(B, Q)$  is stored as a refined envelope. For the base case this holds as we assume that we have at hand the refined FVD of  $\text{VD}(B, Q)$ . In addition, we assume that for each vertex  $v$  of  $Q$ , we know the site whose  $i$ -patch contains  $v$ . Moreover, we assume also that we have a pointer to the refined triangle of this  $i$ -patch that contains  $v$ .

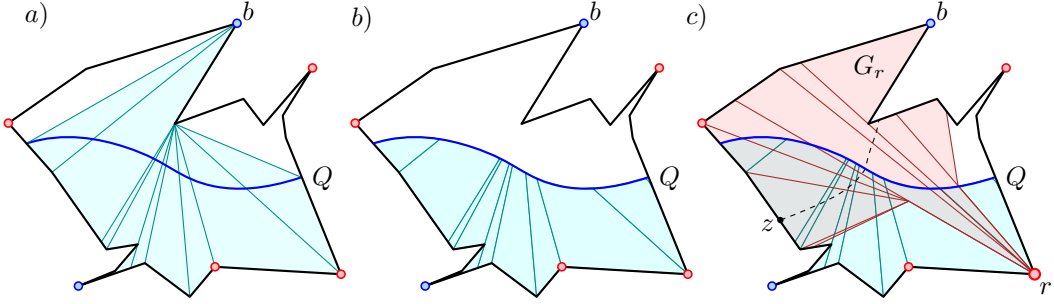


Figure 7: a) a site  $b \in B$  and the defining triangles of  $f_b$ . b) The refined triangles obtained by intersecting with the 0-patch of  $b$ . c) The insertion of the red site  $r$  and the update of the envelope.

For each  $b \in B$ , let  $\mu_b$  be the set of refined triangles that belong to  $b$ . For a site  $r \in R$ , let  $\mu_r$  denote the set of triangles used to describe  $f_r$ , i.e, the set of triangles in the SPM of  $r$  inside of  $G_r$ . Thus regardless of the case  $\mu_s$  denotes a set of triangles (and their associated distance function) owned by  $s$ .

To compute the  $i$ -patch of  $r$ , the first step is to find a point lying on its boundary. Note that by Lemma 4.5, we can easily find some points on  $\partial Q$  that lie in the  $i$ -patch of  $r$ . Namely, we can take an endpoint  $\ell$  of  $\text{bCell}_P(r, \mathcal{S})$ . Because  $\ell \in \mathcal{L}_{S,P}$ , we know that it is a vertex of  $Q$ . Thus, we know the triangle  $\Delta$  of the refined envelope of  $\mathcal{S}_{i-1}$  that contains  $\ell$ , and the site  $s \in \mathcal{S}_{i-1}$  that owns  $\Delta$ . Moreover, we also know the triangle  $\Delta'$  of  $\mu_r$  that contains  $\ell$  in the SPM of  $r$ . Let  $H$  be the intersection of  $\Delta$  and  $\Delta'$ . Because both  $f_r$  and  $f_s$  have constant description inside of  $H$ , we can compute their upper envelope in this small domain. If there is a point  $x$  in  $H \cap \partial Q$  such that  $f_r(x) = f_s(x)$ , then we have found an endpoint of the boundary of the  $i$ -patch of  $r$ . Otherwise, we know that  $H \cap \partial Q$  is entirely contained in the  $i$ -patch of  $r$ , in this case, we can move counterclockwise to a neighboring triangle. Note that the counterclockwise endpoint of  $H \cap \partial Q$  belongs to the boundary of either  $\Delta$  or  $\Delta'$ . In the former case, we move to the next refined triangle along  $\partial Q$  of the refined envelope of  $\mathcal{S}_{i-1}$ , or in the latter case to the neighboring triangle

of  $\Delta'$  in  $\mu_r$ . After moving, we can redefine  $H$  and repeat the process until finding an endpoint  $z$  of the boundary of the  $i$ -patch of  $r$ ; see Figure 7. Lemma 4.7 implies that  $z$  will be reached before reaching a point on the wall of  $G_r$ . The time needed to find  $z$  is then proportional to the number of visited triangles.

Let  $D_r$  be the number of arcs of the envelope-graph of  $\mathcal{S}_{i-1}$  that *disappear* in  $\mathcal{S}_i$ , i.e., that are completely contained in the  $i$ -patch of  $r$ . We claim that each refined triangle visited in the search for  $z$  (except for the last one) defines an arc of the envelope-graph of  $\mathcal{S}_{i-1}$  that disappears. If this claim is true, then the running time needed to find  $z$  is at most  $O(\mu_r + D_r)$ . To prove our claim, consider a refined triangle  $\Delta$  of the refined envelope of  $\mathcal{S}_{i-1}$  belonging to some site  $s \in \mathcal{S}_{i-1}$  that is visited. Then there is an arc  $a$  of this envelope-graph defined by this  $\Delta$ . Notice that by Lemma 4.3, if arc  $a$  does not disappear, then all points in  $\Delta$  that lie on  $\partial Q$  must belong to the  $i$ -patch of  $s$ . However, we know by our construction that  $f_r > f_s$  inside of  $\Delta \cap \partial Q$ —a contradiction. Thus, arc  $a$  cannot be in the envelope-graph of  $\mathcal{S}_i$  proving our claim.

Because each visited triangle of the refined envelope of  $\mathcal{S}_{i-1}$  (except maybe the last one) corresponds to an arc that disappears, we know that the total number of visited triangles during the search for  $z$  is  $O(D_r + |\mu_r|)$ . Thus, as constructing  $H$  and the upper envelope inside  $H$  takes  $O(1)$  time, the total time to find  $z$  is  $O(D_r + |\mu_r|)$ .

We proceed now in a similar way to trace the boundary of the  $i$ -patch of  $r$  inside  $Q$  starting from  $z$ . Note that by Lemma 4.7, this boundary is entirely contained in the interior of  $G_r$  (except for its endpoints). When we found  $z$ , we know the structure of the boundary of the  $i$ -patch of  $r$  inside of  $H$ . Note that inside of  $H$ , this boundary has constant description. In fact, we know that it is either a hyperbolic arc, or a straight-line segment, being the locus of points where  $f_r(x) = f_{s'}(x)$ , where  $s'$  is the site who owns the refined triangle of the refined envelope of  $\mathcal{S}_{i-1}$  defining  $H$ . Thus, we can move along this arc until it hits the boundary of  $H$ . At this point, we move either to the neighboring refined triangle in the refined envelope of  $\mathcal{S}_{i-1}$ , or the neighboring triangle in the description of  $f_r$ , depending on what boundary of  $H$  this arc hits. Proceeding in this fashion, we can reconstruct the boundary of the entire  $i$ -patch of  $r$ . Moreover, each time that we move to a neighboring refined triangle, we obtain a new arc of the boundary of the  $i$ -patch of  $r$ . Thus, the number of times we have to move corresponds to the size of the  $i$ -patch of  $r$ . Because each operation takes constant time, the total running time is linear on the *size* of the  $i$ -patch of  $r$ , i.e., the number of arcs and vertices that define its boundary.

Once we have computed the boundary of the  $i$ -patch of  $r$ , we must simply crop each triangle in the description of  $f_r$  that defines an arc bounding the  $i$ -patch of  $r$ . In this way, we obtain the refined triangles of the  $i$ -patch of  $r$ . In a similar way, we can update the visited triangles of the refined envelope of  $\mathcal{S}_{i-1}$  by removing their portion inside of the  $i$ -patch of  $r$ . Moreover, we know which arcs of the envelope-graph of  $\mathcal{S}_{i-1}$  disappear, so we can remove them and update the graph to obtain both the envelope-graph and the refined envelope of  $\mathcal{S}_i$ .

**Lemma 4.8.** *Let  $r$  be the  $i$ -th site of  $R$  inserted in our randomized incremental construction. The  $i$ -patch of  $r$  can be computed in  $O(M_r + D_r + |\mu_r|)$  time, where  $M_r$  is*

the size of the  $i$ -patch of  $r$ , and  $D_r$  is the number of arcs of the envelope-graph of  $\mathcal{S}_{i-1}$  that disappear. Moreover, the refined envelope of  $\mathcal{S}_i$  can be obtained within the same time from that of  $\mathcal{S}_{i-1}$ .

We say that the *complexity* of the envelope-graph of  $\mathcal{S}_i$  is the number of vertices and arcs defining it.

**Lemma 4.9.** *The expected complexity of the envelope-graph of  $\mathcal{S}_i$  is  $O(n)$ .*

*Proof.* Recall that for each  $b \in B$ ,  $\mu_b$  denotes the set of refined triangles that belong to  $b$ . Because  $\text{VD}(B, Q)$  is a FVD of  $B$  in  $Q$ , its Voronoi tree consists of  $O(n)$  arcs and vertices. Therefore,  $\sum_{b \in B} |\mu_b| = O(n)$ . Also, for a site  $r \in R$ ,  $\mu_r$  denotes the set of triangles used to describe  $f_r$  inside of  $G_r$ . Notice that Lemma 3.3 implies that  $\mathbb{E} [\sum_{r \in R} |\mu_r|] = O(n)$ . Thus, because  $\mathcal{S} = B \cup R$ , we know that  $\mathbb{E} [\sum_{s \in \mathcal{S}} |\mu_s|] = O(n)$ .

Let  $\Gamma_i = \bigcup_{s \in \mathcal{S}_i} \mu_s$  be the set containing all the triangles defined by the sites in  $\mathcal{S}_i$ . Thus,  $|\Gamma_i| = \sum_{s \in \mathcal{S}_i} |\mu_s|$ . Let  $Z_i$  be the complexity of the envelope-graph of  $\mathcal{S}_i$ . We claim that  $Z_i = O(|\Gamma_i|)$ . If this claim is true, then

$$\mathbb{E} [Z_i] = O(\mathbb{E} [|\Gamma_i|]) = \mathbb{E} \left[ \sum_{s \in \mathcal{S}_i} |\mu_s| \right] = O(n).$$

Thus it only remains to prove indeed that  $Z_i = O(|\Gamma_i|)$ . Because the envelope-graph is a plane graph and has  $|\mathcal{S}_i|$  leaves by Lemma 4.6, it has at most  $|\mathcal{S}_i| - 2$  vertices of degree larger than two. Thus, it remains only to account for the vertices of degree two. From the algorithmic construction described above, we know that these vertices of degree two are created when the algorithm reaches the boundary a triangle in  $\Gamma_i$  while tracing the boundary of the new  $i$ -patch. We claim each straight line edge bounding a triangle of  $\Gamma_i$  contains at most one vertex of degree two of the envelope-graph of  $\mathcal{S}_i$ . From this claim, and since  $|\mathcal{S}_i| \leq |\Gamma_i|$ , it follows that  $Z_i$  consists of  $O(|\Gamma_i|)$  vertices completing our proof. Thus, it only remains to prove this last claim.

Before jumping into the proof, we need to observe the following. Consider an arc  $a$  of the envelope-graph bounding the  $i$ -patch of some site  $s \in \mathcal{S}_i$ . If  $x$  is a point in the interior of  $a$ , then by Corollary 4.4, the open segment  $xx^*$  crosses no other arc of the envelope-graph, where  $x^*$  is the  $s$ -shadow of  $x$ .

To prove that each edge bounding a triangle of  $\Gamma_i$  contains at most one vertex of degree two, we proceed as follows. Assume for a contradiction that two vertices  $u$  and  $v$  of degree two lie on a single edge  $e$  bounding a triangle  $\Delta \in \Gamma_i$ . Assume that  $e$  is vertical and that  $\Delta$  belongs to the description of  $f_C$  for some  $r \in R$ . The case where  $\Delta$  is a refined triangle is analogous. Assume without loss of generality that  $u$  lies in  $\pi_P(s, v)$ . Note that each of  $u$  and  $v$  have two arcs of the envelope-graph incident to them. Regardless of the case, we can assume without loss of generality that two of them go to the right of  $e$ . That is, there must be a point  $x$  in the interior of one of them such that the segment  $xx^*$  intersects the other arc—a contradiction with our observation above. Therefore, each edge bounding a triangle of  $\Gamma_i$  contains at most one vertex of degree two proving our claim.  $\square$

We are now ready to provide the proof of our main results by combining the lemmas presented in this section.

**Theorem 4.10.** *The envelope-graph and refined envelope of  $\mathcal{S}_{|R|}$  can be computed in expected  $O(n)$  time. Moreover, for each  $s \in \mathcal{S}$ , the envelope-graph of  $\mathcal{S}_{|R|}$  coincides with the Voronoi tree of  $\text{VD}(\mathcal{S}, P)$ .*

*Proof.* By Lemma 4.5, the  $|R|$ -patch of each site  $s$  of  $\mathcal{S}$  contains its corresponding Voronoi cell  $\text{Cell}_P(s, \mathcal{S})$ . Because the union of these Voronoi cells covers  $P$ , we conclude that the  $|R|$ -patch of  $s$  and  $\text{Cell}_P(s, \mathcal{S})$  coincide inside  $P$  for each  $s \in \mathcal{S}$ . That is, the envelope-graph of  $\mathcal{S}_{|R|}$  coincides with the Voronoi tree of  $\text{VD}(\mathcal{S}, P)$ .

Let  $r$  be the  $i$ -th site of  $R$  inserted in our randomized incremental construction. Notice that by Lemma 4.8, the time needed to insert  $r$  is  $O(M_r + D_r + |\mu_r|)$ , where  $M_r$  is the size of the  $i$ -patch of  $r$ ,  $D_r$  is the number of arcs of the envelope-graph of  $\mathcal{S}_{i-1}$  that disappear, and  $\mu_r$  is the set of triangles defining  $f_r$ . Thus, the total running time of our incremental construction is

$$O\left(\sum_{r \in R} (M_r + D_r + |\mu_r|)\right) = O\left(\sum_{r \in R} M_r + \sum_{r \in R} D_r + \sum_{r \in R} |\mu_r|\right).$$

We claim that  $\mathbb{E}[M_r] = O(n/m)$ , where  $m = |\mathcal{S}|$ . If this claim is true, then by Lemma 3.1 and linearity of expectation,

$$\mathbb{E}\left[\sum_{r \in R} M_r\right] = O\left(\frac{|R|n}{m}\right) = O(n).$$

Moreover, we know that  $\mathbb{E}[\sum_{r \in R} |\mu_r|] = O(n)$  by Lemma 3.3 and the definition of  $\mu_r$ . Finally, since an arc can only be created once, then the total number of arcs that disappear is at most the number of arcs created, which is the number of arcs in  $\text{VD}(B, Q)$ , plus the arcs accounted in each  $M_r$ . Thus, by our previous arguments  $\mathbb{E}[\sum_{r \in R} D_r] \leq O(n) + \mathbb{E}[\sum_{r \in R} |\mu_r|] = O(n)$ . Consequently, if our claim about the expected value of  $M_r$  is true, then the expected total running time to insert  $|R| = O(m)$  sites, and compute the envelope-graph of  $\mathcal{S}_{|R|}$  is

$$O\left(\mathbb{E}\left[\sum_{r \in R} M_r + \sum_{r \in R} D_r + \sum_{r \in R} |\mu_r|\right]\right) = O(n).$$

Thus, it only remains to bound the expected size of the  $i$ -patch of  $r$ , i.e., to show that  $\mathbb{E}[M_r] = O(n/m)$ . That is, we can bound its expected size independent of  $i$ . For a site  $s \in \mathcal{S}_i$ , let  $X_s$  be an i.r.v. that is one if and only if  $s = r$  such that  $\Pr[X_s = 1] = \frac{1}{|\mathcal{S}_i|}$ . Additionally, let  $M_s$  be the *size* of the  $i$ -patch of  $s$ , i.e., the number of arcs and vertices that define its boundary. Using this notation,

$$M_r = \sum_{s \in \mathcal{S}_i} (X_s M_s), \text{ and by taking expectation, } \mathbb{E}[M_r] = \sum_{s \in \mathcal{S}_i} \mathbb{E}[X_s M_s].$$

Note that  $X_s$  and  $M_s$  are independent by definition of  $X_s$ . Thus, we get that

$$\mathbb{E}[M_r] = \sum_{s \in \mathcal{S}_i} \mathbb{E}[X_s] \mathbb{E}[M_s] = \frac{1}{|\mathcal{S}_i|} \mathbb{E} \left[ \sum_{s \in \mathcal{S}_i} M_s \right].$$

Note that  $\sum_{s \in \mathcal{S}_i} M_s$  coincides with the complexity of the envelope-graph of  $\mathcal{S}_i$ . Thus, because Lemma 4.9 implies that  $\mathbb{E}[\sum_{s \in \mathcal{S}_i} M_s] = O(n)$ , we get that  $\mathbb{E}[M_r] = O(n/|\mathcal{S}_i|)$ . Because  $\alpha m \leq |B| \leq |\mathcal{S}_i| \leq m$  by Lemma 3.1, we conclude that  $\mathbb{E}[M_r] = O(n/m)$  as claimed.  $\square$

Putting everything together, we obtain the following result.

**Theorem 4.11.** *Let  $P$  be a simple polygon and let  $\mathcal{S}$  be a set of  $m \geq 3$  weighted sites contained in  $V(P)$ . We can compute the FVD of  $\mathcal{S}$  in  $P$  in  $O(n)$  time.*

## References

- [1] H.-K. Ahn, L. Barba, P. Bose, J.-L. Carufel, M. Korman, and E. Oh. A linear-time algorithm for the geodesic center of a simple polygon. *Discrete Comput. Geom.*, 56(4):836–859, Dec. 2016. ISSN 0179-5376. doi: 10.1007/s00454-016-9796-0. URL <http://dx.doi.org/10.1007/s00454-016-9796-0>.
- [2] B. Aronov. On the geodesic Voronoi diagram of point sites in a simple polygon. *Algorithmica*, 4(1-4):109–140, 1989.
- [3] B. Aronov, S. Fortune, and G. Wilfong. The furthest-site geodesic Voronoi diagram. *Discrete & Computational Geometry*, 9(1):217–255, 1993.
- [4] T. Asano and G. Toussaint. Computing the geodesic center of a simple polygon. Technical Report SOCS-85.32, McGill University, 1985.
- [5] H.-C. Chang, J. Erickson, and C. Xu. Detecting weakly simple polygons. In *Proceedings of the twenty-sixth annual ACM-SIAM symposium on Discrete algorithms*, pages 1655–1670. SIAM, 2014.
- [6] B. Chazelle. A theorem on polygon cutting with applications. In *Proceedings of FOCS*, pages 339–349, 1982. doi: <http://dx.doi.org/10.1109/SFCS.1982.58>.
- [7] B. Chazelle. Triangulating a simple polygon in linear time. *Discrete & Computational Geometry*, 6(1):485–524, 1991.
- [8] M. De Berg, M. Van Kreveld, M. Overmars, and O. C. Schwarzkopf. Computational geometry. In *Computational geometry*, pages 1–17. Springer, 2000.
- [9] H. Edelsbrunner and E. P. Mücke. Simulation of simplicity: a technique to cope with degenerate cases in geometric algorithms. *ACM Transactions on Graphics*, 9(1):66–104, 1990.
- [10] L. Guibas, J. Hershberger, D. Leven, M. Sharir, and R. E. Tarjan. Linear-time algorithms for visibility and shortest path problems inside triangulated simple polygons. *Algorithmica*, 2(1-4):209–233, 1987.

- [11] J. Hershberger and S. Suri. Matrix searching with the shortest-path metric. *SIAM Journal on Computing*, 26(6):1612–1634, 1997.
- [12] C.-H. Liu. A nearly optimal algorithm for the geodesic voronoi diagram of points in a simple polygon. In *To appear in SoCG'18*. Schloss Dagstuhl-Leibniz-Zentrum fuer Informatik, 2018.
- [13] J. S. B. Mitchell. Geometric shortest paths and network optimization. In J.-R. Sack and J. Urrutia, editors, *Handbook of Computational Geometry*, pages 633–701. Elsevier, 2000.
- [14] E. Oh and H.-K. Ahn. Voronoi diagrams for a moderate-sized point-set in a simple polygon. In *LIPICs-Leibniz International Proceedings in Informatics*, volume 77. Schloss Dagstuhl-Leibniz-Zentrum fuer Informatik, 2017.
- [15] E. Oh, S. W. Bae, and H.-K. Ahn. Computing a geodesic two-center of points in a simple polygon. In *Latin American Symposium on Theoretical Informatics*, pages 646–658. Springer, 2016.
- [16] E. Oh, L. Barba, and H.-K. Ahn. The farthest-point geodesic voronoi diagram of points on the boundary of a simple polygon. In *LIPICs-Leibniz International Proceedings in Informatics*, volume 51. Schloss Dagstuhl-Leibniz-Zentrum fuer Informatik, 2016.
- [17] E. Papadopoulou.  $k$ -pairs non-crossing shortest paths in a simple polygon. *International Journal of Computational Geometry and Applications*, 9(6):533–552, 1999.
- [18] R. Pollack, M. Sharir, and G. Rote. Computing the geodesic center of a simple polygon. *Discrete & Computational Geometry*, 4(1):611–626, 1989.
- [19] S. Suri. Computing geodesic furthest neighbors in simple polygons. *Journal of Computer and System Sciences*, 39(2):220–235, 1989.