

IKA: Independent Kernel Approximator

Matteo Ronchetti

MATTEO@RONCHETTI.XYZ *

Abstract

This paper describes a new method for low rank kernel approximation called IKA. The main advantage of IKA is that it produces a function $\psi(x)$ defined as a linear combination of arbitrarily chosen functions. In contrast the approximation produced by Nyström method is a linear combination of kernel evaluations. The proposed method consistently outperformed Nyström method in a comparison on the STL-10 dataset. Numerical results are reproducible using source code available at <https://gitlab.com/matteo-ronchetti/IKA>

1. Introduction

Consider the problem of low rank kernel approximation which consists of approximating a kernel $K : \mathbb{R}^n \times \mathbb{R}^n \rightarrow \mathbb{R}$ with a function $\psi : \mathbb{R}^n \rightarrow \mathbb{R}^m$ such that $K(x, y) \approx \langle \psi(x), \psi(y) \rangle$. This problem arises when:

- Using a kernel method [9, 8] on a Machine Learning problem where the dataset size renders operating on the full Gram matrix practically unfeasible;
- One wants to use the map $\psi(x)$ as a feature map for the construction of a multilayer model (such as Convolutional Kernel Networks [5, 4]).

In this paper we propose a new method for low rank kernel approximation called IKA, which has the following characteristics:

- It produces a function $\psi(x) \in \text{Span}\{b_1(x), b_2(x), \dots, b_n(x)\}$ where the basis functions $b_i(x)$ can be arbitrarily chosen; the basis $b_i(x)$ is independent from the approximated kernel;
- It is conceptually similar to Nyström method [10] but in our experiments IKA produced better results (Section 4).

*. This work is part of my graduation thesis. Many thanks to professor Stefano Serra Capizzano.

2. Preliminaries

Let $\{x_1, x_2, \dots, x_N\}$ with $x_i \in \mathbb{R}^d$ be a dataset sampled i.i.d from an unknown distribution with density $p(x)$. This density defines an inner product between real valued functions in \mathbb{R}^d

$$\langle f, g \rangle \stackrel{\text{def}}{=} \int_{\mathbb{R}^d} f(x)g(x)p(x)dx \quad \|f\| \stackrel{\text{def}}{=} \sqrt{\langle f, f \rangle}.$$

Therefore $p(x)$ defines an Hilbert space $\mathcal{H} = (\{f : \mathbb{R}^d \rightarrow \mathbb{R} \mid \|f\| < \infty\}, \langle \cdot, \cdot \rangle)$.

2.1 Kernel as a Linear Operator

A symmetric positive (semi)definite kernel K defines a self-adjoint linear operator over the Hilbert space \mathcal{H}

$$Kf(x) \stackrel{\text{def}}{=} \int_{\mathbb{R}^d} K(x, y)f(y)p(y)dy.$$

The eigenfunctions of K satisfies the following properties

$$(K\phi_i)(x) \stackrel{\text{def}}{=} \int k(x, y)\phi_i(y)p(y)dy = \lambda_i\phi_i(x), \tag{1}$$

$$\langle \phi_i, \phi_j \rangle \stackrel{\text{def}}{=} \int \phi_j(x)\phi_i(x)p(x)dx = \delta_{ij}. \tag{2}$$

Because the kernel is symmetric positive (semi)definite its eigenvalues are real and positive. By convention we consider the eigenvalues as sorted in decreasing order $\lambda_1 \geq \lambda_2 \geq \dots \geq 0$.

2.2 Low Rank Kernel Approximation

The goal of low rank kernel approximation is to find a function $\psi : \mathbb{R}^d \rightarrow \mathbb{R}^m$ such that the kernel can be approximated with a finite dimensional dot product

$$K(x, y) \approx \langle \psi(x), \psi(y) \rangle.$$

A natural way to quantify the approximation error is to take the expected value of the point-wise squared error:

$$\begin{aligned} E &\stackrel{\text{def}}{=} \mathbb{E}[(K(x, y) - \langle \psi(x), \psi(y) \rangle)^2] \\ &= \int_{\mathbb{R}^d} \int_{\mathbb{R}^d} (K(x, y) - \langle \psi(x), \psi(y) \rangle)^2 p(x, y) dx dy \\ &= \int_{\mathbb{R}^d} \int_{\mathbb{R}^d} (K(x, y) - \langle \psi(x), \psi(y) \rangle)^2 p(x)p(y) dx dy. \end{aligned}$$

Bengio, Vincent and Paiement have proved in [2] that

$$\psi(x) = \left(\sqrt{\lambda_1}\phi_1(x), \sqrt{\lambda_2}\phi_2(x), \dots, \sqrt{\lambda_m}\phi_m(x) \right)$$

minimizes the error E . This motivates the use of the leading eigenfunctions for approximating a kernel.

3. Proposed Method

The main idea behind IKA is to project the leading eigenfunctions of the kernel on an “approximation space” \mathcal{F} . Then, by obtaining an explicit formulation of the Rayleigh quotient over the space \mathcal{F} , it is possible to find the projections of the leading eigenfunctions by solving a generalized eigenvalue problem.

3.1 Derivation of the Method

Let $\mathcal{F} = \text{Span}\{b_1(x), b_2(x), \dots, b_n(x)\}$, where $b_i(x)$ are chosen to be linearly independent, be the “approximation space”. Given a function $f \in \mathcal{F}$ we identify with \vec{f} the only set of weights such that:

$$f(x) = \sum_{i=1}^n \vec{f}_i b_i(x).$$

We prove (in appendix A) that:

$$\langle f, g \rangle = \sum_{i,j=1}^n \vec{f}_i P_{ij} \vec{g}_j \stackrel{\text{def}}{=} \langle \vec{f}, \vec{g} \rangle_P, \quad (3)$$

$$\langle Kf, f \rangle = \sum_{i,j=1}^n \vec{f}_i M_{ij} \vec{f}_j \stackrel{\text{def}}{=} \langle \vec{f}, \vec{f} \rangle_M \quad (4)$$

where

$$P_{ij} \stackrel{\text{def}}{=} \int_{\mathbb{R}^d} b_i(x) b_j(x) p(x) dx,$$

$$M_{ij} \stackrel{\text{def}}{=} \int_{\mathbb{R}^d} \int_{\mathbb{R}^d} K(x, y) b_i(x) b_j(y) p(x) p(y) dy dx.$$

Given these results it is possible to write an explicit formulation of the Rayleigh quotient

$$R(f) \stackrel{\text{def}}{=} \frac{\langle Kf, f \rangle}{\langle f, f \rangle} = \frac{\langle \vec{f}, \vec{f} \rangle_M}{\langle \vec{f}, \vec{f} \rangle_P},$$

where $M, P \in \mathbb{M}_n(\mathbb{R})$, P is symmetric positive definite and M is symmetric positive (semi)definite. As a consequence the leading eigenfunctions can be approximated by solving the following generalized eigenproblem

$$M \vec{f} = \lambda P \vec{f} \quad (5)$$

which can be solved by many existing methods (see [7] and references therein).

3.2 Numerical Approximation of P and M

It is possible to approximate the matrices P and M with \tilde{P} and \tilde{M} by approximating the unknown density $p(x)$ with the empirical data density. Let $B \in \mathbb{R}^{N \times n}$ be a matrix with

elements $B_{hi} = b_i(x_h)$ and assume it to have full rank. This assumption is reasonable because the functions b_i are linearly independent therefore it is always possible to satisfy this assumption by providing enough sample points.

$$\begin{aligned}
 P_{ij} &\approx \frac{1}{N} \sum_{h=1}^N b_i(x_h) b_j(x_h) & P &\approx \frac{B^T B}{N} \stackrel{\text{def}}{=} \tilde{P}, \\
 M_{ij} &\approx \frac{1}{N^2} \sum_{h,k=1}^N K(x_h, x_k) b_i(x_h) b_j(x_k) & M &\approx \frac{B^T G B}{N^2} \stackrel{\text{def}}{=} \tilde{M}.
 \end{aligned}$$

Because the Gram matrix G is symmetric positive (semi)definite and the matrix B has full rank, \tilde{P} is symmetric positive definite and \tilde{M} is symmetric positive (semi)definite. Therefore the leading eigenfunctions of the kernel K can be approximated by solving the eigenproblem:

$$\tilde{M} \vec{f} = \lambda \tilde{P} \vec{f}.$$

3.3 Implementation of the Proposed Method

When dealing with large datasets computing the full Gram matrix $G \in \mathbb{M}_N(\mathbb{R})$ can be unfeasible. Therefore to compute \tilde{P} and \tilde{M} we randomly sample S points from the dataset.

Algorithm 1: IKA

input : A positive (semi)definite kernel $K(x, y)$, a set of sampling points $\{y_i\}_{i=1}^S$ drawn randomly from the dataset and a set of basis functions $\{b_i(x)\}_{i=1}^n$

output: A function $\psi(x)$ such that $K(x, y) \approx \langle \psi(x), \psi(y) \rangle$

compute the Gram matrix G by setting $G_{i,j} = K(y_i, y_j)$;

compute the matrix B by setting $B_{ij} = b_j(y_i)$;

$\tilde{P} \leftarrow \frac{B^T B}{S}$;

$\tilde{M} \leftarrow \frac{B^T G B}{S^2}$;

$(\lambda_1, \lambda_2, \dots, \lambda_n), (v^{(1)}, v^{(2)}, \dots, v^{(n)}) \leftarrow \text{solve_eigenproblem}(\tilde{M}, \tilde{P})$;

return $\psi(x) = \left(\sqrt{\lambda_i} \sum_{j=1}^n v_j^{(i)} b_j(x) \right)_{i=1}^n$

Because the sample size S should be chosen to be $\gg n$, the numerical complexity of IKA is dominated by the operations on the matrix G . With a fixed number of filters n IKA has numerical complexity of $O(S^2)$.

4. Results

We compare IKA against the Nyström method [10] on the task of approximating the Gaussian kernel $K(x, y) = \exp\left(-\frac{\|x-y\|^2}{2\sigma^2}\right)$ on a set of random patches sampled from the STL-10

dataset [3]. The parameter σ^2 is chosen to be the 10 percentile of $\|x - y\|^2$ as in [5]. All the source code used to produce the results presented in this section and the full results of the experiments are available at <https://gitlab.com/matteo-ronchetti/IKA>.

4.1 Preprocessing

1. Each image \tilde{I} is normalized using Global Contrast Normalization:

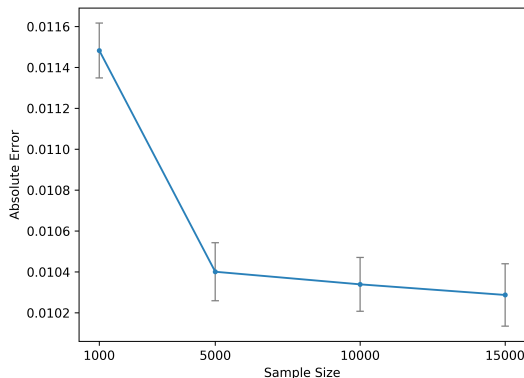
$$I = \frac{\tilde{I} - \text{mean}(\tilde{I})}{\sqrt{\text{var}(\tilde{I}) + 10}};$$

2. 1'000'000 7×7 patches are sampled at random locations from the images;
3. PCA whitening is applied on the patches;
4. Each patch is normalized to unit length.

For IKA we separate the training and testing data with an 80/20 split.

4.2 Effect of Sample Size

We measure the effect of the sample size S on the approximation error while using $n = 128$ filters.

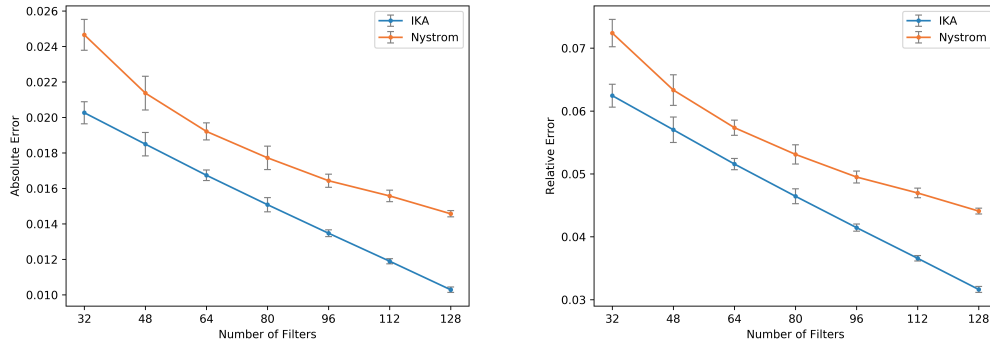


As expected the use of a bigger sample size is beneficial. Notice that between 1'000 and 5'000 the error reduction is $\approx 9.4\%$ with approximately 25 times more operations. In contrast between 1'000 and 15'000 the error reduction is $\approx 10.4\%$ with approximately 225 times more operations.

4.3 Comparison with the Nyström Method

4.3.1 RANDOM FILTERS

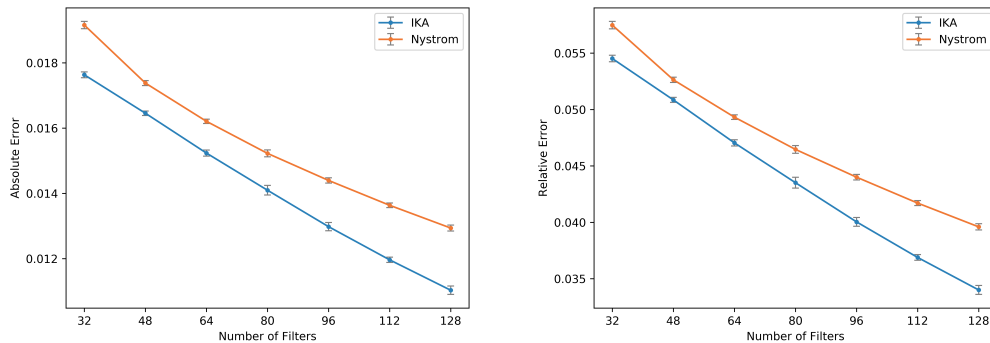
We compare IKA against the Nyström method. For IKA we use the best performing sample size ($S = 15000$), filters are chosen randomly between the sampled patches.



The proposed method consistently outperforms the Nyström method with mean reduction of absolute error of $\approx 18.6\%$.

4.3.2 K-MEANS FILTERS

It has been shown [11] that choosing filters with k-means is beneficial for the accuracy of Nyström method. Therefore we compare the methods using filters produced by mini-batch k-means and normalized to unit length.

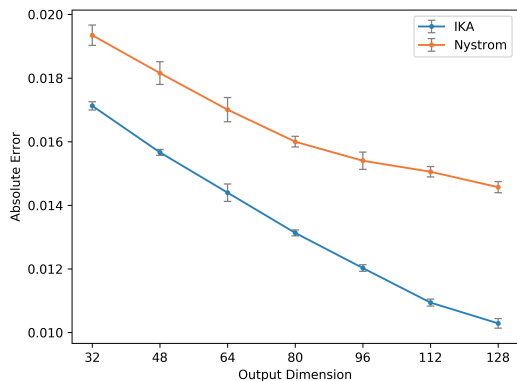


The proposed method outperforms the Nyström method with mean reduction of absolute error of $\approx 9.1\%$. The use of kmeans filters is more beneficial for Nyström method than IKA. Our intuition is that the the Nyström method benefits from this choice of sampling

points because they carry more information about the unknown density $p(x)$. In contrast IKA, which draws a bigger sample from $p(x)$, is less affected by this benefit.

4.3.3 EFFECT OF NUMBER OF EIGENFUNCTIONS

In many practical applications it can be useful to fix the number of filters n and only compute the first $m < n$ eigenfunctions. Therefore we fix the number of filters to $n = 128$ and observe the effect of m on the approximation error.



5. Related Work

Related kernel approximation techniques include:

- Techniques that exploit low-rank approximations of the kernel matrix such as Nyström method [10, 11];
- Random Fourier features techniques for shift-invariant kernels [6];
- Approximation through linear expansion of the Gaussian kernel [5].

See also [1] about eigenvalue distribution of kernel operators.

6. Conclusions

We have proposed IKA, a new method for low rank kernel approximation. The key results described in this paper are:

- IKA produces a function $\psi(x) \in \text{Span}\{b_1(x), b_2(x), \dots, b_n(x)\}$ where the basis functions $b_i(x)$ can be arbitrarily chosen;
- IKA outperformed the Nyström method on a real world dataset, both when using random filters and filters chosen by kmeans.

The current work opens some future perspectives:

- Study the use of different sets of basis functions. In particular using ReLu or Sigmoid activation functions;
- Design an algorithm that produces a good set of filters for IKA;
- Study the performances of the proposed method on classification tasks (including multi-layer architectures).

References

- [1] A.S. Al-Fhaid, S. Serra-Capizzano, D. Sesana, and M.Z. Ullah. “Singular-value (and eigenvalue) distribution and Krylov preconditioning of sequences of sampling matrices approximating integral operators”. In: *Numerical Linear Algebra with Applications* 21.6 (2014), pp. 722–743.
- [2] Y. Bengio, P. Vincent, and J.F. Paiement. “Spectral Clustering and Kernel PCA are Learning Eigenfunctions”. In: *CIRANO, CIRANO Working Papers* (Jan. 2003).
- [3] Adam Coates, Andrew Ng, and Honglak Lee. “An Analysis of Single-Layer Networks in Unsupervised Feature Learning”. In: *AISTATS*. Vol. 15. Proceedings of Machine Learning Research. Fort Lauderdale, FL, USA: PMLR, 2011. URL: <http://proceedings.mlr.press/v15/coates11a.html>.
- [4] J. Mairal. “End-to-End Kernel Learning with Supervised Convolutional Kernel Networks”. In: *Advances in Neural Information Processing Systems 29*. Ed. by D. D. Lee, M. Sugiyama, U. V. Luxburg, I. Guyon, and R. Garnett. Curran Associates, Inc., 2016, pp. 1399–1407. URL: <http://papers.nips.cc/paper/6184-end-to-end-kernel-learning-with-supervised-convolutional-kernel-networks.pdf>.
- [5] J. Mairal, P. Koniusz, Z. Harchaoui, and C. Schmid. “Convolutional Kernel Networks”. In: *Advances in Neural Information Processing Systems 27*. Ed. by Z. Ghahramani, M. Welling, C. Cortes, N. D. Lawrence, and K. Q. Weinberger. Curran Associates, Inc., 2014, pp. 2627–2635. URL: <http://papers.nips.cc/paper/5348-convolutional-kernel-networks.pdf>.
- [6] A. Rahimi and B. Recht. “Random Features for Large-Scale Kernel Machines”. In: *Advances in Neural Information Processing Systems 20*. Ed. by J. C. Platt, D. Koller, Y. Singer, and S. T. Roweis. Curran Associates, Inc., 2008, pp. 1177–1184. URL: <http://papers.nips.cc/paper/3182-random-features-for-large-scale-kernel-machines.pdf>.
- [7] Yousef Saad. *Numerical Methods for Large Eigenvalue Problems*. Manchester, UK: Manchester University Press, 1992.
- [8] B. Schölkopf and A. J. Smola. *Learning with kernels: support vector machines, regularization, optimization, and beyond*. MIT press, 2002.
- [9] J. Shawe-Taylor and N. Cristianini. *Kernel Methods for Pattern Analysis*. New York, NY, USA: Cambridge University Press, 2004. ISBN: 0521813972.
- [10] C. Williams and M. Seeger. “Using the Nyström Method to Speed Up Kernel Machines”. In: (2001). Ed. by T. K. Leen, T. G. Dietterich, and V. Tresp, pp. 682–688. URL: <http://papers.nips.cc/paper/1866-using-the-nystrom-method-to-speed-up-kernel-machines.pdf>.
- [11] K. Zhang, I. Tsang, and J. Kwok. “Improved Nyström Low-rank Approximation and Error Analysis”. In: *Proceedings of the 25th International Conference on Machine Learning*. ICML ’08. Helsinki, Finland, 2008, pp. 1232–1239. ISBN: 978-1-60558-205-4.

Appendix A

Proposition 1 *The dot product (in \mathcal{H}) between two functions of \mathcal{F} can be expressed as*

$$\langle f, g \rangle = \sum_{i,j=1}^n \vec{f}_i P_{ij} \vec{g}_j$$

where the matrix $P \in \mathbb{M}_k(\mathbb{R})$ is symmetric positive definite

Proof

$$\begin{aligned} \langle f, g \rangle &\stackrel{\text{def}}{=} \int_{\mathbb{R}^d} f(x)g(x)p(x)dx \\ &= \int_{\mathbb{R}^d} \left(\sum_{i=1}^n b_i(x) \vec{f}_i \right) \left(\sum_{j=1}^n b_j(x) \vec{g}_j \right) p(x)dx \\ &= \sum_{i,j=1}^n \vec{f}_i \vec{g}_j \underbrace{\int_{\mathbb{R}^d} b_i(x)b_j(x)p(x)dx}_{=P_{i,j}} \\ &= \sum_{i,j=1}^n \vec{f}_i P_{i,j} \vec{g}_j \\ &\stackrel{\text{def}}{=} \langle \vec{f}, \vec{g} \rangle_P. \end{aligned}$$

We proceed to prove that the matrix $P \in \mathbb{M}_n(\mathbb{R})$ with $P_{ij} = \langle b_i, b_j \rangle$ is symmetric positive definite. From the definition is clear that P is symmetric. Furthermore:

$$\forall f \neq 0 \quad \langle \vec{f}, \vec{f} \rangle_P = \langle f, f \rangle \stackrel{\text{def}}{=} \int_{\mathbb{R}^d} f^2(x)p(x)dx > 0.$$

■

Proposition 2 *The dot product (in \mathcal{H}) between $f \in \mathcal{F}$ and Kf can be expressed as*

$$\langle Kf, f \rangle = \sum_{i,j=1}^n \vec{f}_i M_{ij} \vec{f}_j$$

Proof The definition of Kf can be expanded:

$$\begin{aligned} Kf(x) &\stackrel{\text{def}}{=} \int_{\mathbb{R}^d} K(x, y)f(y)p(y)dy \\ &= \sum_{i=1}^n \vec{f}_i \int_{\mathbb{R}^d} K(x, y)b_i(y)p(y)dy. \end{aligned}$$

Using this result together with the definition of dot product in \mathcal{F} it is possible to obtain an explicit formulation for $\langle Kf, f \rangle$:

$$\begin{aligned}
 \langle Kf, f \rangle &\stackrel{\text{def}}{=} \int_{\mathbb{R}^d} Kf(x)f(x)p(x)dx \\
 &= \sum_{i=1}^n \vec{f}_i \int_{\mathbb{R}^d} Kf(x)b_i(x)p(x)dx \\
 &= \sum_{i=1}^n \sum_{j=1}^n \vec{f}_i \vec{f}_j \underbrace{\int_{\mathbb{R}^d} \int_{\mathbb{R}^d} K(x,y)b_i(x)b_j(y)p(x)p(y)dydx}_{=M_{ij}} \\
 &= \langle \vec{f}, \vec{f} \rangle_M.
 \end{aligned}$$

■