

# Robust estimations for the tail index of Weibull-type distribution\*

Chengping Gong<sup>†</sup>, Chengxiu Ling<sup>‡</sup>

## Abstract

Based on suitable left-truncated and censored transformation of the underlying risks, two classes of  $M$ -estimations of Weibull tail coefficient are proposed. These estimations are highly flexible and less sensitive to extreme contaminations with two flexible thresholds bounding the psi-function. Asymptotic normality with  $\sqrt{n}$ -rate of convergence is obtained at the cost of bounded asymptotic bias. The choice of flexible threshold is discussed with the asymptotic relative efficiency and influence function taken into considerations. A small scale of simulations show the robustness and stability of these estimations even for small samples.

**Keywords:** Robust, Weibull tail coefficient, influence function, asymptotic relative efficiency

**JEL Classification:** C13, G10, G31

**Mathematics Subject Classification (2010):** 60G70, 62G32, 91B28

arXiv:1809.01317v1 [math.ST] 5 Sep 2018

---

\*Financial support from the National Natural Science Foundation of China grant (11604375), and Chinese Government Scholarship (201708505031), are gratefully acknowledged.

<sup>†</sup>School of Mathematics and Statistics, Southwest University, 400715 Chongqing, China. E-Mail: chengping.gong@foxmail.com

<sup>‡</sup>School of Mathematics and Statistics, Southwest University, 400715 Chongqing, China and Department of Actuarial Science, University of Lausanne, Chamberonne 1015 Lausanne, Switzerland, E-Mail: chengxiu.ling@unil.ch

# 1 Introduction

Estimation of tail quantities plays an important role in extreme value statistics. One challenging problem is to select extreme upper sample fraction to balance the asymptotic variance and bias. Meanwhile, this requires a large and ideal sample from the underlying distribution. Indeed, in practical data analysis, it is not unusual to encounter outliers or mis-specifications of the underlying model which may have a considerable impact on the estimation results. A typical treatment is then required for instance by down-weighting its influence on the estimation in various standards, see e.g., Basu et al. (1998); Beran and Schell (2012); Goegebeur et al. (2015); Vandewalle et al. (2007, 2004).

This paper focus on the robust Weibull-type estimations. Specifically, let  $X_1, \dots, X_n$  be an independent and identically distributed sequence from parent  $X \sim F(x)$  such that

$$1 - F(x) = \exp(-x^\alpha \ell(x)) \quad \text{for large } x, \quad (1.1)$$

where the parameter  $\alpha > 0$  is the so-called Weibull-tail coefficient (WTC) in the context. Here  $\ell(x)$  is a slowly varying function at infinity, i.e. (cf. Bingham et al. (1987)),

$$\lim_{t \rightarrow \infty} \ell(tx)/\ell(x) = 1, \quad x > 0.$$

Prominent instances of Weibull-type distributions  $F$ , specified in (1.1), are Gaussian ( $\alpha = 2$ ), gamma, Logistic and Exponential ( $\alpha = 1$ ) and Extended Weibull (any  $\alpha > 0$ ) distributions (cf. Gardes and Girard (2008)). Such distributions, forming an important subgroup of light-tailed distributions, are of great use in hydrology, meteorology, environmental and actuarial science, to name but a few (see e.g., Beirlant and Teugels (1992)). Meanwhile, the WTC governs the tail behavior of  $F$ , with larger values indicating faster tail decay. Dedicated estimation methods of WTC have been proposed based on an asymptotically vanishing sample fraction of high quantiles only, which asymptotically normality is achieved under certain second-order condition specifying the rate of convergence of  $\ell(tx)/\ell(t)$  to 1, see e.g., Gardes and Girard (2008); Girard (2004); Goegebeur et al. (2010). However, in practical fields such as life insurance, medicine, one often faces up with a relative-large data-set, or part data-sets with certain deviations in the slowly varying function  $\ell(\cdot)$  (where  $1 - F(x) = \exp(-x^\alpha \ell(x))$ ) which occur in the left part of the distributions. To the best of our knowledge, it is new to investigate the robust Weibull tail estimations when only a small sample is available.

Inspired by the theory of robust inference in Huber (1964), we propose two new classes of robust estimations of WTC. The crucial step, as shown in Beran and Schell (2012), is to establish some  $\psi$ -functions on the basis of the score function so that it can reduce the influence of outliers or extreme value quantiles. In particular, we consider

$$X \sim F_W(x; \alpha) = 1 - \exp\{-c_0 x^\alpha\}, \quad x > 0, \alpha > 0 \quad (1.2)$$

with some positive constant  $c_0$ . We have

$$h(x^\alpha) := (c_0 x^\alpha - 1) \ln x^\alpha - 1, \quad x > 0 \quad (1.3)$$

is proportional to the score function of  $X$ . Different from the Pareto case in Beran and Schell (2012), to directly bound  $h$  function from above and below can not reduce the influence of extreme quantiles due to the lack of monotonicity. Note that in risk management, most interest lies principally in the extreme large risks, and thus the right tail index for instance the WTC for Weibull-type distributions might be well estimated even without partial data located in the lower side. This corresponds exactly to the tailored  $h$  function below:

**Lemma 1.1.** (a) Let  $F_W(x; \alpha)$  and  $h(x^\alpha)$  be given by (1.2) and (1.3), respectively. If there is a constant  $d_0 > 0$  such that  $\alpha \geq d_0$ , then

$$h^*(x^\alpha) = h(x^\alpha), \quad x \in [x_0, \infty), \quad x_0 := \left( \arg \min_{t \geq 1} h(t) \right)^{1/d_0}$$

is strictly increasing.

(b) Consider  $\tilde{h}(t) = h(t), t \geq 1$ . We have

$$\tilde{h}^{\leftarrow}(y) = \inf\{t \geq 1 : \tilde{h}(t) \geq y\}, \quad y \in [-1, \infty)$$

is strictly increasing.

We see from Lemma 1.1 that both  $h^*$  and  $\tilde{h}$  are  $h$  itself restricted in some sub-domain region or some value interval. Therefore, using alternatively the generic samples  $\tilde{X}_i$ 's and  $X_i^*$ 's from  $\tilde{X} := X|\{X \geq 1\} \sim \tilde{F}$  and  $X^* := \max(X, x_0) \sim F^*$ , respectively, we propose accordingly two classes of  $M$ -estimations  $\tilde{T}_n$  and  $T_n^*$  as below.

**Definition 1.1.** Consider the Weibull distribution  $F_W(x; \alpha)$  given by (1.2). Define the psi-function  $\tilde{\psi}$  as

$$\begin{aligned} \tilde{\psi}_{v,u}(y; \alpha) &= [\tilde{h}(y^\alpha)]_v^u - \int_1^\infty [\tilde{h}(z^\alpha)]_v^u d\tilde{F}_W(z; \alpha) \\ &= [\tilde{h}(y^\alpha)]_v^u - \left[ v + \int_v^u \exp\{-c_0[\tilde{h}^{\leftarrow}(z) - 1]\} dz \right], \quad -1 \leq v < u < \infty, \end{aligned} \quad (1.4)$$

where  $[y]_v^u = \min(\max(y, v), u)$ . Then the functional  $\tilde{T}(F)$  as the solution of the equation

$$\tilde{\lambda}_F(t) = \int_1^\infty \tilde{\psi}_{v,u}(y; t) d\tilde{F}(y) = 0, \quad F \in \mathfrak{S},$$

is called huberized tail index  $M$ -functional corresponding to  $\tilde{\psi}$ . Here  $\mathfrak{S}$  is a set of distributions with support in  $(0, \infty)$ . The corresponding  $M$ -estimator  $\tilde{T}_n = \tilde{T}_n^{(v,u)}(F_n)$ , defined by the solution of the equation

$$\tilde{\lambda}_{F_n}(t) = \sum_{j=1}^m \tilde{\psi}_{v,u}(\tilde{X}_j; t) = 0, \quad m = \#\{1 \leq i \leq n : X_i \geq 1\}$$

is the huberized  $M$ -estimator of  $\alpha$ , the so-called Weibull tail coefficient.

Alternatively, we define  $\psi^*$  based on  $h^*$  to give another  $M$ -functional  $T^*(F)$  and thus an  $M$ -estimate  $T_n^*$  by use of the censored sample  $X_i^*$ 's.

**Definition 1.2.** Consider the Weibull distribution  $F_W(x; \alpha)$  given by (1.2). Suppose  $\alpha \in [d_0, d_1]$  for some given  $d_0 \leq d_1$ , and thus set  $v_0 := h(x_0^{d_1})$  with  $x_0 := (\arg \min_{t \geq 1} h(t))^{1/d_0}$ . Define the psi-function  $\psi^*$  as

$$\begin{aligned} \psi_{v,u}^*(y; \alpha) &= [h^*(y^\alpha)]_v^u - \int_{x_0}^\infty [h^*(z^\alpha)]_v^u dF_W^*(z; \alpha) \\ &= [h^*(y^\alpha)]_v^u - \left[ v + \int_v^u \exp\{-c_0(h^*)^{\leftarrow}(z)\} dz \right], \quad v_0 \leq v < u < \infty. \end{aligned} \quad (1.5)$$

Then the functional  $T^*(F), F \in \mathfrak{S}$  (a set of distributions with support in  $(0, \infty)$ ), the solution of the equation

$$\lambda_F^*(t) = \int_{x_0}^\infty \psi_{v,u}^*(y; t) dF^*(y) = 0,$$

is called huberized tail index  $M$ -functional corresponding to  $\psi^*$ . The corresponding  $M$ -estimator  $T_n^* = T_n^{*(v,u)}(F_n)$ , defined by the solution of the equation

$$\lambda_{F_n}^*(t) = \sum_{i=1}^n \psi_{v,u}^*(X_i^*; t) = 0,$$

is the huberized  $M$ -estimator of the Weibull tail coefficient  $\alpha$ .

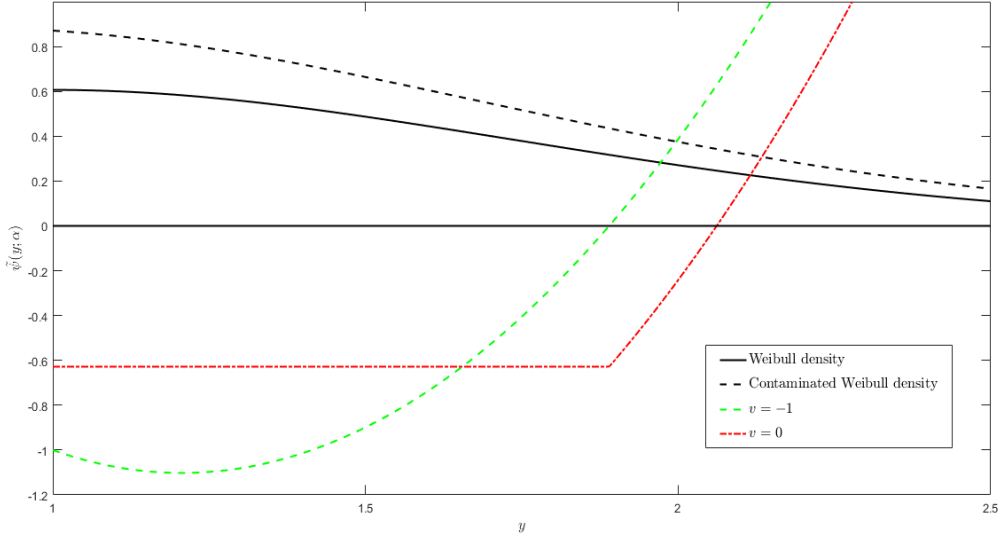


Figure 1: psi-function  $\tilde{\psi}$ -function for the huberized  $M$ -estimators  $\tilde{T}_n^{(v, \infty)}$ . Here the truncated density functions are generated from the Weibull  $F_W(x; \alpha)$  (left) and contaminated Weibull  $F_\epsilon(x) = (1 - \epsilon)F_W(x; \alpha) + \epsilon\Gamma(x; \lambda, \beta)$  (right) with  $\alpha = 2, c_0 = 0.5, \epsilon = 0.3, \lambda = 1, \beta = 1$ .

We remark that (1.4) and (1.5) holds since

$$\tilde{F}_W(x; \alpha) = 1 - \exp\{-c_0[x^\alpha - 1]\}, \quad x \geq 1; \quad F_W^*(x; \alpha) = \begin{cases} 1 - \exp\{-c_0x^\alpha\}, & x > x_0, \\ 0, & x \leq x_0. \end{cases}$$

Figure 1 illustrates the lower huberization by comparing the score function  $\tilde{\psi}_{-1, \infty}(y; \alpha)$  of  $\tilde{F}_W$  with  $\tilde{\psi}_{v, \infty}(y; \alpha)$ . We see that the Weibull-Gamma contamination density has almost the same shape as that of the ideal Weibull one in the right-tail, and therefore lower-huberized psi-function  $\tilde{\psi}_{v, \infty}(y; \alpha)$  is beneficial to restrict the influence of all observations below  $y_0 = (\tilde{h}^{\leftarrow}(v))^{1/\alpha}$  instead of removing them completely. On the other hand, for all  $y > y_0$ , the  $\tilde{\psi}_{v, \infty}(y; \alpha)$  is shifted downwards for the consistency purpose. One may similarly analyse the  $\psi^*$ -function. The difference between the two psi-functions is that  $h^*$  function is not the score function of  $F_W^*$  where we use the censored risk at point  $x_0$ , and the huberized bound  $v \geq v_0$  is needed in order to maintain the consistency under the Weibull model.

This paper principally investigates the asymptotic behavior of the proposed new classes of  $M$ -estimations of Weibull tail coefficient. Details are as follows.

In Section 2, Theorems 2.1 and 2.2 consider Weibull distributions, and give the asymptotic normality of the  $M$ -estimations  $\tilde{T}_n$  and  $T_n^*$  under very mild conditions. We see that the  $\sqrt{n}$ -rate of convergence is rather faster than that of most classical Weibull tail estimation, see for instance Theorem 2 in Girard (2004) for the Hill-type estimation  $\hat{\alpha}_n$ . On the other hand, when the underlying risk deviates slightly from the Weibull laws, as considered in Theorems 2.3 and 2.4, the proposed estimations might have a bounded asymptotic bias.

In Section 3, using the asymptotically relative efficiency (AEFF) and its influence function, we discuss the robustness (Theorem 3.1) and bias of the  $M$ -estimations via the flexible thresholds  $v$  and  $u$ . In risk management, these results are useful in the trade-off between the robustness and consistency.

In Section 4, a small scale of Monte Carlo simulations is carried out for small samples. We see that the  $M$ -estimations perform very well, in comparisons with the classical maximum-likelihood and Hill-type estimations of the Weibull tail coefficient.

The rest of the paper is organized as follows. Main results are given in Section 2 followed with a section dedicated to the robust analysis. Section 4 contains a small scale of Monte Carlo simulations. All proofs of the results are postulated to Section 5.

## 2 Asymptotic results

Throughout this section, we write  $\xrightarrow{p}$  and  $\xrightarrow{d}$  for the convergence in probability and in distribution, respectively. All the limits are taken as  $n \rightarrow \infty$  unless otherwise stated.

**Theorem 2.1.** *Let  $X_1, \dots, X_n$  be a random sample from parent  $X \sim F_W(x; \alpha_0) = 1 - \exp\{-c_0 x^{\alpha_0}\}$ ,  $x > 0$ .*

*Denote by  $\tilde{X}_i \sim \tilde{X} := X|\{X \geq 1\}$ ,  $1 \leq i \leq n$ , and  $\tilde{T}_n = \tilde{T}_n^{(v,u)}$ ,  $-1 \leq v < u \leq \infty$ , the solution of*

$$\tilde{\lambda}_{(F_W)_n}(t) = \sum_{i=1}^m \tilde{\psi}_{v,u}(\tilde{X}_i; t) = 0, \quad m = \#\{1 \leq i \leq n : X_i \geq 1\}.$$

*Then  $\tilde{T}_n \xrightarrow{p} \alpha_0$  and*

$$\sqrt{n}(\tilde{T}_n - \alpha_0) \xrightarrow{d} N(0, \tilde{\sigma}_{v,u,\alpha_0;F_W}^2), \quad (2.1)$$

*where, with  $\tilde{\mu} = v + \int_v^u \exp\{-c_0[\tilde{h}^{\leftarrow}(z) - 1]\} dz$*

$$\tilde{\sigma}_{v,u,\alpha_0;F_W}^2 = e^{c_0} \frac{\alpha_0^2}{c_0^2} \frac{(v - \tilde{\mu})^2 + 2 \int_{\tilde{h}^{\leftarrow}(v)}^{\tilde{h}^{\leftarrow}(u)} [\tilde{h}(s) - \tilde{\mu}] \exp\{-c_0(s-1)\} d\tilde{h}(s)}{\left[ \int_{\tilde{h}^{\leftarrow}(v)}^{\tilde{h}^{\leftarrow}(u)} s \ln s \exp\{-c_0(s-1)\} d\tilde{h}(s) \right]^2}.$$

**Remark 2.1.** (a) *Note that  $\tilde{h}(x^\alpha), x \geq 1$  is also proportional to the score function of  $\tilde{F}_W(x; \alpha)$ . We have thus  $\tilde{T}_n = \tilde{T}_n^{(v,u)}$  with  $v = -1, u = \infty$  corresponds to the maximum likelihood estimation. This fact will be used in Theorem 3.1 for the asymptotic relative efficiency analysis.*

(b) *It follows by laws of large numbers that  $m = m(n)$  such that  $m/n \rightarrow P\{X \geq 1\} = e^{-c_0}$ . Therefore,  $\tilde{T}_n$  exists for large  $n$ .*

**Theorem 2.2.** *Let  $X_1, \dots, X_n$  be a random sample from  $X \sim F_W(x; \alpha_0) = 1 - \exp\{-c_0 x^{\alpha_0}\}$ ,  $x > 0$  and  $d_0 \leq \alpha_0 \leq d_1$  for some known positive constants  $c_0, d_0 < d_1$ . Denote by  $T_n^* = T_n^{*(v,u)}$ ,  $n \in \mathbb{N}$  the solution of*

$$\lambda_{(F_W)_n}^*(t) = \sum_{i=1}^n \psi_{v,u}(X_i^*; t) = 0, \quad n \in \mathbb{N}, v_0 \leq v < u < \infty.$$

*Then  $T_n^* \xrightarrow{p} \alpha_0$  and*

$$\sqrt{n}(T_n^* - \alpha_0) \xrightarrow{d} N(0, \sigma_{v,u,\alpha_0;F_W}^{*2}), \quad (2.2)$$

*where, with  $\mu^* = v + \int_v^u \exp\{-c_0(h^*)^{\leftarrow}(z)\} dz$*

$$\sigma_{v,u,\alpha_0;F_W}^{*2} = \frac{\alpha_0^2}{c_0^2} \frac{(v - \mu^*)^2 + 2 \int_{(h^*)^{\leftarrow}(v)}^{(h^*)^{\leftarrow}(u)} [h^*(s) - \mu^*] \exp\{-c_0 s\} dh^*(s)}{\left[ \int_{(h^*)^{\leftarrow}(v)}^{(h^*)^{\leftarrow}(u)} s \ln s \exp\{-c_0 s\} dh^*(s) \right]^2}.$$

We remark that the lower bound  $v_0 \geq h^*(x_0^\alpha)$  is key to ensure the monotonicity of  $\psi_{v,u}^*$  (and thus the consistency of  $T_n^*$ ). Additionally, we see from above that, based on the left-truncated and censored data, the proposed  $M$ -estimations are asymptotically unbiased with fast convergence rate, and may also keep certain robustness since we down-weight the influence of the possible extreme outliers via the bounded psi-function.

In what follows, we will consider the Weibull-like distributions where two additional conditions are needed in order to ensure the existence of the estimations and the finiteness of asymptotic variance.

**Theorem 2.3.** *Let  $X_1, \dots, X_n$  be an independent and identically distributed sequence with common function  $F(x) = 1 - \exp\{-c_0 x^{\alpha_0} \ell(x)\}$ ,  $x > 0$ . Suppose there is a unique solution  $t_0$  of  $\tilde{\lambda}_F(t) = 0$ . Then,  $\{\tilde{T}_n, n \in \mathbb{N}\}$ , the sequence of solutions of*

$$\tilde{\lambda}_{F_n}(t) = \sum_{i=1}^m \tilde{\psi}_{v,u}(X_i; t) = 0, \quad m = \#\{1 \leq i \leq n : X_i \geq 1\}$$

converges in probability to  $t_0$ . If further  $\int_1^\infty \tilde{\psi}_{v,u}^2(x; t_0) d\tilde{F}(x) < \infty$  and  $\tilde{\lambda}'_F(t) \neq 0$  holds in a neighbourhood of  $t_0$ , then

$$\sqrt{n}(\tilde{T}_n - t_0) \xrightarrow{d} N(0, \tilde{\sigma}_{v,u,t_0;F}^2), \quad (2.3)$$

where

$$\tilde{\sigma}_{v,u,t_0;F}^2 = e^{c_0 \ell(1)} \frac{\int_1^\infty \tilde{\psi}_{v,u}^2(x; t_0) d\tilde{F}(x)}{[\tilde{\lambda}'_F(t_0)]^2}.$$

**Theorem 2.4.** *Let  $X_1, \dots, X_n$  be an independent and identically distributed sequence with common function  $F(x) = 1 - \exp\{-c_0 x^{\alpha_0} \ell(x)\}$ ,  $x > 0$  and  $d_0 \leq \alpha_0 \leq d_1$  for some known positive constants  $c_0, d_0 < d_1$ . Suppose there is a unique solution  $t_0$  of  $\lambda_F^*(t) = 0$ . Then,  $\{T_n^*, n \in \mathbb{N}\}$ , the sequence of solutions of*

$$\lambda_{F_n}^*(t) = \sum_{i=1}^n \psi_{v,u}^*(X_i^*; t) = 0, \quad n \in \mathbb{N}$$

converges in probability to  $t_0$ . If further  $\int_{x_0}^\infty \psi_{v,u}^{*2}(x; t_0) dF^*(x) < \infty$  and  $(\lambda_F^*)'(t) \neq 0$  holds in a neighbourhood of  $t_0$ , then

$$\sqrt{n}(T_n^* - t_0) \xrightarrow{d} N(0, \sigma_{v,u,t_0;F}^{*2}), \quad (2.4)$$

where

$$\sigma_{v,u,t_0;F}^{*2} = \frac{\int_{x_0}^\infty \psi_{v,u}^{*2}(x; t_0) dF^*(x)}{[(\lambda_F^*)'(t_0)]^2}.$$

Note that here the  $t_0$  might be not equal to  $\alpha_0$ . We conclude that, once the underlying distributions such as the Weibull-type distributions, deviates from the ideal Weibull distributions, the  $M$ -estimations might not satisfy its consistency, as shown in Theorems 2.3 and 2.4.

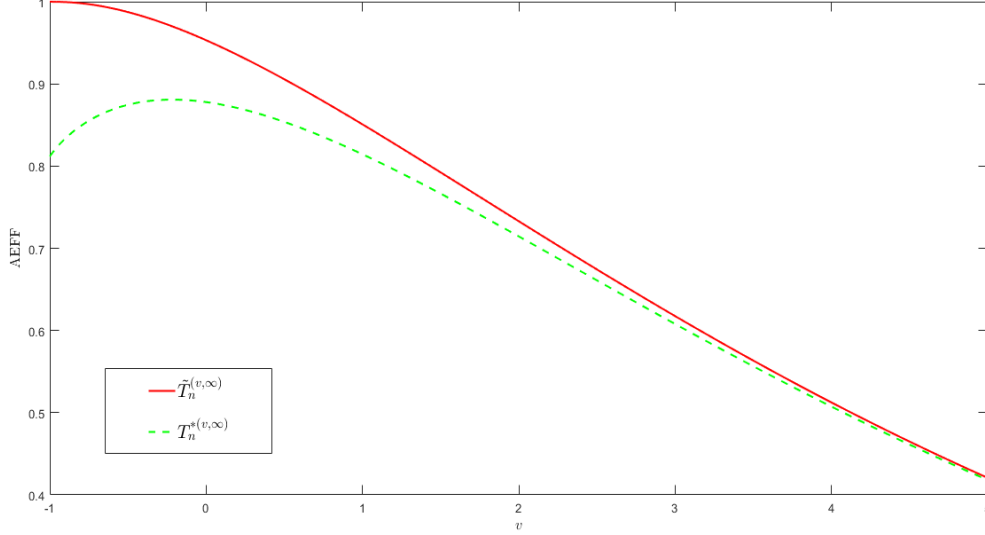


Figure 2: Relative asymptotic efficiency functions (AEFF) of  $\tilde{T}_n^{(v, \infty)}$  and  $T_n^{*(v, \infty)}$  compared to the MLE  $\tilde{T}_n^{(-1, \infty)}$ . Here  $F_W(x; \alpha)$  is given by (1.1) with  $c_0 = 1, \alpha = 1$ .

### 3 Robustness

A simple criterion for choosing  $v$  and  $u$  in the  $M$ -estimations is the trade-off between the efficiency loss (that one is willing to put up with when data are generated by a Weibull distribution), and its asymptotic bias (when the underlying distribution deviates from the ideal Weibull distribution). To this end, we study first its relative asymptotic efficiency (AEFF) in Theorem 3.1, and then analyze its influence function. These results are useful for risk regulators.

As stated in Remark 2.1, the  $M$ -estimation  $\tilde{T}_n^{(v, u)}$  with  $v = -1, u = \infty$  reduces to the maximum likelihood estimation of  $\alpha$ . Therefore, a straightforward application of Theorems 2.1 and 2.2 leads to the following theorem.

**Theorem 3.1.** *Under the same assumption of Theorem 2.1 and 2.2, and the relative asymptotic efficiency of  $\tilde{T}_n^{(v, u)}$  (compared to  $\tilde{T}_n^{(-1, \infty)}$ , the maximum likelihood estimation) is given by*

$$\begin{aligned}
 AEFF(\tilde{T}_n^{(v, u)}) &= \frac{\tilde{\sigma}_{-1, \infty, \alpha_0; F_W}^2}{\tilde{\sigma}_{v, u, \alpha_0; F_W}^2} \\
 &= \frac{\left[ \int_{-1}^{\infty} \exp\{-c_0[\tilde{h}^{\leftarrow}(z) - 1]\} dz \right]^2 + 2 \int_1^{\infty} [\tilde{h}(s) - \tilde{\mu}] \exp\{-c_0(s - 1)\} d\tilde{h}(s)}{\left[ \int_1^{\infty} s \ln s \exp\{-c_0(s - 1)\} d\tilde{h}(s) \right]^2} \\
 &\quad \times \frac{\left[ \int_{\tilde{h}^{\leftarrow}(v)}^{\tilde{h}^{\leftarrow}(u)} s \ln s \exp\{-c_0(s - 1)\} d\tilde{h}(s) \right]^2}{(v - \tilde{\mu})^2 + 2 \int_{\tilde{h}^{\leftarrow}(v)}^{\tilde{h}^{\leftarrow}(u)} [\tilde{h}(s) - \tilde{\mu}] \exp\{-c_0(s - 1)\} d\tilde{h}(s)}
 \end{aligned}$$

and the relative asymptotic efficiency of  $T_n^{*(v, u)}$  is given by

$$\begin{aligned}
AEFF(T_n^{*(v,u)}) &= \frac{\tilde{\sigma}_{-1,\infty,\alpha_0;FW}^2}{\sigma_{v,u,\alpha_0;FW}^{*2}} \\
&= e^{c_0} \frac{\left[ \int_{-1}^{\infty} \exp\{-c_0[\tilde{h}^{\leftarrow}(z) - 1]\} dz \right]^2 + 2 \int_1^{\infty} [\tilde{h}(s) - \tilde{\mu}] \exp\{-c_0(s-1)\} d\tilde{h}(s)}{\left[ \int_1^{\infty} s \ln s \exp\{-c_0(s-1)\} d\tilde{h}(s) \right]^2} \\
&\quad \times \frac{\left[ \int_{(h^*)^{\leftarrow}(v)}^{(h^*)^{\leftarrow}(u)} s \ln s \exp\{-c_0 s\} dh^*(s) \right]^2}{(v - \mu^*)^2 + 2 \int_{(h^*)^{\leftarrow}(v)}^{(h^*)^{\leftarrow}(u)} [h^*(s) - \mu^*] \exp\{-c_0 s\} dh^*(s)}.
\end{aligned}$$

Here  $\tilde{\mu}$  and  $\mu^*$  are given by Theorems 2.1 and 2.2, respectively.

Figure 2 illustrates the effect of  $v$  on the relative asymptotic efficiency of  $\tilde{T}_n^{(v,\infty)}$  and  $T_n^{*(v,\infty)}$  (compared to the MLE  $\tilde{T}_n^{(-1,\infty)}$ ). We see that, for smaller  $v$ , the relative asymptotic effective loss of  $\tilde{T}_n$  is rather smaller than that of  $T_n^*$ . Both possess asymptotically the same efficiency for larger  $v$ . The influence function

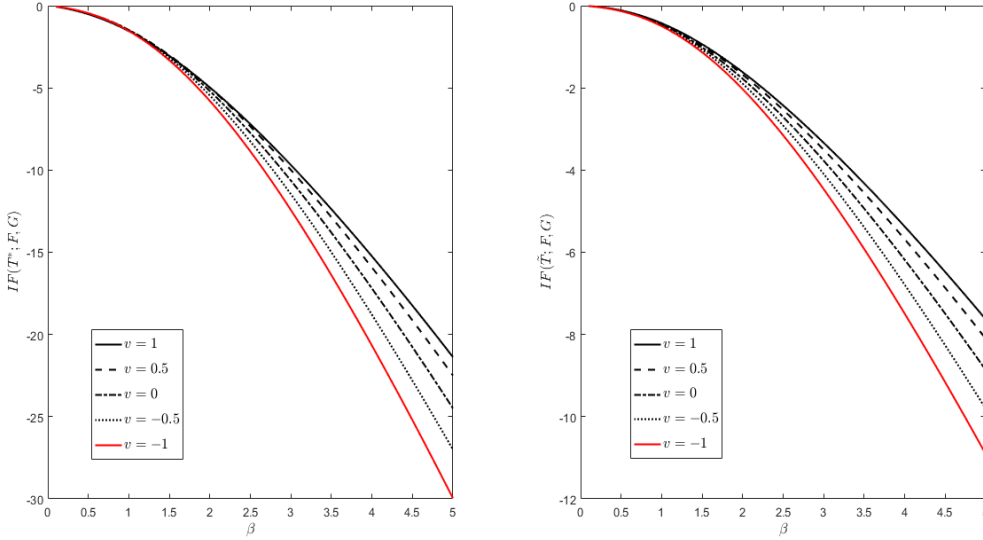


Figure 3: Influence functions  $IF(T; F, G)$  with  $G(x) = \Gamma(x; \lambda = 0.5, \beta)$  and  $T = \tilde{T}_n^{(v,\infty)}$  (left) and  $T_n^{*(v,\infty)}$  (right) with various choices of  $v$ . Here  $F(x) = F_W(x; \alpha)$  is given by (1.1) with  $c_0 = 1$  and  $\alpha = 1$ .

approach, known also as the "infinitesimal approach", is generally employed to give qualitative robustness measure. Recall that the influence function describes the effect of some functional  $T(F)$  if the underlying  $F$  is in an infinitesimal  $\epsilon$ -contamination neighbourhood  $\{F_\epsilon | F_\epsilon(x) = (1 - \epsilon)F(x) + \epsilon G(x)\}$ , i.e.,

$$IF(T; F, G) = \lim_{\epsilon \rightarrow 0} \frac{T((1 - \epsilon)F + \epsilon G) - T(F)}{\epsilon} = \frac{\partial}{\partial \epsilon} T(F_\epsilon) \Big|_{\epsilon=0}.$$

We have thus

$$IF(\tilde{T}; F, G) = -\frac{\int_1^{\infty} \tilde{\psi}_{v,u}(y; \tilde{T}(F)) d\tilde{G}(y)}{\tilde{\lambda}_F'(T(F))}; \quad IF(T^*; F, G) = -\frac{\int_{x_0}^{\infty} \psi_{v,u}^*(y; T^*(F)) dG^*(y)}{(\lambda_F^*)'(T(F))}.$$

We take  $G$  in Figure 3 as a Gamma distribution  $\Gamma(\lambda, \beta)$  with scale parameter  $\lambda = 0.5$  and shape parameter  $\beta \in (0, 5)$ , which density function  $p(x; \lambda, \beta)$  is given by

$$p(x; \lambda, \beta) = \frac{\lambda^\beta}{\Gamma(\beta)} x^{\beta-1} \exp\{-\lambda x\}, \quad x > 0. \quad (3.1)$$



We see that, the larger  $v$  and smaller  $\beta$  are, the small bias both  $M$ -estimations  $\tilde{T}_n$  and  $T_n^*$  have. In other words, with increasing huberization and light-tail contamination, one get the reduction of sensitivity to deviations from the Weibull model.

## 4 Simulations

In this section, we carry out a simulation study to illustrate the small sample properties of  $M$ -estimations  $\tilde{T}_n^{(v,\infty)}$  and  $T_n^{*(v,\infty)}$  compared to the maximum likelihood estimation  $\hat{\alpha}_{mle} = \tilde{T}_n^{(-1,\infty)}$  and the classical Hill-type estimation  $\hat{\alpha}_{Hill}^{(k_n)}$  of the Weibull tail coefficient given by

$$\hat{\alpha}_{Hill}^{(k_n)} = \frac{\frac{1}{k} \sum_{j=1}^k \log(\log \frac{n+1}{j}) - \log(\log \frac{n+1}{k+1})}{\frac{1}{k} \sum_{j=1}^k \log(X_{n-j+1,n}) - \log(X_{n-k,n})}, \quad k = 1, \dots, n-1. \quad (4.1)$$

In the simulations, we generate  $m = 1000$  samples of size  $n = 30, 50, 80$  and  $100$  from parent Weibull distribution  $F_W$ , which is contaminated by some  $G$  distribution with contamination level  $\epsilon \in (0, 1)$ , i.e., the underlying risk follows

$$F_\epsilon(x) = (1 - \epsilon)F_W(x; \alpha) + \epsilon G(x).$$

Here we take  $G$  as  $\Gamma(\lambda, \beta)$  given by (3.1), which Weibull tail coefficient is equal to 1.

In order to compare the consistency and deviations of estimations under considerations, we compute the average estimations  $\bar{\alpha}$ , the sample variance  $s^2$  and the ratio  $(r_v^*, \tilde{r}_v, \hat{r}_v)$  with  $v = 0$  of mean squared error (MSE) with respect to the MLE (see (4.2) below). Specifically, due to the small sample, instead of the traditional optional choice of  $k_n$  in Girard (2004), we use  $k_n = k_{opt}$  given by

$$k_{opt} = \arg \min_{k_n \geq 1} MSE(\hat{\alpha}_{Hill}^{(k_n)})$$

and calculate  $(r^*, \tilde{r}, \hat{r}) = (r_0^*, \tilde{r}_0, \hat{r}_0)$  where

$$r_v^* = \frac{MSE(\hat{\alpha}_{mle})}{MSE(T_n^{*(v,\infty)})}, \quad \tilde{r}_v = \frac{MSE(\hat{\alpha}_{mle})}{MSE(\tilde{T}_n^{(v,\infty)})}, \quad \hat{r}_v = \frac{MSE(\hat{\alpha}_{Hill}^{(k_{opt})})}{MSE(\tilde{T}_n^{(v,\infty)})}. \quad (4.2)$$

Finally, the relative proportion of  $k_n$  for which  $MSE(\hat{\alpha}_{Hill}^{(k_n)}) \leq MSE(\hat{\alpha}_{mle})$ , denoted by  $p_{Hill}$ , is given by

$$p_{Hill} = \frac{\#\{1 \leq k_n \leq n-1 : MSE(\hat{\alpha}_{Hill}^{(k_n)}) \leq MSE(\hat{\alpha}_{mle})\}}{n-1}.$$

The  $p_{Hill}$  describe how many of the MLE estimation outperforms the Hill-type estimations.

In Table 1-3, we take the contamination level  $\epsilon = 0.1, 0.3$ , the Weibull distribution  $F_W(x; \alpha)$  with parameter  $c_0 = 0.5, 1, 2$  and  $\alpha = 1, 2$ , and Gamma contamination  $\Gamma(0.5, 0.5)$ . We conclude from these tables as follows.

(i) The bias of the proposed  $M$ -estimations is smaller than that of Hill-type estimation and MLE estimation (see columns 2-5 for details).

(ii) The sample variance  $s^2$  of our estimations is very close to zero. Note by passing that due to the optional of  $k_{opt}$ , the  $s^2$  of Hill-type estimation can be regarded as zero (see columns 6-9 for details).

(iii) Since the ratios of MSE satisfy  $\hat{r} \leq r^* \leq \tilde{r}$ , we see the best rank estimation is our  $\tilde{T}_n$ , which coincides with the analysis of the relative efficiency (see columns 10-12).

(iii) For  $n = 30$ , the  $p_{Hill}$  is almost zero indicating that for very small samples  $\tilde{T}_n^{(0,\infty)}$  usually outperforms Hill-type estimators  $\hat{\alpha}_{Hill}^{(k_n)}$  with all  $k_n$ 's. For  $n = 50$  and  $80$ ,  $p_{Hill}$  does not exceed 10% in most cases which means that there is a set  $K$  with at most  $s = 5$  and  $8$  values of  $k_n \in K$  such that the Hill-type estimator would outperform  $\tilde{T}_n^{(0,\infty)}$ . Similar argument holds for  $n = 100$ . Hence, we see that, the  $M$ -estimator turns out to perform better for small sample size.

## 5 Proofs

Before verifying the main results, we state the following lemma.

PROOF OF LEMMA 1.1 (a) Note that  $h(t) = (c_0 t - 1) \ln t - 1, t > 0$  is twice differentiable satisfying that

$$\begin{aligned} h'(t) &= c_0 \ln t + \frac{c_0 t - 1}{t} = c_0(\ln t + 1) - \frac{1}{t} \\ h''(t) &= \frac{c_0}{t} + \frac{1}{t^2} > 0, \end{aligned} \quad (5.1)$$

which implies that  $h(t), t > 0$  is a convex function with a unique minimum  $h(t_0^*)$  where  $h'(t_0^*) = 0$ . Therefore, we have  $t_0 = \arg \min_{t \geq 1} h(t)$  exists with a unique value  $t_0 = \max(t_0^*, 1)$  and  $h(t), t \in [t_0, \infty)$  is strictly increasing. Noting further for given  $t_0 \geq 1$  that  $t_0^{1/\alpha}$  is strictly decreasing in  $\alpha$ , we have  $h(x^\alpha)$  is strictly increasing in  $[x_0, \infty)$  with  $x_0 = t_0^{1/d_0} \geq t_0^{1/\alpha}$  since  $\alpha \geq d_0$ .

(b)  $\tilde{h}(t) = h(t), t \geq 1$ . It follows by (5.1) and the fact that  $h(1) = -1$  that, the minimizer  $t_0^*$  of  $h$  is decreasing in  $c_0$ . Therefore, we have  $h(t) \in [-1, \infty)$  for all  $t \in [1, \infty)$ , and  $\tilde{h}^{\leftarrow}(y) = \inf\{t \geq 1 : \tilde{h}(t) \geq y\}, y \in [-1, \infty)$  is strictly increasing.  $\square$

PROOF OF THEOREM 2.1 It follows by (1.4) that  $\tilde{\psi}_{v,u}(y; \alpha)$  is strictly increasing and continuous in  $\alpha$ . Hence it suffices to show that

$$\tilde{\lambda}(\alpha) := \tilde{\lambda}_{FW}(\alpha) = \int_1^\infty \tilde{\psi}_{v,u}(y; \alpha) d\tilde{F}_W(y; \alpha_0)$$

has an isolated root  $\alpha = \alpha_0$ . We have

$$\begin{aligned} \tilde{\lambda}(\alpha) &= \int_1^\infty [\tilde{h}(y^\alpha)]_v^u d\tilde{F}_W(y; \alpha_0) - \int_1^\infty [\tilde{h}(y^\alpha)]_v^u d\tilde{F}_W(y; \alpha) \\ &= \int_1^\infty [\tilde{h}(y^\alpha)]_v^u d\tilde{F}_W(y; \alpha_0) - \tilde{\mu}, \quad \tilde{\mu} := v + \int_v^u \exp\{-c_0[\tilde{h}^{\leftarrow}(z) - 1]\} dz. \end{aligned} \quad (5.2)$$

Next, it follows by a change of variable  $t = \tilde{h}(y^\alpha)$  together with integrals by parts that

$$\begin{aligned} &\int_1^\infty [\tilde{h}(y^\alpha)]_v^u d\tilde{F}_W(y; \alpha_0) \\ &= \int_{-1}^v v d\tilde{F}_W([\tilde{h}^{\leftarrow}(t)]^{1/\alpha}; \alpha_0) + \int_v^u t d\tilde{F}_W([\tilde{h}^{\leftarrow}(t)]^{1/\alpha}; \alpha_0) + \int_u^\infty u d\tilde{F}_W([\tilde{h}^{\leftarrow}(t)]^{1/\alpha}; \alpha_0) \\ &= v + \int_v^u \exp\{-c_0([\tilde{h}^{\leftarrow}(t))^{\alpha_0/\alpha} - 1]\} dt. \end{aligned}$$

Hence,  $\tilde{\lambda}(\alpha_0) = 0$  and

$$\tilde{\lambda}'(\alpha) = \frac{c_0 \alpha_0}{\alpha^2} \int_{\tilde{h}^{\leftarrow}(v)}^{\tilde{h}^{\leftarrow}(u)} s^{\alpha_0/\alpha} \ln s \exp\{-c_0[s^{\alpha_0/\alpha} - 1]\} d\tilde{h}(s) > 0 \quad (5.3)$$

Table 1: Simulation results of estimations of Weibull tail coefficient  $\hat{\alpha}_{mle}$ ,  $\hat{T}_n$ ,  $T_n^*$  and  $\hat{\alpha}_{Hill}^{(k_n)}$  with  $F_\epsilon(x) = (1 - \epsilon)F_W(x; \alpha) + \epsilon\Gamma(x; 0.5, 0.5)$ .

$(\epsilon, c_0, \alpha)$	$n$	$\hat{\alpha}_{mle}$	$\hat{\alpha}_{Hill}$	$\hat{\alpha}_{\hat{T}}$	$\hat{\alpha}_{T^*}$	$s_{mle}^2$	$10^{27} \cdot s_{Hill}^2$	$s_T^2$	$s_{T^*}^2$	$\hat{r}$	$\hat{r}^*$	$p_{Hill}$	
(0.3, 1, 1)	30	0.9217	0.9195	1.0006	1.0005	0.0072	0.2180	0.0018	0.0015	3.6750	8.7774	8.3678	0
	50	0.8609	0.9204	1.0022	1.0061	0.0068	0.2020	0.0014	0.0015	4.6349	14.3407	13.4344	0
	80	0.8274	0.9404	1.0083	1.0075	0.0041	0.0158	0.0013	0.0016	2.1936	19.5972	19.2393	0
	100	0.8161	0.9443	1.0147	1.0119	0.0030	0.0142	0.0018	0.0015	0.8638	20.8143	20.0842	0.10
(0.1, 1, 1)	30	0.9885	0.9505	0.9942	0.9940	0.0007	0.2810	0.0007	0.0006	3.7951	1.2283	1.0561	0
	50	0.9834	0.9619	0.9949	0.9952	0.0009	0.0750	0.0007	0.0006	2.6209	1.8194	1.8000	0
	80	0.9776	0.8465	0.9962	0.9953	0.0009	0.0044	0.0005	0.0006	0.8424	2.5849	2.3829	0.08
	100	0.9735	0.8401	0.9964	0.9961	0.0010	0.0400	0.0005	0.0005	0.6530	3.2549	2.9623	0.12
(0.3, 1, 2)	30	1.2382	2.1028	1.9960	1.9919	0.0687	0.3647	0.0056	0.0050	2.1263	147.2932	126.8653	0
	50	1.1347	2.0990	2.0015	1.9963	0.0268	0.4544	0.0045	0.0042	2.2743	158.1670	165.1127	0
	80	1.0851	1.9348	2.0050	2.0039	0.0127	0.8591	0.0039	0.0038	1.1345	197.7217	180.3746	0
	100	1.0731	1.5381	2.0081	2.0073	0.0085	0.5333	0.0042	0.0038	0.7042	223.2889	186.3996	0.10
(0.1, 1, 2)	30	1.9245	2.0598	1.9903	1.9859	0.0169	0.2019	0.0026	0.0024	1.2498	9.3566	8.4148	0
	50	1.8459	2.0764	1.9900	1.9888	0.0239	0.6865	0.0022	0.0021	0.8875	21.4576	18.4649	0.08
	80	1.7654	2.1339	1.9873	1.9895	0.0228	0.0333	0.0017	0.0017	0.9143	39.6547	35.4584	0.04
	100	1.7249	2.4209	1.9898	1.9906	0.0190	0.3000	0.0018	0.0018	0.7764	43.1656	45.1557	0.10

Table 2: Simulation results of estimations of Weibull tail coefficient  $\hat{\alpha}_{mle}$ ,  $\hat{T}_n$ ,  $T_n^*$  and  $\hat{\alpha}_{Hill}^{(k_n)}$  with  $F_\epsilon(x) = (1 - \epsilon)F_W(x; \alpha) + \epsilon\Gamma(x; 0.5, 0.5)$ .

$(\epsilon, c_0, \alpha)$	$n$	$\hat{\alpha}_{mle}$	$\hat{\alpha}_{Hill}$	$\hat{\alpha}_{\hat{T}}$	$\hat{\alpha}_{T^*}$	$s_{mle}^2$	$10^{2T} \cdot s_{Hill}^2$	$s_T^2$	$s_{T^*}^2$	$\hat{r}$	$\hat{r}^*$	$p_{Hill}$	
(0.3, 2, 1)	30	0.9466	0.8740	0.9974	0.9987	0.0047	0.0769	0.0016	0.0021	9.1478	4.6014	3.5335	0
	50	0.9061	1.0143	0.9955	0.9965	0.0051	0.2148	0.0015	0.0013	0.9778	12.7013	10.1286	0.10
	80	0.8729	0.9938	0.9944	0.9955	0.0036	0.0054	0.0012	0.0010	0.8372	16.1109	16.0286	0.09
	100	0.8562	1.0418	0.9970	0.9978	0.0029	0.0178	0.0011	0.0011	0.5492	19.8407	18.1323	0.04
(0.1, 2, 1)	30	0.9880	0.9577	0.9953	0.9956	0.0005	0.2773	0.0013	0.0011	2.3601	0.8848	0.7232	0
	50	0.9852	0.9534	0.9941	0.9952	0.0007	0.1438	0.0007	0.0006	2.5487	1.2380	1.1071	0
	80	0.9808	1.0144	0.9940	0.9942	0.0008	0.1775	0.0006	0.0005	0.9367	2.0353	1.6522	0.14
	100	0.9762	1.1340	0.9927	0.9939	0.0009	0.0444	0.0006	0.0006	0.9592	2.3773	2.2494	0.14
(0.3, 2, 2)	30	1.3019	2.0813	1.9855	1.9853	0.0583	0.9119	0.0030	0.0026	1.5927	153.3920	159.4866	0
	50	1.2012	1.9511	1.9850	1.9850	0.0228	0.4264	0.0024	0.0021	1.0003	260.7202	270.0256	0
	80	1.1570	1.9139	1.9844	1.9838	0.0099	1.3916	0.0018	0.0017	3.8611	348.1278	345.6587	0
	100	1.1484	1.8672	1.9832	1.9830	0.0069	2.0518	0.0017	0.0017	9.6747	386.5744	370.8852	0
(0.1, 2, 2)	30	1.9238	1.9306	1.9885	1.9870	0.0161	1.1391	0.0027	0.0032	1.3892	5.8439	6.3442	0
	50	1.8519	1.9075	1.9886	1.9850	0.0212	1.6692	0.0031	0.0023	0.7636	17.6548	16.9291	0.02
	80	1.7646	2.3973	1.9869	1.9849	0.0200	0.5757	0.0017	0.0019	0.9542	37.7912	36.6744	0.05
	100	1.7402	2.2596	1.9849	1.9843	0.0181	0.0008	0.0017	0.0017	0.7591	47.8601	44.6477	0.03

Table 3: Simulation results of estimations of Weibull tail coefficient  $\hat{\alpha}_{mle}$ ,  $\hat{T}_n$ ,  $T_n^*$  and  $\hat{\alpha}_{Hill}^{(k_n)}$  with  $F_\epsilon(x) = (1 - \epsilon)F_W(x; \alpha) + \epsilon\Gamma(x; 0.5, 0.5)$ .

$(\epsilon, c_0, \alpha)$	$n$	$\bar{\alpha}_{mle}$	$\bar{\alpha}_{Hill}$	$\bar{\alpha}_{\hat{T}}$	$\bar{\alpha}_{T^*}$	$s_{mle}^2$	$10^{2T} \cdot s_{Hill}^2$	$s_T^2$	$s_{T^*}^2$	$\hat{\tau}$	$\tilde{\tau}$	$\tau^*$	$p_{Hill}$
(0.3, 0.5, 1)	30	0.9320	1.0501	1.0056	1.0065	0.0048	0.0004	0.0012	0.0014	1.9481	7.7231	6.7977	0
	50	0.8912	1.0400	1.0116	1.0096	0.0051	0.0008	0.0012	0.0013	1.3290	12.2309	10.2765	0
	80	0.8565	0.9510	1.0185	1.0188	0.0034	0.1574	0.0013	0.0012	1.4611	15.4294	14.8902	0
	100	0.8463	0.7799	1.0218	1.0232	0.0024	0.1988	0.0011	0.0012	0.8955	17.0045	16.5285	0.15
(0.1, 0.5, 1)	30	0.9874	0.9668	0.9968	0.9943	0.0005	0.0060	0.0006	0.0006	2.1012	1.2157	1.0236	0
	50	0.9853	0.9662	0.9972	0.9952	0.0005	0.3275	0.0005	0.0005	2.2990	1.5111	1.4974	0
	80	0.9799	0.8643	0.9977	0.9975	0.0006	0.0400	0.0004	0.0005	0.9833	2.3528	1.9708	0.08
	100	0.9783	0.7237	0.9991	0.9989	0.0006	0.0829	0.0005	0.0004	0.7875	2.2865	2.1840	0.13
(0.3, 0.5, 2)	30	1.3277	2.0898	2.0065	1.8144	0.0713	0.0712	0.0052	0.0004	1.5860	111.5918	15.1011	0
	50	1.2141	1.7569	2.0185	1.8083	0.0373	0.7338	0.0049	0.0003	0.8248	129.6489	17.7850	0.06
	80	1.1618	1.8648	2.0357	1.8042	0.0147	0.3479	0.0046	0.0002	3.3736	128.0530	18.8915	0
	100	1.1486	1.8497	2.0386	1.8035	0.0125	0.6408	0.0047	0.0002	3.9841	118.1708	19.1617	0
(0.1, 0.5, 2)	30	1.9443	2.0763	1.9900	1.8040	0.0093	0.3000	0.0020	0.0005	2.5833	6.7537	0.3454	0
	50	1.8936	1.9515	1.9935	1.7963	0.0128	0.6520	0.0020	0.0003	1.1939	12.6372	0.5832	0
	80	1.8329	1.8497	1.9958	1.7937	0.0132	0.6408	0.0018	0.0002	3.9841	22.1326	0.9232	0
	100	1.8125	1.9482	2.0024	1.7930	0.0117	2.8163	0.0017	0.0002	1.4909	26.7188	1.0363	0

since  $\tilde{h}^{\leftarrow}(s)$  is strictly increasing over  $[1, \infty)$  and

$$s > \tilde{h}^{\leftarrow}(v) \geq \tilde{h}^{\leftarrow}(-1) = 1.$$

Consequently, the consistency of  $\tilde{T}_n$  is obtained.

Next, we show the asymptotic normality of  $\tilde{T}_n$ , i.e., (2.2). Set below (recall  $\tilde{\mu}$  given in (5.2))

$$\tilde{\sigma}_{v,u}^2(\alpha) := \int_1^\infty \tilde{\psi}_{v,u}^2(y; \alpha) d\tilde{F}_W(y; \alpha_0) = \int_1^\infty ([\tilde{h}(y^\alpha)]_v^u - \tilde{\mu})^2 d\tilde{F}_W(y; \alpha_0)$$

In view of Theorem A, p. 251 in Serfling (1980), it is sufficient to show that  $\tilde{\sigma}_{v,u}^2(\alpha)$  is finite in a neighbourhood of  $\alpha_0$  and continuous at  $\alpha = \alpha_0$ . Indeed,

$$\begin{aligned} \tilde{\sigma}_{v,u}^2(\alpha) &= \int_{-1}^v (v - \tilde{\mu})^2 d\tilde{F}_W([\tilde{h}^{\leftarrow}(t)]^{1/\alpha}; \alpha_0) + \int_v^u (t - \tilde{\mu})^2 d\tilde{F}_W([\tilde{h}^{\leftarrow}(t)]^{1/\alpha}; \alpha_0) \\ &\quad + \int_u^\infty (u - \tilde{\mu})^2 d\tilde{F}_W([\tilde{h}^{\leftarrow}(t)]^{1/\alpha}; \alpha_0) \\ &= (v - \tilde{\mu})^2 + 2 \int_v^u (t - \tilde{\mu}) \exp\{-c_0([\tilde{h}^{\leftarrow}(t))^{\alpha_0/\alpha} - 1]\} dt \\ &= (v - \tilde{\mu})^2 + 2 \int_{\tilde{h}^{\leftarrow}(v)}^{\tilde{h}^{\leftarrow}(u)} (\tilde{h}(s) - \tilde{\mu}) \exp\{-c_0[s^{\alpha_0/\alpha} - 1]\} d\tilde{h}(s) \end{aligned}$$

is finite in a neighbourhood of  $\alpha_0$  and continuous at  $\alpha = \alpha_0$ .

Further, we have by (5.5)

$$\tilde{\lambda}'(\alpha_0) = \frac{c_0}{\alpha_0} \int_{\tilde{h}^{\leftarrow}(v)}^{\tilde{h}^{\leftarrow}(u)} s \ln s \exp\{-c_0(s - 1)\} d\tilde{h}(s) > 0.$$

Hence, the asymptotic variance of  $\sqrt{m}(\tilde{T}_n - \alpha_0)$  is given below

$$\tilde{\sigma}_{v,u,\alpha_0;F_W}^2 = \frac{\tilde{\sigma}_{v,u}^2(\alpha_0)}{[\tilde{\lambda}'(\alpha_0)]^2}.$$

Note that  $m/n \xrightarrow{p} P\{X \geq 1\} = \exp\{-c_0\}$ . We complete the proof of Theorem 2.1  $\square$

**PROOF OF THEOREM 2.2** Similar arguments of Theorem 2.1 applies with  $\tilde{\psi}$ ,  $\tilde{F}_W$  and  $\tilde{h}$  replaced by  $\psi^*$ ,  $F^*$  and  $h^*$ . First we show the consistency of  $T_n^*$ . It follows by (1.5) that  $\psi_{v,u}^*(y; \alpha)$  is strictly increasing and continuous in  $\alpha$ . Hence it suffices to show that

$$\lambda^*(\alpha) := \lambda_{F_W^*}^*(\alpha) = \int_{x_0}^\infty \psi_{v,u}^*(y; \alpha) dF_W^*(y; \alpha_0)$$

has an isolated root  $\alpha = \alpha_0$ .

$$\begin{aligned} \lambda^*(\alpha) &= \int_{x_0}^\infty \psi_{v,u}^*(y; \alpha) dF_W^*(y; \alpha_0) \\ &= \int_{x_0}^\infty [h^*(y^\alpha)]_v^u dF_W^*(y; \alpha_0) - \int_{x_0}^\infty [h^*(y^\alpha)]_v^u dF_W^*(y; \alpha) \\ &= \int_{x_0}^\infty [h^*(y^\alpha)]_v^u dF_W^*(y; \alpha_0) - \mu^*, \quad \mu^* := v + \int_v^u \exp\{-c_0(h^*)^{\leftarrow}(z)\} dz. \end{aligned} \tag{5.4}$$

Next, it follows by a change of variable  $t = h^*(y^\alpha)$  together with integrals by parts that

$$\int_{x_0}^\infty [h^*(y^\alpha)]_v^u dF_W^*(y; \alpha_0) = \int_{h^*(x_0^\alpha)}^v v dF_W([\!(h^*)^{\leftarrow}(t)]^{1/\alpha}; \alpha_0) + \int_v^u t dF_W([\!(h^*)^{\leftarrow}(t)]^{1/\alpha}; \alpha_0)$$

$$\begin{aligned}
& + \int_u^\infty u dF_W([(h^*)^\leftarrow(t)]^{1/\alpha}; \alpha_0) + F_W(x_0; \alpha_0)[h^*(x_0^\alpha)]|_v^u \\
& = v[1 - F_W(x_0; \alpha_0)] + \int_v^u [1 - F_W([(h^*)^\leftarrow(t)]^{1/\alpha}; \alpha_0)] dt + vF_W(x_0; \alpha_0) \\
& = v + \int_v^u \exp\{-c_0((h^*)^\leftarrow(t))^{\alpha_0/\alpha}\} dt.
\end{aligned}$$

Hence,  $\lambda^*(\alpha_0) = 0$  and

$$(\lambda^*)'(\alpha) = \frac{c_0\alpha_0}{\alpha^2} \int_{(h^*)^\leftarrow(v)}^{(h^*)^\leftarrow(u)} s^{\alpha_0/\alpha} \ln s \exp\{-c_0 s^{\alpha_0/\alpha}\} dh^*(s) > 0 \quad (5.5)$$

since  $h^*(s)$  is strictly increasing over  $(x_0^{d_0}, \infty)$  and

$$s > (h^*)^\leftarrow(v) \geq (h^*)^\leftarrow(v_0) = x_0^{d_1} = (x_0^{d_0})^{d_1/d_0} \geq 1.$$

Consequently, the consistency of  $T_n^*$  is obtained.

Next, we show the asymptotic normality of  $T_n^*$ , i.e., (2.2). Set below (recall  $\mu^*$  given by (5.4))

$$(\sigma_{v,u}^*)^2(\alpha) := \int_{x_0}^\infty (\psi_{v,u}^*)^2(y; \alpha) dF_W^*(y; \alpha_0) = \int_{x_0}^\infty ([h^*(y^\alpha)]_v^u - \mu^*)^2 dF_W^*(y; \alpha_0).$$

In view of Theorem A, p. 251 in Serfling (1980), it is sufficient to show that  $(\sigma_{v,u}^*)^2(\alpha)$  is finite in a neighbourhood of  $\alpha_0$  and continuous at  $\alpha = \alpha_0$ . Indeed,

$$\begin{aligned}
(\sigma_{v,u}^*)^2(\alpha) & = \int_{h^*(x_0^\alpha)}^v (v - \mu^*)^2 dF_W([(h^*)^\leftarrow(t)]^{1/\alpha}; \alpha_0) + \int_v^u (t - \mu^*)^2 dF_W([(h^*)^\leftarrow(t)]^{1/\alpha}; \alpha_0) \\
& \quad + \int_u^\infty (u - \mu^*)^2 dF_W([(h^*)^\leftarrow(t)]^{1/\alpha}; \alpha_0) + F_W(x_0; \alpha_0)(v - \mu^*)^2 \\
& = (v - \mu^*)^2 + 2 \int_v^u (t - \mu^*) \exp\{-c_0((h^*)^\leftarrow(t))^{\alpha_0/\alpha}\} dt \\
& = (v - \mu^*)^2 + 2 \int_{(h^*)^\leftarrow(v)}^{(h^*)^\leftarrow(u)} (h^*(s) - \mu^*) \exp\{-c_0 s^{\alpha_0/\alpha}\} dh^*(s)
\end{aligned}$$

is finite in a neighbourhood of  $\alpha_0$  and continuous at  $\alpha = \alpha_0$ .

Further, we have by (5.5)

$$(\lambda^*)'(\alpha_0) = \frac{c_0}{\alpha_0} \int_{(h^*)^\leftarrow(v)}^{(h^*)^\leftarrow(u)} s \ln s \exp\{-c_0 s\} dh^*(s) > 0.$$

Hence, the asymptotic variance is given below

$$\sigma_{v,u,\alpha_0;F}^2 = \frac{(\sigma_{v,u}^*(\alpha_0))^2}{[(\lambda^*)'(\alpha_0)]^2}.$$

We complete the proof of Theorem 2.2 □

**PROOF OF THEOREM 2.3** The result follows by analogous arguments as in the proof of Theorem 2.1. Since  $\psi_{v,u}^*(x; \alpha)$  is monotone in  $\alpha$ , the assumptions of Theorem 2.3 are sufficient for the consistency and asymptotic normality of  $T_n^*$ . Using further Lemma 7.2.1A and Theorem A (see page 249 and 251 therein) by Serfling (1980), we complete the proof of Theorem 2.3. □

PROOF OF THEOREM 2.4 The result follows by analogous arguments as in the proof of Theorem 2.2. Since  $\tilde{\psi}_{v,u}(x; \alpha)$  is monotone in  $\alpha$ , the assumptions of Theorem 2.4 are sufficient for the consistency and asymptotic normality of  $\tilde{T}_{HUB}$ . Using further Lemma 7.2.1A and Theorem A (see page 249 and 251 therein) by Serfling (1980), we complete the proof of Theorem 2.3.  $\square$

**Acknowledgments.** The authors would like to thank the referee for his\her important suggestions which significantly improve this contribution.

## References

- Basu, A., Harris, I. R., Hjort, N. L. and Jones, M. C. (1998). Robust and efficient estimation by minimising a density power divergence, *Biometrika* **85**(3): 549–559.
- Beirlant, J. and Teugels, J. L. (1992). Modeling large claims in non-life insurance, *Insurance: Mathematics and Economics* **11**(1): 17–29.
- Beran, J. and Schell, D. (2012). On robust tail index estimation, *Comput. Statist. Data Anal.* **56**(11): 3430–3443.
- Bingham, N., Goldie, C. and Teugels, J. (1987). *Regular variation*, Vol. 27 of *Encyclopedia of Mathematics and its Applications*, Cambridge University Press, Cambridge.
- Gardes, L. and Girard, S. (2008). Estimation of the weibull tail-coefficient with linear combination of upper order statistics, *Journal of Statistical Planning and Inference* **138**(5): 1416–1427.
- Girard, S. (2004). A Hill type estimator of the Weibull tail-coefficient, *Communications in Statistics-Theory and Methods* **33**(2): 205–234.
- Goegebeur, Y., Beirlant, J. and De Wet, T. (2010). Generalized kernel estimators for the Weibull-tail coefficient, *Communications in Statistics –Theory and Methods* **39**(20): 3695–3716.
- Goegebeur, Y., Guillou, A. and Rietsch, T. (2015). Robust conditional weibull-type estimation, *Annals of the Institute of Statistical Mathematics* **67**(3): 479–514.
- Huber, P. (1964). Robust estimation of a location parameter, *The Annals of Mathematical Statistics* **35**(1): 73–101.
- Serfling, R. J. (1980). *Approximation theorems of mathematical statistics*, John Wiley & Sons, New York.
- Vandewalle, B., Beirlant, J., Christmann, A. and Hubert, M. (2007). A robust estimator for the tail index of Pareto-type distributions, *Computational Statistics & Data Analysis* **51**(12): 6252–6268.
- Vandewalle, B., Beirlant, J. and Hubert, M. (2004). A robust estimator of the tail index based on an exponential regression model, *Theory and applications of recent robust methods*, Springer, pp. 367–376.