

# Parity Crowdsourcing for Cooperative Labeling

Hye Won Chung\*, Ji Oon Lee, Doyeon Kim and Alfred O. Hero

## Abstract

Consider a database of  $k$  objects, e.g., a set of videos, where each object has a binary attribute, e.g., a video's suitability for children. The attributes of the objects are to be determined under a crowdsourcing model: a worker is queried about the labels of a chosen subset of objects and either responds with a correct binary answer or declines to respond. Here we propose a parity response model: the worker is asked to check whether the number of objects having a given attribute in the chosen subset is even or odd. For example, if the subset includes two objects, the worker checks whether the two belong to the same class or not. We propose a method for designing the sequence of subsets of objects to be queried so that the attributes of the objects can be identified with high probability using few ( $n$ ) answers. The method is based on an analogy to the design of Fountain codes for erasure channels. We define the query difficulty  $\bar{d}$  as the average size of the query subsets and we define the sample complexity  $n$  as the minimum number of collected answers required to attain a given recovery accuracy. We obtain fundamental tradeoffs between recovery accuracy, query difficulty, and sample complexity. In particular, the necessary and sufficient sample complexity required for recovering all  $k$  attributes with high probability is  $n = c_0 \max\{k, (k \log k)/\bar{d}\}$  and the sample complexity for recovering a fixed proportion  $(1-\delta)k$  of the attributes for  $\delta = o(1)$  is  $n = c_1 \max\{k, (k \log(1/\delta))/\bar{d}\}$ , where  $c_0, c_1 > 0$ .

## Index Terms

Crowdsourced classification, sample complexity, query difficulty, fountain codes, soliton distribution.

## I. INTRODUCTION

Consider a crowdsourcing system whose task is to classify  $k$  objects in a database, e.g., a set of images, into two groups depending on the binary attributes of the objects, e.g., an object's suitability for children. Workers in the system are given queries about chosen subsets of the objects and asked to provide binary answers to the designed queries. Workers who are unsure about their answers decline to respond. This type of crowdsourcing system has become a popular platform to efficiently label large-scale databases with applications to image database labeling, video annotation, and character recognition.

Query design for crowdsourcing systems has a close connection to the 20 questions problem [2] between an oracle (or oracles) and a player. In both cases there is a goal to design an efficient querying strategy to extract hidden information with as few number of queries as possible. 20 questions problems can be adaptive, where each query is designed on the basis of previous answers, or non-adaptive, where the sequence of queries is designed in advance. For the crowdsourcing problem considered in this paper, the design is non-adaptive; the sequence of queries is specified before observing any of the answers from the workers. In the crowdsourcing system, as contrasted to the original 20 questions problem, the workers in the system are not experts (oracles) and may not be able to provide correct answers for all the designed queries. In the proposed crowdsourcing model the worker either responds with a correct binary answer or declines to respond if the worker is unsure of the answer. Furthermore, the probability that one worker declines to answer and skips a query is unknown and can be different for each of the workers in the system, depending on their abilities or level of effort. We model the worker's decision either to answer or not to answer a query as random. The query designer's objective is to design the queries such that when the received number  $n$  of answers exceeds some threshold, regardless of which subset of the queries was answered, the attributes of the  $k$  objects can be recovered with high probability.

To ensure reliable recovery of the  $k$  attributes with non-expert workers, most crowdsourcing systems resort to redundancy, asking the same questions multiple times. For example, the authors of [3], [4] considered a query

Hye Won Chung\* (hwchung@kaist.ac.kr) and Doyeon Kim(highlowzz@kaist.ac.kr) are with the School of Electrical Engineering at KAIST in South Korea. Ji Oon Lee (jioon.lee@kaist.edu) is with the Department of Mathematical Sciences at KAIST in South Korea. Alfred O. Hero (hero@eecs.umich.edu) is with the Department of EECS at the University of Michigan. This work was partially supported by National Research Foundation of Korea under grant number 2017R1E1A1A01076340 and by United States Army Research Office under grant W911NF-15-1-0479. This research was presented in part at 2018 IEEE International Symposium on Information Theory in Vail, USA [1].

design strategy that assigns the same object to multiple workers and asks each worker to identify the binary label of the assigned objects, and then combines the answers using a statistical aggregation rule. However, such a strategy often results in an inefficient usage of querying resources. In particular, when a worker makes a random decision to respond or not to respond to a query, significantly more queries than  $k$  must be answered. We propose a new method of designing queries, which is more complicated than just repeating the same question, but is much more efficient in terms of the average number  $n$  of answers required to recover the attributes of  $k$  objects to specified accuracy.

We consider the following general type of query: at each querying stage a subset of objects of size  $d \leq k$  is chosen from the database and workers are asked whether the total number of objects in the subset that have binary label equal to 1 is an odd or even number. When  $d = 1$ , this type of query is equivalent to the conventional strategy of querying the binary label of each object. On the other hand, when  $d \geq 2$  the answer to the query is equivalent to a parity measurement of the chosen subset of objects. For example, when  $d = 2$ , the answer to the query is equal to 0 if the two objects in the subset have the same binary attribute, and it is equal to 1 otherwise. Therefore, this new type of query reveals a certain type of “group attribute” of the chosen subset of objects. We address the question of how to design a sequence of subsets of objects to be queried such that the attributes of the objects can be identified with high probability by as few answers as possible. Moreover, we aim to guarantee that the  $k$  attributes can be recovered with high probability regardless of which subset of the queries was answered as long as the number  $n$  of collected answers exceeds a certain threshold.

The proposed method for designing the sequence of subsets of objects to be queried is motivated by an analogy between the query design problem and channel coding. In particular, we show that Fountain codes [5] are naturally suited to this crowdsourcing query design problem. The attributes of the objects are analogous to input symbols (information bits) and the answers to parity queries on the attributes of subsets of objects are analogous to output symbols (encoding symbols). Workers’ random decisions to respond or not respond to queries are analogous to an erasure channel. Designing the sequential query strategy, i.e., specifying the mapping from objects to queries, is analogous to designing a channel coding algorithm that is resilient to erasures. Thus the query design problem can be cast as a code design problem for a binary erasure channel (BEC) with unknown erasure probabilities. This motivates the use of Fountain codes as a way to design the queries. Fountain codes are forward error correcting codes suitable for the BEC having unknown erasure probabilities. This type of code has been the subject of much research in the design of reliable internet packet transmission systems when the packets transmitted from the source are randomly lost before they arrive at the destination. For  $k$  input symbols  $(x_1, x_2, \dots, x_k)$ , Fountain codes produce a potentially limitless number of encoding symbols, which are parity measurements of chosen subsets of  $(x_1, x_2, \dots, x_k)$ . The encoding symbols are transmitted over the BEC, but due to random erasures only a random subset of the encoding symbols are received as output symbols. By using well-designed Fountain codes, one can guarantee that, given any set of output symbols of size  $k(1 + \epsilon)$  with small overhead  $\epsilon > 0$ , the input symbols can be recovered with high probability. Thus, Fountain codes achieve the capacity of the BEC even when the channel erasure probability is unknown. Examples of Fountain codes are LT codes [6] and Raptor codes [7].

However, despite the similarities, the Fountain code framework does not account for a worker’s limited capability to answer difficult queries. This is where the analogy breaks down, motivating our extension of the Fountain code solution strategy. Specifically we define *query difficulty* as the average size of the subset of objects for the queries, i.e., the average number of input symbols required to compute a single parity measurement. The query difficulty is related to encoding complexity for one-stage encoding, but it is different from encoding complexity when the encoding is done in multiple stages. The query difficulty represents the number of objects on average the worker must be able to identify per query. Depending on the query difficulty, the number of answers required to recover the attributes of  $k$  objects may vary greatly. We call the minimum number of answers required to recover the attributes of  $k$  objects the *sample complexity*. The sample complexity is a function of the query difficulty as well as the number  $k$  of object attributes to be recovered.

We illustrate two extreme cases. First, consider the case when the query difficulty is equal to 1. In this case each query reveals the value of only one variable in  $(x_1, x_2, \dots, x_k)$  at a time. Since it is not known which of the queries will be answered by the workers, the set of queries is designed by uniformly and randomly picking one variable in  $(x_1, x_2, \dots, x_k)$  at a time. For such querying scenarios, in order to recover the  $k$  attributes with error probability less than  $1/k^u$  for some constant  $u > 0$ , the required number  $n$  of answers scales as  $k \log k$  [7]. On the other hand, for fixed subset size of  $k/2$ , our proposed design strategy reveals the parity of the labels of a randomly selected set

of  $k/2$  objects, for which the required number  $n$  of answers is only  $k + c \log k$  for some constant  $c > 0$ . In other words, when query difficulty is equal to 1, the sample complexity scales as  $k \log k$ , whereas for query difficulty of order  $k$  the sample complexity scales as  $k$ . In this paper we determine how the sample complexity scales as the query difficulty increases from 1 to  $\Theta(k)$ .

In particular we analyze the fundamental trade-offs between the sample complexity and the query difficulty of parity-based querying under two recovery conditions: exact recovery and almost exact recovery. Exact recovery aims to recover all the  $k$  attributes (information bits) with high probability as  $k \rightarrow \infty$ . On the other hand, almost exact recovery aims to recover only a fraction  $(1 - \delta)k$  of the total object attributes where  $\delta = o(1)$  as  $k \rightarrow \infty$ . We show that the sample complexity  $n$  that is necessary and sufficient for exact recovery scales as

$$n = c_0 \cdot \max \{k, (k \log k)/\bar{d}\} \quad (1)$$

for some constant  $c_0 > 0$  independent of  $k$  and  $\bar{d}$ . We show that this optimal sample complexity for exact recovery is achieved using parity-based querying strategy that is analogous to the encoding rule of LT codes [6], which is a type of Fountain code, with a particular subset size distribution, defined in (13), when the collected answers are decoded by the optimal maximum likelihood (ML) decoding rule. Note that for  $\bar{d} = O(\log k)$ , the optimal sample complexity  $n$  is inversely proportional to the query difficulty  $\bar{d}$ . In particular, when the query difficulty is  $\bar{d} = \Theta(1)$ , the sample complexity scales as  $k \log k$ , whereas when  $\bar{d} = \Theta(\log k)$ , the sample complexity scales as  $k$ .

On the other hand, for almost exact recovery of a fraction  $(1 - \delta)k$  of the object labels, we show that the necessary and sufficient sample complexity  $n$  is

$$n = c_1 \cdot \max \{k, (k \log(1/\delta))/\bar{d}\} \quad (2)$$

for some constant  $c_1 > 0$  independent of  $k$ ,  $\bar{d}$  and  $\delta$ . In particular we show that this optimal sample complexity for almost exact recovery is achieved with low-complexity approximate ML (belief propagation) decoding rule. Different from the case of exact recovery, the case of almost exact recovery requires a sample complexity proportional to  $(k \log(1/\delta))/\bar{d}$  for  $\delta \geq 1/k$  where  $\bar{d} \leq \log(1/\delta)$ . As  $\delta$  decreases, the required sample complexity increases logarithmically in  $(1/\delta)$ .

The rest of this paper is organized as follows. In Section II we formulate the parity-based query crowdsourcing problem and review relevant aspects of Fountain codes. In Section III we establish theory (Theorems 1–3) on fundamental trade-offs between sample complexity and query difficulty for exact recovery and for almost exact recovery. In Section IV, we outline the proofs of Theorems 1–3, with technical details presented in the Appendices. In Section V we present numerical studies that illustrate our theoretical results. In Section VI we discuss possible future research directions.

### A. Related Works

In labeling large-scale databases, group testing [8] has been a widely used method, especially in detecting a small distinguished subset of objects having a given attribute (e.g., defective items) with a few number of queries (tests). At each querying time (test), a subset of objects is chosen from the database and the chosen subset is checked to see if it includes at least one object having a given attribute. The answer to the query is the Boolean sum (OR) of the attributes of the chosen objects. This kind of test has been known to be efficient in reducing the number of total tests  $n$  when the number of defective items (objects with a given attribute) is much smaller than the number of total objects. In [9], [10], it was shown that the necessary and sufficient number of tests to detect  $m$  defective items among  $k$  total objects with arbitrary small error probability is  $O(m \log k)$ . This result shows that the group test is sample efficient only when  $m = o(k)$ . Different from the group testing method, which uses the OR operation on the attributes of the selected objects, our proposed querying strategy uses a parity measurement (XOR) of the attributes of the selected objects. In particular, we design a sequence of subsets of objects to be queried with average subset size ( $\bar{d}$ ) to recover all the labels of  $k$  objects with a minimum number of measurements where the number of objects having a given attribute is not necessarily much smaller than the total number of objects and when only a random subset of the queries is answered by the workers. For the parity-based query, the average subset size is naturally related to the query difficulty, since the average subset size is the mean number of objects in the subset that the worker must determine even or odd parity. Such linear scaling of query difficulty in subset size may also be relevant for the group testing OR operation. However, while the analysis of the fundamental trade-offs between

the sample complexity and the query difficulty for OR-based queries is an interesting problem, this is beyond the scope of this paper.

The parity-based crowdsourcing labeling problem has relations to community detection [11] and more general inference problems on graphs [12], [13]. The main goal of community detection is to classify  $k$  objects (nodes) depending on their binary attributes by using a collection of pairwise similarity measurements, which are represented by the presence or absence of an edge between two nodes in the graph. Observing whether or not an edge exists between two nodes is equivalent to measuring the parity between the labels of the node pair, which determines whether the two nodes share labels and are thus in the same community. For community detection in the stochastic block model (SBM) [14], the parity measurements are noisy, i.e., even for two nodes having the same attribute there may exist no edge (parity measurement equal to 1) and for two nodes having different attributes there may exist an edge (parity measurement equal to 0). For this model, the query difficulty of each measurement is  $d = 2$ , since only two nodes are involved in each measurement. There have been some recent works that generalize this problem and consider the community detection problem from parity measurements of  $d > 2$  nodes in hypergraphs [15]. For fixed  $d$  and  $k \geq d$ , there are a total of  $\binom{k}{d}$  possible subsets on which parity measurements can be generated. In a random graph model with  $d = 2$  or  $d > 2$ , each of the  $\binom{k}{d}$  possible measurements is independently drawn with probability  $p_{\text{obs}}$  (for the SBM,  $p_{\text{obs}} = 1$ ). The expected number of edge measurements is thus equal to  $p_{\text{obs}} \binom{k}{d}$ , and in [15] it was shown that the expected number of measurements necessary and sufficient to recover the  $k$  attributes with high probability scales as  $n = p_{\text{obs}} \binom{k}{d} = c \max\{k, (k \log k)/d\}$  for some constant  $c > 0$ , which depends on the noise model of the parity measurements.

Different from previous work on graph inference, in this paper the measurements are not independently drawn from the set of possible measurements as the sequence of queried subsets of nodes is selected according to a general encoding algorithm. Furthermore, in our formulation the probability of receiving any answer to the designed query is unknown and can be varying over time. This context is well suited to crowdsourcing applications with non-responsive workers.

Moreover, unlike previous work, the size  $d$  of the object subset is not necessarily fixed over the  $n$  answered queries. Rather, it follows a distribution  $(\Omega_1, \dots, \Omega_k)$  where  $\Omega_d$  denotes the probability that the value  $d$  is chosen,  $\sum_{d=1}^k \Omega_d = 1$ . We consider average query difficulty  $\bar{d} = \sum_{d=1}^k d \Omega_d$  and analyze the sample complexity  $n$  as a function of  $\bar{d}$  and the number  $k$  of objects. By assuming that  $d$  follows the prescribed distribution, we can generate a potentially unlimited number of queries by using the encoding rule employed by Fountain codes. Moreover, with a properly designed degree distribution  $(\Omega_1, \dots, \Omega_k)$ , we can guarantee that for any set of fixed number of measurements it is possible to recover the  $k$  object labels with high probability. Our framework naturally models the situation where queries are erased with arbitrary (unknown) probabilities.

The main contribution in this paper is to characterize the fundamental tradeoffs between recovery accuracy, query difficulty, and sample complexity for this parity crowdsourcing model under the exact and almost exact recovery conditions. These recovery conditions have also been considered for community detection as reviewed in [16]. However, different from almost exact recovery for community detection, where the recovery is said to be successful if any  $1 - o(1)$  fraction of attributes can be recovered with high probability, we consider the exact missing fraction  $\delta = o(1)$  and analyze the necessary and sufficient sample complexity, obtaining an explicit expression as a function of  $\delta$ . Thus, our results show how the missing fraction  $\delta$  affects the required sample complexity  $n$  in guaranteeing the recovery of the  $(1 - \delta)k$  attributes.

## B. Notations

We use the notation  $\oplus$  for XOR of binary variables, i.e., for  $a, b \in \{0, 1\}$ ,  $a \oplus b = 0$  iff  $a = b$  and  $a \oplus b = 1$  iff  $a \neq b$ . We denote by  $e_j$  the  $k$ -dimensional unit vector with its  $j$ -th element equal to 1. For a vector  $\mathbf{x}$ ,  $\|\mathbf{x}\|_1$  denotes the number of 1's in the vector  $\mathbf{x}$ . For vectors  $\mathbf{x}$  and  $\mathbf{y}$ , the inner product between  $\mathbf{x}$  and  $\mathbf{y}$  is denoted by  $\mathbf{x} \cdot \mathbf{y}$ . For two integers  $\beta$  and  $\gamma$ , we use the notation  $\beta \equiv \gamma$  to indicate that  $\text{mod}(\beta, 2) = \text{mod}(\gamma, 2)$ . For two vectors  $\mathbf{x} = (x_1, x_2, \dots, x_k)$  and  $\mathbf{y} = (y_1, y_2, \dots, y_k)$ ,  $\mathbf{x} \equiv \mathbf{y}$  means that  $\text{mod}(x_i, 2) = \text{mod}(y_i, 2)$  for all  $i \in \{1, 2, \dots, k\}$ . We use the  $o(\cdot)$ ,  $\omega(\cdot)$ ,  $O(\cdot)$  and  $\Theta(\cdot)$  notations to describe the asymptotics of real sequences  $\{a_k\}$  and  $\{b_k\}$ :  $a_k = o(b_k)$  is equivalent to the condition that for every positive constant  $\epsilon$  there exists  $k_0$  such that  $|a_k| \leq \epsilon b_k$  for all  $k \geq k_0$ ;  $a_k = \omega(b_k)$  is equivalent to the condition that for every positive constant  $M$  there exists  $k_0$  such that  $|a_k| > M|b_k|$  for all  $k \geq k_0$ ;  $a_k = O(b_k)$  implies that  $|a_k| \leq M|b_k|$  for some positive real number  $M$ .

for all  $k \geq k_1$ ;  $a_k = \Theta(b_k)$  implies that  $a_k \leq Mb_k$  and  $a_k \geq M'b_k$  for some positive real numbers  $M$  and  $M'$  for all  $k \geq k_2$ . The logarithmic function  $\log$  is with base  $e$ .

## II. PARITY-BASED QUERY CROWDSOURCING PROBLEM

Consider a database of  $k$  objects, where each object has a binary attribute. The attributes of the  $k$  objects are denoted by a  $k$ -dimensional binary random vector  $\mathbf{x} = (X_1, X_2, \dots, X_k) \in \{0, 1\}^k$ . We aim to recover  $(X_1, X_2, \dots, X_k)$  by querying workers in a crowdsourcing system. For each query we select a subset of objects of size  $d \leq k$  from the database and ask a worker whether the total number of objects in the subset that have binary label equal to 1 is an odd or even number. Each query is randomly assigned to a worker in the crowdsourcing system and the worker either responds with a correct binary answer or declines to respond if the worker is unsure about the answer. The worker's decision either to respond or not to respond is modeled as random. Our goal is to design a sequence of queries such that the  $k$  attributes can be recovered with high probability by as few answers as possible. Moreover, we aim to guarantee recovery with high probability, regardless of which subset of the queries was answered as long as the number  $n$  of collected answers exceeds a certain threshold.

To design queries for the parity response model, we need to specify a sequence of subsets of objects to be queried. Consider a  $k$ -dimensional object selection vector  $\mathbf{v}_i = (v_{i1}, v_{i2}, \dots, v_{ik})$  that specifies the subset of objects for the  $i$ -th query, i.e., when  $v_{ij} = 1$  the  $j$ -th object is included in the  $i$ -th subset and  $v_{ij} = 0$  otherwise. The answer to the  $i$ -th query is then

$$Y_i = \text{mod} \left( \sum_{j=1}^k v_{ij} X_j, 2 \right) = v_{i1} X_1 \oplus \dots \oplus v_{ik} X_k. \quad (3)$$

This answer is received only when the worker to whom the  $i$ -th query is assigned decides to respond to the query. A worker's random decision to respond or not to respond to queries can be modeled as a BEC. The probability of erasure is unknown and is possibly time-varying depending on which worker works on the current query.

To design queries, or equivalently to specify the object selection vectors  $\{\mathbf{v}_i\}$ , we use an analogy between the query design problem and channel coding. When the attributes  $(X_1, X_2, \dots, X_k)$  of the  $k$  objects are viewed as input symbols (information bits) and the correct answers  $(Y_1, Y_2, \dots)$  to the sequence of queries are viewed as encoding symbols, the process of designing  $\{\mathbf{v}_i\}$  is equivalent to channel coding for the BEC with unknown erasure probabilities. This motivates us to use Fountain codes, also known as erasure rateless codes, which have been known to achieve the capacity of the BEC even when the channel erasure probability is unknown.

Specifically, we propose to design the object selection vectors  $\{\mathbf{v}_i\}$  using a querying strategy that is analogous to the encoding rule of LT codes [6], a type of Fountain code. Let  $(\Omega_1, \dots, \Omega_k)$  be a distribution on  $\{1, \dots, k\}$  where  $\Omega_d$  denotes the probability that the value  $d$  is chosen,  $\sum_{d=1}^k \Omega_d = 1$ . In the query design process, each vector  $\mathbf{v}_i$  is generated independently and randomly by first sampling a weight  $d \in \{1, 2, \dots, k\}$  from the distribution  $(\Omega_1, \dots, \Omega_k)$  and then selecting a  $k$ -dimensional vector of weight  $d$  uniformly at random from the set of  $\binom{k}{d}$  vectors of weight  $d$  in  $\{0, 1\}^k$ . This query design process can generate a potentially unlimited number of queries as  $k$  increases, along with the corresponding encoding symbols  $(Y_1, Y_2, \dots)$ . Due to random erasures from the BEC, we only receive a random subset of these encoding symbols. The relation between the  $k$  input symbols and  $n$  output (encoding) symbols can be depicted by a bipartite graph with  $k$  input nodes on one side and  $n$  output nodes on the other side as shown in Fig 1. The size  $d$  of the subset of objects for a single query is equal to the degree (the number of connected edges) of each output node. In [6], an optimal degree distribution  $(\Omega_1, \dots, \Omega_k)$  was provided with which the  $k$  input symbols can be recovered with high probability from any set of  $n = k(1 + \epsilon)$  output symbols for any  $\epsilon > 0$ . However, for this distribution, the average degree size increases with  $k$  on the order of  $\Theta(\log k)$ , which means that a worker would need on average to know the attributes of  $\Theta(\log k)$  objects in order to answer one query.

To account for a worker's limited capability to answer difficulty queries, we introduce a notion called *query difficulty*. Denote by  $\bar{d}$  the average degree of the output nodes,

$$\bar{d} = \sum_{d=1}^k d \cdot \Omega_d. \quad (4)$$

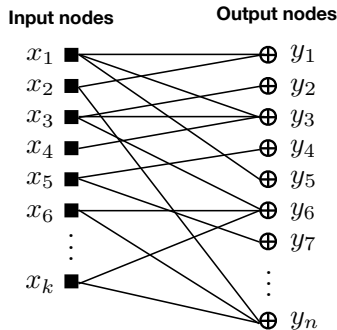


Fig. 1. Bipartite graph between input nodes and output nodes in the crowdsourcing system, where the input nodes represent the binary attributes of  $k$  objects that we aim to recover and the  $n$  output nodes represent the received answers from workers to the parity-based query about a subset of the objects. The edges between input nodes and output nodes specify the subset of input nodes that generates the parity measurement at each output node.

This number  $\bar{d}$  represents the number of object labels on average that the worker must be able to identify per query. We call this number query difficulty and aim to analyze the trade-offs between the query difficulty and the number  $n$  of output symbols (collected answers) to recover the  $k$  input symbols.

The process of recovering the  $k$  input symbols from the  $n$  output symbols is called information recovery or decoding. Denote by  $\hat{\mathbf{x}}(\mathbf{y}) = (\hat{x}_1(\mathbf{y}), \hat{x}_2(\mathbf{y}), \dots, \hat{x}_k(\mathbf{y}))$  the estimate of  $\mathbf{x}$  given  $\mathbf{y}$ . Define the agreement measure  $A(\mathbf{x}, \hat{\mathbf{x}}(\mathbf{y}))$  between  $\mathbf{x}$  and  $\hat{\mathbf{x}}(\mathbf{y})$  by the fraction of common components between  $\mathbf{x}$  and  $\hat{\mathbf{x}}(\mathbf{y})$ , i.e.,

$$A(\mathbf{x}, \hat{\mathbf{x}}(\mathbf{y})) = \frac{1}{k} \sum_{i=1}^k \mathbb{1}(x_i = \hat{x}_i(\mathbf{y})). \quad (5)$$

In this paper, we focus on the following two types of recovery conditions:

- Exact recovery: Estimator  $\hat{\mathbf{x}}$  exactly recovers  $\mathbf{x}$  if  $\Pr(A(\mathbf{x}, \hat{\mathbf{x}}(\mathbf{y})) = 1) \rightarrow 1$  as  $k \rightarrow \infty$ .
- Almost exact recovery of  $\alpha$  fraction: For a given  $\alpha = 1 - \delta$  with  $\delta = o(1)$ , estimator  $\hat{\mathbf{x}}$  almost exactly recovers  $\mathbf{x}$  for  $\alpha$  fraction if  $\Pr(A(\mathbf{x}, \hat{\mathbf{x}}(\mathbf{y})) \geq \alpha) \rightarrow 1$  as  $k \rightarrow \infty$ .

Define the probability of error for exact recovery and that for almost exact recovery for  $\alpha$  fraction as

$$P_e^{(k)} = \min_{\hat{\mathbf{x}}(\cdot)} \Pr(A(\mathbf{x}, \hat{\mathbf{x}}(\mathbf{y})) \neq 1), \quad (6)$$

$$P_{e,\alpha}^{(k)} = \min_{\hat{\mathbf{x}}(\cdot)} \Pr(A(\mathbf{x}, \hat{\mathbf{x}}(\mathbf{y})) < \alpha), \quad (7)$$

respectively. The minimum number  $n$  of queries required to guarantee  $P_e^{(k)} \rightarrow 0$  as  $k \rightarrow \infty$ , minimized over all output degree distributions  $(\Omega_1, \dots, \Omega_k)$  for a fixed  $k$  and  $\bar{d}$ , is called *sample complexity for exact recovery*, and the corresponding  $n$  for  $P_{e,\alpha}^{(k)} \rightarrow 0$  is called *sample complexity for almost exact recovery of  $\alpha$  fraction*. We establish fundamental limits on the sample complexities for the two recovery conditions for any fixed value of query difficulty  $\bar{d}$ .

### III. FUNDAMENTAL TRADE-OFFS BETWEEN SAMPLE COMPLEXITY AND QUERY DIFFICULTY

In this section, we state the necessary and sufficient conditions on the sample complexity  $n$  for exact recovery and those for almost exact recovery of  $\alpha$  fraction, when the sequence of queries is generated by a random parity-based querying strategy analogous to the encoding rule of LT codes, constrained to an average query difficulty  $\bar{d}$ .

#### A. Exact Recovery

In this section, we establish necessary and sufficient conditions on the sample complexity  $n$  guaranteeing exact recovery. We first state the necessary condition on the sample complexity  $n$ . This necessary condition is established for any parity query strategy that for each query draws  $d$  at random from a distribution  $(\Omega_1, \Omega_2, \dots, \Omega_k)$  and then queries subsets drawn at random according to any distribution over the  $\binom{k}{d}$  possible subsets of size  $d$ .

*Proposition 1: To reliably recover  $k$  input symbols with  $P_e^{(k)} \leq 1/k^u$  for some constant  $u > 0$  from parity-based querying with average query difficulty  $\bar{d}$ , it is necessary that*

$$n \geq c_l \cdot \max \left\{ k, \frac{k \log k}{\bar{d}} \right\}, \quad (8)$$

for some constant  $c_l > 0$ , independent of  $k$  and  $\bar{d}$ .

*Proof:* Showing the necessity of  $n \geq k$  is straightforward. Each output symbol  $Y_i = \text{mod} \left( \sum_{j=1}^k v_{ij} X_j, 2 \right)$  represents a linear equation of  $k$  unknown input symbols  $(X_1, X_2, \dots, X_k)$ . Since there are  $k$  unknowns, it is necessary to have at least  $n = k$  linear equations for this linear system to have a unique solution.

The necessity of  $n \geq (c_l k \log k)/\bar{d}$  follows from a property of random graphs. In the bipartite graph between input nodes and output nodes as in Fig 1, we say that an input node is isolated if it is not connected to any of the output nodes. The error probability  $P_e^{(k)}$  is bounded below by the probability that a fixed input node is isolated, since when an input node is isolated a decoding error occurs and exact recovery is impossible.

In [7], the probability that a fixed input node of an LT code is isolated was calculated under the assumption that the edges from each output node are connected to input nodes uniformly at random. We first review this special case for the purpose of generalizing [7] to general distributions. Consider a fixed input node and an output node of degree  $d$ . The probability that the fixed input node is not connected to this output node of degree  $d$  equals  $1 - d/k$  where  $d$  input nodes are chosen uniformly at random among the total  $k$  input nodes. Since an output node has degree  $d$  with probability  $\Omega_d$ , the probability that the fixed input node is not connected to an output node equals

$$\sum_{d=0}^k \Omega_d (1 - d/k) = 1 - \bar{d}/k. \quad (9)$$

Since there are  $n$  output nodes and these output nodes are sampled independently, the probability that the fixed input node is isolated (not connected to any of those output nodes) equals

$$\left( 1 - \frac{\bar{d}}{k} \right)^n. \quad (10)$$

By the mean value theorem, it can be shown that  $(1 - \bar{d}/k)^n \geq e^{-\beta/(1-\beta/n)}$  where  $\beta = n\bar{d}/k$ . Since the decoding error probability  $P_e^{(k)}$  is lower bounded by the probability that an input node is isolated, to satisfy  $P_e^{(k)} \leq 1/k^u$  for some constant  $u > 0$ , it is necessary that  $e^{-\beta/(1-\beta/n)} \leq 1/k^u$ , which is equivalent to

$$\begin{aligned} \beta &\geq \log k \cdot \frac{u}{1 + (u \log k)/n} \\ &\geq c_l \log k, \end{aligned} \quad (11)$$

for some constant  $c_l > 0$  as shown in [7]. By plugging in  $\beta = n\bar{d}/k$ , we get

$$n\bar{d} \geq c_l k \log k. \quad (12)$$

We turn to the more general case where the  $d$  edges from an output node are connected to  $d$  input nodes chosen by non-uniform random selection. Consider an input node that has the smallest probability to be connected to an output node among all the  $k$  input nodes. For such an input node, the probability that this input node is not connected to any of the  $n$  output nodes of average degree  $\bar{d}$  is larger than the probability in (10), which was derived under the assumption of uniform random selection. The condition (12) on the sample complexity is thus necessary not only for the encoding rule of LT codes but also for arbitrary encoding rules as long as the output nodes (the parity measurements) are generated independently by an identical distribution with average query difficulty  $\bar{d}$ . ■

A main contribution of this paper is to show that the bound in (8) is indeed achievable (up to constant scaling) for any  $\bar{d}$  from  $\Theta(1)$  to  $\Theta(\log k)$  by a properly designed LT code and the corresponding parity-based querying. We provide a particular output degree distribution  $(\Omega_1, \dots, \Omega_k)$  for which we can control the query difficulty  $\bar{d}$  from  $\Theta(1)$  to  $\Theta(\log k)$  and show that it is possible to reliably recover  $k$  input symbols with sample complexity obeying  $n = c_u \cdot \max \left\{ k, \frac{k \log k}{\bar{d}} \right\}$ , for some constant  $c_u > 0$ , possibly different from  $c_l$  in (8).

Suppose that distribution  $(\Omega_1, \dots, \Omega_k)$  is set to the soliton distribution with the maximum degree  $D$

$$\Omega_d = \begin{cases} \frac{1}{D} & \text{if } d = 1 \\ \frac{1}{d(d-1)} & \text{if } 2 \leq d \leq D \\ 0 & \text{if } d > D, \end{cases} \quad (13)$$

for some  $D \in \{2, 3, \dots, k\}$ . Here, for simplicity, we assume that  $k \geq 3$ . Note that under the soliton distribution the query difficulty scales as  $\log D$  since

$$\log(D+1) < \bar{d} = \frac{1}{D} + \sum_{d=2}^D \frac{1}{d-1} = \sum_{d=1}^D \frac{1}{d} < \log D + 1. \quad (14)$$

Therefore, as  $D$  increases from 2 to  $k$ , the query difficulty  $\bar{d}$  scales from  $\log 3$  to  $\log k$ .

*Theorem 1:* Assume that the parity-based querying strategy randomly chooses  $d$  objects for each query, where for each query  $d$  is randomly selected according to the soliton distribution (13). Then the  $k$  input symbols can be exactly recovered with overwhelming probability, i.e.,  $P_e^{(k)} \rightarrow 0$  as  $k \rightarrow \infty$ , with sample complexity

$$n = c_u \cdot \max \left\{ k, \frac{k \log k}{\bar{d}} \right\}, \quad (15)$$

for some constant  $c_u > 0$ , where  $\bar{d}$  is the average query difficulty, which is in between  $\log(D+1) < \bar{d} < \log D + 1$ . The proof of Theorem 1 will be presented in Section IV-A. The proof uses the equivalence of the query strategy stated in Thm. 1 and a modified LT encoding rule that uses the soliton distribution (13).

Theorem 1 states that when the query difficulty is  $\bar{d} = O(\log k)$ , the sample complexity  $n$  to reliably recover  $k$  input symbols (the attributes of  $k$  objects) is inversely proportional to the query difficulty  $\bar{d}$ . When the query difficulty does not increase with  $k$ , i.e.,  $\bar{d} = \Theta(1)$ , it is necessary and sufficient to have  $n = \Theta(k \log k)$ . In this regime, the ratio between  $k$  and  $n$  converges to 0 as  $k \rightarrow \infty$ . On the other hand, when we increase the query difficulty to  $\bar{d} = \Theta(\log k)$ , it is enough to have  $n = \Theta(k)$ , which results in a positive limit of  $k/n$  as  $k \rightarrow \infty$ .

Theorem 1 shows that with the number  $n$  of collected answers no larger than (15), we can reliably recover the attributes of  $k$  objects as  $k \rightarrow \infty$ . Moreover, this number of answers is optimal up to constants, as stated by Proposition 1. This establishes the optimality of the specified soliton-distributed random subset selection rule of Thm. 1. Here, the optimality is respect to sample complexity for exact recovery for a fixed query difficulty.

## B. Almost Exact Recovery

The aim of almost exact recovery is to reliably recover a fraction  $\alpha = (1 - \delta)$  of total object attributes where  $\delta = o(1)$  as  $k \rightarrow \infty$ . We first find necessary conditions on  $n$  to guarantee  $P_{e,\alpha}^{(k)} \rightarrow 0$  as  $k \rightarrow \infty$  for a fixed query difficulty  $\bar{d}$ .

*Theorem 2:* Assume that the parity-based query design strategy randomly chooses  $d$  objects for each query, where for each query  $d$  is randomly selected according to a distribution  $(\Omega_1, \dots, \Omega_k)$  satisfying  $\bar{d} = \sum_{d=1}^k d\Omega_d$  and  $\sum_d d^2\Omega_d \ll k\bar{d}$ . Then to reliably recover a fixed proportion  $\alpha k = (1 - \delta)k$  of input symbols, i.e., for  $P_{e,\alpha}^{(k)} \rightarrow 0$  as  $k \rightarrow \infty$  for  $\delta = o(1)$ , the sample complexity  $n$  must satisfy

$$n \geq (1 - \epsilon) \cdot \max \left\{ k(1 - H_B(\delta) - \delta), \frac{k \log(1/\delta)}{\bar{d}} \right\}, \quad (16)$$

for any  $\epsilon > 0$  independent of  $k, \delta$  and  $\bar{d}$ , where  $H_B(\delta) = -\delta \log \delta - (1 - \delta) \log(1 - \delta)$ .

The proof of Theorem 2 will be presented in Section IV-B.

Theorem 2 provides two kinds of necessary conditions on the sample complexity  $n$ . The first necessary condition,  $n \geq (1 - \epsilon)k(1 - H_B(\delta) - \delta)$ , is from Fano's inequality [17], and this condition does not depend on the query difficulty  $\bar{d}$ . The second necessary condition,  $n \geq (1 - \epsilon) \frac{k \log(1/\delta)}{\bar{d}}$ , follows from the fact that  $P_{e,\alpha}^{(k)}$  can never tend to 0 if more than  $\delta k$  input nodes are isolated, i.e., not connected to any of  $n$  output nodes of average degree  $\bar{d}$ , in the random bipartite graph generated by an LT code.

We next consider sufficient conditions on  $n$  to guarantee  $P_{e,\alpha}^{(k)} \rightarrow 0$ . We show that when the degree of the output nodes is generated by the soliton distribution (13), almost exact recovery of  $\alpha (= 1 - \delta)$  fraction can be achieved



with the sample complexity (17) via using a belief-propagation (BP) decoder. The BP decoder is computationally much more efficient than the maximum-likelihood (ML) decoder, which is optimal in terms of minimizing the block decoding error probability. In this way we demonstrate that the optimal sample complexity for almost exact recovery, at a fixed level of query difficulty, is achievable up to constant factors by a computationally-efficient decoding algorithm, which only requires  $O(k \log(1/\delta))$  operations for  $1/\delta \leq k$ .

Referring to the bipartite graph between input nodes and output nodes shown in Fig. 1, the BP decoding process works as follows. We say that an input node is uncovered if its value is unknown, and is covered if its value is known. All input nodes are initially uncovered. At the first step the BP decoder finds all output nodes of degree one and recovers the values of their unique neighboring input nodes. At each subsequent step the decoder *processes* one covered input node by adding (XORing) its value to all the connected output nodes and then removing it (with all its edges) from the graph. Following Luby's terminology [6], we say that an output node is *released* by the processing of the input node if its degree is larger than 1 before the processing, and it is equal to 1 after the processing. The newly released output nodes may increase the number of the covered input nodes if their unique neighboring input nodes have not yet been covered. If the number of covered input nodes that have not yet been processed does not drop to 0 until  $\alpha k$  input nodes are processed, the decoding of  $\alpha k$  input nodes is successful. In the following theorem, we prove sufficient conditions on the sample complexity  $n$  for this BP decoding algorithm to be successful, where the output nodes are independently generated by the encoding rule of LT codes.

*Theorem 3: Assume that the parity-based query design randomly chooses  $d$  objects for each query, where for each query  $d$  is randomly selected according to the soliton distribution (13). Then, if the average query difficulty satisfies  $\bar{d} > 1$ , at least  $\alpha k = (1 - \delta)k$  input symbols can be reliably recovered via using the BP decoder, i.e.,  $P_{e,\alpha}^{(k)} \rightarrow 0$  as  $k \rightarrow \infty$  for  $\delta = o(1)$ , with sample complexity*

$$n = c \cdot \max \left\{ k, \frac{k \log(1/\delta)}{\bar{d} - 1} \right\}, \quad (17)$$

for some constant  $c > 0$ . If  $\bar{d} = 1$ , it is sufficient to have  $n = (1 + \epsilon)k \log(1/\delta)$  for any  $\epsilon > 0$ .

The proof of Theorem 3 will be presented in Section IV-C.

Theorems 2 and 3 state that to guarantee reliable recovery of a fraction  $\alpha = (1 - \delta)$  of total object attributes it is necessary and sufficient that the sample complexity be  $n \approx c \cdot \max \left\{ k, \frac{k \log(1/\delta)}{\bar{d}} \right\}$ , where the query difficulty is  $\bar{d}$ . Again, we can observe a fundamental trade-off between the query difficulty and the sample complexity. For  $\bar{d} = O(\log(1/\delta))$ , the sample complexity  $n$  for almost exact recovery is inversely proportional to the query difficulty  $\bar{d}$ .

*Remark 1:* The main difference in the required sample complexities between exact recovery (Thm. 1) and almost exact recovery (Thm. 2, 3) is in the second factors in (15) and (17), i.e., for exact recovery the sample complexity should be a constant scaling of  $(k \log k)/\bar{d}$  but for almost exact recovery the sample complexity should be a constant scaling of  $(k \log(1/\delta))/\bar{d}$ . We have  $\delta = o(1)$  and  $\delta \geq \frac{1}{k}$  since  $k\delta$  should be at least 1. As  $\delta$  decreases, the required sample complexity for almost exact recovery of  $(1 - \delta)$  fraction increases logarithmically in  $(1/\delta)$ , and the required sample complexity becomes the same as that of exact recovery when  $\delta = 1/k$ .

## IV. PROOF OF MAIN RESULTS

### A. Proof of Theorem 1: Sufficient Conditions for Exact Recovery

In this section, we prove Theorem 1 by providing an upper bound on  $P_e^{(k)}$  and showing that the sample complexity  $n$  sufficient to make this upper bound converge to 0 as  $k \rightarrow \infty$  is equal to  $c_u \cdot \max\{k, (k \log k)/\bar{d}\}$  for some constant  $c_u > 0$ . The proof uses the analogy between the stated parity-based query strategy and the encoding rule of LT codes.

Consider  $P_e^{(k)}$  defined in (6). We consider the maximum likelihood (ML) decoding rule for  $\hat{\mathbf{x}}(\cdot)$ . Assume that we collect  $n$  output symbols  $(Y_1, \dots, Y_n)$  each of which equals  $Y_i = \text{mod} \left( \sum_{j=1}^n v_{ij} X_j, 2 \right)$ . Consider a matrix  $A$  whose  $i$ -th row is  $\mathbf{v}_i = (v_{i1}, v_{i2}, \dots, v_{ik})$ , i.e.,

$$A := [\mathbf{v}_1; \mathbf{v}_2; \dots; \mathbf{v}_n]. \quad (18)$$

We call  $A$  a sampling matrix. Given  $(Y_1, \dots, Y_n)$  and the sampling matrix  $A$ , the ML decoding rule finds  $\mathbf{x} = (X_1, X_2, \dots, X_k)^T \in \{0, 1\}^k$  such that

$$A\mathbf{x} \equiv (Y_1, Y_2, \dots, Y_n)^T. \quad (19)$$

If there is a unique solution  $\mathbf{x} \in \{0, 1\}^k$  for this linear system, then we set  $\hat{\mathbf{x}}(\mathbf{y}) = \mathbf{x}$ . If there is more than one  $\mathbf{x}$  satisfying this linear system, then an error is declared. The probability of error is thus equal to

$$P_e^{(k)} = \sum_{\mathbf{x} \in \{0, 1\}^k} \Pr(\mathbf{x}) \Pr(\exists \mathbf{x}' \neq \mathbf{x} \text{ such that } A\mathbf{x}' \equiv A\mathbf{x}). \quad (20)$$

Due to symmetry, the probabilities  $\Pr(\exists \mathbf{x}' \neq \mathbf{x} \text{ such that } A\mathbf{x}' \equiv A\mathbf{x})$  are equal for every  $\mathbf{x} \in \{0, 1\}^k$ . Thus, we focus on the case where  $\mathbf{x}$  is the vector of all zeros and consider

$$P_e^{(k)} = \Pr(\exists \mathbf{x}' \neq \mathbf{0} \text{ such that } A\mathbf{x}' \equiv \mathbf{0}). \quad (21)$$

By using the union bound, it can be shown that

$$\begin{aligned} P_e^{(k)} &\leq \sum_{\mathbf{x}' \neq \mathbf{0}} \Pr(A\mathbf{x}' \equiv \mathbf{0}) = \sum_{s=1}^k \sum_{\|\mathbf{x}'\|_1=s} \Pr(A\mathbf{x}' \equiv \mathbf{0}) \\ &= \sum_{s=1}^k \binom{k}{s} \Pr\left(A \left(\sum_{i=1}^s e_i\right) \equiv \mathbf{0}\right) \end{aligned} \quad (22)$$

where  $e_i$  is the  $i$ -th standard unit vector. The last equality follows from the symmetry of the sampling matrix  $A$ . Since all the output symbols are generated independently by the identically distributed  $\mathbf{v}_i$ 's, each of which has weight  $d$  with probability  $\Omega_d$ ,

$$\begin{aligned} P_e^{(k)} &\leq \sum_{s=1}^k \binom{k}{s} \left( \Pr\left(\mathbf{v}_1 \cdot \left(\sum_{i=1}^s e_i\right) \equiv 0\right) \right)^n \\ &= \sum_{s=1}^k \left( \binom{k}{s} \left( \sum_{d=1}^k \Omega_d \Pr\left(\mathbf{v}_1 \cdot \left(\sum_{i=1}^s e_i\right) \equiv 0 \mid \|\mathbf{v}_1\|_1 = d\right) \right) \right)^n. \end{aligned} \quad (23)$$

We next analyze

$$\Pr\left(\mathbf{v}_1 \cdot \left(\sum_{i=1}^s e_i\right) \equiv 0 \mid \|\mathbf{v}_1\|_1 = d\right). \quad (24)$$

Note that  $\mathbf{v}_1 \cdot (\sum_{i=1}^s e_i) \equiv 0$  if and only if there are even number of 1's in the first  $s$  entries of  $\mathbf{v}_1$ . For the encoding rule of LT codes, this probability equals

$$\Pr\left(\mathbf{v}_1 \cdot \left(\sum_{i=1}^s e_i\right) \equiv 0 \mid \|\mathbf{v}_1\|_1 = d\right) = \frac{\sum_{\substack{i \leq d \\ i \text{ is even}}} \binom{s}{i} \binom{k-s}{d-i}}{\binom{k}{d}}, \quad (25)$$

since  $d$  entries are chosen uniformly at random among  $k$  entries.

We next provide an upper bound on (25). Define

$$I_d = \sum_{\substack{i \leq d \\ i \text{ is even}}} \binom{s}{i} \binom{k-s}{d-i}. \quad (26)$$

In the following lemma, we provide an upper bound on  $I_d$  as a multiple of  $\binom{k}{d}$ . The proof of this lemma is based on that of a similar lemma provided in [15], where the upper bound on  $I_d$  is stated depending on the regimes of  $s$  for a fixed  $d$ . We provide an alternative version where the upper bound on  $I_d$  depends on the regimes of  $d$  for a fixed  $s$ .

*Lemma 1: Consider the case that  $s \leq \frac{k}{2}$  (i.e.,  $s \leq k - s$ ). Define*

$$\kappa(s) = \frac{k - s + 1}{2s + 1}. \quad (27)$$

1) For  $d \leq \frac{k}{2}$  (or,  $k - d \geq d$ ), when we define  $\beta = \frac{k-d+1}{d}$ ,

$$I_d \leq \begin{cases} \left(1 - \frac{2s}{5\beta}\right) \binom{k}{d}, & \text{when } d < \kappa(s), \\ \frac{4}{5} \binom{k}{d}, & \text{when } d \geq \kappa(s). \end{cases} \quad (28)$$

2) For  $d > \frac{k}{2}$  (or,  $k - d < d$ ), when we define  $\beta' = \frac{d+1}{k-d}$ ,

$$I_d \leq \begin{cases} \left(1 - \frac{2s}{5\beta'}\right) \binom{k}{d}, & \text{when } d > k - \kappa(s), \\ \frac{4}{5} \binom{k}{d}, & \text{when } d \leq k - \kappa(s). \end{cases} \quad (29)$$

In the case  $s > \frac{k}{2}$ , we can obtain the bounds for  $I_d$  simply by changing  $s$  to  $k - s$ .

*Proof:* Appendix A. ■

By using Lemma 1 and (25), the upper bound on  $P_e^{(k)}$  in (23) can be further bounded by

$$\begin{aligned} P_e^{(k)} &\leq 2 \sum_{s \leq \frac{k}{2}} \binom{k}{s} \left( \sum_{d=1}^{\lceil \kappa(s) \rceil - 1} \left(1 - \frac{2s}{5\beta}\right) \Omega_d + \sum_{d=\lceil \kappa(s) \rceil}^{k - \lceil \kappa(s) \rceil} \frac{4}{5} \Omega_d + \sum_{d=k - \lceil \kappa(s) \rceil + 1}^k \left(1 - \frac{2s}{5\beta'}\right) \Omega_d \right)^n \\ &= 2 \sum_{s \leq \frac{k}{2}} \binom{k}{s} (1 - \Sigma_s)^n \leq 2 \sum_{s \leq \frac{k}{2}} \binom{k}{s} e^{-n\Sigma_s}, \end{aligned} \quad (30)$$

where we let

$$\Sigma_s = \frac{1}{5} \sum_{d=\lceil \kappa(s) \rceil}^{k - \lceil \kappa(s) \rceil} \Omega_d + \frac{2s}{5} \left( \sum_{d=1}^{\lceil \kappa(s) \rceil - 1} \frac{d \Omega_d}{k - d + 1} + \sum_{d=k - \lceil \kappa(s) \rceil + 1}^k \frac{(k - d) \Omega_d}{d + 1} \right). \quad (31)$$

Suppose that distribution of  $d$ ,  $\{\Omega_d\}$ , is given by a soliton distribution defined in (13). Here, as above, we assume that  $D \in \{2, 3, \dots, k\}$  and  $k \geq 3$ . For this soliton distribution, we provide an upper bound on  $\binom{k}{s} e^{-n\Sigma_s}$  in (30) for  $s \leq \frac{k}{2}$  depending on the regime of  $\lceil \kappa(s) \rceil$  with conditions on the sample complexity  $n$ .

*Lemma 2: With the sample complexity*

$$n \geq c_u \max \left\{ k, \frac{k \log k}{d} \right\} \quad (32)$$

for some constant  $c_u > 0$ , the term  $\binom{k}{s} e^{-n\Sigma_s}$  is bounded above as follows.

1) If  $\lceil \kappa(s) \rceil > D$ ,

$$\binom{k}{s} e^{-n\Sigma_s} < k^{-s}. \quad (33)$$

2) If  $4 \leq \lceil \kappa(s) \rceil \leq D$

$$\binom{k}{s} e^{-n\Sigma_s} \leq \begin{cases} k^{-s} & \text{if } s \leq \sqrt{k}, \\ 2^{-2\sqrt{k}} & \text{if } \sqrt{k} < s \leq k/2. \end{cases} \quad (34)$$

3) If  $\lceil \kappa(s) \rceil \leq 3$ ,

$$\binom{k}{s} e^{-n\Sigma_s} \leq 2^k e^{-k}. \quad (35)$$

*Proof:* Appendix B. ■

We remark that the case 2) does not occur when  $D \in \{2, 3\}$ .

From Lemma 2, when the sample complexity  $n$  satisfies (32) we can further bound  $P_e^{(k)}$  in (30) by

$$\begin{aligned} P_e^{(k)} &\leq 2 \sum_{s \leq \frac{k}{2}} \left( k^{-s} + 2^{-2\sqrt{k}} + 2^k e^{-k} \right) \\ &\leq c' \left( \frac{1}{k-1} + k 2^{-2\sqrt{k}} + k 2^k e^{-k} \right) \end{aligned} \quad (36)$$

for some constant  $c' > 0$ . Note that this upper bound converges to 0 as  $k \rightarrow \infty$ .

### B. Proof of Theorem 2: Necessary Conditions for Almost Exact Recovery

Theorem 2 asserts that to reliably recover with average query difficulty  $\bar{d}$  a fixed proportion  $(1 - \delta)k$  of input symbols for  $\delta = o(1)$  from the specified parity-based querying strategy, it is necessary that

$$n \geq (1 - \epsilon) \cdot \max \left\{ k(1 - \delta - H_{\mathbb{B}}(\delta)), \frac{k \log(1/\delta)}{\bar{d}} \right\} \quad (37)$$

for any  $\epsilon > 0$  independent of  $k, \delta$  and  $\bar{d}$ . We show this result by proving the two lower bounds in (37) separately, again using the analogy between the parity-based querying strategy and LT codes.

In Lemma 3 below, by using Fano's inequality [17] we show that to make  $P_{e,\alpha}^{(k)} \rightarrow 0$  as  $k \rightarrow \infty$  it is necessary that  $n \geq (1 - \epsilon)k(1 - \delta - H_{\mathbb{B}}(\delta))$ . A slightly tighter bound can also be proved by using the converse of the rate-distortion theorem [18], but the difference between the two bounds is just  $O(\delta)$ , which is negligible when  $\delta = o(1)$ .

*Lemma 3: To guarantee  $P_{e,\alpha}^{(k)} \rightarrow 0$  as  $k \rightarrow \infty$ , it is necessary that*

$$n \geq (1 - \epsilon)k(1 - H_{\mathbb{B}}(\delta) - \delta) \quad (38)$$

for any  $\epsilon > 0$  independent of  $k$  and  $\delta$ .

*Proof:* We use Fano's inequality to prove this. Define an indicator of the error event:

$$\mathbb{1}_E = \begin{cases} 0, & \text{when } A(\mathbf{x}, \hat{\mathbf{x}}(Y^n)) \geq \alpha, \\ 1, & \text{when } A(\mathbf{x}, \hat{\mathbf{x}}(Y^n)) < \alpha. \end{cases} \quad (39)$$

Denote the error probability with  $\hat{\mathbf{x}}(\cdot)$  that minimizes  $\Pr(A(\mathbf{x}, \hat{\mathbf{x}}(Y^n)) < \alpha)$  by  $P_{e,\alpha}^{(k)}$ . The conditional entropy  $H(\mathbf{x}, \mathbb{1}_E | \hat{\mathbf{x}})$  can be bounded above as

$$\begin{aligned} H(\mathbf{x}, \mathbb{1}_E | \hat{\mathbf{x}}) &= H(\mathbb{1}_E | \hat{\mathbf{x}}) + H(\mathbf{x} | \mathbb{1}_E, \hat{\mathbf{x}}) \\ &\leq \log 2 + (1 - P_{e,\alpha}^{(k)}) \cdot H(\mathbf{x} | \mathbb{1}_E = 0, \hat{\mathbf{x}}) + P_{e,\alpha}^{(k)} \cdot H(\mathbf{x} | \mathbb{1}_E = 1, \hat{\mathbf{x}}). \end{aligned} \quad (40)$$

When  $\mathbb{1}_E = 0$ ,  $\mathbf{x}$  and  $\hat{\mathbf{x}}$  have at least  $\alpha k$  common symbols. Define a random variable  $Z \in \left\{1, \dots, \binom{k}{\alpha k}\right\}$  that specifies the location of those  $\alpha k$  common symbols in the length- $k$  input vector  $\mathbf{x}$ . Note that

$$\begin{aligned} H(\mathbf{x} | \mathbb{1}_E = 0, \hat{\mathbf{x}}) &\leq H(\mathbf{x}, Z | \mathbb{1}_E = 0, \hat{\mathbf{x}}) \\ &= H(Z | \mathbb{1}_E = 0, \hat{\mathbf{x}}) + H(\mathbf{x} | \mathbb{1}_E = 0, \hat{\mathbf{x}}, Z) \\ &\leq \log \binom{k}{\alpha k} + (1 - \alpha)k \\ &\leq kH_{\mathbb{B}}(\alpha) + (1 - \alpha)k + o(k) \end{aligned} \quad (41)$$

where  $H_{\mathbb{B}}(\alpha) = -\alpha \log \alpha - (1 - \alpha) \log(1 - \alpha)$ . By using (41), we can further bound  $H(\mathbf{x}, \mathbb{1}_E | \hat{\mathbf{x}})$  in (40) by

$$\begin{aligned} H(\mathbf{x}, \mathbb{1}_E | \hat{\mathbf{x}}) &\leq \log 2 + (1 - P_{e,\alpha}^{(k)}) (kH_{\mathbb{B}}(\alpha) + (1 - \alpha)k) + P_{e,\alpha}^{(k)} \cdot k + o(k) \\ &= \log 2 + k \left( H_{\mathbb{B}}(\alpha) + (1 - \alpha) + P_{e,\alpha}^{(k)}(\alpha - H_{\mathbb{B}}(\alpha)) \right) + o(k). \end{aligned} \quad (42)$$

By using this upper bound and the data processing inequality for  $\mathbf{x} \rightarrow \mathbf{y} \rightarrow \hat{\mathbf{x}}$ , we can show that

$$\begin{aligned} k &= H(\mathbf{x}) \\ &= H(\mathbf{x} | \hat{\mathbf{x}}) + I(\mathbf{x}; \hat{\mathbf{x}}) \\ &\leq H(\mathbf{x}, \mathbb{1}_E | \hat{\mathbf{x}}) + I(\mathbf{x}; \mathbf{y}) \\ &\leq \log 2 + k \left( H_{\mathbb{B}}(\alpha) + (1 - \alpha) + P_{e,\alpha}^{(k)}(\alpha - H_{\mathbb{B}}(\alpha)) \right) + n + o(k). \end{aligned} \quad (43)$$

By rearranging terms,

$$P_{e,\alpha}^{(k)} \geq \frac{k(\alpha - H_{\mathbb{B}}(\alpha)) - n - \log 2 - o(k)}{k(\alpha - H_{\mathbb{B}}(\alpha))}. \quad (44)$$

For any constant  $\epsilon > 0$  independent of  $k$ , if

$$n < (1 - \epsilon)k(\alpha - H_{\mathbb{B}}(\alpha)), \quad (45)$$

then  $P_{e,\alpha}^{(k)} > c > 0$  for some positive constant  $c > 0$ .

Therefore, to make  $P_{e,\alpha}^{(k)} \rightarrow 0$ , it is necessary that

$$n \geq (1 - \epsilon)k(\alpha - H_{\mathbb{B}}(\alpha)) \quad (46)$$

for any constant  $\epsilon > 0$  independent of  $k$ . ■

In Lemma 4 below, by using the fact that  $P_{e,\alpha}^{(k)}$  can never tend to 0 if more than  $\delta k$  input nodes are not connected to any of  $n$  output nodes of average degree  $\bar{d}$ , we show that the sample complexity  $n$  should satisfy  $n \geq (1 - \epsilon) \frac{k \log(1/\delta)}{\bar{d}}$  for any  $\epsilon > 0$  independent of  $k$ .

*Lemma 4:* To guarantee  $P_{e,\alpha}^{(k)} \rightarrow 0$  as  $k \rightarrow \infty$  for the parity-based query strategy stated in Thm. 2, with query subset size distribution  $(\Omega_1, \dots, \Omega_k)$  satisfying  $\bar{d} = \sum_{d=1}^k d\Omega_d$  and  $\sum_d d^2\Omega_d \ll k\bar{d}$ , it is necessary that

$$n \geq (1 - \epsilon) \frac{k \log(1/\delta)}{\bar{d}} \quad (47)$$

for any  $\epsilon > 0$  independent of  $k$ ,  $\delta$  and  $\bar{d}$ , where the average query difficulty  $\bar{d} = O(\log k)$ .

*Proof:* The proof uses the second moment method to establish almost exact recovery: recovering  $\alpha k$  object attributes (symbols) with high probability where  $\alpha = 1 - \delta$  for some  $\delta = o(1)$  with  $\delta \geq 1/k$ . The subset size of a parity-based query is equivalent to the degree of an output node in the bipartite graph of Fig. 1. If more than  $(1 - \alpha)k = \delta k$  input nodes are isolated in the random bipartite graph, then it is impossible to reliably recover  $\alpha k$  or more of the input nodes with high probability, i.e., the error probability is  $\Pr(A(\mathbf{x}, \hat{\mathbf{x}}(\mathbf{y})) < \alpha) > c' > 0$  for some constant  $c' > 0$ . Therefore, we analyze the probability that more than  $(1 - \alpha)k = \delta k$  input nodes are isolated, and find a necessary condition on  $n\bar{d}$  to make this probability not converge to 1, where  $\bar{d}$  is the average degree of the output node. More precisely, we fix

$$n_c = \frac{ck \log(1/\delta)}{\bar{d}}, \quad (48)$$

for some constant  $0 < c < 1$  independent of  $k$ , and show that if  $n = n_c$  then

$$\Pr(\text{more than } \delta k \text{ input nodes are isolated}) \rightarrow 1 \quad \text{as } k \rightarrow \infty.$$

Since the number of isolated input nodes increases as the number of output nodes  $n$  decreases for a fixed query difficulty  $\bar{d}$ , it implies that it is necessary to have  $n \geq n_c$ . We assume that  $\bar{d} = O(\log k)$ , since when  $\bar{d} \gg \log k$  Lemma 3 gives a tighter necessary condition on  $n$  than (47).

The assumed condition

$$\sum_d d^2\Omega_d \ll k\bar{d}, \quad (49)$$

means that  $\Omega_d$  for  $d = \Theta(k)$  makes negligible contribution to the mean  $\bar{d}$ . Note that

$$\sum_d d^2\Omega_d \leq \sum_d kd\Omega_d = k\bar{d}. \quad (50)$$

For each input node  $i$  ( $1 \leq i \leq k$ ), we define a random variable  $Z_i$  as

$$Z_i = \begin{cases} 0 & \text{if the } i\text{-th input node is isolated,} \\ 1 & \text{if the } i\text{-th input node is connected.} \end{cases} \quad (51)$$

As computed in (10),

$$\Pr(Z_i = 0) = \left(1 - \frac{\bar{d}}{k}\right)^{n_c}, \quad \Pr(Z_i = 1) = 1 - \left(1 - \frac{\bar{d}}{k}\right)^{n_c}. \quad (52)$$

Let

$$Z = Z_1 + \dots + Z_k. \quad (53)$$

By definition,  $Z$  is the number of connected input nodes. We also have

$$\mathbb{E}[Z] = k\mathbb{E}[Z_1] = k \left( 1 - \left( 1 - \frac{\bar{d}}{k} \right)^{n_c} \right) = (1 + o(1))k(1 - e^{-\frac{n_c \bar{d}}{k}}) = (1 + o(1))k(1 - \delta^c). \quad (54)$$

For a more precise estimate in (54), note that

$$\frac{\bar{d}}{k} \leq -\log \left( 1 - \frac{\bar{d}}{k} \right) = \int_{1-\frac{\bar{d}}{k}}^1 \frac{1}{t} dt \leq \frac{\bar{d}}{k} \frac{1}{1 - (\bar{d}/k)} = \frac{\bar{d}}{k - \bar{d}}, \quad (55)$$

hence

$$e^{-\frac{n_c \bar{d}}{k - \bar{d}}} \leq \left( 1 - \frac{\bar{d}}{k} \right)^{n_c} \leq e^{-\frac{n_c \bar{d}}{k}}. \quad (56)$$

From the first inequality above, we also find that

$$e^{-\frac{n_c \bar{d}}{k}} \leq \left( 1 - \frac{\bar{d}}{k} \right)^{\frac{n_c(k - \bar{d})}{k}} = \left( 1 - \frac{\bar{d}}{k} \right)^{n_c} \left( 1 - \frac{\bar{d}}{k} \right)^{-\frac{n_c \bar{d}}{k}} = \left( 1 + O \left( \frac{n_c \bar{d}^2}{k^2} \right) \right) \left( 1 - \frac{\bar{d}}{k} \right)^{n_c}. \quad (57)$$

Thus, we obtain an estimate

$$\begin{aligned} \left( 1 - \frac{\bar{d}}{k} \right)^{n_c} &= \left( 1 + O \left( \frac{n_c \bar{d}^2}{k^2} \right) \right) e^{-\frac{n_c \bar{d}}{k}} = \left( 1 + O \left( \frac{n_c \bar{d}^2}{k^2} \right) \right) \delta^c \\ &= \left( 1 + O \left( \frac{\bar{d} \log(1/\delta)}{k} \right) \right) \delta^c = \left( 1 + O \left( \frac{(\log k)^2}{k} \right) \right) \delta^c, \end{aligned} \quad (58)$$

where in the last equality we used the assumptions that  $\bar{d} = O(\log k)$  and  $\delta \geq \frac{1}{k}$ .

To estimate  $\Pr(Z > \alpha k)$ , we compute  $\text{Var}(Z)$  and apply Markov's inequality. Since

$$\mathbb{E}[Z^2] = \mathbb{E} \left[ \left( \sum_{i=1}^k Z_i \right)^2 \right] = k\mathbb{E}[Z_1^2] + k(k-1)\mathbb{E}[Z_1 Z_2], \quad (59)$$

we need to find  $\mathbb{E}[Z_1 Z_2]$ . Since  $Z_1$  and  $Z_2$  are 0 or 1,  $\mathbb{E}[Z_1^2] = \mathbb{E}[Z_1]$  and

$$\begin{aligned} \mathbb{E}[Z_1 Z_2] &= \Pr(Z_1 Z_2 = 1) = \Pr(Z_1 = 1, Z_2 = 1) = \Pr(Z_1 = 1) - \Pr(Z_1 = 1, Z_2 = 0) \\ &= \Pr(Z_1 = 1) - (\Pr(Z_2 = 0) - \Pr(Z_1 = 0, Z_2 = 0)) \\ &= 1 - 2 \left( 1 - \frac{\bar{d}}{k} \right)^{n_c} + \Pr(Z_1 = 0, Z_2 = 0). \end{aligned} \quad (60)$$

For a fixed output node with degree  $d$ , the probability that the edges are not connected to the input nodes 1 and 2 is

$$\binom{k-2}{d} / \binom{k}{d} = \frac{(k-2)!(k-d)!}{k!(k-2-d)!} = \frac{(k-d)(k-d-1)}{k(k-1)} \quad (61)$$

and since  $d$  follows a distribution  $(\Omega_1, \dots, \Omega_k)$ ,

$$\sum_{d=1}^k \Omega_d \cdot \frac{(k-d)(k-d-1)}{k(k-1)} = \frac{k(k-1) - \bar{d}(2k-1) + \sum_d \Omega_d \cdot d^2}{k(k-1)}. \quad (62)$$

Since output nodes are generated independently, the probability that the input nodes 1 and 2 are not connected to any of  $n_c$  output nodes is

$$\left( \frac{k(k-1) - \bar{d}(2k-1) + \sum_d \Omega_d \cdot d^2}{k(k-1)} \right)^{n_c}. \quad (63)$$

Thus, we obtain that

$$\begin{aligned} \mathbb{E}[Z_1 Z_2] &= 1 - 2 \left( 1 - \frac{\bar{d}}{k} \right)^{n_c} + \left( 1 - \frac{(2k-1)\bar{d} - \sum_d \Omega_d \cdot d^2}{k(k-1)} \right)^{n_c} \\ &= 1 - 2\delta^c + \delta^{2c} + o(\delta^{2c}) + O \left( \frac{(\log k)^2 \delta^c}{k} \right), \end{aligned} \quad (64)$$

where we apply the estimate (58) and the assumption (49).

We now have from (59), (54) and (64)

$$\begin{aligned}\mathbb{E}[Z^2] &= k \left( 1 - \left( 1 - \frac{\bar{d}}{k} \right)^{n_c} \right) + k(k-1) \left( 1 - 2 \left( 1 - \frac{\bar{d}}{k} \right)^{n_c} + \left( 1 - \frac{(2k-1)\bar{d} - \sum_d \Omega_d \cdot d^2}{k(k-1)} \right)^{n_c} \right) \\ &= k(1 - \delta^c) + (k^2 - k)(1 - 2\delta^c + \delta^{2c}) + o(k^2\delta^{2c}) + O(k(\log k)^2\delta^c) \\ &= k^2(1 - \delta^c)^2 + O(k\delta^c) + o(k^2\delta^{2c}) + O(k(\log k)^2\delta^c).\end{aligned}\quad (65)$$

Note that  $\delta \geq \frac{1}{k}$ , hence  $k\delta^c \ll k(\log k)^2\delta^c \ll k^2\delta^{2c}$  for any  $0 < c < 1$ . We also have from (54) and (58) that

$$(\mathbb{E}[Z])^2 = k^2(1 - \delta^c)^2 + O(k(\log k)^2\delta^c) \quad (66)$$

hence

$$\text{Var}(Z) = \mathbb{E}[Z^2] - (\mathbb{E}[Z])^2 = o(k^2\delta^{2c}) \quad (67)$$

Therefore, from Markov's inequality,

$$\Pr(Z \geq \alpha k) = \Pr(Z - \mathbb{E}[Z] \geq \alpha k - \mathbb{E}[Z]) \leq \frac{\text{Var}(Z)}{(\alpha k - \mathbb{E}[Z])^2} = O\left(\frac{\text{Var}(Z)}{(k\delta^c)^2}\right) = o(1). \quad (68)$$

This shows that  $\Pr(\text{more than } \delta k \text{ input nodes are isolated}) \rightarrow 1$  as  $k \rightarrow \infty$  if  $n = n_c$ .  $\blacksquare$

### C. Proof of Theorem 3: Sufficient Conditions for Almost Exact Recovery

Theorem 3 asserts that by using the specified parity-based querying strategy, analogous to the encoding rule of LT codes, with average query difficulty  $\bar{d} > 1$ , at least  $\alpha k = (1 - \delta)k$  input symbols can be reliably recovered, i.e.,  $P_{e,\alpha}^{(k)} \rightarrow 0$  as  $k \rightarrow \infty$  for  $\delta = o(1)$ , with sample complexity

$$n \geq c \cdot \max \left\{ k, \frac{k \log(1/\delta)}{\bar{d} - 1} \right\} \quad (69)$$

for some constant  $c > 0$  where  $\bar{d} > 1$ . If  $\bar{d} = 1$ , it is sufficient to have the sample complexity  $n = (1 + \epsilon)k \log(1/\delta)$  for any  $\epsilon > 0$ .

The result for  $\bar{d} = 1$  can be easily established by relating it to the classical coupon collecting problem, or equivalently the process of throwing balls randomly into bins where the balls are considered as edges in the graph in Fig. 1 and the bins are considered as input nodes. A sketch of the proof is as follows. When  $\Omega_1 = 1$  (and thus  $\bar{d} = 1$ ), since every output node is connected to a unique input node, if more than  $(1 - \delta)k$  input nodes are connected by any of the output nodes then we can guarantee the recovery of  $(1 - \delta)k$  input nodes. Therefore, we want to find the number of balls, which is equal to  $n$  for  $d = 1$ , to fill  $(1 - \delta)k$  bins when the balls are thrown uniformly at random into  $k$  bins. When  $(i - 1)$  bins are already filled, the expected number of balls required to fill the  $i$ -th new bin is  $k/(k - i + 1)$ . Since the expected number of balls to fill  $(1 - \delta)k$  different bins is  $\sum_{i=1}^{(1-\delta)k} k/(k - i + 1) \rightarrow k \log(1/\delta)$  as  $k \rightarrow \infty$ , if we have  $n$  balls slightly larger than  $k \log(1/\delta)$  then we can fill the  $(1 - \delta)k$  bins with high probability.

We next consider the case  $\bar{d} > 1$ . If  $\delta \leq k^{-\frac{1}{2} + \epsilon}$  for some  $\epsilon \in (0, \frac{1}{2})$ , then for

$$n \geq \frac{ck \log(1/\delta)}{\bar{d}} \geq c \left( \frac{1}{2} - \epsilon \right) \frac{k \log k}{\bar{d}},$$

recovering  $\alpha k$  symbols is trivially guaranteed by the exact recovery conditions in Thm. 1. Thus, we consider the case  $\delta > k^{-\frac{1}{2} + \epsilon}$  only.

We first prove that it is sufficient to have  $n \geq 2k$  if  $\bar{d} = \log(1/\delta) + O(1)$ . To prove this result, we generalize results from the theory of LT codes [6] under the ideal soliton distribution for the output node degrees. In [6], it was proven that with the ideal soliton distribution

$$\Omega_{d,\text{ideal}} = \begin{cases} \frac{1}{k} & \text{if } d = 1 \\ \frac{1}{d(d-1)} & \text{if } 2 \leq d \leq k, \end{cases} \quad (70)$$

exact recovery ( $\delta = 0$ ) is possible via BP decoding with  $n = k + O(\sqrt{k} \log^2 k)$ . The average degree of output nodes with the ideal soliton distribution is  $\log k$ . Now to control the average degree  $\bar{d}$ , we use the modified soliton distribution (13) with maximum degree  $D = 1/\delta$ . For this distribution, the average degree is  $\bar{d} = \log(1/\delta) + O(1)$ .

We consider the BP decoding algorithm, explained in Sec. III-B, as a decoding rule for output nodes. As a recap, we say that an input node is uncovered if its value is unknown. At the first step all output nodes with degree one are released and their neighboring input nodes are covered. At each subsequent step the decoder processes a covered input node and then removes it (with all its edges) from the graph. Processing an input node may release output nodes that subsequently have exactly one remaining neighboring input node. The newly released output node may increase the number of covered input node if its unique neighboring input node has not yet been covered. The BP decoder repeats this process until there remain no more uncovered input node, or there remain no more covered input nodes that have not yet been processed. If the number of covered input nodes that have not yet been processed does not drop to 0 until  $\alpha k$  input nodes are processed, the decoding process is successful for the almost exact recovery of  $\alpha$  fraction.

We use the following notations from [6]. Let  $q(d, L)$  be the probability that an output node of degree  $d$  is released when  $L$  input nodes remain unprocessed in the BP decoding process. Then, it is easy to check the following:

- $q(1, k) = 1$
- For  $d = 2, \dots, k$  and for all  $L = k - i + 1, \dots, 1$ ,

$$q(d, L) = \frac{d(d-1) \cdot L \cdot \prod_{j=0}^{d-3} (k - (L+1) - j)}{\prod_{j=0}^{d-1} (k - j)}. \quad (71)$$

- For all other  $d$  and  $L$ ,  $q(d, L) = 0$ .

Let  $r(d, L)$  be the probability that an output node is chosen to have degree  $d$  and is released when  $L$  input nodes remain unprocessed. Let  $r(L)$  be the overall probability that an output is released when  $L$  input nodes remain unprocessed.

$$r(d, L) = \Omega_d \cdot q(d, L), \quad r(L) = \sum_{d=1}^k r(d, L). \quad (72)$$

We remark that we may stop the decoding when  $\delta k$  input nodes remain unprocessed, which means that we only consider  $L = k, k-1, \dots, \delta k$ . In the following lemma, we find a lower bound on  $r(L)$ .

*Lemma 5:* For  $L = k, k-1, \dots, \delta k$ , we have

$$r(L) \geq \frac{C_e}{k} \quad (73)$$

for a constant  $\frac{1}{2} < C_e < 1 - e^{-1}$  where  $\delta > k^{-\frac{1}{2} + \epsilon}$ .

*Proof:* Appendix C ■

When  $L$  input nodes remain unprocessed, let  $\rho(L)$  be the number of unprocessed but covered input nodes. For the BP decoding process to be successful for almost exact recovery of  $\alpha = (1 - \delta)$  fraction,  $\rho(L)$  should not drop to 0 for  $L = k, k-1, \dots, \delta k$ . To guarantee this, we try to keep the size of  $\rho(L)$  stable during  $L = k, k-1, \dots, \delta k$ .

First we check the size of  $\rho(L)$  at the beginning of the decoding process,  $L = k$ . We set  $n = 2k$  and  $R = k^{(1+\epsilon)/2}$ . The expected number of output nodes with degree one is  $n\Omega_1 = 2\delta k$ . Hence, the actual number of output nodes with degree one is at least  $\delta k$  with high probability. With these nodes, since  $\delta k \geq k^{\frac{1}{2} + \epsilon} \gg k^{\frac{1}{2} + \frac{\epsilon}{2}} \log k \geq R \log R$ , we can apply the result from the classical coupon collecting problem to show that the initial number of the covered input nodes is  $\omega(R)$ . By filtering, we make  $\rho(k)$  exactly equal to  $2R$ .

In the following lemma, we show that the fluctuations of  $\rho(L)$  are less than  $R$  for  $L = k, k-1, \dots, \delta k$ , so that we can guarantee that  $\rho(L)$  does not vanish at least until  $L = \delta k$ .

*Lemma 6:* When  $L$  input nodes remain unprocessed, the number  $\rho(L)$  of covered input nodes that have not been processed satisfy  $R \leq \rho(L) \leq 3R$  for  $L = k, k-1, \dots, \delta k$  with high probability where  $\delta > k^{-\frac{1}{2} + \epsilon}$ .

*Proof:* We prove the lemma inductively on  $L$ . By construction, the lemma holds for  $L = k$  since we made  $\rho(k) = 2R$ . Suppose that the lemma holds for  $L = k, k-1, \dots, \tilde{L}$  (for some  $\tilde{L} > \delta k$ ). We will show that  $R \leq \rho(\tilde{L}-1) \leq 3R$ . Here, instead of estimating  $\rho(\tilde{L}) - \rho(\tilde{L}-1)$ , we find an upper bound on  $|\rho(k) - \rho(\tilde{L}-1)|$  by using the induction hypothesis.



Fix an integer  $L' \in [\tilde{L} - 1, k - 1]$  and consider the processing of an input node that leaves  $L'$  input nodes unprocessed. Before processing there were  $\rho(L' + 1)$  covered input nodes that have not been processed, and the processing makes the number of the unprocessed covered input nodes decreased by one. From the induction hypothesis, we find that the number of the unprocessed covered input nodes is at most  $(3R - 1)$  before counting the increment of covered input nodes due to newly released output nodes.

For an output node to increase the number of the covered input nodes by one, it must be released and its only remaining edge must be connected to an input node that was previously uncovered. The probability that an output node is released when  $L'$  input nodes remain unprocessed is equal to  $r(L')$  in (73). When an output node is released and no other output nodes are released at the same time, the probability that this output node increases the number of the covered input nodes by one is

$$\frac{L' - (\rho(L' + 1) - 1)}{L'},$$

which is at least  $(L' - 3R)/L'$ . However, if two or more output nodes are released simultaneously, then this probability may be lowered. To handle such a situation, we notice that the number of released output nodes is at most  $R$  with high probability. (This can be checked by applying Chernoff bound together with the fact that the expected number of the released output nodes is  $\Theta(1)$  since  $\frac{C_e}{k} \leq r(L') < \frac{1}{k}$ .) Hence, even when all output nodes that have been released by the processing of the same input node increase the number of covered input nodes by one, still the probability that a newly released output node further increases the number of the covered input nodes by one is at least  $(L' - 4R)/L'$ . Note that  $L' \geq \delta k \gg R$ , hence  $(L' - 4R)/L' = 1 + o(1)$ .

Let  $p_{L'}$  be the probability with which an output node is released and makes the number of the covered input nodes increased by one when  $L'$  input nodes remain unprocessed. We have found that

$$p_{L'} \geq r(L') \cdot \frac{L' - 4R}{L'} > \frac{C_e}{k} \cdot \frac{L' - 4R}{L'} > \frac{1}{n}, \quad (74)$$

where the last inequality is true for  $n = 2k$ . By filtering, we make  $p_{L'} = 1/n$ .

For each output node  $i \in [1 : n]$ , we now define a random variable  $Z_i$  such that  $Z_i = 1$  if the  $i$ -th output node makes the number of the covered input nodes increased by one during which the number of unprocessed input nodes decreases from  $(k - 1)$  to  $(\tilde{L} - 1)$ , and  $Z_i = 0$  otherwise. Then,

$$\rho(\tilde{L} - 1) = \rho(k) + \sum_{i=1}^n Z_i - (k - \tilde{L} + 1) = 2R + \sum_{i=1}^n Z_i - (k - \tilde{L} + 1). \quad (75)$$

By construction,  $Z_i$  is a Bernoulli random variable with

$$\Pr(Z_i = 1) = \sum_{L'=\tilde{L}-1}^{k-1} \frac{1}{n} = \frac{k - \tilde{L}}{n}. \quad (76)$$

Using Chernoff bound, it can be proved that

$$\Pr\left(\left|\sum_{i=1}^n Z_i - (k - \tilde{L} + 1)\right| \geq R\right) \leq e^{-ck^c} \quad (77)$$

for some constant  $c > 0$  independent of  $k$ . From (75) and (77), we find that  $R \leq \rho(\tilde{L} - 1) \leq 3R$  with high probability. ■

From Lemma 6, we immediately see that the BP decoding proceeds successfully with high probability until  $\alpha k = (1 - \delta)k$  input nodes are processed, which implies that the almost exact recovery for  $\alpha$  fraction is possible when  $n = 2k$  and  $\bar{d} = \log(1/\delta) + O(1)$ .

In the case  $\bar{d} < \log(1/\delta)$ , we show that the almost exact recovery is possible with  $n = \frac{2k \log(1/\delta)}{d-1} (1 + o(1))$ . For the same  $D = 1/\delta$  and a given  $\bar{d}$ , we adjust the soliton distribution (13) to

$$\Omega'_d = \begin{cases} 1 - \eta + \frac{\eta}{D} & \text{if } d = 1 \\ \frac{\eta}{d(d-1)} & \text{if } 2 \leq d \leq D \\ 0 & \text{if } d > D, \end{cases} \quad (78)$$

for  $\eta$  which satisfies

$$\bar{d} = \sum_d d\Omega'_d = 1 - \eta + \eta \sum_{i=1}^D \frac{1}{d}. \quad (79)$$

Define

$$\gamma(D) := -\log D + \sum_{d=1}^D \frac{1}{d} = \int_1^D \left( -\frac{1}{x} + \frac{1}{\lfloor x \rfloor} \right) dx. \quad (80)$$

As  $D$  increases,  $\gamma(D)$  increases and it converges to Euler–Mascheroni constant which is smaller than 0.58. Therefore, we have

$$\eta = \frac{\bar{d} - 1}{\log D - 1 + \gamma(D)} = \frac{\bar{d} - 1}{\log(1/\delta)} (1 + o(1)). \quad (81)$$

For the adjusted soliton distribution, following the same idea as in Lemma 5, we can show that the probability  $r(L)$  that an output is released when  $L$  input nodes remain unprocessed satisfies

$$r(L) \geq \eta \cdot \frac{C_e}{k}. \quad (82)$$

Then, when  $L$  input nodes remain unprocessed the probability  $p_L$  that an output node is released and it increases the number of covered input nodes by one satisfies

$$p_L \geq r(L) \cdot \frac{L - 4R}{L} \geq \eta \cdot \frac{C_e}{k} \cdot \frac{L - 4R}{L} \quad (83)$$

as in (74). When we choose the number of output nodes to be  $n = 2k/\eta$ ,  $p_L$  can be further bounded by

$$p_L \geq \eta \cdot \frac{C_e}{k} \cdot \frac{L - 4R}{L} \geq \frac{1}{n}. \quad (84)$$

Thus, by filtering, we can make  $p_L = 1/n$ . We can then use Chernoff bound to show that  $\rho(L)$  is between  $R$  and  $3R$  with high probability for  $L = k, k-1, \dots, \delta k$  by using similar arguments as in Lemma 6. This guarantees the almost exact recovery we desired for any  $\bar{d} < \log(1/\delta)$  with  $n = 2k/\eta = \frac{2k \log(1/\delta)}{d-1} (1 + o(1))$ .

## V. NUMERICAL EXPERIMENTS

### A. Exact Recovery

In this section, we illustrate the tightness of the theory by providing empirical performance analysis for the probability of error in the recovery of  $k$  input symbols as a function of the sample complexity and query difficulty, where parity-based queries are generated according to the strategy stated in Thm. 1 with query difficulty  $\bar{d}$ . Fig. 2 shows Monte Carlo simulation results for the probability of error  $P_e^{(k)}$ , defined in (6), where the number of input symbols to be recovered is fixed at  $k = 300$ . We plot  $P_e^{(k)}$  in terms of the normalized sample complexity, normalized by  $(k \log k)/\bar{d}$  where  $\bar{d}$  is the query difficulty. We run the simulations for three different query difficulties,  $\bar{d} = 4, 4.7, 5.6$ , which correspond to  $D = 30, 60, 130$ , respectively, where  $D$  is the maximum degree of the output node (the maximum size of the subset of objects per query) where the degree distribution follows the soliton distribution in (13).

Observe the phase transition of  $P_e^{(k)}$  as a function of sample complexity  $n$  that occurs in the vicinity of  $n = 1$ . Theorem 1 states that, with sample complexity of  $c_u \cdot \max\{k, (k \log k)/\bar{d}\}$ , for some constant  $c_u > 0$ ,  $P_e^{(k)} \rightarrow 0$  as  $k \rightarrow \infty$  is guaranteed. The simulation results show that  $c_u \approx 1$  is sufficient to produce a dramatic decrease of  $P_e^{(k)}$ . The figure demonstrates the trade-offs between the query difficulty and the sample complexity. Specifically, the number of collected answers to the parity-based queries that is required to reliably recover  $k$  input symbols is inversely proportional to the query difficulty when  $\bar{d} = O(\log k)$ . Note that for the soliton distribution (13), the query difficulty is  $O(\log k)$ , and thus  $\max\{k, (k \log k)/\bar{d}\} = \Theta((k \log k)/\bar{d})$ . In Fig 3, we show the same simulation with un-normalized sample complexity indexing the horizontal axis. From this plot, we can observe that as the query difficulty increases, the required number of answers to make  $P_e^{(k)}$  close to 0 decreases.

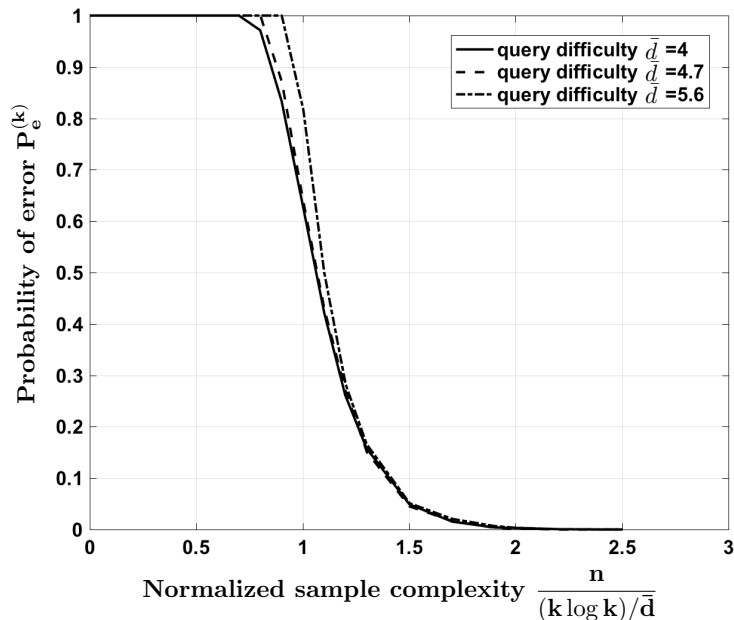


Fig. 2. Monte Carlo simulation (5000 runs) of the probability of error  $P_e^{(k)}$  for exact recovery with  $k = 300$  for three different  $\bar{d}$ 's (the query difficulties). The sample complexity is normalized by  $(k \log k)/\bar{d}$ . We can observe the phase transition for  $P_e^{(k)}$  around the normalized sample complexity equal to 1 for all the three query difficulties considered.

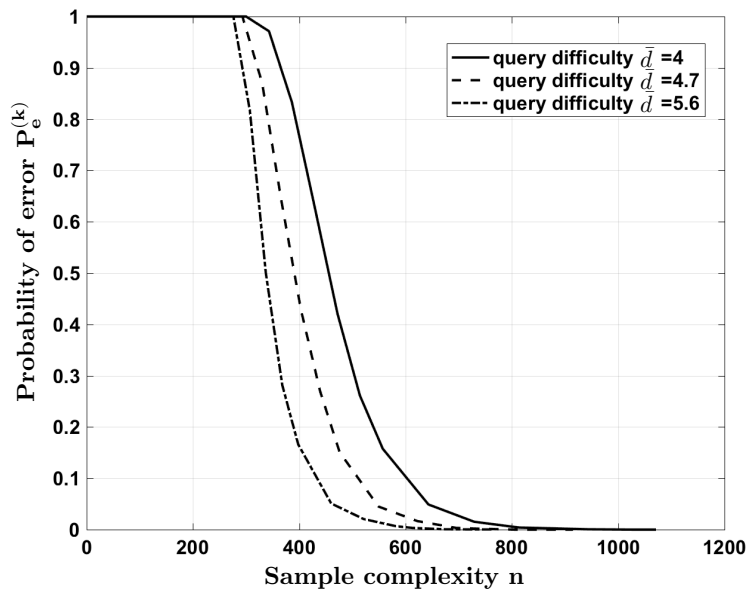


Fig. 3. Same simulation conditions as in Fig 2 except that the horizontal axis is the un-normalized sample complexity. As the query difficulty increases, the sample complexity to make  $P_e^{(k)}$  close to 0 decreases. This illustrates the trade-offs between the query difficulty and the sample complexity.

### B. Almost Exact Recovery

We next consider almost exact recovery illustrating the theory with empirical performance analysis for the probability error associated with recovery of a fraction  $\alpha$  of total input symbols. As shown in Theorem 3, the sufficient number of answers to guarantee reliable recovery of  $\alpha k$  or more input symbols is proportional to  $\max\{k, \frac{k \log(1/\delta)}{\bar{d}}\}$  for  $\alpha = 1 - \delta$  with  $\delta = o(1)$ . This is supported by Monte Carlo simulation results for the probability of error  $P_{e,\alpha}^{(k)}$ , defined in (7), for a fixed  $k = 300$ , for several values of the recovery fraction parameter

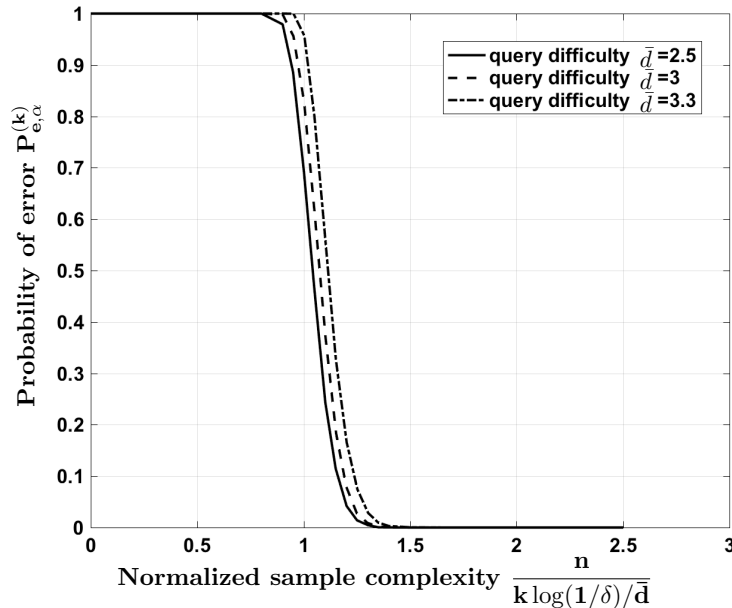


Fig. 4. Monte Carlo simulation (5000 runs) of the probability of error  $P_{e,\alpha}^{(k)}$  for almost exact recovery with  $\alpha = 0.97$  and  $k = 300$  for three different  $\bar{d}$ 's (the query difficulties). The sample complexity is normalized by  $(k \log(1/\delta))/\bar{d}$ . We can observe the phase transition for  $P_{e,\alpha}^{(k)}$  around the normalized sample complexity equal to 1 for all the three query difficulties considered.

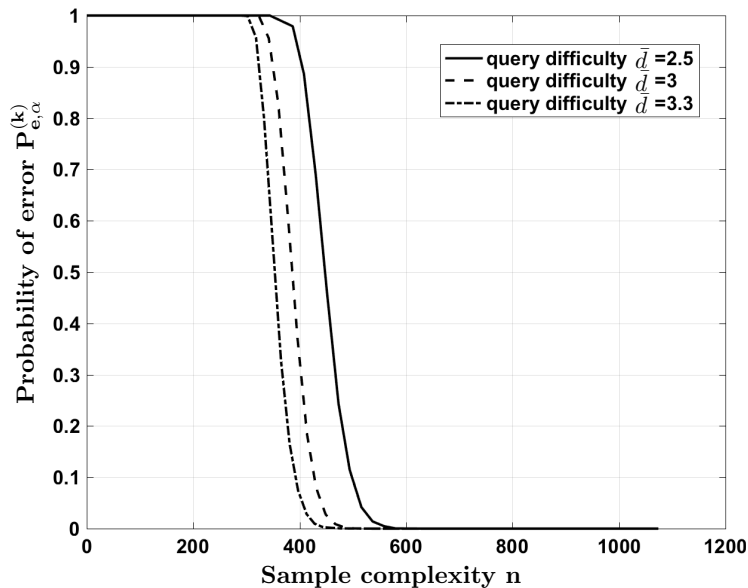


Fig. 5. Same simulation conditions as in Fig 4 except that the horizontal axis is the un-normalized sample complexity. As the query difficulty increases, the sample complexity to make  $P_{e,\alpha}^{(k)}$  close to 0 decreases. This illustrates the trade-offs between the query difficulty and the sample complexity for almost exact recovery.

$\alpha$  and query difficulty  $\bar{d}$ . Here, the output symbols are generated according to the soliton distribution (13) and decoded by the BP decoding rule.

In Fig. 4, for a fixed  $\alpha = 0.97$  ( $\delta = 0.03$ ) we compare  $P_{e,\alpha}^{(k)}$  for  $\bar{d} = 2.5, 3, 3.3$ , which correspond to  $D = 6, 10, 15$ , respectively, where  $D$  is the maximum degree of the output node with a positive probability where the degree distribution follows the soliton distribution in (13). For these values of  $\bar{d}$  and  $\delta$ , we can check that  $\log(1/\delta) > \bar{d}$  since  $\bar{d} \approx \log D$  and  $1/\delta > D$  for the chosen  $\delta$  and  $D$ 's, and thus the required number of answers to make  $P_{e,\alpha}^{(k)} \rightarrow 0$  is  $n \propto \frac{k \log(1/\delta)}{\bar{d}}$ , as stated in Thm. 3. In Fig. 4, we plot  $P_{e,\alpha}^{(k)}$ 's for the normalized sample complexity,  $n / (\frac{k \log(1/\delta)}{\bar{d}})$ ,

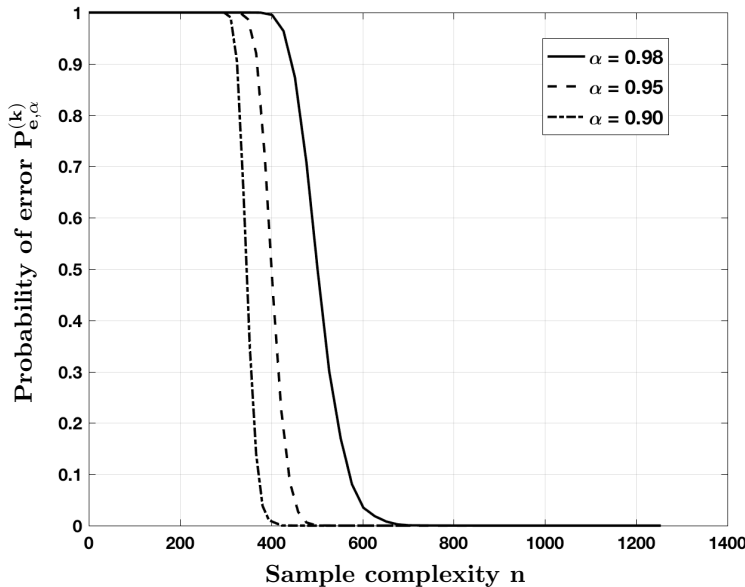


Fig. 6. Monte Carlo simulation (5000 runs) of the probability of error  $P_{e,\alpha}^{(k)}$  over sample complexity  $n$  for almost exact recovery with a fixed  $\bar{d} = 2.5$  and  $k = 300$  for three different  $\alpha$ 's (the fraction of recovery). The required  $n$  to make  $P_{e,\alpha}^{(k)}$  close 0 increases for larger  $\alpha$ .

and show that  $P_{e,\alpha}^{(k)}$  drops to 0 in the vicinity of normalized sample complexity equal to 1. This result shows that the sample complexity is not only proportional to  $\frac{k \log(1/\delta)}{\bar{d}}$  but the actual constant factor is roughly equal to 1. In Fig. 5, we plot the same  $P_{e,\alpha}^{(k)}$ 's with un-normalized sample complexity indexing the horizontal axis. We can observe that as the query difficulty increases, the minimum  $n$  to make  $P_e^{(k)}$  close to 0 decreases.

In Fig. 6, we observe the effect of  $\alpha = 1 - \delta$  on the sample complexity  $n$  for a fixed query difficulty  $\bar{d} = 2.5$  ( $D=6$ ). For the almost exact recovery, we claim that the recovery is reliable when  $\alpha k$  or more of the input symbols are recovered with high probability. We plot  $P_{e,\alpha}^{(k)}$  for  $\alpha = (0.9, 0.95, 0.98)$  for  $k = 300$  and show that the required  $n$  to make  $P_{e,\alpha}^{(k)}$  close 0 increases as the value of  $\alpha$  increases.

## VI. CONCLUSIONS

We have proposed a method for designing a parity-based crowdsourced querying strategy to recover the binary attributes (labels) of  $k$  objects in a database. Defining the query difficulty  $\bar{d}$  as the average size of the query subsets we analyzed the fundamental trade-offs between recovery accuracy, query difficulty  $\bar{d}$  and sample complexity  $n$  in a crowdsourcing system with workers who may be non-responsive to certain queries (channel erasures). We considered two recovery conditions, exact recovery and almost exact recovery with  $\alpha = 1 - \delta$  fraction for  $\delta = o(1)$ , and showed that for exact recovery it is necessary and sufficient to have the sample complexity  $n = c_0 \cdot \max\{k, (k \log k)/\bar{d}\}$  and for almost exact recovery the sample complexity  $n = c_1 \cdot \max\{k, (k \log(1/\delta))/\bar{d}\}$  for constants  $c_0, c_1 > 0$ .

There are several interesting future research directions related to this work. One direction is to relax the assumption  $\alpha \rightarrow 1$  so as to tolerate poor reconstruction of a larger fraction of objects labels. In particular, we can consider extending Thms. 2 and 3 on almost exact recovery to the partial recovery problem where some smaller fraction  $\alpha k$  of the total attributes are to be recovered, e.g.,  $\alpha \in (1/2, 1)$ . An interesting question is whether it is possible to recover a smaller number  $\alpha k$  of object attributes with only  $n = \Theta(k)$  answers even with a very low query difficulty  $\bar{d} = \Theta(1)$ , which does not increase in  $k$ . Recall that in the exact recovery problem the query difficulty  $\bar{d} = \Theta(1)$  required a sample complexity of  $n = \Theta(k \log k)$ .

Another interesting direction is to apply the proposed parity-based query design to a more general crowdsourcing model where workers may provide incorrect answers. For real crowdsourced labeling problems the probability that a worker provides an incorrect answer changes depending on the query difficulty. Determining the query difficulty that minimizes the sample complexity in recovering the attributes of objects under such a model is a worthwhile problem for future study.

APPENDIX A  
PROOF OF LEMMA 1

To prove this lemma, we refer to the similar bound provided in [15].

*Lemma 7:* Let  $\beta = \left\lceil \max \left\{ \frac{k-d+1}{2d+1}, \frac{d+1}{2(k-d)+1} \right\} \right\rceil$  and  $\alpha = \max \left\{ \frac{k-d+1}{d}, \frac{d+1}{k-d} \right\}$ . Then we have

$$\sum_{\substack{i \leq d \\ i \text{ is odd}}} \binom{s}{i} \binom{k-s}{d-i} \geq \begin{cases} \frac{2s}{5\alpha} \binom{k}{d}, & \text{when } s < \beta, \\ \frac{1}{5} \binom{k}{d}, & \text{when } \beta \leq s \leq k - \beta, \\ \frac{2(k-s)}{5\alpha} \binom{k}{d}, & \text{when } k - \beta < s. \end{cases} \quad (85)$$

Note that

$$\binom{k}{d} = \sum_{\substack{i \leq d \\ i \text{ is odd}}} \binom{s}{i} \binom{k-s}{d-i} + \sum_{\substack{i \leq d \\ i \text{ is even}}} \binom{s}{i} \binom{k-s}{d-i}. \quad (86)$$

Therefore, by using Lemma 7, we can find an upper bound on  $\sum_{\substack{i \leq d \\ i \text{ is even}}} \binom{s}{i} \binom{k-s}{d-i}$  as a scaling of  $\binom{k}{d}$  of the form

$$\begin{aligned} I_d &= \sum_{\substack{i \leq d \\ i \text{ is even}}} \binom{s}{i} \binom{k-s}{d-i} \\ &\leq \begin{cases} \left(1 - \frac{2s}{5\alpha}\right) \binom{k}{d}, & \text{when } s < \beta, \\ \frac{4}{5} \binom{k}{d}, & \text{when } \beta \leq s \leq k - \beta, \\ \left(1 - \frac{2(k-s)}{5\alpha}\right) \binom{k}{d}, & \text{when } k - \beta < s. \end{cases} \end{aligned} \quad (87)$$

Define

$$\kappa(s) = \frac{k-s+1}{2s+1}. \quad (88)$$

We first consider the case  $s \leq \frac{k}{2}$  (i.e.,  $s \leq k-s$ ). Since  $\beta$  attains its maximum  $\lceil \frac{k}{3} \rceil$  at  $d=1$  or  $d=k-1$ , we find that

$$\beta < \frac{k}{2} \leq k-s.$$

Hence,  $k-\beta > s$  and the last case in (87) is irrelevant.

1) For  $d \leq \frac{k}{2}$  (or,  $k-d \geq d$ ),

$$\beta = \left\lceil \frac{k-d+1}{2d+1} \right\rceil, \quad \alpha = \frac{k-d+1}{d}.$$

Note that  $\frac{k-\kappa(s)+1}{2\kappa(s)+1} = s$ . Since  $\frac{k-d+1}{2d+1}$  is an decreasing function of  $d$ , if  $d < \kappa(s)$  then  $\beta > s$ . Thus,

$$I_d \leq \begin{cases} \left(1 - \frac{2s}{5\alpha}\right) \binom{k}{d}, & \text{when } d < \kappa(s), \\ \frac{4}{5} \binom{k}{d}, & \text{when } d \geq \kappa(s). \end{cases} \quad (89)$$

2) For  $d > \frac{k}{2}$  (or,  $k-d < d$ ),

$$\beta = \left\lceil \frac{d+1}{2(k-d)+1} \right\rceil, \quad \alpha = \frac{d+1}{k-d}.$$

Proceeding as above, we get

$$I_d \leq \begin{cases} \left(1 - \frac{2s}{5\alpha}\right) \binom{k}{d}, & \text{when } d > k - \kappa(s), \\ \frac{4}{5} \binom{k}{d}, & \text{when } d \leq k - \kappa(s). \end{cases} \quad (90)$$

In the case  $s > \frac{k}{2}$ , we can obtain the bounds for  $I_d$  simply by changing  $s$  to  $k-s$ .

APPENDIX B  
PROOF OF LEMMA 2

In this lemma, we prove an upper bound on  $\binom{k}{s} e^{-n\Sigma_s}$  where

$$\begin{aligned} \Sigma_s &= \frac{1}{5} \sum_{d=\lceil \kappa(s) \rceil}^{k-\lceil \kappa(s) \rceil} \Omega_d + \\ &\frac{2s}{5} \left( \sum_{d=1}^{\lceil \kappa(s) \rceil - 1} \frac{d \Omega_d}{k-d+1} + \sum_{d=k-\lceil \kappa(s) \rceil + 1}^k \frac{(k-d)\Omega_d}{d+1} \right). \end{aligned} \quad (91)$$

For the soliton distribution

$$\Omega_d = \begin{cases} \frac{1}{D} & \text{if } d = 1 \\ \frac{1}{d(d-1)} & \text{if } 2 \leq d \leq D \\ 0 & \text{if } d > D, \end{cases}$$

we have the query difficulty

$$\log(D+1) < \bar{d} = \frac{1}{D} + \sum_{d=2}^D \frac{1}{d-1} = \sum_{d=1}^D \frac{1}{d} < \log D + 1.$$

For simplicity, here we assume that  $D \geq 2$ . Recall that

$$\kappa(s) = \frac{k-s+1}{2s+1}, \quad (92)$$

which is a decreasing function of  $s$ , and  $\kappa(s) > 0$  for  $s \leq \frac{k}{2}$ .

1) If  $\lceil \kappa(s) \rceil > D$ ,

$$\Sigma_s \geq \frac{2s}{5} \sum_{d=1}^{\lceil \kappa(s) \rceil - 1} \frac{d \Omega_d}{k-d+1} > \frac{2s}{5k} \sum_{d=1}^D d \Omega_d = \frac{2s\bar{d}}{5k}.$$

Thus, if  $n\bar{d} \geq 5k \log k$ ,

$$\binom{k}{s} e^{-n\Sigma_s} < k^s \exp\left(-\frac{2ns\bar{d}}{5k}\right) \leq k^s k^{-2s} = k^{-s}.$$

2) If  $4 \leq \lceil \kappa(s) \rceil \leq D$ , we first notice that

$$s < \frac{k-2}{7} \Leftrightarrow \kappa(s) > 3 \Leftrightarrow \lceil \kappa(s) \rceil \geq 4. \quad (93)$$

Thus  $s \leq \frac{k-2}{7}$  and  $\kappa(s) - 1 = \frac{k-3s}{2s+1} \geq \frac{4k}{7(2s+1)} \geq \frac{4k}{21s}$ . In this case,

$$\begin{aligned} \Sigma_s &\geq \frac{2s}{5} \sum_{d=1}^{\lceil \kappa(s) \rceil - 1} \frac{d \Omega_d}{k-d+1} \\ &> \frac{2s}{5k} \sum_{d=2}^{\lceil \kappa(s) \rceil - 1} \frac{1}{d-1} \\ &> \frac{2s}{5k} \log(\lceil \kappa(s) \rceil - 1) \\ &\geq \frac{2s}{5k} \log\left(\frac{4k}{21s}\right). \end{aligned} \quad (94)$$

Moreover, since  $\frac{k}{s} \geq 7$ , if  $n \geq Ck$  for some sufficiently large  $C$ , ( $C \geq 68$  suffices)

$$\begin{aligned}
& n\Sigma_s \\
& \geq \frac{2Cs}{5} \log\left(\frac{4k}{21s}\right) \\
& \geq 4s \log\left(\frac{k}{s}\right) + \left(\frac{2C}{5} - 4\right) s \log 7 + \frac{2Cs}{5} \log\left(\frac{4}{21}\right) \\
& \geq 4s \log\left(\frac{k}{s}\right).
\end{aligned} \tag{95}$$

From Stirling's formula, we also have that

$$\sqrt{2\pi}n^{n+\frac{1}{2}}e^{-n} \leq n! \leq en^{n+\frac{1}{2}}e^{-n},$$

hence

$$\begin{aligned}
\binom{k}{s} & \leq \frac{ek^{k+\frac{1}{2}}e^{-k}}{2\pi(k-s)^{k-s+\frac{1}{2}}e^{-(k-s)}s^{s+\frac{1}{2}}e^{-s}} \\
& \leq \frac{\sqrt{k}}{2\sqrt{(k-s)s}} \cdot \frac{k^k}{(k-s)^{k-s}s^s} \\
& \leq \left(\frac{k}{s}\right)^s \left(1 - \frac{s}{k}\right)^{s-k} \\
& \leq \left(\frac{k}{s}\right)^s e^{s-\frac{s^2}{k}} = \exp\left(s \log\left(\frac{k}{s}\right) + s - \frac{s^2}{k}\right) \\
& \leq \exp\left(2s \log\left(\frac{k}{s}\right)\right).
\end{aligned} \tag{96}$$

Thus, if  $n \geq 68k$ ,

$$\binom{k}{s} e^{-n\Sigma_s} \leq \exp\left(-2s \log\left(\frac{k}{s}\right)\right) = \left(\frac{k}{s}\right)^{-2s}. \tag{97}$$

Note that

$$\left(\frac{k}{s}\right)^{-2s} \leq \begin{cases} k^{-s} & \text{if } s \leq \sqrt{k}, \\ 2^{-2\sqrt{k}} & \text{if } \sqrt{k} < s \leq k/2. \end{cases} \tag{98}$$

3) If  $\lceil \kappa(s) \rceil = 3$ , we find from (93) that  $s \geq \frac{k-2}{7}$ . Then, by considering the case  $d = 2$ ,

$$\begin{aligned}
\Sigma_s & \geq \frac{2s}{5} \sum_{d=1}^{\lceil \kappa(s) \rceil - 1} \frac{d \Omega_d}{k-d+1} \\
& \geq \frac{2s}{5(k-1)} \\
& \geq \frac{2(k-2)}{35(k-1)} \\
& \geq \frac{1}{35}
\end{aligned} \tag{99}$$

for  $k \geq 3$ . Thus, if  $n \geq 35k$ ,

$$\binom{k}{s} e^{-n\Sigma_s} \leq 2^k e^{-k}. \tag{100}$$

4) If  $\lceil \kappa(s) \rceil = 1, 2$ ,

$$\Sigma_s \geq \frac{1}{5} \sum_{d=\lceil \kappa(s) \rceil}^{k-\lceil \kappa(s) \rceil} \Omega_d \geq \frac{\Omega_2}{5} = \frac{1}{10}. \tag{101}$$

Thus, if  $n \geq 10k$ ,

$$\binom{k}{s} e^{-n\Sigma_s} \leq 2^k e^{-k}. \tag{102}$$



APPENDIX C  
PROOF OF LEMMA 5

In this lemma, we show that for  $L = k, k-1, \dots, \delta k$ , we have

$$r(L) \geq \frac{C_e}{k} \quad (103)$$

for a constant  $\frac{1}{2} < C_e < 1 - e^{-1}$ .

By definition,

$$r(k) = r(1, k) = \Omega_1 = \frac{1}{D} = \delta \geq \frac{1}{k}. \quad (104)$$

If  $d > D$ , then  $r(d, L) = \Omega_d \cdot q(d, L) = 0$ , which makes the analysis different from Proposition 10 of [6]. However, if  $d > k - L + 1$ , then  $q(d, L) = 0$  anyway, and we can use Proposition 10 of [6] to find that

$$r(L) = \frac{1}{k} \quad \text{for } L \geq k - D + 1. \quad (105)$$

If  $\delta k \geq k - D + 1$ , this proves the desired lemma. However, in our case  $k - D \gg \delta k$  since  $D = \frac{1}{\delta} < k^{\frac{1}{2}-\epsilon}$  and  $\delta k \ll k$ . To find the lower bound on  $r(L)$  for  $L = k - D, \dots, \delta k$ , we use the following lemma.

*Lemma 8:* For any positive integers  $a \geq b$ ,

$$\frac{b}{a} + \frac{b(b-1)}{a(a-1)} + \dots + \frac{b(b-1)\dots 1}{a(a-1)\dots(a-b+1)} = \frac{b}{a-b+1}. \quad (106)$$

*Proof:* For any fixed  $c = a - b \geq 0$ , we prove the lemma by induction on  $b$ . For  $b = 1$ , it obviously holds since both sides are equal to  $\frac{1}{a}$ . Suppose that the formula holds for  $b = b_0$ . Then, for  $b = b_0 + 1$ ,  $a = b + c = b_0 + c + 1$  and

$$\begin{aligned} & \frac{b_0 + 1}{b_0 + c + 1} + \frac{(b_0 + 1)b_0}{(b_0 + c + 1)(b_0 + c)} + \dots + \frac{(b_0 + 1)b_0(b_0 - 1)\dots 1}{(b_0 + c + 1)(b_0 + c)(b_0 + c - 1)\dots(c + 1)} \\ &= \frac{b_0 + 1}{b_0 + c + 1} \left( 1 + \frac{b_0}{b_0 + c} + \frac{b_0(b_0 - 1)}{(b_0 + c)(b_0 + c - 1)} + \dots + \frac{b_0(b_0 - 1)\dots 1}{(b_0 + c)(b_0 + c - 1)\dots(c + 1)} \right) \\ &= \frac{b_0 + 1}{b_0 + c + 1} \left( 1 + \frac{b_0}{c + 1} \right) = \frac{b_0 + 1}{c + 1}. \end{aligned} \quad (107)$$

This proves the desired lemma. ■

We now compute  $r(L)$  for  $L = k - D, \dots, \delta k$ . Since

$$\sum_{d=2}^{k-L+1} \frac{1}{d(d-1)} q(d, L) = \frac{1}{k}, \quad (108)$$

we find that

$$\begin{aligned} r(L) &= \sum_{d=2}^{k-L+1} r(d, L) = \sum_{d=2}^{k-L+1} \frac{1}{d(d-1)} q(d, L) - \sum_{d=D+1}^{k-L+1} \frac{1}{d(d-1)} q(d, L) \\ &= \frac{1}{k} - \frac{L(k-L-1)(k-L-2)\dots(k-L-D+1)}{k(k-1)(k-2)\dots(k-D)} - \dots - \frac{L(k-L-1)(k-L-2)\dots 1}{k(k-1)(k-2)\dots L} \\ &= \frac{1}{k} - \frac{L(k-L-1)(k-L-2)\dots(k-L-D+1)}{k(k-1)(k-2)\dots(k-D)} \left( 1 + \frac{k-L-D}{k-D-1} + \dots + \frac{(k-L-D)\dots 1}{(k-D-1)\dots L} \right) \\ &= \frac{1}{k} - \frac{L(k-L-1)(k-L-2)\dots(k-L-D+1)}{k(k-1)(k-2)\dots(k-D)} \left( 1 + \frac{k-L-D}{L} \right), \end{aligned} \quad (109)$$

where we used Lemma 8 to get the last line. Thus,

$$\begin{aligned} r(L) &= \frac{1}{k} \left( 1 - \frac{(k-L-1)(k-L-2)\dots(k-L-D+1)}{(k-1)(k-2)\dots(k-D+1)} \right) \\ &= \frac{1}{k} \left( 1 - \left( 1 - \frac{L}{k-1} \right) \left( 1 - \frac{L}{k-2} \right) \dots \left( 1 - \frac{L}{k-D+1} \right) \right). \end{aligned} \quad (110)$$

This in particular shows that  $r(L)$  is an increasing function of  $L$ . Thus, we get

$$r(L) \geq r(\delta k) = \frac{1}{k} \left( 1 - \left( 1 - \frac{\delta k}{k-1} \right) \left( 1 - \frac{\delta k}{k-2} \right) \cdots \left( 1 - \frac{\delta k}{k-D+1} \right) \right). \quad (111)$$

To estimate the right-hand side, we notice that

$$\left( 1 - \frac{\delta k}{k-1} \right) \left( 1 - \frac{\delta k}{k-2} \right) \cdots \left( 1 - \frac{\delta k}{k-D+1} \right) \leq \left( 1 - \frac{\delta k}{k-1} \right)^D \rightarrow e^{-1}. \quad (112)$$

In particular,

$$r(L) \geq \frac{C_e}{k}, \quad (113)$$

for a constant  $\frac{1}{2} < C_e < 1 - e^{-1}$ .

## REFERENCES

- [1] H. W. Chung, J. O. Lee, and A. O. Hero, "Fundamental limits on data acquisition: Trade-offs between sample complexity and query difficulty," in *2018 IEEE International Symposium on Information Theory (ISIT)*. IEEE, 2018, pp. 681–685.
- [2] H. W. Chung, B. M. Sadler, L. Zheng, and A. O. Hero, "Unequal error protection querying policies for the noisy 20 questions problem," *IEEE Transactions on Information Theory*, vol. 64, no. 2, pp. 1105–1131, 2018.
- [3] D. R. Karger, S. Oh, and D. Shah, "Budget-optimal task allocation for reliable crowdsourcing systems," *Operations Research*, vol. 62, no. 1, pp. 1–24, 2014.
- [4] Y. Zhang, X. Chen, D. Zhou, and M. I. Jordan, "Spectral methods meet EM: A provably optimal algorithm for crowdsourcing," in *Advances in neural information processing systems*, 2014, pp. 1260–1268.
- [5] D. J. MacKay, "Fountain codes," *IEEE Proceedings-Communications*, vol. 152, no. 6, pp. 1062–1068, 2005.
- [6] M. Luby, "LT codes," in *Proceedings of The 43rd Annual IEEE Symposium on Foundations of Computer Science, 2002*. IEEE, 2002, pp. 271–280.
- [7] A. Shokrollahi, "Raptor codes," *IEEE Transactions on Information Theory*, vol. 52, no. 6, pp. 2551–2567, 2006.
- [8] D. Du, F. K. Hwang, and F. Hwang, *Combinatorial group testing and its applications*. World Scientific, 2000, vol. 12.
- [9] G. K. Atia and V. Saligrama, "Boolean compressed sensing and noisy group testing," *IEEE Transactions on Information Theory*, vol. 58, no. 3, pp. 1880–1901, 2012.
- [10] M. Cheraghchi, A. Hormati, A. Karbasi, and M. Vetterli, "Group testing with probabilistic tests: Theory, design and application," *IEEE Transactions on Information Theory*, vol. 57, no. 10, pp. 7057–7067, 2011.
- [11] S. Fortunato, "Community detection in graphs," *Physics reports*, vol. 486, no. 3-5, pp. 75–174, 2010.
- [12] E. Abbe and A. Montanari, "Conditional random fields, planted constraint satisfaction and entropy concentration," in *Approximation, Randomization, and Combinatorial Optimization. Algorithms and Techniques*. Springer, 2013, pp. 332–346.
- [13] Y. Chen, C. Suh, and A. J. Goldsmith, "Information recovery from pairwise measurements," *IEEE Transactions on Information Theory*, vol. 62, no. 10, pp. 5881–5905, 2016.
- [14] P. W. Holland, K. B. Laskey, and S. Leinhardt, "Stochastic blockmodels: First steps," *Social networks*, vol. 5, no. 2, pp. 109–137, 1983.
- [15] K. Ahn, K. Lee, and C. Suh, "Community recovery in hypergraphs," in *Communication, Control, and Computing (Allerton), 2016 54th Annual Allerton Conference on*. IEEE, 2016, pp. 657–663.
- [16] E. Abbe, "Community detection and stochastic block models: Recent developments," *Journal of Machine Learning Research*, vol. 18, no. 177, pp. 1–86, 2018.
- [17] T. M. Cover and J. A. Thomas, *Elements of information theory*. John Wiley & Sons, 2012.
- [18] I. Csiszar and J. Körner, *Information theory: coding theorems for discrete memoryless systems*. Cambridge University Press, 2011.