

RoI-based Robotic Grasp Detection in Object Overlapping Scenes Using Convolutional Neural Network

Hanbo Zhang, Xuguang Lan, Xinwen Zhou, and Nanning Zheng

Abstract—Grasp detection is an essential skill for widespread use of robots. Recent works demonstrate the advanced performance of Convolutional Neural Network (CNN) on robotic grasp detection. However, a significant shortcoming of existing grasp detection algorithms is that they all ignore the affiliation between grasps and targets. In this paper, we propose a robotic grasp detection algorithm based on Region of Interest (RoI) to simultaneously detect targets and their grasps in object overlapping scenes. Our proposed algorithm uses Regions of Interest (RoIs) to detect grasps while doing classification and location regression of targets. To train the network, we contribute a much bigger multi-object grasp dataset than Cornell Grasp Dataset, which is based on Visual Manipulation Relationship Dataset. Experimental results demonstrate that our algorithm achieves 24.0% miss rate at 1FPPI and 70.5% mAP with grasp on our dataset. Robotic experiments demonstrate that our proposed algorithm can help robots grasp specified target in multi-object scenes at 84% success rate.

I. INTRODUCTION

As the development of service robots, a reliable grasp detection algorithm is required to help intelligent robots grasp different things in everyday life. As is known, robotic grasp is a challenging task involving robotic perception, motion planning and control science. For intelligent robots, the perception and understanding of the environment, including target and grasp detection, are prerequisites for efficient grasping in the daily life environment.

Recent [1]–[5] works focusing on grasp detection using RGB or RGB-D images as input with convolutional neural network (CNN) demonstrate that grasp detection is similar to object detection. Therefore, object detection algorithms such as SSD [6], Faster-RCNN [7] can be easily transferred into grasp detection problem and achieve high performance. However, there is one significant shortcoming of existing grasp detection algorithms. For example, if the robot is required to get one specified thing, such as an apple, from object overlapping scenes, the existing algorithms will be invalid due to that they all ignore the affiliation between grasps and targets. In other words, these grasp detection algorithms only focus on **where to grasp** instead of **what to grasp**.

*This work was supported in part by the key project of Trico-Robot plan of NSFC under grant No. 91748208, National Key Program of China No.2017YFB1302200, key project of Shaanxi province No.2018ZDCXL-GY-06-07, and NSFC No.61573268.

Hanbo Zhang and Xuguang Lan are with the Institute of Artificial Intelligence and Robotics, the National Engineering Laboratory for Visual Information Processing and Applications, School of Electronic and Information Engineering, Xi'an Jiaotong University, No.28 Xianning Road, Xi'an, Shaanxi, China. zhanghanbo163@stu.xjtu.edu.cn, xglan@mail.xjtu.edu.cn

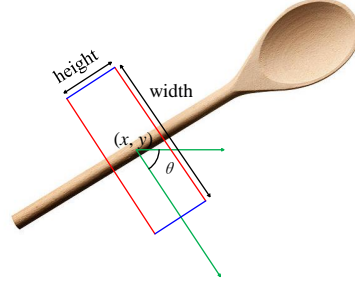


Fig. 1. Example of grasp. Each grasp is represented by a 5-dimension vector: (x, y, w, h, θ) , where (x, y) is the coordinate of the grasp center, w and h are width and height of the grasp and θ is the orientation of the grasp relative to horizontal direction, and the counterclockwise direction is positive.

To solve the problem of what to grasp, the simplest way is to combine an object detector with the grasp detector. This combination needs a matching strategy to assign the detected grasps to detected targets. If there is no overlap between targets, it will be easy to assign grasps to targets (*e.g.* computing distance between the center of the grasp and each target and choose the nearest target as the matching result). However, when there is occlusion and overlap between objects, especially when objects are stacked together, the assigning process of grasps will be difficult.

Therefore, in this paper, a new approach of robotic grasp detection based on Region of Interest (RoI) is proposed to simultaneously detect targets and grasps with the affiliation between them in object overlapping scenes. An example of RoIs on an image is shown in Fig. 2(a). RoIs are candidates of object bounding boxes. The object detector is based on Faster-RCNN [7], which use RoIs to regress object locations and do classification. We cascade a grasp detection pipeline including several convolutional layers and the grasp detector after RoI pooling. In other words, we use RoI pooled features to detect grasps belonging to the RoI as shown in Fig. 2(b). The reason why we add convolutional layers between grasp detector and RoI pooled feature maps is that the detection of grasps of one specified target is different from detecting only grasps, which needs perception of global features of the target instead of local ones. Additional convolutional layers can enlarge the receptive field of the neurons.

To train the network, we label Visual Manipulation Relationship Dataset (VMRD) [8] with more than 10^5 grasps following the five dimension grasp representation proposed in [9]. One example of grasp is shown in Fig. 1. Besides

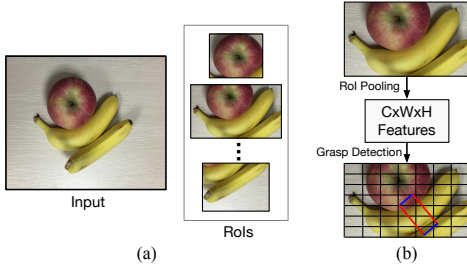


Fig. 2. (a) Regions of Interest. (b) Grasp detection on RoIs. Grasp detection on RoIs takes two steps: First, use RoI pooling to get a batch of RoI pooled features with same size $W \times H$ (e.g. 7×7), and all RoIs are also divided into $W \times H$ grid cells. Second, use grasp detection pipeline to detect grasps on RoIs.

location of each grasp, the target index each grasp belongs to is also labeled. Grasps on VMRD have a much more complex distribution than Cornell Grasp Dataset.

In summary, contributions of this paper include three points:

- A new network is proposed to simultaneously detect targets and grasps with the affiliation between detected grasps and targets in object overlapping scenes.
- A new RoI-based robotic grasp detection approach is proposed to detect the location of robotic grasps on RoI feature maps.
- A new multi-object grasp dataset based on Visual Manipulation Relationship Dataset [8] with more than 10^5 grasps is labeled and published.

II. RELATED WORK

Robotic grasp has been explored for a long time. 3-D models are used to estimate the grasps of targets at the early stage [10]–[13]. However, these powerful methods are not efficient and practical enough since two main drawbacks: precise 3-D models are not known and hard to build in real world and the speed of building and analyzing 3-D models is slow. Therefore, a general robotic grasp method should be built without dependence on complex 3-D models.

Recently, deep learning provide possibility of detecting grasps directly from RGB or RGB-D images, which are much easier to obtain through depth sensor such as Kinect. Moreover, recent works [1]–[5], [14], [15] prove that deep learning outperforms previous methods on robotic grasp detection with its powerful ability of feature extraction [16]. They usually take RGB or RGB-D images as input, treat grasps as a specific sort of object and transfer object detection algorithms such as sliding window method and Faster-RCNN [7] to detect grasps. They achieve state-of-the-art performance on single-object grasp dataset such as Cornell Grasp Dataset and CMU Grasp Dataset [17]. Chu et al. [5] also explore the performance of deep grasp detection network trained on Cornell Grasp Dataset in multi-object scenes of real world with no overlap between objects.

However, existing grasp detection algorithms focus on solving the problem of **where to grasp**. Though they can be powerful to find out proper grasps for robots, it is still

challenging for robots to grasp a specified target in multi-object scenes especially when there are overlaps between objects. The difficulty is caused by the ignorance of affiliation between objects and grasps. Therefore, in our work, we propose a RoI-based robotic grasp detection algorithm while predicting objects that the detected grasps belong to. In other words, our work focuses on solving the problem of **what to grasp**.

III. PROPOSED APPROACH

A. Network Architecture

As shown in Fig. 3, our network takes RGB images as input. Using CNN backbone (e.g. ResNet [18] or VGG16 [19]) to extract deep features, Region Proposal Network (RPN), which in fact is a 3×3 convolutional layer, provide object bounding box proposals called Regions of Interest (RoI) for RCNN header and grasp detector. After that, RoI pooling is an adaptive pooling layer to make all features cropped by RoIs into same size $W \times H$ (e.g. 7×7). Finally, the mini-batch of RoI pooled features are feed into RCNN header and grasp detector to complete target location regression and classification, and detect grasps of every RoI, respectively. Note that size of input images is not required to be the same, which is different from all the previous grasp detection methods.

We use ResNet-101 based Faster-RCNN [18] as object detector including the same RCNN header. Grasp detection pipeline cascaded after RoI pooling includes several convolutional layers and grasp rectangle regressor and classifier. Each RoI is divided into $W \times H$ grid cells according to RoI pooling. In each grid cell, a set of oriented anchor boxes are predefined. Formally, we use k represents anchor number of each grid cell. In each grid cell, grasp rectangle regressor output $5 \times k$ offsets of the grasp rectangle $(t_x, t_y, t_w, t_h, t_\theta)$ with respect to the anchor $(x_a, y_a, w_a, h_a, \theta_a)$, and the predicted grasp rectangle $(\hat{x}, \hat{y}, \hat{w}, \hat{h}, \hat{\theta})$ is computed using Eq. 1:

$$\begin{aligned} t_{\hat{x}} &= (\hat{x} - x_a) / w_a, t_{\hat{y}} = (\hat{y} - y_a) / h_a, t_{\hat{w}} = \log(\hat{w} / w_a) \\ t_{\hat{h}} &= \log(\hat{h} / h_a), t_{\hat{\theta}} = (\hat{\theta} - \theta_a) / (90 / k) \end{aligned} \quad (1)$$

Grasp classifier provide $2 \times k$ confidence scores, indicating the probabilities of k anchors to be graspable or ungraspable. For each RoI, the grasp detector will predict $W \times H \times k$ grasp candidates. Finally, by non maximum suppression (NMS), the detected objects and the grasp candidates belonging to their RoIs are preserved.

B. Grasp Detection on Regions of Interest

In RoI-based robotic grasp detection, grasps are detected on RoIs instead of the whole image in order to distinguish grasps belonging to different objects.

RoIs are candidates of object bounding boxes [7]. Through RoI pooling, the convolutional features cropped by RoIs are pooled into same size $W \times H$. In RoI-based grasp detection, the network is designed to detect grasps belonging to a specified RoI instead of all potential grasps. To prevent that the grasp detector confuse grasps belonging to different

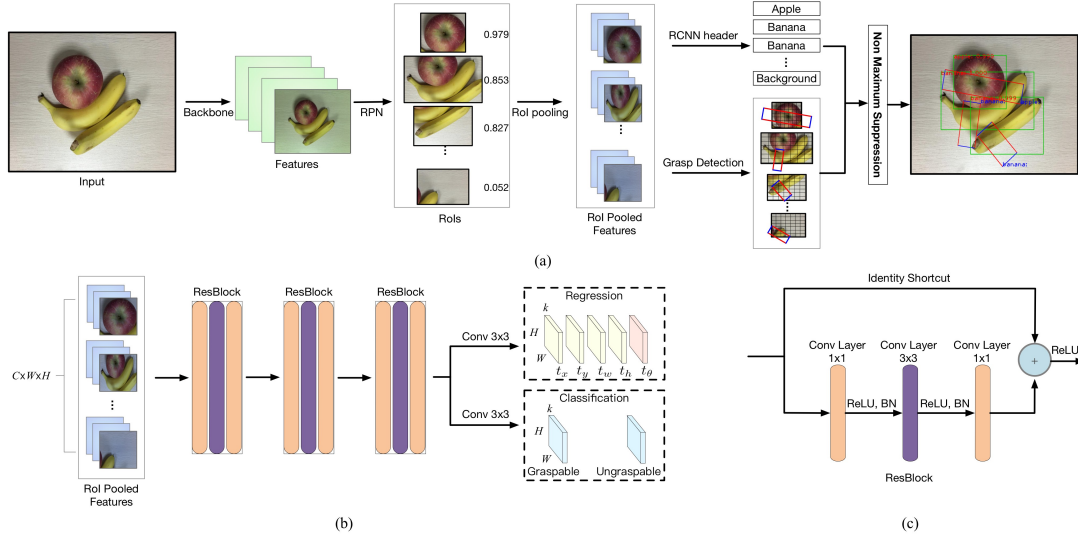


Fig. 3. (a) Network architecture. RoIs and RoI pooled features are used to train not only the RCNN header for object detection but also the grasp detection pipeline. All the grasps are detected on RoIs. The grasp detection pipeline is trained to not only output grasp rectangles but also determine whether a grasp belongs to a RoI. (b) Grasp detection pipeline. Three Resblocks are added between RoI pooling and grasp detector in order to enlarge the receptive field of feature maps. (c) Resblock.

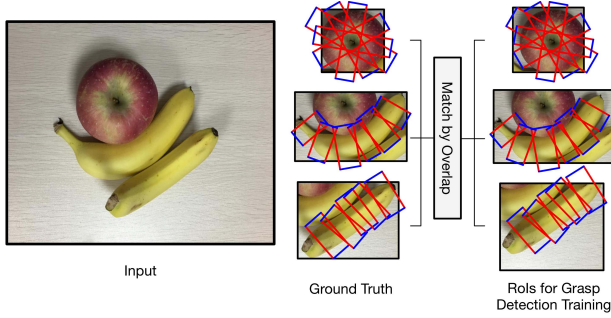


Fig. 4. An example of training data. Grasp rectangles belonging to the ground truth object bounding boxes are used as the ground truth grasps of matched RoIs.

RoIs, features used to predict grasps should focus more on global information of the whole RoI instead of local ones especially when there are overlaps. Therefore, we add several convolutional layers between grasp detector and RoI pooling layer to build a grasp detection pipeline so that the receptive field of the feature maps used by grasp detection are large enough.

To get training ground truth of a RoI, we first match each RoI with one ground truth object bounding box by overlap area as follow:

- Keep the ground truth object bounding boxes with Jaccard Index larger than 0.5.
- Choose the one that has the largest Jaccard Index as the matching result.

If a RoI do not match any ground truth, it will not be used in grasp detection training. Then the ground truth grasp rectangles belonging to the matched ground truth object bounding box will be set as the training ground truth of the matched RoI. The other grasps will be ignored by this RoI even if they are located in it. One example of the training




Fig. 5. Examples of dataset. There are different sorts of graspable things in VMRD dataset. In each image, each object has a unique index to be distinguished from the others. The grasps belonging to one object are also distinguished by the index from the grasps belonging to the other objects.

data is shown in Fig. 4. This encourages the grasp detector to output only the grasps belonging to the specified RoI instead of all potential grasps.

C. Multi-object Grasp Dataset

To train the network, we relabel the Visual Manipulation Relationship Dataset (VMRD) [8] with grasps. VMRD have 31 categories and 5185 images including more than 17000 object instances and 51000 manipulation relationships. In each image, each object instance has a unique index to be distinguished from other objects.

In this paper, we label 5067 images in VMRD with grasps.

Besides the coordinates of each grasp rectangles, we mark each grasp with “easy” or “hard” and the object instance it belongs to. Therefore, each grasp has 10 dimensions: 8 floats for coordinates of 4 vertexes of grasp rectangle, 1 boolean for “easy” or “hard” and 1 unsigned integer for index of object instance the grasp belongs to. There are more than 10^5 grasps labeled totally, which are much more than Cornell Grasp Dataset. More details can be found at this link¹. Some examples are shown in Fig. 5. The dataset is split into training set and validation set. In training set and validation set, there are 4553 and 514 images including 104863 and 11881 grasps respectively.

D. Loss Function

Our loss function includes two parts: object (target) detection loss L_T and grasp detection loss L_G .

L_T is same with Faster-RCNN [7] with object RPN loss, object bounding box regression loss and classification loss. For RoI R , $L_G(R)$ is same with our previous work [15] including grasp regression loss and classification loss. Since the network is trained end-to-end in this paper, for one image, the total loss is defined as follow:


$$loss = L_T + \lambda \sum_{R \in RoIs} L_G(R) \quad (2)$$

From Eq. 2, we can see that the total loss $loss$ is a multi-task loss of object detection and grasp detection. λ is used to balance loss from two separate tasks, which is set to $1/N_{RoI}$ in this paper, where N_{RoI} is the number of RoIs used in grasp detection loss.

IV. EXPERIMENT

A. Implementation Details

Our network is implemented on PyTorch. GPUs used to train the network are all GTX1080Ti with 11GB memory. The learning rate of our network is 0.001 and momentum is 0.9. Every 10 epochs, the learning rate will multiply a factor of 1/10. Limited by the memory of the GPU, we set the mini-batch size as 4. During training, we use photometric distortion augmentation including random contrast, color space conversion (only RGB and HSV), random saturation and random hue. Besides photometric distortion augmentation, we also augment our dataset with horizontal flipped and vertically rotated images (rotate image by $\pm 90^\circ$ or 180°). Though the input size is not required to be fixed, we normalize the shorter sides of all images to 600 pixels while keeping the aspect ratio of the image unchanged. The other settings of object detection and grasp detection are same with ResNet-based Faster-RCNN [18] and our previous work [15] respectively.



(a)



(b)

Fig. 6. Examples of detection results. (a) True positive examples. In these images, each detected object is shown with its grasp with highest graspable score. Our proposed algorithm can efficiently detect targets and grasps simultaneously with the affiliation between detected grasps and targets. (b) Images with incorrect detections. These examples demonstrate that an excessive overlap between objects can invalidate our proposed algorithm, especially when the overlap is between two objects belonging to the same category. Besides, objects with similar appearance can confuse the object detector as shown in the left-down picture in (b). The notebook seems like a wallet, which makes difficulty for object detection.

¹<http://gr.xjtu.edu.cn/web/zeuslan/visual-manipulation-relationship-dataset;jsessionid=E6F2B81979FA7849D9D773A7A389B809>

TABLE I
VALIDATION RESULTS OF DIFFERENT METHODS

Algorithm	MR ₀ (%)	MR ₋₁ (%)	LAMR (%)	mAP with grasp (%)	Speed (FPS)
	Lower is Better			Higher is Better	
Faster-RCNN+FCGN (baseline)	62.6	97.8	92.5	53.2	10.3
RoI-GD, 12 × 12 Anchor, k=4	24.2	90.9	77.2	70.0	9.1
RoI-GD, 12 × 12 Anchor, k=6	24.0	90.4	75.6	70.5	
RoI-GD, 24 × 24 Anchor, k=4	26.1	91.6	78.4	66.1	
RoI-GD, 24 × 24 Anchor, k=6	27.4	93.1	80.0	64.9	
RoI-GD, 12 × 12 Anchor, k=4, Hi-res	25.0	87.9	74.9	68.4	8.3
RoI-GD, 24 × 24 Anchor, k=4, Hi-res	26.0	89.0	77.1	68.6	

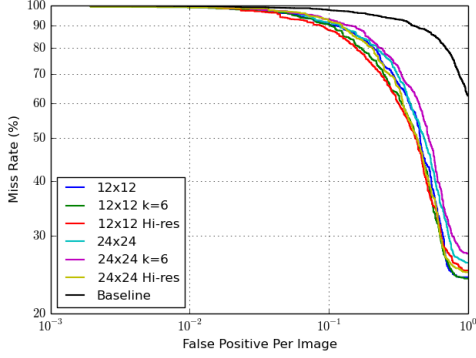


Fig. 7. FPPI-Miss Rate curves of different models.

B. Metrics

Our algorithm focuses on detecting targets and grasps in object overlapping scenes. Therefore, it is not enough to only evaluate the accuracy of detection result like Cornell Grasp Dataset. To evaluate the performance of our algorithm, we use evaluation strategy proposed in [20] based on False Positive per Image (FPPI) and Miss Rate, where the **log-average miss rate (LAMR)** is used to give a overall look of the algorithm performance. Besides, miss rates when FPPI is 0 (**MR₀**) and 10^{-1} (**MR₋₁**) are also evaluated.

In this paper, we define a detection as True Positive when it satisfies the following conditions:

- Each detection includes object and its Top-1 grasp simultaneously.
- The object is classified correctly and the bounding box of the object has a Jaccard Index larger than 0.5 with the ground truth.
- The detected grasp of the object is correct, which means that the detected Top-1 grasp has a Jaccard Index larger than 0.25 and angle difference less than 30° with at least one ground truth grasp rectangle belonging to the object.

In the above evaluation strategy, all the targets are treated equally. However, because of the data imbalance, objects with a larger number in VMRD have a greater impact on the final test results. Therefore, the **Average Precision (AP)**, which comes from object detection, is used as the evaluation criteria within each object category. In order to evaluate the grasp detection at the same time, True Positive has the same

criteria as the above.

C. Validation

Comparison with Baseline Validation results on VMRD validation set are shown in Table. I. The baseline is set as cascading object detector (Faster-RCNN [7]) and grasp detector (fully convolutional grasp network from [15], abbreviated as FCGN in this paper). Distance between object center and grasp center is used to assign detected grasps to detected objects, which means we choose the closest object with confidence score higher than 0.5 to be the owner of the grasp. From Table I, we can see that our proposed RoI-based Grasp Detection (**RoI-GD**) improves the detection performance a lot. High miss rate of the baseline is caused by overlaps between objects, especially when the grasps are mostly distributed on the edge of the object, such as plates, books, tapes, etc, or when one object is put near the center of another object, for example, when a pen is put on a book. Our algorithm will not suffer from these problems because the grasps are detected using global features of the target. Intuitively, it not only detects grasps, but also make decision whether a grasp belongs to the target. The speed of our model is a little slower than the baseline, which includes two cascaded detection net based on ResNet-101 (9.1FPS *vs.* 10.3FPS) because our model detects grasps on RoIs, which means the grasp detection time consuming is proportional to the number of RoIs. In practice, number of RoIs used for object detection is set as 300, same with [7].

Self Comparison In the experiment, we try different anchor settings to see the influence on performance of our model. Two different anchor sizes are used including 12×12 and 24×24 . From Table I and Fig. 7, we can conclude that the anchor size is an important hyperparameter for network training because a proper anchor size will provide better priors for regression, which reduce the difficulty for training. Besides, value of k will also influence final results. Larger k will reduce the difference between oriented anchors and matched ground truth grasp rectangles. It will reduce the difficulty of regression. However, it will also bring more hard examples for graspable classification. Therefore, A proper k is preferred to bring a good performance. We also trained our network with higher resolution inputs (Hi-res). The shorter sides of input images are changed from 600 to 800. Results demonstrate that high resolution inputs also help to improve




Fig. 8. Robot experiment. The left picture shows the robot experimental environment. The pictures above are detection results and the pictures below are robotic execution.

model performance especially the miss rate by with a little loss of speed.

Visualization of Results Visualization of detection results is shown in Fig. 6. In each image, every detected object is shown with the grasp with highest graspable score. From Fig. 6(a) we can see that even when there are overlaps between objects, our proposed method can successfully predict the grasp belonging to each target without being confused by grasps belonging to other objects. Incorrect examples are shown in Fig. 6(b). These examples demonstrate that an excessive overlap between objects can invalidate our proposed algorithm, especially when the overlap is between two objects belonging to the same category. Besides, objects with similar appearance can confuse the object detector as shown in the left-down picture in Fig. 6(b). The notebook seems like a wallet, which makes difficulty for object detection.

D. Robot Experiment

Hardware In our robotic experiment, we use Baxter Robot designed by RethinkRobotics as the executor. Baxter has 2 arms with 7 DoF of each arm. It is fixed on the position of 1 meter higher than the ground. The gripper has two parallel fingers with limited active range (about 4cm). Limited by the active range of the gripper, before each experiment, we set the gripper to a proper position so that the gripper can grasp the target successfully. The table is in front of Baxter with same height of the base of Baxter. The camera used in our robotic experiment is Kinect V2, which can collect RGB-D images. The camera is mounted on Baxter head about 70cm higher than the desktop with a depression angle of 75°. Complete environment is shown in Fig. 8.

Evaluation Strategy To evaluate the performance of our proposed algorithm in real world, we test the success rate of grasping several objects. Different from previous works, our robotic experiments focus on grasping specified target in object overlapping scenes. Therefore, the target is placed on the table with several other objects as disturbance. To test the generalization ability of our model, we try more complex scenes than VMRD dataset in robotic experiments with more cluttered objects. In order to make sure that the target can be successfully grasped, it have to be placed on or next to other objects instead of being below them. Targets involved in our robotic experiments include apple, banana, wrist developer, tape, toothpaste, wrench, plier and screwdriver. We try 10 times with each of the above objects and record the number

TABLE II
VALIDATION RESULTS OF DIFFERENT METHODS

Object	Prediction Accuracy(%)	Grasping Success Rate(%)
Apple	100	90
Banana	100	100
Wrist Developer	70	60
Tape	70	70
Toothpaste	80	80
Wrench	100	80
Pliers	90	90
Screwdriver	100	100
Total	89	84

of success.

Though the targets and their grasps are detected using RGB images, depth information is need to estimate grasp points and grasp vectors from grasp rectangles output by the network. The point with minimum depth in a grasp rectangle is chosen as the grasp point and the average surface normal near the grasp point is estimated as the grasp vector.

Results Robotic experimental results are shown in Table II and Fig. 8. Instead of executing the grasp with the highest graspable score, the grasp closest to the target center with graspable score more than 0.5 is chosen as grasp configuration. From Table II, we can see that our algorithm can achieve a overall success rate of 89% and 84% in prediction and execution respectively on all 8 targets. These results demonstrate that our model can generalize to complex scenes with cluttered objects to grasp the specified target.

V. CONCLUSIONS

In this paper, we propose a Region of Interest (RoI) based robotic grasp detection algorithm, which can simultaneously detect targets and their grasps in object overlapping scenes. Our proposed algorithm detect grasps on RoI pooled features with the affiliation between detected objects and grasps. To train the network, we contribute a much bigger multi-object grasp dataset than Cornell Grasp Dataset, which is based on Visual Manipulation Relationship Dataset. Our algorithm achieves 24.0% miss rate at 1FPPI and 70.5% mAP with grasp on our dataset and can help Baxter robot grasp specified target in more complex multi-object scenes at 84% success rate.

ACKNOWLEDGMENT

This work was supported in part by the key project of Trico-Robot plan of NSFC under grant No. 91748208, National Key Program of China No.2017YFB1302200, key project of Shaanxi province No.2018ZDCXL-GY-06-07, and NSFC No.61573268.

REFERENCES

- [1] Ian Lenz, Honglak Lee, and Ashutosh Saxena. Deep learning for detecting robotic grasps. *The International Journal of Robotics Research (IJRR)*, 34(4-5):705–724, 2015.
- [2] Joseph Redmon and Anelia Angelova. Real-time grasp detection using convolutional neural networks. In *IEEE International Conference on Robotics and Automation (ICRA)*, pages 1316–1322. IEEE, 2015.
- [3] Di Guo, Fuchun Sun, Tao Kong, and Huaping Liu. Deep vision networks for real-time robotic grasp detection. *International Journal of Advanced Robotic Systems*, 14(1):1729881416682706, 2016.
- [4] Di Guo, Fuchun Sun, Huaping Liu, Tao Kong, Bin Fang, and Ning Xi. A hybrid deep architecture for robotic grasp detection. In *IEEE International Conference on Robotics and Automation (ICRA)*, pages 1609–1614. IEEE, 2017.
- [5] Fu-Jen Chu, Ruinian Xu, and Patricio Vela. Real-world multi-object, multi-grasp detection. *IEEE Robotics and Automation Letters*, 2018.
- [6] Wei Liu, Dragomir Anguelov, Dumitru Erhan, Christian Szegedy, Scott Reed, Cheng-Yang Fu, and Alexander C Berg. Ssd: Single shot multibox detector. In *European Conference on Computer Vision (ECCV)*, pages 21–37. Springer, 2016.
- [7] Shaoqing Ren, Kaiming He, Ross Girshick, and Jian Sun. Faster r-cnn: Towards real-time object detection with region proposal networks. In *Advances in Neural Information Processing Systems (NIPS)*, pages 91–99, 2015.
- [8] Hanbo Zhang, Xuguang Lan, Xinwen Zhou, Zhiqiang Tian, Yang Zhang, and Nanning Zheng. Visual manipulation relationship network. 2018.
- [9] Yun Jiang, Stephen Moseson, and Ashutosh Saxena. Efficient grasping from rgbd images: Learning using a new rectangle representation. In *IEEE International Conference on Robotics and Automation (ICRA)*, pages 3304–3311. IEEE, 2011.
- [10] Antonio Bicchi and Vijay Kumar. Robotic grasping and contact: A review. In *ICRA*, volume 348, page 353. Citeseer, 2000.
- [11] Andrew T Miller, Steffen Knoop, Henrik I Christensen, and Peter K Allen. Automatic grasp planning using shape primitives. In *Robotics and Automation, 2003. Proceedings. ICRA'03. IEEE International Conference on*, volume 2, pages 1824–1829. IEEE, 2003.
- [12] Andrew T Miller and Peter K Allen. Graspit! a versatile simulator for robotic grasping. *IEEE Robotics and Automation Magazine (RAM)*, 11(4):110–122, 2004.
- [13] Raphael Pelossof, Andrew Miller, Peter Allen, and Tony Jebara. An svm learning approach to robotic grasping. In *IEEE International Conference on Robotics and Automation (ICRA)*, volume 4, pages 3512–3518. IEEE, 2004.
- [14] Sulabh Kumra and Christopher Kanan. Robotic grasp detection using deep convolutional neural networks. In *Proc. IEEE/RSJ International Conference on Intelligent Robots and Systems (IROS)*. IEEE, 2017.
- [15] Xinwen Zhou, Xuguang Lan, Hanbo Zhang, Zhiqiang Tian, Yang Zhang, and Nanning Zheng. Fully convolutional grasp detection network with oriented anchor box. *arXiv preprint arXiv:1803.02209*, 2018.
- [16] Yann LeCun, Yoshua Bengio, and Geoffrey Hinton. Deep learning. *Nature*, 521(7553):436–444, 2015.
- [17] Lerrel Pinto and Abhinav Gupta. Supersizing self-supervision: Learning to grasp from 50k tries and 700 robot hours. In *Robotics and Automation (ICRA), 2016 IEEE International Conference on*, pages 3406–3413. IEEE, 2016.
- [18] Kaiming He, Xiangyu Zhang, Shaoqing Ren, and Jian Sun. Deep residual learning for image recognition. In *Proceedings of the IEEE Conference on Computer Vision and Pattern Recognition (CVPR)*, pages 770–778, 2016.
- [19] Simonyan Karen and Zisserman Andrew. Very deep convolutional networks for large-scale image recognition. *arXiv preprint arXiv:1409.1556*, 2014.
- [20] Piotr Dollar, Christian Wojek, Bernt Schiele, and Pietro Perona. Pedestrian detection: An evaluation of the state of the art. *IEEE transactions on pattern analysis and machine intelligence*, 34(4):743–761, 2012.