

Deep Reinforcement Learning in Portfolio Management

Zhipeng Liang ^{*†}, Kangkang Jiang ^{*†}, Hao Chen ^{*†}, Junhao Zhu ^{*†}, Yanran Li ^{*†},

^{*}Likelihood Technology

[†]Sun Yat-sen University

{liangzhp6, jiangkk3, chenhao348, zhujh25, liyr8}@mail2.sysu.edu.cn

Abstract—In this paper, we implement two state-of-art continuous reinforcement learning algorithms, Deep Deterministic Policy Gradient (DDPG) and Proximal Policy Optimization (PPO) in portfolio management. Both of them are widely-used in game playing and robot control. What's more, PPO has appealing theoretical properties which is hopefully potential in portfolio management. We present the performances of them under different settings, including different learning rate, objective function, markets, feature combinations, in order to provide insights for parameter tuning, features selection and data preparation.

Index Terms—Reinforcement Learning; Portfolio Management; Deep Learning; DDPG; PPO

I. INTRODUCTION

Utilizing deep reinforcement learning in portfolio management is gaining popularity in the area of algorithmic trading. However, deep learning is notorious for its sensitivity to neural network structure, feature engineering and so on. Therefore, in our experiments, we explored influences of different optimizers and network structures on trading agents utilizing two kinds of deep reinforcement learning algorithms, deep deterministic policy gradient (DDPG) and proximal policy optimization (PPO). Our experiments were conveyed on datasets of China and America stock market. Our codes can be viewed on github¹.

II. SUMMARY

This paper is mainly composed of three parts. First, portfolio management, concerns about optimal assets allocation in different time for high return as well as low risk. Several major categories of portfolio management approaches including "Follow-the-Winner", "Follow-the-Loser", "Pattern-Matching" and "Meta-Learning Algorithms" have been proposed. Deep reinforcement learning is in fact the combination of "Pattern-Matching" and "Meta-Learning" [1].

Reinforcement learning is a way to learn by interacting with environment and gradually improve its performance by trial-and-error, which has been proposed as a candidate for portfolio management strategy. Xin Du et al. conducted Q-Learning and policy gradient in reinforcement learning and found direct reinforcement algorithm (policy search) enables a simpler problem representation than that in value function

based search algorithm [2]. Saud Almahdi et al. extended recurrent reinforcement learning and built an optimal variable weight portfolio allocation under the expected maximum drawdown [3]. Xiu Gao et al. used absolute profit and relative risk-adjusted profit as performance function to train the system respectively and employ a committee of two network, which was found to generate appreciable profits from trading in the foreign exchange markets [4].

Thanks to the development in deep learning, well known for its ability to detect complex features in speech recognition, image identification, the combination of reinforcement learning and deep learning, so called deep reinforcement learning, has achieved great performance in robot control, game playing with few efforts in feature engineering and can be implemented end to end [5]. Function approximation has long been an approach in solving large-scale dynamic programming problem [6]. Deep Q Learning, using neural network as an approximator of Q value function and replay buffer for learning, gains remarkable performance in playing different games without changing network structure and hyper parameters [7]. Deep Deterministic Policy Gradient(DDPG), one of the algorithms we choose for experiments, uses actor-critic framework to stabilize the training process and achieve higher sampling efficiency [8]. Another algorithm, Proximal Policy Optimization(PPO), turns to derive monotone improvement of the policy [9].

Due to the complicated, nonlinear patterns and low signal noise ratio in financial market data, deep reinforcement learning is believed potential in it. Zhengyao Jiang et al. proposed a framework for deep reinforcement learning in portfolio management and demonstrated that it can outperform conventional portfolio strategies [10]. Yifeng Guo et al. refined log-optimal strategy and combined it with reinforcement learning [11].

However, most of previous works use stock data in America, which cannot provide us with implementation in more volatile China stock market. What's more, few works investigated the influence of the scale of portfolio or combinations of different features. To have a closer look into the true performance and uncover pitfalls of reinforcement learning in portfolio management, we choose mainstream algorithms, DDPG and PPO and do intensive experiments using different hyper parameters, optimizers and so on.

The paper is organized as follows: in the second section

¹<https://github.com/qz303067814/Reinforcement-learning-in-portfolio-management>

we will formally model portfolio management problem. We will show the existence of transaction cost will make the problem from a pure prediction problem whose global optimized policy can be obtained by greedy algorithm into a computing-expensive dynamic programming problem. Most reinforcement learning algorithms focus on game playing and robot control, while we will show that some key characters in portfolio management requires some modifications. The third part we will go to our experimental setup, in which we will introduce our data processing, our algorithms and our investigation into effects of different hyper parameters to the accumulated portfolio value. The fourth part we will demonstrate our experiment results. In the fifth part we would come to our conclusion and future work in deep reinforcement learning in portfolio management.

III. PROBLEM DEFINITION

Given a period, e.g. one year, a stock trader invests into a set of assets and is allowed to reallocate in order to maximize his profit. In our experiments, we assume that the market is continuous, in other words, closing price equals open price the next day. Each day the trading agent observes the stock market by analyzing data and then reallocates his portfolio. In addition, we assume that the agent conducts reallocation at the end of trade days, which indicates that all the reallocations can be finished at the closing price. In addition, transaction cost, which is measured as a fraction of transaction amount, has been taken into considerations in our experiments.

Formally, the portfolio consists of $m+1$ assets, including m risky assets and one risk-free asset. Without depreciation, we choose money as the risk-free asset. The closing price of i^{th} asset after period t is $v_{i,t}^{close}$. The closing price of all assets comprise the price vector for period t as v_t^{close} . Modeling as a Markovian decision process, which indicates the next state only depends on current state and action. Tuple $(S, A, P, r, \rho_0, \gamma)$ describes the entire portfolio management problem where S is a set of states, A is a set of actions, $P : S \times A \times S \rightarrow \mathbb{R}$ is the transition probability distribution, $r : S \rightarrow \mathbb{R}$ is the reward function. $\rho_0 : S \rightarrow \mathbb{R}$ is the distribution of the initial state s_0 and $\gamma \in (0, 1)$ is the discount factor.

It's worth to note that in Markovian decision process, most objective functions take the form of discount rate, which is $R = \sum_{t=1}^T \gamma^t r(s_t, a_t)$. However, in the area of portfolio management, due to the property that the wealth accumulated by time t would be reallocated in time $t+1$, indicating that the wealth at time T , $P_T = \prod_{t=1}^T P_0 r_t$ is continued product form but not summation. A slightly modification would be needed, which is to take logarithm of the return to transform continued product form into summation.

To clarify each item in the Markovian decision process, we make some notations here. Define $y_t = \frac{v_t}{v_{t-1}} = (1, \frac{v_{1,t}}{v_{1,t-1}}, \dots, \frac{v_{m,t}}{v_{m,t-1}})^T$ as the price fluctuating vector. $w_{t-1} = (w_{0,t-1}, w_{1,t-1}, \dots, w_{m,t-1})^T$ represents the reallocated weight at the end of time $t-1$ with constraint

$\sum_i w_{i,t-1} = 1$. We assume initial wealth is P_0 . Definitions of state, action and reward in portfolio management are as below.

- State(s): one state includes previous open, closing, high, low price, volume or some other financial indexes in a fixed window.
- Action(a): the desired allocating weights, $a_{t-1} = (a_{0,t-1}, a_{1,t-1}, \dots, a_{m,t-1})^T$ is the allocating vector at period $t-1$, subject to the constraint $\sum_{i=0}^m a_{i,t-1} = 1$. Due to the price movement in a day, the weights vector a_{t-1} at the beginning of the day would evolve into w_{t-1} at the end of the day:

$$w_{t-1} = \frac{y_{t-1} \odot a_{t-1}}{y_{t-1} \cdot a_{t-1}}$$

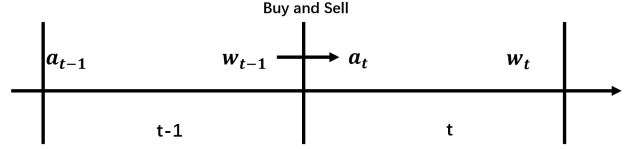


Fig. 1. The evolution of weights vector

- Reward(r): the naive fluctuation of wealth minus transaction cost. The fluctuation of wealth is $a_{t-1}^T \cdot y_{t-1}$. In the meanwhile, transaction cost should be subtracted from that, which equals $\mu \sum_{i=1}^m |a_{i,t-1} - w_{i,t-1}|$. The equation above suggests that only transactions in stocks occur transaction cost. Specifically, we set $\mu = 0.25\%$. In conclusion, the immediate reward at time $t-1$ as:

$$r_t(s_{t-1}, a_{t-1}) = \log(a_{t-1} \cdot y_{t-1} - \mu \sum_{i=1}^m |a_{i,t-1} - w_{i,t-1}|)$$

The introduction of transaction cost is a nightmare to some traditional trading strategy, such as follow the winner, follow the loser etc. Even can we predict precisely all stock price in the future, deriving the optimal strategy when the period is long or the scale of portfolio is large, is still intractable. Without transaction cost, greedy algorithm can achieve optimal profits. To be specific, allocating all the wealth into the asset which has the highest expected increase rate is the optimal policy in such a naive setting. However, the existence of transaction cost might turn action changing too much from previous weight vector into suboptimal action if the transaction cost overweighs the immediate return.

Although rich literatures have discussed Markovian decision process, portfolio management is still challenging due to its properties. First and foremost, abundant noise included in the stock data leads to distorted prices. Observations of stock prices and financial indexes can hardly reflect the states underneath. Providing inefficient state representations for the algorithm would lead to disastrous failure in its performance.

What's more, the transition probability of different states is still unknown. We must learn environment before we attempt to solve such a complex dynamic programming problem.

Although buying and selling stocks must be conducted by hands, here we still adapt continuous assumption. In fact when wealth is much more than the prices of stocks, such a simplification would not lose much generation.

IV. DEEP REINFORCEMENT LEARNING

Reinforcement learning, especially combining with state-of-art deep learning method is therefore thought to be a good candidate for solving portfolio problem. Reinforcement learning is a learning method, by which the agent interacts with the environment with less prior information and learning from the environment by trial-and-error while refining its strategy at the same time. Its low requirements for modeling and feature engineering is suitable for dealing with complex financial markets. What's more, deep learning has witnessed its rapid progress in speech recognition and image identification. Its outperformance with conventional methods has proven its capability to capture complex, non-linear patterns. In fact, different methods using neural network in designing trading algorithms have been proposed.

Compared with solely using deep learning or reinforcement learning in portfolio management, deep reinforcement learning mainly has three strengths.

First, with market's information as its input and allocating vector as its output, deep reinforcement learning is an totally artificial intelligent methods in trading, which avoids the hand-made strategy from prediction of the future stock price and can fully self-improved.

Second, deep reinforcement learning does not explicitly involve predictions towards stock performance, which has been proven very hard. Therefore, less challenges would hinder the improvement in reinforcement learning performance.

Third, compared with conventional reinforcement learning, deep reinforcement learning approximates strategy or value function by using neural network, which can not only include the flexibility of designing specific neural network structure but also prevent so called "curse of dimensionality", enabling large-scale portfolio management.

Several continuous reinforcement learning methods have been proposed, such as policy gradient, dual DQN, Deep Deterministic Policy Gradient and Proximal Policy Optimization. We conduct the latter two algorithms in our experiments to test their potential in portfolio management.

A. Deep Deterministic Policy Gradient

Deep Deterministic Policy Gradient(DDPG) is a combination of Q-learning and policy gradient and succeed in using neural network as its function approximator based on Deterministic Policy Gradient Algorithms.[12] To illustrate its idea, we would briefly introduce Q-learning and policy gradient and then we would come to DDPG.

Q-learning is a reinforcement learning based on Q-value function. To be specific, a Q-value function gives expected accumulated reward when executing action a in state s and follow policy π in the future, which is:

$$Q^\pi(s_t, a_t) = \mathbb{E}_{r_t \geq t, s_t > t} \mathbb{E}_{a_t > t} \pi[R_t | s_t, a_t]$$

The Bellman Equation allows us to compute it by recursion:

$$Q^\pi(s_t, a_t) = \mathbb{E}_{r_t, s_{t+1} \sim E}[r(s_t, a_t) + \gamma \mathbb{E}_{a_{t+1} \sim \pi}[Q^\pi(s_{t+1}, a_{t+1})]]$$

For a deterministic policy which is a function $\mu : S \rightarrow A$, the above equation can be written as:

$$Q^\pi(s_t, a_t) = \mathbb{E}_{r_t, s_{t+1} \sim E}[r(s_t, a_t) + \gamma [Q^\mu(s_{t+1}, \mu(s_{t+1}))]]$$

To be specific, Q-learning adapts greedy policy which is:

$$\mu(s) = \arg \max_a Q(s, a)$$

Deep reinforcement learning uses neural network as the Q-function approximator and some methods including replay buffer are proposed to improve the convergence to the optimal policy. Instead of using iterations to derive the conventional Q-value function, the function approximator, parameterized by θ^Q , is derived by minimizing the loss function below:

$$L(\theta^Q) = \mathbb{E}_{s_t \sim \rho^\beta, a_t \sim \beta, r_t \sim} [(Q(s_t, a_t | \theta^Q) - y_t)^2]$$

where

$$y_t = r(s_t, a_t) + \gamma Q(s_{t+1}, \mu(s_{t+1}) | \theta^Q)$$

It's worth to note here that y_t is calculated by a separate target network which is softly updated by online network. This simple change moves the relatively unstable problem of learning the action-value function closer to the case of supervised learning, a problem for which robust solutions exist. This is another method to improve convergence.

When dealing with continuous action space, naively implementing Q-learning is intractable when the action space is a large due to the "curse of dimensionality". What's more, determining the global optimal policy in an arbitrary Q-value function may be infeasible without some good features guaranteed such as convex.

The answer of DDPG to address the continuous control problem is to adapt policy gradient, in which DDPG consists of an actor which would directly output continuous action. Policy would then be evaluated and improved according to critic, which in fact is a Q-value function approximator to represent objective function. Recall the goal of Markovian decision process: derive the optimal policy which maximize the objective function. Parameterized by θ , we can formally write it as:

$$\begin{aligned} \tau &= (s_1, a_1, s_2, a_2, \dots) \\ J(\pi_\theta) &= \mathbb{E}_{\tau \sim p_\theta(\tau)} [\sum_t \gamma^t r(s_t, a_t)] \\ \pi_{\theta^*} &= \arg \max_{\pi_\theta} J(\pi_\theta) \\ &= \arg \max_{\pi_\theta} \mathbb{E}_{\tau \sim p_\theta(\tau)} [\sum_t \gamma^t r(s_t, a_t)] \\ &= \arg \max_{\pi_\theta} \mathbb{E}_{\tau \sim p_\theta(\tau)} [r(\tau)] \\ &= \arg \max_{\pi_\theta} \int \pi_\theta(\tau) r(\tau) d\tau \end{aligned}$$

In deep reinforcement learning, gradient descent is the most common method to optimize given objective function, which

is usually non-convex and high-dimensional. Taking derivative of the objective function equals to take derivative of policy. Assume the time horizon is finite, we can write the strategy in product form:

$$\begin{aligned}\pi_\theta(\tau) &= \pi_\theta(s_1, a_1, \dots, s_T, a_T) \\ &= p(s_1) \prod_{t=1}^T \pi_\theta(a_t|s_t) p(s_{t+1}|s_t, a_t)\end{aligned}$$

However, such form is difficult to make derivative in terms of θ . To make it more computing-tractable, a transformation has been proposed to turn it into summation form:

$$\begin{aligned}\nabla_\theta \pi_\theta(\tau) &= \pi_\theta(\tau) \frac{\nabla_\theta \pi_\theta(\tau)}{\pi_\theta(\tau)} \\ &= \pi_\theta(\tau) \nabla_\theta \log \pi_\theta(\tau) \\ \nabla_\theta \log \pi_\theta(\tau) &= \nabla_\theta (\log p(s_1) + \sum_{t=1}^T \log \pi_\theta(a_t|s_t) + \log p(s_{t+1})) \\ &= \sum_{t=1}^T \nabla_\theta \log \pi_\theta(a_t, s_t)\end{aligned}$$

Therefore, we can rewrite differentiation of the objective function into that of logarithm of policy:

$$\begin{aligned}\nabla J(\pi_\theta) &= \mathbb{E}_{\tau \sim \pi_\theta(\tau)} [r(\tau)] \\ &= \mathbb{E}_{\tau \sim \pi_\theta(\tau)} [\nabla_\theta \log \pi_\theta(\tau) r(\tau)] \\ &= \mathbb{E}_{\tau \sim \pi_\theta(\tau)} [(\sum_{t=1}^T \nabla_\theta \log \pi_\theta(a_t|s_t)) (\sum_{t=1}^T \gamma^t r(s_t, a_t))]\end{aligned}$$

In deep deterministic policy gradient, four networks are required: online actor, online critic, target actor and target critic. Combining Q-learning and policy gradient, actor is the function μ and critic is the Q-value function. Agent observe a state and actor would provide an "optimal" action in continuous action space. Then the online critic would evaluate the actor's proposed action and update online actor. What's more, target actor and target critic are used to update online critic.

Formally, the update scheme of DDPG is as below:

For online actor:

$$\begin{aligned}\nabla_{\theta^\mu} J &\approx \mathbb{E}_{s_t \sim \rho^\beta} [\nabla_{\theta^\mu} Q(s, a|\theta^Q)|_{s=s_t, a=\mu(s_t|\theta^\mu)}] \\ &= \mathbb{E}_{s_t \sim \rho^\beta} [\nabla_a Q(s, a|\theta^Q)|_{s=s_t, a=\mu(s_t)} \nabla_{\theta^\mu} \mu(s|\theta^\mu)|_{s=s_t}]\end{aligned}$$

For online critic, the update rule is similar. The target actor and target critic are updated softly from online actor and online critic. We would leave the details in the presentation of the algorithm:

B. Proximal Policy Optimization

Most algorithms for policy optimization can be classified into three broad categories: (1) policy iteration methods. (2) policy gradient methods and (3) derivative-free optimization methods. Proximal Policy Optimization (PPO) falls into the second category. Since PPO is based on Trust Region Policy

Algorithm 1 DDPG

- 1: Randomly initialize actor $\mu(s|\theta^\mu)$ and critic $Q(s, a|\theta^Q)$
- 2: Create Q' and μ' by $\theta^{Q'} \rightarrow \theta^Q, \theta^{\mu'} \rightarrow \theta^\mu$
- 3: Initialize replay buffer R
- 4: **for** $i = 1$ to M **do**
- 5: Initialize a UO process \mathcal{N}
- 6: Receive initial observation state s_1
- 7: **for** $t = 1$ to T **do**
- 8: Select action $a_t = \mu(s_t|\theta^\mu) + \mathcal{N}_t$
- 9: Execute action a_t and observe r_t and s_{t+1}
- 10: Save transition (s_t, a_t, r_t, s_{t+1}) in R
- 11: Sample a random minibatch of N transitions (s_i, a_i, r_i, s_{i+1}) in R
- 12: Set $y_i = r_i + \gamma Q'(s_{i+1}, \mu'(s_{i+1}|\theta^{\mu'})|\theta^{Q'})$
- 13: Update critic by minimizing the loss: $L = \frac{1}{N} \sum_i (y_i - Q(s_i, a_i|\theta^Q))^2$
- 14: Update actor policy by policy gradient:

$$\nabla_{\theta^\mu} J \approx \frac{1}{N} \sum_i \nabla_{\theta^\mu} Q(s, a|\theta^Q)|_{s=s_t, a=\mu(s_t|\theta^\mu)} \nabla_{\theta^\mu} \mu(s|\theta^\mu)|_{s_t}$$
- 15: Update the target networks:

$$\theta^{Q'} \rightarrow \tau \theta^Q + (1 - \tau) \theta^{Q'}$$

$$\theta^{\mu'} \rightarrow \tau \theta^\mu + (1 - \tau) \theta^{\mu'}$$
- 16: **end for**
- 17: **end for**

Optimization (TRPO) [13], we would introduce TRPO first and then PPO.

TRPO finds an lower bound for policy improvement so that policy optimization can deal with surrogate objective function. This could guarantee monotone improvement in policies.

Formally, let π denote a stochastic policy $\pi : S \times A \rightarrow [0, 1]$, which indicates that the policy would derive a distribution in continuous action space in the given state to represent all the action's fitness. Let

$$\eta(\pi) = \mathbb{E}_{s_0, a_0, \dots} [\sum_{t=0}^{\infty} \gamma^t r(s_t)]$$

$$s_0 \sim \rho_0(s_0), a_t \sim \pi(a_t|s_t), s_{t+1} \sim P(s_{t+1}, a_{t+1}|s_t, a_t)$$

Following standard definitions of the state-action value function Q_π , the value function V_π and the advantage function as below:

$$V_\pi(s_t) = \mathbb{E}_{a_t, s_{t+1}, \dots} [\sum_{l=0}^{\infty} \gamma^l r(s_{t+l})]$$

$$Q_\pi(s_t, a_t) = \mathbb{E}_{s_{t+1}, a_{t+1}, \dots} [\sum_{l=0}^{\infty} \gamma^l r(s_{t+l})]$$

$$A_\pi(s, a) = Q_\pi(s, a) - V_\pi(s)$$

The expected return of another policy $\tilde{\pi}$ over π can be expressed in terms of the advantage accumulated over timesteps:

$$\eta(\tilde{\pi}) = \eta(\pi) + \mathbb{E}_{s_0, a_0, \dots \sim \tilde{\pi}} \left[\sum_{t=0}^{\infty} \gamma^t A_{\pi}(s_t, a_t) \right]$$

The above equation can be rewritten in terms of states:

$$\begin{aligned} \eta(\tilde{\pi}) &= \eta(\pi) + \sum_{t=0}^{\infty} \sum_s P(s_t = s | \tilde{\pi}) \sum_a \tilde{\pi}(a|s) \gamma^t A_{\pi}(s, a) \\ &= \eta(\pi) + \sum_s \sum_{t=0}^{\infty} \gamma^t P(s_t = s | \tilde{\pi}) \sum_a \tilde{\pi}(a|s) A_{\pi}(s, a) \\ &= \eta(\pi) + \sum_s \rho_{\tilde{\pi}}(s) \sum_a \tilde{\pi}(a|s) A_{\pi}(s, a) \end{aligned}$$

where $\rho_{\tilde{\pi}} = P(s_0 = s) + \gamma P(s_1 = s) + \gamma^2 P(s_2 = s) + \dots$ denotes the discounted visitation frequencies of state s given policy $\tilde{\pi}$.

However, the complexity due to the reliance to policy $\tilde{\pi}$ makes the equation difficult to compute. Instead, TRPO proposes the following local approximation.

$$L_{\pi}(\tilde{\pi}) = \eta(\pi) + \sum_s \rho_{\pi}(s) \sum_a \tilde{\pi}(a|s) A_{\pi}(s, a)$$

The lower bound of policy improvement, as one of the key results of TRPO, provides theoretical guarantee for monotonic policy improvement:

$$\eta(\pi_{new}) \geq L_{\pi_{old}}(\pi_{new}) - \frac{4\epsilon\gamma}{(1-\gamma)^2} \alpha^2$$

where

$$\begin{aligned} \epsilon &= \max_{s,a} |A_{\pi}(s, a)| \\ \alpha &= D_{TV}^{max}(\pi_{old}, \pi_{new}) \\ &= \max_s D_{TV}(\pi_{old}(\cdot|s) || \pi_{new}(\cdot|s)) \end{aligned}$$

$D_{TV}(p||q) = \frac{1}{2} \sum_i |p_i - q_i|$ is the total variation divergence distance between two discrete probability distributions.

Since $D_{KL}(p||q) \geq D_{TV}(p||q)^2$, we can derive the following inequation, which is used in the construction of the algorithm:

$$\eta(\tilde{\pi}) \geq L_{\pi}(\tilde{\pi}) - CD_{KL}^{max}(\pi, \tilde{\pi})$$

where

$$\begin{aligned} C &= \frac{4\epsilon\gamma}{(1-\gamma)^2} \\ D_{KL}^{max}(\pi, \tilde{\pi}) &= \max_s D_{KL}(\pi(\cdot|s) || \tilde{\pi}(\cdot|s)) \end{aligned}$$

The proofs of above equations are available in [13]

To go further into the detail, let $M_i(\pi) = L_{\pi_i}(\pi) - CD_{KL}^{max}(\pi_i, \pi)$. Two properties would be uncovered without much difficulty as follow:

$$\eta(\pi_i) = M_i(\pi_i)$$

$$\eta(\pi_{i+1}) \geq M_i(\pi_{i+1})$$

Therefore, we could give out the lower bound of the policy improvement:

$$\eta(\pi_{i+1}) - \eta(\pi_i) \geq M_i(\pi_{i+1}) - M_i(\pi_i)$$

Thus, by maximizing M_i at each iteration, we guarantee that the true objective η is non-decreasing. Consider parameterized policies π_{θ_i} , the policy optimization can be turned into:

$$\max_{\pi_{\theta_i}} [L_{\pi_{\theta_{i-1}}}(\pi_{\theta_i}) - CD_{KL}^{max}(\pi_{\theta_{i-1}}, \pi_{\theta_i})]$$

However, the penalty coefficient C from the theoretical result would provide policy update with too small step sizes. While in the final TRPO algorithm, an alternative optimization problem is proposed after carefully considerations of the structure of the objective function:

$$\begin{aligned} &\max_{\pi_{\theta_i}} L_{\pi_{\theta_i}} \\ s.t. \quad &\overline{D}_{KL}^{\rho_{\pi_{\theta_{i-1}}}}(\pi_{\theta_{i-1}}, \pi_{\theta_i}) \leq \delta \end{aligned}$$

where $\overline{D}_{KL}^{\rho}(\pi_{\theta_1}, \pi_{\theta_2}) = \mathbb{E}_{s \sim \rho} [D_{KL}(\pi_{\theta_1}(\cdot|s) || \pi_{\theta_2}(\cdot|s))]$

Further approximations are proposed to make the optimization tractable. Recalled that the origin optimization problem can be written as :

$$\max_{\pi_{\theta}} \sum_s \rho \pi_{\theta_{i-1}}(s) \sum_a \pi_{\theta_i}(a|s) A_{\pi_{\theta_{i-1}}}(s, a)$$

After some approximations including importance sampling, the final optimization comes into:

$$\max_{\pi_{\theta_i}} \mathbb{E}_{s \sim \rho \pi_{\theta_{i-1}}, a \sim q} \left[\frac{\pi_{\theta_i}(a|s)}{q(a|s)} A_{\pi_{\theta_{i-1}}}(s, a) \right]$$

$$s.t. \quad \mathbb{E}_{s \sim \rho \pi_{\theta_{i-1}}} [D_{KL}(\pi_{\theta_{i-1}}(\cdot|s) || \pi_{\theta_i}(\cdot|s))] \leq \delta$$

So here comes the PPO[9]: it proposed new surrogate objective to simplify TRPO. One of them is clipped surrogate objective which we choose in our experiments. Let us denote $r(\theta) = \frac{\pi_{\theta}(a|s)}{\pi_{\pi_{old}}(a|s)}$. The clipped surrogate objective can be written as:

$$L^{CLIP}(\theta) = \mathbb{E}[\min(r(\theta)A, \text{clip}(r(\theta), 1 - \epsilon, 1 + \epsilon)A)]$$

This net surrogate objective function can constrain the update step in a much simpler manner and experiments show it does outperform the original objective function in terms of sample complexity.

Algorithm 2 PPO

- 1: Initialize actor $\mu : S \rightarrow \mathbb{R}^{m+1}$ and
 $\sigma : S \rightarrow \text{diag}(\sigma_1, \sigma_2, \dots, \sigma_{m+1})$
- 2: **for** $i = 1$ to M **do**
- 3: Run policy $\pi_\theta \sim N(\mu(s), \sigma(s))$ for T timesteps and
collect (s_t, a_t, r_t)
- 4: Estimate advantages $\hat{A}_t = \sum_{t' > t} \gamma^{t'-t} r_{t'} - V(s_t)$
- 5: Update old policy $\pi_{old} \leftarrow \pi_\theta$
- 6: **for** $j = 1$ to N **do**
- 7: Update actor policy by policy gradient:

$$\sum_i \nabla_\theta L_i^{CLIP}(\theta)$$

- 8: Update critic by:

$$\nabla L(\phi) = - \sum_{t=1}^T \nabla \hat{A}_t^2$$

- 9: **end for**
 - 10: **end for**
-

V. EXPERIMENTS

A. Data preparation

Our experiments are conducted on China Stock data and America Stock data from investing.com, wind and Shinging-Midas Private Fund. We select two baskets of stocks with low correlation or even negative correlation from these markets to demonstrate our agent's capability to allocate between different assets. In order to hold our assumption, we choose stocks with large volume so that our trades would not affect the market. In China stock market, we choose 18 stocks in order to test the algorithm in large-scale portfolio management setting. In America stock market we choose 6 stocks. What's more, we choose last 3 years as our training and testing period, with 2015/01/01 – 2016/12/31 as training period and 2017/01/01 – 2018/01/01 as testing period. The stock codes we select are as follow:

market	code	market	code
China	000725	USA	AAPL
China	000002	USA	ADBE
China	600000	USA	BABA
China	000862	USA	SNE
China	600662	USA	V
China	002066		
China	600326		
China	000011		
China	600698		
China	600679		
China	600821		
China	600876		
China	600821		
China	000151		
China	000985		
China	600962		

TABLE I
STOCK CODES

In order to derive a general agent which is robust with different stocks, we normalize the price data. To be specific, we divide the opening price, closing price, high price and low price by the close price at the last day of the period. For missing data which occurs during weekends and holidays, in order to maintain the time series consistency, we fill the empty price data with the close price on the previous day and we also set volume 0 to indicate the market is closed at that day.

B. network structure

Motivated by Jiang et al., we use so called Identical Independent Evaluators (IIE). IIE means that the networks flow independently for the $m+1$ assets while network parameters are shared among these streams. The network evaluates one stock at a time and output a scalar to represent its preference to invest in this asset. Then $m+1$ scalars are normalized by softmax function and compressed into a weight vector as the next period's action. IIE has some crucial advantages over an integrated network, including scalability in portfolio size, data-usage efficiency and plasticity to asset collection. The explanation can be reviewed in [10] and we are not going to illustrate them here.

We find that in other works about deep learning in portfolio management, CNN outperforms RNN and LSTM in most cases. However, different from Jiang et al., we alternate CNN with Deep Residual Network. The depth of the neural network plays an important role in its performance. However, conventional CNN network is stopped from going deeper because of gradient vanishment and gradient explosion when the depth of the networks increases. Deep residual network solves this problem by adding a shortcut for layers to jump to the deeper layers directly, which could prevent the network from deteriorating as the depth adds. Deep Residual Network has gained remarkable performance in image recognition and greatly contributes to the development of deep learning.

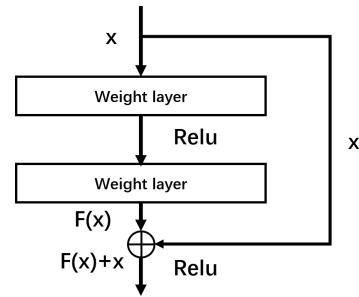


Fig. 2. Residual Block

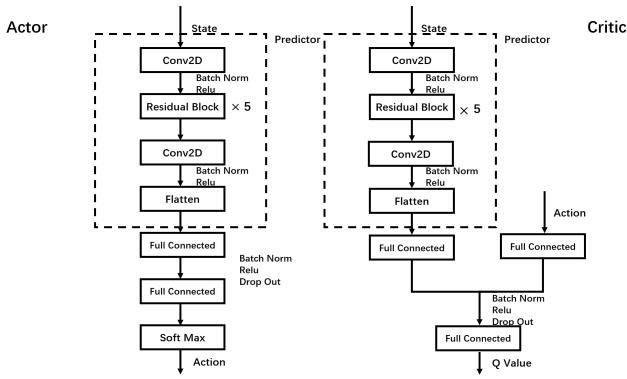


Fig. 3. DDPG Network Structure in our experiments

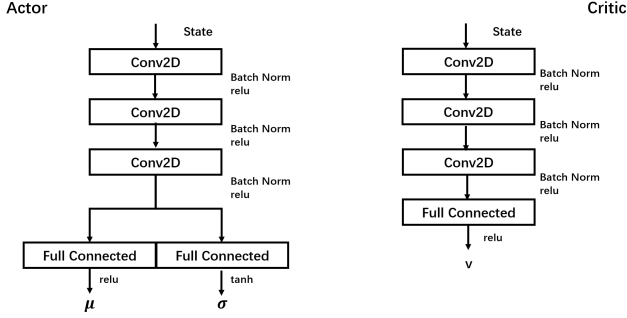


Fig. 4. PPO Network Structure in our experiments

Algorithm	DDPG		PPO	
	Actor	Critic	Actor	Critic
Optimizer	Adam	Adam	GradientDescent	GradientDescent
Learning Rate	10^{-3}	10^{-1}	10^{-3}	10^{-3}
τ	10^{-2}	10^{-2}	10^{-2}	10^{-2}

TABLE II
HYPER PARAMETERS IN OUR EXPERIMENTS

C. result

1) *learning rate*: Learning rate plays an essential role in neural network training. However, it is also very subtle. A high learning rate will make training loss decrease fast at the beginning but drop into a local minimum occasionally, or even vibrate around the optimal solution but could not reach it. A low learning rate will make the training loss decrease very slowly even after a large number of epochs. Only a proper learning rate can help network achieve a satisfactory result.

Therefore, we implement DDPG and test it using different learning rates. The results show that learning rates have significant effect on critic loss even actor's learning rate does not directly control the critic's training. We find that when the actor learns new patterns, critic loss would jump. This indicates that the critic has not sufficient generalization ability towards new states. Only when the actor becomes stable can the critic loss decreases.

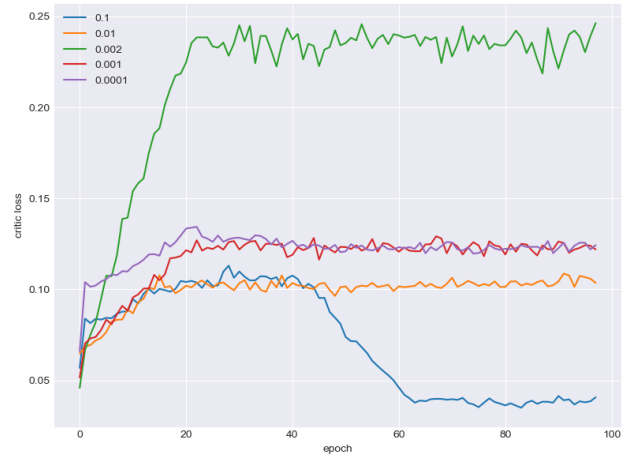


Fig. 5. Critic loss under different actor learning rates

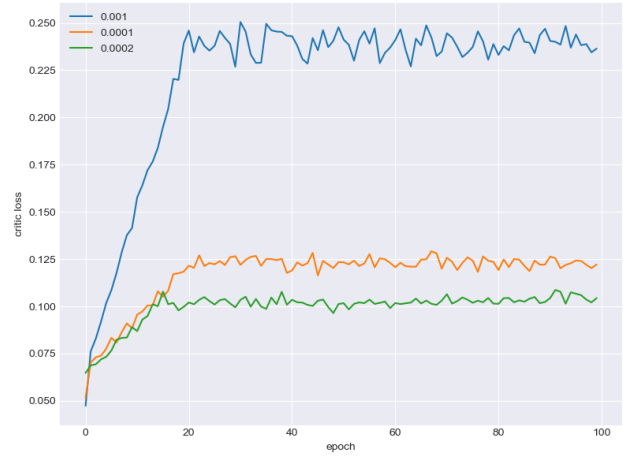


Fig. 6. Critic loss under different critic learning rates

2) *Risk*: Due to the limitation of training data, our reinforcement learning agent may underestimate the risk when training in bull market, which may occur disastrous deterioration in its performance in real trading environment. Different approaches in finance can help evaluate the current portfolio risk to alleviate the effect of biased training data. Inspired by Almahdi et al. in which objective function is risk-adjusted and Jacobsen et al. which shows the volatility would cluster in a period, we modify our objective function as follow:

$$R = \sum_{t=1}^T \gamma^t (r(s_t, a_t) - \beta \sigma_t^2)$$

where $\sigma_t^2 = \frac{1}{L} \sum_{t'=t-L+1}^t \sum_{i=1}^{m+1} (y_{i,t'} - \bar{y}_{i,t'})^2 \cdot w_{i,t}$ and $\bar{y}_{i,t'} = \frac{1}{L} \sum_{t'=t-L+1}^t y_{i,t'}$ measure the volatility of the returns of asset i in the last L day. The objective function is constrained by reducing the profit from investing in highly volatile assets which would make our portfolio exposed in exceeded danger.

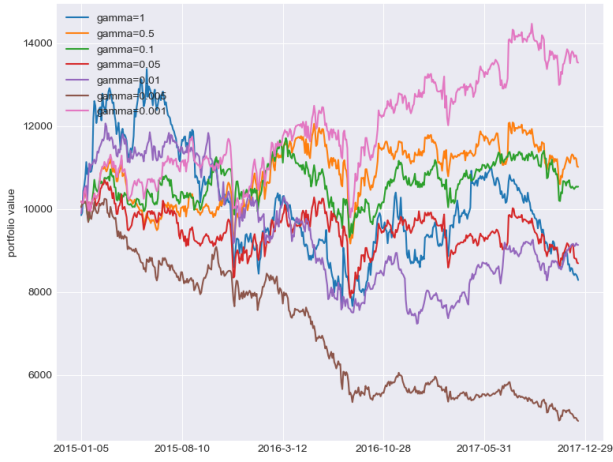


Fig. 7. Comparison of portfolio value with different risk penalties(β)

Unfortunately, the result seems not support our modifications. We also train our agent in objective function taking form of Sharpe ratio but it also fails. In fact, reward engineering is one of the core topics in designing reinforcement learning algorithms. It seems that our modification makes the objective function too complex [15].

3) *Features combination*: As far as we know, few works discuss the combinations of features in reinforcement learning. Different from end to end game playing or robot control whose input is pixels, in portfolio management, abundant features can be taken into considerations. Common features include the closing price, the open price, the high price, the low price and volume. What's more, financial indexes for long term analysis such as Price-to-Earning Ratio (PE), Price to book ratio (PB) can also provide insights into market movements.

However, adding irrelevant features would add noise and deteriorate the training. The trade off in it is the topic of feature selection. Therefore, we conduct experiments under different combinations of features, which are 1. only with closing prices, 2. with closing and high, 3. with closing and open, 4. with closing and low prices. The results show that feature combinations matter in the training process. Select closing and high price could help agent gain the best performance in our experiments.

4) *Training and Testing*: After experiments mentioned above, we derive a satisfying set of hyper parameters and features combinations. Under such setting, we conduct training for 1000 epochs on both China stock market and USA stock market. The result shows that training could increase accumulative portfolio value (APV) while reducing the volatility of the returns in training data.

Then we back test our agent on USA and China data. DDPG agent gains the highest APV amongst all the agents. However, its risk is also higher than other agents with the highest maximum drawdown. The unsatisfying performance of PPO algorithm also uncovers the considerable gap between game playing or robot control and portfolio management. Random



Fig. 8. Comparison of critic loss with different features combinations



Fig. 9. Comparison of reward with different features combinations

policy seems unsuitable in such an unstationary, low signal noise ratio financial market although its theoretical properties are appealing, including monotone improvement of policy and higher sample efficiency.

	APV(%)	Sharpe Ratio(%)	Maximum Drawdown
DDPG	159.904	1.379	0.164
PPO	106.520	0.867	0.107
Winner	66.484	1.411	0.160
Loser	57.662	1.150	0.066
UCRP	144.371	0.695	0.0482

TABLE III
PERFORMANCES OF DIFFERENT STRATEGIES

Back test on China data is frustrated in which our agent seems learn nothing in training. The possible reasons will be discussed in our conclusion.



Fig. 10. Comparison of portfolio value before and after learning in training data of China stock market



Fig. 11. Comparison of portfolio value before and after learning of America stock market

VI. FUTURE WORK

Thanks to the characteristics of portfolio management, there is still many interesting topics in combination with deep reinforcement learning. For future research, we will try to use other indicators to measure the risk of our asset allocation, and work on the combination with conventional models in finance to make advantages of previous finance research. To be specific, we believe model-based reinforcement as a good candidate in portfolio management instead of model-free [16] [17]. In model-based reinforcement learning, a model of the dynamics is used to make predictions, which is used for action selection. Let $f_\theta(s_t; a_t)$ denote a learned discrete-time dynamics function, parameterized by θ , that takes the current state s_t and action a_t and outputs an estimate of the next state at time $t + \Delta t$. We can then choose actions by solving the



Fig. 12. Backtest on USA stock market

following optimization problem:

$$(a_t, \dots, a_{t+H-1}) = \arg \max_{a_t, \dots, a_{t+H-1}} \sum_{t'=t}^{t+H-1} \gamma^{t'-t} r(s_{t'}, a_{t'})$$

What's more, due to the fact that neural network is sensitive to the quality of data, traditional financial data noise reduction approaches can be utilized, such as wavelet analysis [18] and the Kalman Filter [19]. A different approach for data pre-processing is to combine HMM with reinforcement learning, which is to extract the states beneath the fluctuated prices and learning directly from them [20].

Modification of the object function can also be taken into considerations. One direction is to adapt risk-adjust return. Another direction we come up with experiments in designing RL agent in game playing. In game playing, the reward function is simple, for example, in flappy bird, the agent would receive reward 1 when passing a pillar or receive reward -1 when drop to the ground. Complex objective function would hinder agent from achieving desirable performance. We have conduct a naive version of accumulative portfolio value as object function, which is to take win rate instead of absolute return but we cannot receive satisfying improvement.

VII. CONCLUSION

This paper applies reinforcement learning algorithms with continuous action space to asset allocation. We compare the performances of DDPG and PPO algorithms in different markets, hyper parameters and so on. Compared with previous works of portfolio management using reinforcement learning, we test our agents with risk-adjusted accumulative portfolio value as objective function and different features combinations as input. The experiments show that the strategy obtained by DDPG algorithm can outperform the conventional strategies in assets allocation. It's found that deep reinforcement learning can somehow capture patterns of market movements even though it is allowed to observe limited data and features and self-improve its performance.

However, reinforcement learning does not gain such remarkable performance in portfolio management so far as those in game playing or robot control. We come up with a few ideas.

First, the second-order differentiability for the parameters in the neural network of the output strategy and the expectation in Q-value is necessary for convergence of the algorithm. Due to the algorithm, we could only search for optimal policy in the second-order differentiable strategy function set, instead of in the policy function set, which might also lead to the failure of finding globally optimal strategy.

Second, the algorithm requires stationary transition. However, due to market irregularities and government intervention, the state transitions in stock market might be time varying.

In our experiments, deep reinforcement learning is highly sensitive so that its performance is unstable. What's more, the degeneration of our reinforcement learning agent, which often tends to buy only one asset at a time, indicates more modifications are needed for designing promising algorithms.

ACKNOWLEDGMENT

We would like to say thanks to Mingwen Liu from Shing-ingMidas Private Fund, Zheng Xie and Xingyu Fu from Sun Yat-sen University for their generous guidance. Without their support, we could not overcome so many challenges during this project.

REFERENCES

- [1] Li, Bin, and Steven CH Hoi. "Online portfolio selection: A survey." *ACM Computing Surveys (CSUR)* 46.3 (2014): 35.
- [2] Du, Xin, Jinjian Zhai, and Koupin Lv. "Algorithm trading using q-learning and recurrent reinforcement learning." *positions* 1 (2009): 1.
- [3] Almahdi, Saud, and Steve Y. Yang. "An adaptive portfolio trading system: A risk-return portfolio optimization using recurrent reinforcement learning with expected maximum drawdown." *Expert Systems with Applications* 87 (2017): 267-279.
- [4] An Algorithm for Trading and Portfolio Management Using Q-learning and Sharpe Ratio Maximization
- [5] Li, Yuxi. "Deep reinforcement learning: An overview." *arXiv preprint arXiv:1701.07274* (2017).
- [6] Sutton, Richard S., et al. "Policy gradient methods for reinforcement learning with function approximation." *Advances in neural information processing systems*. 2000.
- [7] Mnih, Volodymyr, et al. "Human-level control through deep reinforcement learning." *Nature* 518.7540 (2015): 529.
- [8] Lillicrap, Timothy P., et al. "Continuous control with deep reinforcement learning." *arXiv preprint arXiv:1509.02971* (2015).
- [9] Schulman, John, et al. "Proximal policy optimization algorithms." *arXiv preprint arXiv:1707.06347* (2017).
- [10] Jiang, Zhengyao, Dixing Xu, and Jinjun Liang. "A deep reinforcement learning framework for the financial portfolio management problem." *arXiv preprint arXiv:1706.10059* (2017).
- [11] Guo, Yifeng, et al. "Robust Log-Optimal Strategy with Reinforcement Learning." *arXiv preprint arXiv:1805.00205* (2018).
- [12] Silver, David, et al. "Deterministic policy gradient algorithms." *ICML*. 2014.
- [13] John Schulman, Sergey Levine, Philipp Moritz, Michael Jordan, Pieter Abbel: Trust Region Policy Optimization
- [14] Jacobsen, Ben, and Dennis Dannenburg. "Volatility clustering in monthly stock returns." *Journal of Empirical Finance* 10.4 (2003): 479-503.
- [15] Dewey, Daniel. "Reinforcement learning and the reward engineering principle." 2014 AAAI Spring Symposium Series. 2014.
- [16] Gu, Shixiang, et al. "Continuous deep q-learning with model-based acceleration." *International Conference on Machine Learning*. 2016.
- [17] Nagabandi, Anusha, et al. "Neural network dynamics for model-based deep reinforcement learning with model-free fine-tuning." *arXiv preprint arXiv:1708.02596* (2017).
- [18] Rua, Antnio, and Lus C. Nunes. "International comovement of stock market returns: A wavelet analysis." *Journal of Empirical Finance* 16.4 (2009): 632-639.
- [19] Faragher, Ramsey. "Understanding the basis of the Kalman filter via a simple and intuitive derivation." *IEEE Signal processing magazine* 29.5 (2012): 128-132.
- [20] Serban, Iulian Vlad, et al. "The Bottleneck Simulator: A Model-based Deep Reinforcement Learning Approach." *arXiv preprint arXiv:1807.04723* (2018).
- [21] Rao, Anil V. "A survey of numerical methods for optimal control." *Advances in the Astronautical Sciences* 135.1 (2009): 497-528.