

Quantization scheme of surface plasma polariton in helical liquid and the exchanging interaction between quasi particles and emitters

Li Mao* and Hongxing Xu†

School of Physics and Technology, Wuhan University, Wuhan, Hubei, 430072 CN

The collective modes of helical electron gases interacting with light have been studied in an extended random phase approximation. By separating two kinds of electron density oscillations, the complicate operator dynamics coupling electrons and photons can be simplified and solved. The inverse operator transformation that interprets electron oscillations and photons with quasi particles has been developed to study the interaction between surface plasma polaritons (SPPs) and emitters. Besides the ordinary interaction induced by electric field, we find an additional term which plays important roles at small distance arising from electron exchanging effect.

PACS numbers: 78.67.-n, 03.70.+k, 71.10.-w

Introduction—Recently, the quantum nature of surface plasmon polaritons (SPPs) [1], the coupled electromagnetic waves (or photons) and electron collective oscillations (or plasmons), has attracted great interests. It is well known that the electric fields of SPPs are quite localized and strongly enhanced [2], so, it provides an excellent platform for investigating light matter interaction [3]. With the remarkable progresses in theories and device fabrications, people now can study and analyze the light matter interaction in the extreme spatial confinement [4, 5], where the quantum effect becomes significant, such as the quantum tunneling [6–8] and size effects [9]. Also, it has been shown that SPPs can conserve the energy-time entanglement of a pair of photons [10], and can be used in integrated logic devices [11, 12]. And due to the strong coupling between SPPs and quantum emitters, such hybrid systems can be used as single photon sources [13].

Due to the novel properties of Dirac electrons[14], graphene and topological insulator (TI) become very hot topics in condensed matter physics. Most recently, plasmons and SPPs are proposed and confirmed to exist in graphene[15–17] which provides highly tunable plasmonic metamaterials[18], and in TI surface[19] which can be considered as coupled electron density oscillation and spin density oscillation[20]. People also find direct evidence for three dimensional (3D) Dirac plasmon in the type-II Dirac semimetal[21].

Generally, SPPs are regarded as quasi particles which hybrid photons and electron, collective oscillations. The quantization scheme of SPPs plays a fundamental role when dealing with the interaction between them and other particles or quasi-particles[22], also, it is important to the plasmon mediated interactions[23]. When the momentum is not quite small, one can ignore photons and the quantization can be achieved by directly writing down the plasmon operator as the summation of electron density oscillating operators, then the wave function and energy are solved with random phase approximation (RPA) [20, 24, 25]. In such method, the

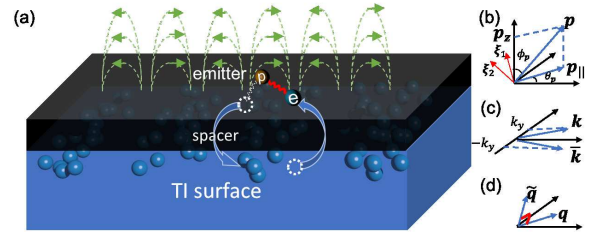


Figure 1. (Color online) (a). A molecular emitter (e means electron and p means positively charged core) is placed on top of a topological insulator with a spacer layer. When SPPs are excited in the TI surface, they can coupled to each other by the electromagnetic field and through exchanging electrons. (b). The coordinate system used in this paper. (c). The illustration of $\mathbf{k} = (k_x, -k_y, 0)$. (d). The illustration of $\tilde{\mathbf{q}}$ which perpendicular to \mathbf{q} with $\theta_{\tilde{\mathbf{q}}} = \theta_{\mathbf{q}} + \pi/2$.

interaction between electrons is the static Coulomb interaction, so the retardation effect[26] is totally ignored. While the another scheme developed from quantizing the electromagnetic wave [1, 27], which is widely applied, needs to solve Maxwell’s equations with the materials’ dielectric functions. Which means, in this method, the roles of electrons in SPPs are hidden behind the dielectric functions.

To clarify all components’ roles in SPPs, we extend the first method [20, 25] to include both photons and electrons. Firstly, we start from the full electron light interaction Hamiltonian, describe SPPs as the compositions of electron oscillations and photons. After separating two kinds of electron density oscillation operators, we get the quasi particle energies and wave functions with an extended RPA method. The wave functions are proved to satisfy a Schrödinger like equation of a none Hermitian Hamiltonian, and have modified orthogonal conditions. Once getting these orthogonal conditions, we can calculate the inverse operator transformation which expresses electron oscillations and photons with quasi particles. Finally, with the help of inverse operator transformation, we can calculate the Coulomb field and vector field and

analyze each component's contribution to the total electric field. Also, one can calculate the interaction between SPPs and other particles, as an example, we've calculated the SPP/emitter interaction and find it contains two parts, the first one is just $\hat{\mu} \cdot \hat{\mathbf{E}}$ term offered by the second scheme [22, 28], the second one is an additional interaction induced by exchanging electrons between them (The physical picture is illustrated in Figure 1a, where emitter electron can jump to 2DEG and join the oscillation of SPPs then go back to emitter at some other place), which has different selection rules and comparable strength at large q , and plays the most important role at small momentum.

Quantization Scheme of SPPs—The system we have considered can be described by Figure 1a, where a emitter (2D exciton or molecule) is closely placed on top of a 2D electron gas. Note that we've chosen the surface state of topological insulator (TI) [14], and it can be straightforwardly extended to others systems, such as graphene, single layer MoS₂, or quantum wells formed by semiconductor films. In the 2DEGs, SPPs can generate and propagate and interact with the emitter through electromagnetic field or through electron exchanging effect.

Firstly, let's ignore the emitter and calculate SPPs of the 2DEGs. Generally, the energies of SPPs we've considered in this paper are quite small compared to the band gap of 2DEG. So, an effective low energy Hamiltonian, $\hat{H}_s(\hat{\mathbf{p}}) = \hat{\mathbf{p}}^2/2m^* + \hbar v_f(\hat{\sigma}_x \hat{p}_y - \hat{\sigma}_y \hat{p}_x)$ for TI surface states, is sufficient to describing electrons. Note that, the topological trivial term $\hat{\mathbf{p}}^2/2m^*$ is essential to provide a diamagnetic current, which overcomes the energy cutoff problem when dealing with the optical properties of TI surface states [29], and also, we find this term renormalizes the paramagnetic current-current response function to the physical one (For more details, please see the supplementary material.). Under these considerations, the total electron light interaction Hamiltonian in Heisenberg picture reads (Coulomb gauge $\nabla \cdot \hat{\mathbf{A}} = 0$ has been used in this paper).

$$\begin{aligned} \hat{\mathbf{H}}(t) &= \int d\mathbf{x} \hat{\Psi}^\dagger(\mathbf{x}, t) H_s[\hat{\mathbf{p}} + \frac{e}{c} \hat{\mathbf{A}}(\mathbf{x}, t)] \hat{\Psi}(\mathbf{x}, t) \\ &+ \frac{1}{2} \int d\mathbf{x} d\mathbf{x}' \hat{\Psi}^\dagger(\mathbf{x}, t) \hat{\Psi}^\dagger(\mathbf{x}', t') V(|\mathbf{x} - \mathbf{x}'|) \hat{\Psi}(\mathbf{x}', t) \hat{\Psi}(\mathbf{x}, t) \\ &+ \sum_{\lambda \mathbf{p}} \hbar \omega_{\mathbf{p}} \hat{a}_{\lambda \mathbf{p}}^\dagger(t) \hat{a}_{\lambda \mathbf{p}}(t), \end{aligned} \quad (1)$$

where $\hbar \omega_{\mathbf{p}}$ is the free photon energy, and \mathbf{x} and \mathbf{p} are the 3D position and momentum vector respectively. In this paper, we have used cylinder coordinates that $\mathbf{x} = (\mathbf{r}, z)$ and $\mathbf{p} = (\mathbf{p}_{\parallel}, p_z)$. The photon index $\lambda = 1, 2$ corresponding to two photon modes with the polarization vectors $\xi_{\lambda \mathbf{p}}$ perpendicular to the wave vector \mathbf{p} , which have been set to $\xi_1(\mathbf{p}) = (-\sin \theta_{\mathbf{p}}, \cos \theta_{\mathbf{p}}, 0)$ and $\xi_2(\mathbf{p}) = (-\cos \phi_{\mathbf{p}} \cos \theta_{\mathbf{p}}, -\cos \phi_{\mathbf{p}} \sin \theta_{\mathbf{p}}, \sin \phi_{\mathbf{p}})$, where $\theta_{\mathbf{p}}$ and $\phi_{\mathbf{p}}$ are angles of \mathbf{p} in polar coordi-

nate (please see Figure 1b). The radiation field $1/c \hat{\mathbf{A}}(\mathbf{x}, t) = 1/\sqrt{V} \sum_{\lambda \mathbf{p}} e^{i\mathbf{p} \cdot \mathbf{x}} \hat{\mathbf{A}}_{\lambda \mathbf{p}}(t)$, here $V = SL_z$ is the space volume, and $\hat{\mathbf{A}}_{\lambda \mathbf{p}}(t) = \sqrt{2\pi \hbar / \omega_{\mathbf{p}}} [\xi_{\lambda}(\mathbf{p}) \hat{a}_{\lambda \mathbf{p}}(t) + \xi_{\lambda}(-\mathbf{p}) \hat{a}_{\lambda, -\mathbf{p}}^\dagger(t)]$, where $\hat{a}_{\lambda \mathbf{p}}(t)$, $\hat{a}_{\lambda, -\mathbf{p}}^\dagger(t)$ are photon annihilate and creation operators.

Aware that the electron excitation energy in z direction is quite bigger than the energy of plane excitations we've considered, so, one can simplify the real space operator $\hat{\Psi}^\dagger(\mathbf{x}, t)$ with $\psi(z) \hat{\Psi}^\dagger(\mathbf{r}, t)$. Where $\psi(z)$ is the envelope function ($\int |\psi(z)|^2 dz = 1$), and $\hat{\Psi}(\mathbf{r}, t) = (\hat{c}_\uparrow(\mathbf{r}, t), \hat{c}_\downarrow(\mathbf{r}, t))^T$ is a Nambu spinor. In momentum space, the single electron Hamiltonian \hat{H}_s can be diagonalized by transformation $\hat{\gamma}_{s\mathbf{k}} = \langle s\mathbf{k} | \hat{\Psi}_{\mathbf{k}}$, where $s = \pm 1$, $\langle s\mathbf{k} | = e^{-\frac{i}{2}s\theta_{\mathbf{k}}} (u_{s\mathbf{k}} e^{\frac{i}{2}\theta_{\mathbf{k}}}, -i s v_{s\mathbf{k}} e^{-\frac{i}{2}\theta_{\mathbf{k}}})$ and $\hat{\Psi}_{\mathbf{k}} = (\hat{c}_{\mathbf{k}\uparrow}, \hat{c}_{\mathbf{k}\downarrow})^T$ with energy $\xi_{s\mathbf{k}} = \mu + s E_{\mathbf{k}}$, $E_{\mathbf{k}} = \sqrt{v_f^2 k^2 + h^2}$, and wave functions $u_{s\mathbf{k}}, v_{s\mathbf{k}} = \sqrt{\frac{1}{2}(1 \pm s h / E_{\mathbf{k}})}$. For shorter notations, let's omit the subscript of $\mathbf{k}_{\parallel}, \mathbf{q}_{\parallel}$ and let \mathbf{k}, \mathbf{q} just be the in-plane vectors, omit time t in operators for the same reason, and define $W_{\mathbf{k}\mathbf{q}}^{ss'} = \langle s\mathbf{k} + \mathbf{q} | s'\mathbf{k} \rangle$, $X_{\mathbf{k}\mathbf{q}}^{ss'} = \langle s\mathbf{k} + \mathbf{q} | \sigma_x | s'\mathbf{k} \rangle$, $Y_{\mathbf{k}\mathbf{q}}^{ss'} = \langle s\mathbf{k} + \mathbf{q} | \sigma_y | s'\mathbf{k} \rangle$, and $\Delta \xi_{\mathbf{k}\mathbf{q}}^{ss'} = \xi_{s\mathbf{k} + \mathbf{q}} - \xi_{s'\mathbf{k}}$, $\Delta n_{\mathbf{k}\mathbf{q}}^{ss'} = n_{s'\mathbf{k}} - n_{s\mathbf{k} + \mathbf{q}}$. Finally, the Hamiltonian in momentum space can be expressed as

$$\begin{aligned} \hat{\mathbf{H}} &= \sum_{s\mathbf{k}} \xi_{s\mathbf{k}} \hat{\gamma}_{s\mathbf{k}}^\dagger \hat{\gamma}_{s\mathbf{k}} + \frac{1}{2S} \sum_{s's''l'l'\mathbf{k}\mathbf{q}} W_{\mathbf{k}\mathbf{q}}^{ss'} W_{\mathbf{k}'\mathbf{q}}^{l'l''} V_q \hat{\gamma}_{s\mathbf{k} + \mathbf{q}}^\dagger \\ &\hat{\gamma}_{l'\mathbf{k}' - \mathbf{q}}^\dagger \hat{\gamma}_{l'\mathbf{k}'} \hat{\gamma}_{s'\mathbf{k}} + \sum_{\lambda \mathbf{q}} \hbar \omega_{\mathbf{q}} \hat{a}_{\lambda \mathbf{q}}^\dagger \hat{a}_{\lambda \mathbf{q}} + \frac{e v_f}{\sqrt{V}} \sum_{\mathbf{k}\mathbf{q}\mathbf{s}'} \hat{\gamma}_{s\mathbf{k} + \mathbf{q}}^\dagger \hat{\gamma}_{s'\mathbf{k}} \\ &[Y_{\mathbf{k}\mathbf{q}}^{ss'} \hat{A}_{\mathbf{q}}^x - X_{\mathbf{k}\mathbf{q}}^{ss'} \hat{A}_{\mathbf{q}}^y] + \frac{\Pi^d}{2L_z} \sum_{\mathbf{q}\mathbf{p}'_z, l=x,y} \hat{A}_{\mathbf{q}}^l \hat{A}_{(-\mathbf{q}, -\mathbf{p}'_z)}^l, \end{aligned} \quad (2)$$

where $V_q = 2\pi e^2/q$ is the two dimensional Coulomb potential, the last term provides the diamagnetic current arising from the topological trivial term in \hat{H}_s mentioned previously.

In order to get the collective excitations or SPPs, one can always define an operator compositing of electron oscillations and photons ($\hat{\rho}_{\mathbf{k}\mathbf{q}\mathbf{s}\mathbf{s}'}^\dagger = \hat{\gamma}_{\mathbf{k} + \mathbf{q}\mathbf{s}}^\dagger \hat{\gamma}_{\mathbf{k}\mathbf{s}'}$, $\hat{a}_{\lambda \mathbf{p}}$, and $\hat{a}_{\lambda \mathbf{p}}^\dagger$), and may find all of them coupled to each other and make the dynamics quite complicate. The key point to simplify our calculations is defining two kinds of charge oscillation operators $\hat{\rho}_{\mathbf{k}\mathbf{q}\mathbf{s}\mathbf{s}'}^{l\dagger}$ and $\hat{\rho}_{\mathbf{k}\mathbf{q}\mathbf{s}\mathbf{s}'}^{t\dagger}$ that

$$\begin{pmatrix} \hat{\rho}_{\mathbf{k}\mathbf{q}\mathbf{s}\mathbf{s}'}^{l\dagger} \\ \hat{\rho}_{\mathbf{k}\mathbf{q}\mathbf{s}\mathbf{s}'}^{t\dagger} \end{pmatrix} = \frac{1}{\sqrt{2} |W_{\mathbf{k}\mathbf{q}}^{ss'}|} \begin{pmatrix} W_{\mathbf{k}\mathbf{q}}^{ss'} & W_{\mathbf{k}\mathbf{q}}^{ss'} \\ W_{\mathbf{k}\mathbf{q}}^{ss'} & -W_{\mathbf{k}\mathbf{q}}^{ss'} \end{pmatrix} \begin{pmatrix} \hat{\rho}_{\mathbf{k}\mathbf{q}\mathbf{s}\mathbf{s}'}^\dagger \\ \hat{\rho}_{\mathbf{k}\mathbf{q}\mathbf{s}\mathbf{s}'}^\dagger \end{pmatrix} \quad (3)$$

where $\bar{\mathbf{k}} = (k_x, -k_y, 0)$ (illustrated in Figure 1(c)). The upper script l means longitudinal and t means transverse, one can easily check the charge density $\hat{\rho}_{\mathbf{q}}^\dagger$ and the longitudinal current density $\hat{j}_{\mathbf{q}}^x$ can be written as the summation of $\hat{\rho}_{\mathbf{k}\mathbf{q}\mathbf{s}\mathbf{s}'}^{l\dagger}$ while the transverse current density $\hat{j}_{\mathbf{q}}^y$ can be compositing by $\hat{\rho}_{\mathbf{k}\mathbf{q}\mathbf{s}\mathbf{s}'}^{t\dagger}$. Note that $(W_{\mathbf{k}\mathbf{q}}^{ss'})^* = W_{\mathbf{k}\mathbf{q}}^{ss'}$, one

immediately find $\hat{\rho}_{ss'\mathbf{k}\mathbf{q}}^{l\dagger} = \hat{\rho}_{ss'\mathbf{k}\mathbf{q}}^{l\dagger}$ and $\hat{\rho}_{ss'\mathbf{k}\mathbf{q}}^{t\dagger} = -\hat{\rho}_{ss'\mathbf{k}\mathbf{q}}^{t\dagger}$, which means we only need to consider half \mathbf{k} space to make a complete set (we can set $k_y = \pm\pi/L_y, \pm 3\pi/L_y, \dots$ to avoid the special $k_y = 0$ points).

Similar to Nambu spinor, we can define an operator basis that $\hat{\Phi}_{\mathbf{q}}^\dagger = [\dots \hat{\rho}_{\mathbf{k}_i \mathbf{q} s_i s_i'}^{\lambda_\rho \dagger} \dots \hat{a}_{\lambda_a(-\mathbf{q}, -p_{zi})} \dots \hat{a}_{\lambda_a(\mathbf{q}, p_{zi})} \dots]^T$, where $\lambda_\rho = l, t$, $\lambda_a = 1, 2$, $s_i s_i' = ++, +-, -+, --$ and the electron momentum \mathbf{k}_i runs to every \mathbf{k} points in the previously defined half space, the photon momentum p_{zi} runs to all points in the z direction. Finally, the collective mode can be written as $\hat{Q}_{\mathbf{q}}^\dagger = \Phi_{\mathbf{q}} \hat{\Phi}_{\mathbf{q}}^\dagger$, where $\Phi_{\mathbf{q}}$ is the wave function. By comparing the coefficients of different operators in the quasi particle dynamic equation $i\hbar \partial_t \hat{Q}_{\mathbf{q}}^\dagger = [\hat{Q}_{\mathbf{q}}^\dagger, \hat{H}] = -\hbar \Omega_{\mathbf{q}} \hat{Q}_{\mathbf{q}}^\dagger$, one can get the quasi particle energies ($\hbar \Omega_{\mathbf{q}}$) and wave functions ($\Phi_{\mathbf{q}}$). After some algebras, we find the quasi particle energies satisfy the following equation (for more details, please see the supplementary material).

$$V_{\mathbf{q}}^l V_{\mathbf{q}}^t |\Pi_{j_x j_y}|^2 = (1 - V_{\mathbf{q}}^l \Pi_{j_x j_x})(1 - V_{\mathbf{q}}^t \Pi_{j_y j_y}) \quad (4)$$

where $V_{\mathbf{q}}^l$ and $V_{\mathbf{q}}^t$ are the longitudinal and transverse photon propagators, and $\Pi_{j_x j_x}$, $\Pi_{j_y j_y}$ are the diagonal current current response functions, $\Pi_{j_x j_y}$ is the off diagonal current current response function[29, 30]. We want to emphasize here that such equation is just the same one derived by traditional method.

It is well known that the topological off diagonal current current response function is zero when the static Zeeman field $h = 0$, which means the longitudinal and transverse modes are decoupled (Eq. (4) reduces to two independent equations $1 - V_{\mathbf{q}}^l \Pi_{j_x j_x}(\Omega_{\mathbf{q}}^l, \mathbf{q}) = 0$, and $1 - V_{\mathbf{q}}^t \Pi_{j_y j_y}(\Omega_{\mathbf{q}}^t, \mathbf{q}) = 0$). At the same time, the longitudinal and transverse modes can be expressed as $\hat{Q}_{\mathbf{q}}^{l\dagger} = \sum_{\mathbf{k} s s'} \Phi_{ss'\mathbf{k}\mathbf{q}}^l \hat{\rho}_{ss'\mathbf{k}\mathbf{q}}^{l\dagger} + \sum_{p_z} \Phi_{1p_z}^a \hat{a}_{1(-\mathbf{q}, -p_z)} + \Phi_{1p_z}^c \hat{a}_{1(\mathbf{q}, p_z)}$ and $\hat{Q}_{\mathbf{q}}^{t\dagger} = \sum_{\mathbf{k} s s'} \Phi_{ss'\mathbf{k}\mathbf{q}}^t \hat{\rho}_{ss'\mathbf{k}\mathbf{q}}^{t\dagger} + \sum_{p_z} \Phi_{2p_z}^a \hat{a}_{2(-\mathbf{q}, -p_z)} + \Phi_{2p_z}^c \hat{a}_{2(\mathbf{q}, p_z)}$, where $\Phi_{ss'\mathbf{k}\mathbf{q}}^{l,t}$ and $\Phi_{1,2p_z}^{a,c}$ are the corresponding components of wave function $\Phi_{\mathbf{q}}$ (As an example, we've plotted $|\Phi_{1p_z}^{a,c}|^2$ in Figure 2, and $|\Phi_{++\mathbf{k}\mathbf{q}}^l|^2 \Delta n_{\mathbf{k}\mathbf{q}}^{++}$ in the inset figure for $q = 0.1k_f$). So, in this special case, the longitudinal density oscillation we've defined only coupling to the first photon mode, while the transverse density oscillation just coupling to the second photon mode. For general cases ($h \neq 0$), the longitudinal and transverse modes coupled to each other, and the details can be found in supplementary materials.

The wave functions and energies can be proved to satisfy an eigenvalue equation that $\bar{H} \Phi_{n\mathbf{q}} = \hbar \Omega_{n\mathbf{q}} \Phi_{n\mathbf{q}}$. In principle, one can always calculate and find all the solutions, then get $(\hat{Q}_{\mathbf{q}}^\dagger, \hat{Q}_{-\mathbf{q}}^\dagger, \hat{Q}_{1\mathbf{q}}^\dagger, \hat{Q}_{1,-\mathbf{q}}^\dagger, \hat{Q}_{2\mathbf{q}}^\dagger, \hat{Q}_{2,-\mathbf{q}}^\dagger, \dots)^T = \bar{U} \hat{\Phi}_{\mathbf{q}}^\dagger$, the annihilator operators appear because $\bar{H}_{\mathbf{q}}$ has particle-hole symmetry that $R^\dagger \bar{H}_{\mathbf{q}} R = -\bar{H}_{-\mathbf{q}}^*$, $\hat{Q}_{-n, -\mathbf{q}} = \hat{Q}_{n, \mathbf{q}}^\dagger$, where $-n$ indicates negative energy. Note that \bar{H} isn't Hermitian, instead, it satisfies $\bar{H}^\dagger J = J \bar{H}$ with

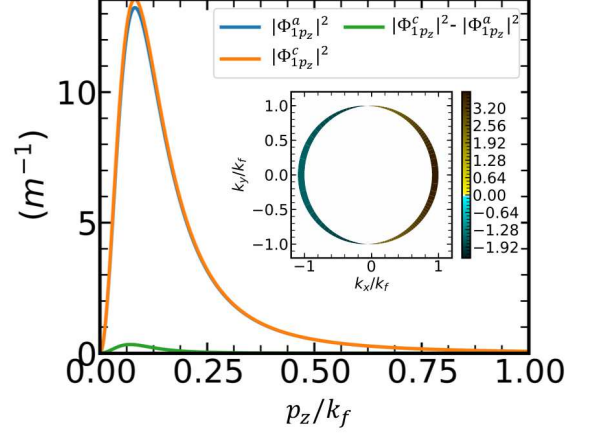


Figure 2. (Color online) $|\Phi_{1p_z}^{a,c}|^2$ and $|\Phi_{++\mathbf{k}\mathbf{q}}^l|^2 \Delta n_{\mathbf{k}\mathbf{q}}^{++}$ (inset figure) as a function of q_z and \mathbf{k} at $q = 0.1k_f$. The chemical potential for electron gas is 0.1eV and the Fermi velocity of TI $v_F = 5 \times 10^5 \text{m/s}$.

$J = \text{diag}[\Delta n_{\mathbf{k}_1 \mathbf{q}_1}^{s_1 s_1'}, \Delta n_{\mathbf{k}_2 \mathbf{q}_2}^{s_2 s_2'}, \dots, 1, 1, \dots, -1, -1, \dots]$, one can immediately find $\langle \Phi_{n\mathbf{q}} | J | \Phi_{m\mathbf{q}} \rangle = 0, \pm 1$ (+1 for $n = m$ and positive energy, -1 for $n = m$ and negative energy, 0 for $n \neq m$ or $\Delta n_{\mathbf{k}\mathbf{q}}^{ss'} = 0$) and get the detail expression of the inverse transformation \bar{U}^{-1} . (For more details, please see the supplementary materials).

Emitter SPP coupling—Once getting \bar{U}^{-1} , we can calculate the interaction between quasi particles with other systems. As an example, suppose we have an emitter (a hydrogen like molecule) localized at $z = z_0$, $\mathbf{r} = 0$ (Figure 1a). The plane wave functions $e^{i\mathbf{k}\cdot\mathbf{r}}$ and the discrete localized states $\phi_i(\mathbf{x})$ of emitter form a complete set, so we can expand $\hat{\Psi}(\mathbf{x}) = \hat{\Psi}_{2D}(\mathbf{x}) + \hat{\Psi}_{et}(\mathbf{x}) = 1/\sqrt{S} \sum_{\mathbf{k}} e^{i\mathbf{k}\cdot\mathbf{r}} \psi(z) \Psi_{\mathbf{k}}^\dagger + \sum_i \phi_i(\mathbf{x}) \hat{\phi}_i^\dagger$, here $\hat{\phi}_i^\dagger$ is the i^{th} creation operator of emitter. Note that the emitter's wave function is well localized, one reasonable assumption is its total electron number is conserved when interacting with SPPs. So, we only keep the emitter electron conserved terms in the total Hamiltonian which has three parts $\hat{H} = \hat{H}_{et} + \hat{H}_{ee} + \hat{H}_{2D}$, where the last term \hat{H}_{2D} is the Hamiltonian of 2DEG interacting with light defined previously, \hat{H}_{et} is the emitter Hamiltonian under vector field $\hat{\mathbf{A}}(\mathbf{x})$ and emitter potential $V_{et}(\mathbf{x})$. The last term \hat{H}_{ee} is electron electron interaction Hamiltonian, which can be expressed as the emitter electron interacting with fields generated by the 2DEG. Now

$$\begin{aligned} \hat{H}_{et} &= \int \hat{\Psi}_{et}^\dagger(\mathbf{x}) \left[\frac{1}{2m^*} (\hat{p} + \frac{e}{c} \hat{A}(\mathbf{x}))^2 + V_{et}(\mathbf{x}) \right] \hat{\Psi}_{et}(\mathbf{x}) d\mathbf{x} \\ \hat{H}_{ee} &= \iint \hat{\Psi}_{et}^\dagger(\mathbf{x}) \hat{V}_{eff}(\mathbf{x}, \mathbf{x}') \hat{\Psi}_{et}(\mathbf{x}') d\mathbf{x} d\mathbf{x}'. \end{aligned} \quad (5)$$

The effective potential $\hat{V}_{eff}(\mathbf{x}, \mathbf{x}')$ contains two parts, one originates from the direct Coulomb interaction $\delta(\mathbf{x} - \mathbf{x}') \hat{V}_{cc}(\mathbf{x})$, and the other comes from electron exchanging

effect $\hat{V}_{ex}(\mathbf{x}, \mathbf{x}')$, where

$$\begin{aligned}\hat{V}_{ec}(\mathbf{x}) &= \int V(|\mathbf{x} - \mathbf{x}''|) \hat{\Psi}_{2D}^\dagger(\mathbf{x}'') \hat{\Psi}_{2D}(\mathbf{x}'') d\mathbf{x}'' \\ \hat{V}_{ex}(\mathbf{x}, \mathbf{x}') &= -V(|\mathbf{x} - \mathbf{x}'|) \hat{\Psi}_{2D}^\dagger(\mathbf{x}') \hat{\Psi}_{2D}(\mathbf{x}).\end{aligned}\quad (6)$$

It should be emphasized here that, we want to derive the interaction between emitter and SPPs, but not the interaction between emitter with the total 2DEG. To do so, we can utilize the inverse transformation and only keep the contribution from SPPs in $\hat{V}_{eff}(\mathbf{x}, \mathbf{x}')$. For the direct Coulomb potential, we have $\hat{V}_{ec}^{spp}(\mathbf{x}) = \sum e^{-i\mathbf{q}\cdot\mathbf{r}-q|z|} L_{\mathbf{q}} \hat{Q}_{\mathbf{q}}^\dagger + h.c.$, where $L_{\mathbf{q}}$ is the normalization factor of wave function $\Phi_{\mathbf{q}}$, the superscript spp means only considering the contribution of SPPs.

It is convenient to study the interaction through electric field in dipole approximation, and the contribution from \hat{V}_{ec}^{spp} reads

$$\begin{aligned}\hat{\mathbf{E}}^s(\mathbf{x}) &= \frac{1}{e} \nabla \hat{V}_{ec}^{spp}(\mathbf{x}) \\ &= \frac{1}{e} \sum_{\mathbf{q}} (-i\mathbf{q}, -q) e^{-i\mathbf{q}\cdot\mathbf{r}-qz} L_{\mathbf{q}}^* \hat{Q}_{\mathbf{q}}^\dagger + h.c.\end{aligned}\quad (7)$$

Similarly, we can calculate the vector field $\hat{\mathbf{A}}(\mathbf{x})$, and its contribution to electric field reads

$$\begin{aligned}\hat{E}_\perp^r(\mathbf{x}) &= \frac{1}{e} \sum_{\mathbf{q}} e^{-i\mathbf{q}\cdot\mathbf{r}} q (e^{-qz} - e^{-q'z}) L_{\mathbf{q}}^* \hat{Q}_{\mathbf{q}}^\dagger + h.c. \\ \hat{E}_\parallel^r(\mathbf{x}) &= \frac{1}{e} \sum_{\mathbf{q}} e^{-i\mathbf{q}\cdot\mathbf{r}} [i(\mathbf{q}e^{-qz} - \mathbf{q}'e^{-q'z}) L_{\mathbf{q}}^* \\ &\quad + e^{-q'z} \Omega_{\mathbf{q}} \frac{\tilde{\mathbf{q}}}{q} T_{\mathbf{q}}^*] \hat{Q}_{\mathbf{q}}^\dagger + h.c.,\end{aligned}\quad (8)$$

where $\tilde{\mathbf{q}}$ is an in-plane vector perpendicular to \mathbf{q} ($\theta_{\tilde{\mathbf{q}}} = \theta_{\mathbf{q}} + \pi/2$, illustrated in Figure 1d), and \mathbf{q}' means the magnitude of \mathbf{q} reduced from q to $q' = \sqrt{q^2 - \Omega_{\mathbf{q}}^2/c^2}$, and $T_{\mathbf{q}}$ is another wave function normalization factor existing in transverse or longitudinal transverse hybrid modes. Finally, the total electric field reads

$$\begin{aligned}\hat{E}(\mathbf{x}) &= \hat{E}^s(\mathbf{x}) + \hat{E}^r(\mathbf{x}) = -\frac{1}{e} \sum_{\mathbf{q}} e^{-i\mathbf{q}\cdot\mathbf{r}-q'z} \\ &\quad \times [(i\mathbf{q}', q) L_{\mathbf{q}}^* + \Omega_{\mathbf{q}} \frac{\tilde{\mathbf{q}}}{q} T_{\mathbf{q}}^*] \hat{Q}_{\mathbf{q}}^\dagger + h.c.\end{aligned}\quad (9)$$

In Fig. 3, we've plotted the relative ratio of radiation to static electric field (the parallel constituent) as a function of q at $z = 0$. It is clearly that when q is less than 100 cm^{-1} , the radiation component is big enough and can't be ignored. Because their vertical parts have the same magnitude but opposite sign at $z = 0$, so we don't put it in the figure.

Now, the interaction Hamiltonian through electric field

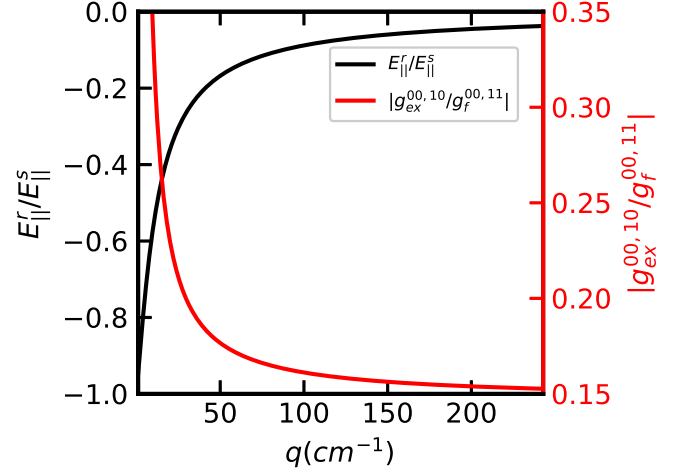


Figure 3. (Color online) The relative ratios $E_\parallel^r/E_\parallel^s$ at $z = 0$ (black line) and $g_{00,11}^{ex}/g_{00,11}^f$ (red line), here the superscripts r,s mean radiation and static respectively, the subscript \parallel means the in-plane component.

$\hat{H}_{int}^f = -\int \hat{\mu}(\mathbf{x}) \cdot \hat{\mathbf{E}}(\mathbf{x}) d\mathbf{x}$ reads

$$\begin{aligned}\hat{H}_{int}^f &= e \int \hat{\Psi}_{et}^\dagger(\mathbf{x}) [\mathbf{x} \cdot \hat{\mathbf{E}}(\mathbf{x})] \hat{\Psi}_{et}(\mathbf{x}) d\mathbf{x} \\ &\approx \sum_{ij\mathbf{q}} g_f^{ij}(\mathbf{q}) \hat{\phi}_i^\dagger \hat{\phi}_j \hat{Q}_{\mathbf{q}}^\dagger + h.c.,\end{aligned}\quad (10)$$

with the interaction strength

$$g_f^{ij}(\mathbf{q}) = -i(\mathbf{q}' \cdot \mathbf{d}_{ij}^\parallel + q d_{ij}^\perp) L_{\mathbf{q}}^* - \frac{\Omega_{\mathbf{q}}}{q} \tilde{\mathbf{q}} \cdot \mathbf{d}_{ij}^\parallel T_{\mathbf{q}}^*,\quad (11)$$

where $\mathbf{d}_{ij} = \int \phi_i^*(\mathbf{x}) \mathbf{x} \phi_j(\mathbf{x}) d\mathbf{x}$ is the transition dipole moment, the superscript \parallel, \perp means the parallel and vertical parts.

When the emitter and 2DEG get close to each other and their wave functions overlap in z direction, $\hat{V}_{ex}(\mathbf{x}, \mathbf{x}')$ arising from the electron exchanging becomes important, after some similar calculations, we find the exchange Hamiltonian \hat{H}_{int}^{ex} has the same form of Eq. (10) with the interaction strength

$$g_{ex}^{ij}(\mathbf{q}) = \frac{q \lambda_f L_{\mathbf{q}}^*}{8\pi^3} \eta_{\mathbf{q}}^{ij},\quad (12)$$

where λ_f is the Fermi wavelength of 2DEG, and $\eta_{\mathbf{q}}^{ij}$ is defined in the supplementary material. The exchange strength or $\eta_{\mathbf{q}}^{ij}$ is quite complicate and should be numerically calculated, but for a simple situation that a longitudinal SPP interacts with a 2D hydrogen like molecule, it has analytical results (Even in this simplified case, the expression is quite complicate. For the detail calculation, please see the supplementary materials).

Note that the field interaction strength $g_{ij}^f(\mathbf{q})$ now equals $-i\mathbf{q}' \cdot \mathbf{d}_{ij} L_{\mathbf{q}}^*$, and we can compare it with the exchange strength by calculate the ratio $|g_{ex}^{ij}(\mathbf{q})/g_{ij}^f(\mathbf{q})| =$

$\eta_{ij}(\lambda_f/a_0)/(8\pi^3)q\lambda_f/(\mathbf{q}' \cdot \mathbf{d}_{ij})$. When q isn't very small, q' approx q and these two interaction strengths are comparable. When $q \rightarrow 0$, because $q/q' \rightarrow \infty$, we can conclude that the exchange effect plays the most important role at small q . To provide a perspicuous and direct impression, we've plotted $|g_{ex}^{00,10}(\mathbf{q})/g_f^{00,11}(\mathbf{q})|$ for the transitions from ground state (00) to the first (10) and second (11) excited states in Figure 3 (red line). Because the two strengths have different selection rules (For example, $g_{ex}^{00,10}(\mathbf{q})$ is none zero, while the transition dipole moment $\mathbf{d}_{00,10} = 0$), and $g_{ex}^{00,11}(\mathbf{q})$ is quite complicate, we've calculated $|g_{ex}^{00,10}(\mathbf{q})/g_f^{00,11}(\mathbf{q})|$ instead of $|g_{ex}^{00,11}(\mathbf{q})/g_f^{00,11}(\mathbf{q})|$. It is clearly that it diverges at $q = 0$, and approx 15% at large q .

Conclusion.—We have developed a quantization scheme for the collective excitations of 2DEGs when consider photon fields. The quasi particle energy and wave function have been derived, and we've calculated the inverse operator transformation which interprets photons and electron density oscillations with quasi particles. With the help of such transformation, the interaction between SPPs and molecule emitters are studied. We find when they are closely placed, a new type of interaction originating from exchanging electron emerges, which has different selection rules compared to the traditional interaction and has comparable strength at large \mathbf{q} , and plays the most important role at small momentum ($\mathbf{q} \lesssim 100\text{cm}^{-1}$). Finally, we want to emphasize here that this method can also be applied to other type emitters such as excitons and quantum dots, and other 2DEGs beyond TI surface states, and one can utilize it to quantize other excitations under RPA.

We thank Prof. Shunping Zhang and Prof. Peter Nordlander for the helpful discussions. This work is supported by the Ministry of Science and Technology (Grant 2015CB932401), the National Key R&D Program of China (Grant 2017YFA0205800, 2017YFA0303402), the National Natural Science Foundation of China (Grant 11344009).

* Email: maoli@whu.edu.cn

† Email: hxxu@whu.edu.cn

- [1] M. S. Tame, K. R. McEnery, K. zdemir, J. Lee, S. A. Maier, and M. S. Kim, *Nature Physics* **9**, 329 (2013).
- [2] H. H. Raether, *Surface Plasmons* (Springer Berlin, 1988).
- [3] D. E. Chang, A. S. Srensen, P. R. Hemmer, and M. D. Lukin, *Phys. Rev. Lett.* **97**, 053002 (2006).
- [4] H. Xu, E. J. Bjerneld, M. Käll, and L. Brjesson, *Phys. Rev. Lett.* **83**, 4357 (1999).
- [5] W. Chen, S. Zhang, M. Kang, W. Liu, Z. Ou, Y. Li, Y. Zhang, Z. Guan, and H. Xu, *Light: Science & Applications* **7**, 56 (2018).
- [6] M. Danckwerts and L. Novotny, *Phys. Rev. Lett.* **98**, 026104 (2007).
- [7] J. Zuloaga, E. Prodan, and P. Nordlander, *Nano Lett.* **9**, 887 (2009).
- [8] L. Mao, Z. Li, B. Wu, and H. Xu, *Applied Physics Letters* **94**, 243102 (2009).
- [9] J. A. Scholl, A. L. Koh, and J. A. Dionne, *Nature* **483**, 421 (2012).
- [10] S. Fasel, F. Robin, E. Moreno, D. Erni, N. Gisin, and H. Zbinden, *Phys. Rev. Lett.* **94**, 110501 (2005).
- [11] H. Wei, Z. Li, X. Tian, Z. Wang, F. Cong, N. Liu, S. Zhang, P. Nordlander, N. J. Halas, and H. Xu, *Nano Lett.* **11**, 471 (2011).
- [12] H. Wei, Z. Wang, X. Tian, M. Käll, and H. Xu, *Nature Communications* **2**, 387 (2011).
- [13] N. P. de Leon, B. J. Shields, C. L. Yu, D. E. Englund, A. V. Akimov, M. D. Lukin, and H. Park, *Phys. Rev. Lett.* **108**, 226803 (2012).
- [14] X.-L. Qi and S.-C. Zhang, *Reviews of Modern Physics* **83**, 1057 (2011).
- [15] S. A. Mikhailov and K. Ziegler, *Phys. Rev. Lett.* **99**, 016803 (2007).
- [16] E. H. Hwang and S. Das Sarma, *Phys. Rev. B* **75**, 205418 (2007).
- [17] A. N. Grigorenko, M. Polini, and K. S. Novoselov, *Nature Photonics* **6**, 749 (2012).
- [18] L. Ju, B. Geng, J. Horng, C. Girit, M. Martin, Z. Hao, H. A. Bechtel, X. Liang, A. Zettl, Y. R. Shen, and F. Wang, *Nature Nanotechnology* **6**, 630 (2011).
- [19] P. D. Pietro, M. Ortolani, O. Limaj, A. D. Gaspare, V. Giliberti, F. Giorgianni, M. Brahlek, N. Bansal, N. Koirala, S. Oh, P. Calvani, and S. Lupi, *Nat Nano* **8**, 556 (2013).
- [20] S. Raghu, S. B. Chung, X.-L. Qi, and S.-C. Zhang, *Phys. Rev. Lett.* **104**, 116401 (2010).
- [21] A. Politano, G. Chiarello, B. Ghosh, K. Sadhukhan, C.-N. Kuo, C. S. Lue, V. Pellegrini, and A. Agarwal, *Phys. Rev. Lett.* **121**, 086804 (2018).
- [22] A. Gonzalez-Tudela, P. A. Huidobro, L. Martn-Moreno, C. Tejedor, and F. J. Garcia-Vidal, *Phys. Rev. Lett.* **110**, 126801 (2013).
- [23] A. Bill, H. Morawitz, and V. Z. Kresin, *Phys. Rev. B* **68**, 144519 (2003).
- [24] R. Brout, *Phys. Rev.* **108**, 515 (1957).
- [25] D. K. Efimkin, Y. E. Lozovik, and A. A. Sokolik, *Nanoscale Res Lett* **7**, 1 (2012).
- [26] I. V. Kukushkin, J. H. Smet, S. A. Mikhailov, D. V. Kulakovskii, K. von Klitzing, and W. Wegscheider, *Phys. Rev. Lett.* **90**, 156801 (2003).
- [27] T. Gruner and D.-G. Welsch, *Phys. Rev. A* **53**, 1818 (1996).
- [28] A. Archambault, F. Marquier, J.-J. Greffet, and C. Arnold, *Phys. Rev. B* **82**, 035411 (2010).
- [29] T. Stauber and G. Gmez-Santos, *Phys. Rev. B* **82**, 155412 (2010).
- [30] A. Scholz and J. Schliemann, *Phys. Rev. B* **83**, 235409 (2011).