

# Automated Query Expansion using High Dimensional Clustering

Morgan Gallant  
mgallant@cs.queensu.ca

Haruna Isah  
isah@cs.queensu.ca

Farhana Zulkernine  
farhana@cs.queensu.ca

School of Computing  
Queen's University  
Kingston, ON, Canada

**Abstract**—The exponential growth of information on the Internet has created a big challenge for retrieval systems in terms of yielding relevant results. This challenge requires automatic approaches for reformatting or expanding users' queries to increase recall. Query expansion (QE), a technique for broadening users' queries by appending additional tokens or phrases based on semantic similarity metrics, plays a crucial role in overcoming this challenge. However, such a procedure increases computational complexity and may lead to unwanted noise in information retrieval. This paper attempts to push the state of the art of QE by developing an automated technique using high dimensional clustering of word vectors to create effective expansions with reduced noise. We implemented a command line tool, named Xu, and evaluated its performance against a dataset of news articles, concluding that on average, expansions generated using this technique outperform those generated by previous approaches, and the base user query.

**Keywords**—clustering, information extraction, search engine, query generation, query expansion, Word2Vec

## I. INTRODUCTION

It is difficult to dispute that modern search engines have had a huge impact in the 21<sup>st</sup> century, with their ability to process a vast amount of data, which can be queried and filtered extremely quickly. This has allowed any individual with access to a computer and an internet connection to retrieve practically anything available on the internet with little hassle. The resulting information paradigm has reinforced the requirement of search engines to generating meaningful results, which correctly respond to the user query whilst having little extraneous information. The primary goal of this research is to investigate new methods of generating more accurate results to the user, given a search query and a corpus of pages.

Query Expansion (QE) is defined as the set of methodologies, algorithms or techniques used to reformat a user's search query, with the purpose of retrieving more relevant results [1]. The reformatted query is then compared to a corpus of pages, acting as a filter, to return the results to the user. In this case, user queries will be expanded into complex Boolean logic statements, containing additional terminology and parameters which returned pages must satisfy.

Typically, a user search query alone is not enough to generate meaningful results, which becomes apparent when looking at previous research. According to Spink et al., who analyzed 1,025,910 search queries from 211,063 users, the average number of terms per query is 2.16 [2]. This is quite low when the depth of knowledge available on the internet is considered. Additionally, as suggested by Azad and Deepak,

the user is "often not sure" of exactly what he/she is searching for "until [he/she] sees the results", furthermore, if the user does know what he/she is searching for, he/she may have difficulty "[formulating] the appropriate query" for the desired search [3]. Thus, the need for QE arises, to add more information and search terms to the users' query in efforts to return more meaningful results from the search engine.

However, when using QE techniques, there are several limitations that need to be addressed. Firstly, the computational cost must be considered, given that a user has entered a search query, and expects results quickly. Any expansion must either be pre-computed (and accessed via a lookup table, etc.) or generated almost instantaneously to preserve response time. Secondly, the QE must be robust when handling difficult queries, allowing the search engine to maintain performance and stability even if a user enters a complex query [4]. Lastly, less than adequate QE algorithms yielding extraneous results which do not comply with the users' initial query must be avoided.

## II. BACKGROUND

It is integral for natural language processing systems to have a methodology behind how they represent text in memory, as current models require numerical input. A simple way to accomplish this is to use a technique known as *one-hot-spot* representation; a vector with size equal to the vocabulary size, where the word index is denoted with a 1 and the remaining values are 0 [5]. Although this is a perfectly valid word representation technique, there are several drawbacks that must be considered. First, as the vocabulary size increases, so does the size of each word vector, leading to the *curse of dimensionality* [6]. Secondly, and most importantly, this representation ignores any word similarities present, favouring to simply represent different words as being orthogonal in vector space [7].

As an alternative, Bengio et al. suggested a neural probabilistic language model where words can have multiple degrees of similarity, which implies that two similar meaning words would have similar vector representations [6]. This type of representation, otherwise known as continuous vector representation, has significant advantages over the *one-hot-spot* technique, due to its fixed vector size and ability to model similarities between words numerically. After the initial paper was published discussing this concept, a team at Google successfully implemented a tool called Word2Vec (W2V), which contrasted different models for estimating the continuous vector representations of words and provided a C++ implementation for training and reading these types of models [8]. W2V was an invaluable tool throughout this research, as it provided a way for individual words to be

represented as vectors in 200-dimensional Euclidian space<sup>1</sup>, which allowed a clustering algorithm to be effective in finding groups of synonyms and similar meaning words. For this research, a W2V model was trained using the Wikipedia corpus, containing every article on the site. When completed, a model file was saved containing each of the 2,562,529 vectors.

Rather than comparing the vector of the initial query to each vector in the W2V model vocabulary, which would be extremely computationally expensive, it was decided that a second model was needed. The second model would be used to generate a set of words that are like the users' initial search query, which would drastically lower the runtime of the QE task. Additionally, like a two-factor authentication approach in security, the second model was used to cross validate the W2V model, thus increasing the likelihood of a correct QE.

Initially, a tool known as WordNet was evaluated for use as the second word representation model. It consists of a human trained network and was designed for computational linguistics and natural language processing tasks [9]. The relevance of the suggestions from WordNet were compared to the suggestions from the openly available Datamuse API<sup>2</sup>, a "word finding query engine" using a variety of sources, including but not limited to WordNet, W2V, and online dictionary crawling. A comparison of word suggestions by WordNet and Datamuse API, given a sample user query, is shown in Table 1.

FIGURE 1 - WORDNET & DATAMUSE SUGGESTIONS FOR QUERY

Suggestions for "Prosecution"	
WordNet	Datamuse API
Legal Action	Pursuance
Action	Prosecutors
Action at Law	Prosecutor
Collection	Prosecuting
Aggregation	Retrial
Pursuance	Trial
Continuance	Criminal
Continuation	Prosecuted

Fig. 1. A comparison between the suggestion results of WordNet and Datamuse API for a sample user query. The first eight results are shown from both engines.

To numerically compare the accuracy of the two suggestion systems, the trained W2V model was used to compute the vector representations for each word. The score  $S$  for a set of  $n$  suggestions, denoted  $X$ , given relative to an initial query  $I$  as 200-dimensional vectors, is given by:

$$S(X, I) = \frac{\sum_{x \in X} |x - I|}{n} \quad (1)$$

Eq. 1 was applied to multiple suggestion sets, stemming from three sample user queries. The numerical results are shown in Table 2, where a lower score is indicative of a more accurate suggestion set, as the word suggestion vectors were closer together in Euclidian space.

FIGURE 2 - NUMERICAL COMPARISON OF WORDNET & DATAMUSE

Example	WordNet Score	Datamuse API Score	Difference
<i>Prosecution</i>	668	575	93
<i>Compute</i>	579	442	137
<i>Medium</i>	698	655	43

Fig. 2. A numerical comparison of the suggestions given from both WordNet and Datamuse API for a variety of examples. A smaller score implies the suggestions given were more accurate to the example chosen.

On average, Datamuse API gave suggestions which were 91 units closer to the initial search query than WordNet, which was an expected result as Datamuse uses WordNet as a data source alongside many others. From these results, it was concluded that Datamuse API was the optimal choice for a second word representation model. The model will serve to significantly reduce the runtime of the QE procedure, while simultaneously validating the results of the W2V model.

### III. PREVIOUS RESEARCH

There has been a significant amount of previous research conducted on the topic of QE, and especially automated QE. Additionally, there has been significant development of a variety of vector clustering techniques. This section will provide a general overview of these different methods and will compare the approaches taken.

#### A. Query Expansion

In 1993, Qiu and Frei developed a probabilistic QE model based on an automatically generated similarity thesaurus, defined as a matrix that consists of term-term similarities. The similarity probability values were generated using an analysis of the frequency of words in documents, considering the total size of the document. Plainly put, "if two terms co-occur in a long document, the probability that the two terms are similar is smaller than if they would co-occur in a short document." [10] The most similar words from the generated similarity thesaurus were appended to the initial search query. This research developed two key ideas, generating a model of synonyms/similar words, and using the 'most similar' of these words to append to the initial search query to increase accuracy.

Later, Voorhees tested the validity of using word lexical-semantic relations to expand a query. In this research, the WordNet system was heavily used to generate similar words. It was found that "aggressively expanded queries" had worse performance than the unexpanded query alone, whereas the difference in performance between typical expansions and the unexpanded query was "very small" in most cases [11]. The results of this study explain that overly aggressive query expansion approaches are ineffective when compared to their less aggressive counterparts.

Xu and Croft extended the concept of QE by using the idea of local documents, which are documents retrieved by the initial query, alongside global analyses of the corpus to discover word relationships [12]. Through the process of local feedback, Xu and Croft were able to use the top ranked local documents to reinforce and alter the probabilities of word relationships occurring in future queries.

<sup>1</sup> 200 dimensions is arbitrary, chosen to reduce required training time and file sizes.

<sup>2</sup> <https://www.datamuse.com/api>

## B. Vector Clustering

Vector clustering algorithms have existed for a long period of time and are extremely valuable in data science applications. However, in the context of a QE task, there are two factors to consider when choosing/creating a clustering technique. First, the runtime must be considered, as modern users expect almost instantaneous search results from a search query. Secondly, the algorithm must retain reasonable speed even when dealing with high dimensional vectors.

The simplest vector clustering technique to date is known as K-Means clustering, which involves choosing a group count (number of centroids) to use beforehand and performing several iterations to move centroids about in space, optimizing the distance between the centroid and the respective group data [13]. This is an effective technique for smaller datasets and has relatively low runtime requiring few iterations in most cases. However, density-based methods such as K-Means clustering have “limitations [when] handling high-dimensional data”, as the “feature space is usually sparse, making it difficult to distinguish high-density regions from low-density regions.” [14]

An algorithm well suited for high dimensional datasets is the mean shift technique, which iteratively moves a centroid towards an area of higher point density. The base implementation cannot be used for high dimensionality datasets, however, Georgescu et al. adapted the initial algorithm for high dimensions using multiple tessellations to approximate the desired cluster [15]. The difficulty with this method in terms of QE stems from the requirement of providing a radius value for the centroid. Since the number of synonyms/related words for a given cluster is unknown at the beginning of the QE, this hyper parameter cannot be provided.

It was determined that pre-existing algorithms for clustering would not be able to successfully when handling the given QE task. Thus, a new algorithm was developed.

## IV. INITIAL APPROACH

Naturally, the most straightforward approach was to query Datamuse API, the word similarity model, to retrieve the top suggestions and appending them to the initial query using OR logic gates. This method uses the techniques initially developed by Qiu and Frei, and Voorhees [10, 11], where a small set of related words are used to expand the query. A small python script was developed to complete this task, and technically speaking, it is a perfectly valid method of QE.

However, it was established that the idea of combining suggestions using OR gates did not fit within the constraints of the QE problem previously defined. Although the technique had a low runtime cost and was able to handle a variety of difficult queries without fail, the method yielded a significant number of extraneous results, which deviated quickly from the users’ initial search query. As shown by Voorhees, and validated by this approach, overly aggressive expansions yielded worse performance than the initial query alone. For example, using the Datamuse API suggestions shown in Table 1, the term ‘prosecution’ would be expanded to ‘pursuance OR prosecutors OR prosecutor OR prosecuting OR retrial OR trial OR criminal OR prosecuted’. This expansion would yield extremely noisy results, containing almost any article related to crime, criminal activity, or trials, therefore returning much unwanted information.

Therefore, it was determined that additional computation was needed to further refine the QE, creating filter strings which are more closely related to the initial query. Rather than simply using OR gates to expand the initial query, restrictive gates such as AND or NOT would be required to increase the accuracy of the QE. Thus, a heuristic approach was needed.

## V. CLUSTERING APPROACH

After evaluating the initial approach, it was clear that further refinement was needed to reduce the number of extraneous results generated by the QE. However, there were several ideas that were identified as being valuable moving forward. First, synonyms and similar meaning words are ideally joined with OR gates, because an article should pass that filter if it contains either of the similar words. Secondly, these groups of similar words could be blocked together, combined with restrictive gates to narrow the search results and adding multiple layers of filtering before a document is returned. A QE template of this idea is shown in Figure 3.

FIGURE 3 – QE TEMPLATE FROM INITIAL CONCLUSIONS

( \_\_\_\_ OR \_\_\_\_ OR ... ) AND ( \_\_\_\_ OR \_\_\_\_ OR ... ) AND ...

Fig. 3. A blank template outlining a boolean logic statement that would provide multiple layers of filtering before a page is returned. Similar words are grouped with OR gates, and multiple groups are combined with restrictive gates.

### A. Selecting Relevant Vocabulary

The challenge now becomes correctly orientating similar words into groups, as shown in Figure 3, to create the QE string. The primary data source for this task is the trained W2V model, which was trained on the Wikipedia corpus, and contains the continuous vector representations of 2,562,529 words, which statistically, cover most user queries. It was shown by previous research and the initial approach that overly aggressive QE techniques yield subpar results, implying that only a small set of additional terms should be used in this expansion technique.

Thus, the need arises to generate a subset of the total W2V vocabulary size, containing words relevant to the current QE. One implementation of this may be to compare the vectors of the initial query word, with that of every other vector in the model, and select the top results. However, this technique has a significant runtime cost, due to expensive IO operations as well as over 2.5 million comparisons of high dimensional vectors. Using Datamuse API, these challenges were avoided, as the API was able to generate approximately 100 similar/relevant words for most user queries. After the retrieval of the ~100 suggestions from Datamuse API, the initial method was applied, comparing the vectors of the initial query with those of the suggestions to select the top results. This optimization drastically improved the runtime of this step in the expansion, because it removed the need for expensive IO operations, and minimized the amount of vector comparisons made. An additional benefit to this method was that Datamuse API supported both singular and compound word queries to a high degree of accuracy, through its extensive use of online resources as its data source.

## B. Clustering Algorithm

Now that the search space has been minimized to a few word suggestions<sup>3</sup> from Datamuse API in addition to the initial query, and the vector representations for those words can be easily retrieved from the W2V model, the challenge is finding the optimal group orientation, as shown in Figure 3. As previously established, current algorithms such as k-means or mean shift have drawbacks that prevent them from being effective on this task, which implies that a new clustering algorithm must be developed.

One solution to this problem could be using graph theory: creating a fully interconnected graph, where a node represents a word, and each edge represents the distance between two words, aka the magnitude of the vector between them. Using this approach, alongside a community detection algorithm, would theoretically be able to compute the optimal groups of words. However, as shown by Lancichinetti et al., these algorithms have a very high runtime cost, especially as the number of nodes increase in the graph [16]. Therefore, a simpler solution is required, which will involve splitting the main problem into two smaller problems.

The first consists of finding a numerical way to assess a cluster of vectors. In this case, when two vectors are similar in space, it means that their corresponding words mean similar things, which is a relationship provided by the W2V trained model. Therefore, the score of a cluster of vectors should reflect how close they are to each other in vector space. The challenge becomes how to compute a numeric value which represents how closely a set of vectors are positioned, where the set can contain any number of elements. The following solution was proposed, visually shown by diagram in Figure 4 and explained afterwards.

FIGURE 4 – DIAGRAM OF VECTORS FOR REFERENCE

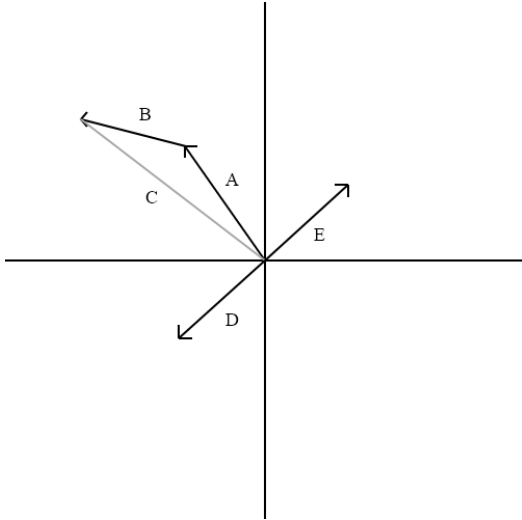


Fig. 4. A diagram showing multiple vectors, used as an aid for explaining the mathematical basis behind the cluster scoring formula.

Figure 4 shows five vectors in 2D space, labeled A through E, such that C is the vector sum of A and B. Ideally, the scoring function would assign a score of 0 to a set containing the vectors D and E, since they are mathematically opposite and therefore the worst grouping of 2D vectors possible. From

this idea, combined with the idea that vectors of opposite direction cancel each other out, where similar vectors combine to make a vector of higher magnitude (shown as vectors A, B and C in Figure 4), the following formula was developed:

$$S(C) = \frac{|\sum_{i=1}^n \vec{C}_i|}{\sum_{i=1}^n |\vec{C}_i|} \quad (2)$$

As shown in Eq. 2, the score  $S$  of a cluster  $C$ , containing  $n$  vectors, is given by the magnitude of the sum of each vector in the cluster, divided by the sum of the magnitude of each vector individually. Essentially, vectors which are closely clustered will add to produce a magnitude close to the total sum of the magnitude of each vector individually. Vectors which are poorly clustered will cancel each other out after addition, therefore reducing the value of the numerator of Eq. 2. This function fulfills the requirement of yielding a value of 0 to vectors D and E shown in Figure 4.

Now that a cluster, which is defined as a group of words, can be scored numerically, all that remains is to develop some optimization method. Since the number of clusters can be provided as a hyper parameter, the numerical score of an orientation of words in a set of clusters is given by the sum of the individual scores of each cluster. By that logic, the optimal orientation is the orientation which has the highest overall score.

Eq. 2 accomplishes the two requirements for a QE clustering technique discussed earlier, because it can effectively cluster high dimensional vectors while retaining reasonable runtime speed.

## C. Clustering Implementation

Now that the clustering algorithm has been developed theoretically, the optimization step must be implemented. It will be used with a set of approximately 25 suggestions, and the initial query, to generate an optimal orientation of words in a set number of groups, which is provided as a hyper parameter. For a set number of iterations given as a hyper parameter, groupings of words are randomly generated and scored. The grouping with the highest score is chosen as the ‘optimal’ cluster.

Evaluation of the clustering algorithm runtime and Datamuse API retrieval speed can be found in the next section, under the heading ‘Runtime Speed Evaluation’.

## VI. IMPLEMENTATION

The above toolset was implemented in C++ to create the open source tool named Xu<sup>4</sup>. The software contains both the query expansion functionality, for either single queries or from a csv document, as well as integrated the W2V tool to train the required vector model. It has been tested and built successfully on Ubuntu 16.04 & Ubuntu 18.04 systems.

### A. Open Source Libraries Used

Throughout the course of building Xu, multiple open source libraries were used. This section will provide an overview of them and give footnote links to their respective repositories. Thank you to those who contributed and helped build these tools, as their work was invaluable to this research.

<sup>3</sup> A value of 25 was used arbitrarily.

<sup>4</sup> <https://github.com/queensbamlab/Xu>

Firstly, a C++11 implementation of the Word2Vec tool was provided by GitHub user jdeng<sup>5</sup>. This library was based on the original paper from Google yet modernized and parallelized the training of these networks using a common high-performance API known as OpenMP [17]. This implementation was integrated into the Xu tool through a command line interface and allows users to train a W2V model by passing in a corpus of text, which has been preprocessed to contain no punctuation apart from periods.

Secondly, an open source C++ json parser was used<sup>6</sup> to efficiently parse the json document returned from Datamuse API. This was used in conjunction with the libcurl<sup>7</sup> library, which performed the get request to the Datamuse API.

### B. Query Expansion Sequence of Events

The following section will outline the sequence of events following the entry of a query into the Xu tool. There is a requirement for a model file to be passed in as a parameter to the tool, and initially, it loads this file into memory for quick retrievals. The obvious drawback to this approach is the memory consumption of this step, especially as the dimensionality of the trained W2V model increases. Once the model file is loaded, Xu proceeds to query Datamuse API, saving and parsing the returned JSON document into an array of potential words for use in the query expansion.

Once the list of approximately 50 words are chosen from Datamuse API<sup>8</sup>, Xu turns back to the W2V model to validate the results from Datamuse, like a two-factor authentication approach in security. Each suggestion word is given a score  $S$  using Eq. 3, where  $W$  and  $I$  are 200 dimensional vectors representing the suggestion word vector and the initial word vector, respectively.

$$S(W, I) = |W - I| (3)$$

The suggestion words with the highest score out of the total group are selected to be used in the QE. These word vectors are then processed by the clustering algorithm, previously discussed. The process of grouping these vectors in a set number of groups provided as a hyper parameter allows the software to choose which groups of words should be combined using an OR gate, whereas each group of words are combined with a restrictive gate. The remaining computations are trivial; string building and IO operations to either display the computed expansion to the user, or output to a file.

### C. Search Engine Infrastructure

Since Xu is self contained, it could be made part of a variety of different systems and pipelines, the most common of which is a basic search engine for document retrieval from a database. A user query would be fed into Xu, and the expanded query would be compared to the corpus of pages and documents present in the search engine's database. Any matching pages, which meet all the filter criteria, would be returned to the user. The process of implementing this type of system has a few challenges that must be addressed regarding the use of Xu, and its limitations. Although the software is considered robust, it is only designed to handle queries of the form 'word and/or word', 'word' or a complex word such as 'academic paper'. Initial queries which are larger or contain

more complex diction may not be correctly expanded with the current implementation of Xu. The runtime of Xu must also be considered when constructing a search engine. Even though the tool completes the expansion arguably quite quickly (See D. Runtime Speed Evaluation), this QE generation time is added to the time it takes to filter each document in the corpus, which further slows down the search engine speed. Several optimizations to this process will be discussed when evaluating the speed of this tool.

### D. Runtime Speed Evaluation

This section will discuss and evaluate the runtime speed of Xu and the clustering algorithm, via a practical example of a list of user queries to expand.

Each experiment is run on a csv file containing 373 unique user queries, each of which is loaded into memory before the trial began. The queue of queries to expand is distributed over each of the 12 logical processors on an Intel Core i7-8750H CPU, with a base clock of 2.20 GHz, using the OpenMP C++ library. At the time of experimentation, the internet connection speed was 260.45mbps download, 284.55mbps upload, and 19ms ping.

Firstly, the runtime of the Datamuse API query was evaluated. For each of the 373 queries in the csv document, the time to successfully send the get request, as well as parse the json document returned was recorded and averaged. This experiment was completed three times to ensure consistency in the results. On average, it took 247.598 milliseconds per word to complete this task, with a standard deviation of 50.722 milliseconds. In the context of a search engine, this runtime costs presents a problem, as the user expects almost instantaneous results. To combat this, it is suggested to implement a caching layer between Xu and Datamuse, which stores and can quickly return common queries. By doing so, the runtime cost on repeated queries can be reduced significantly whilst still maintaining accuracy.

FIGURE 5 – RUNTIME SPEED CHANGES AS A RESULT OF CHANGES IN WORD COUNT OF QE

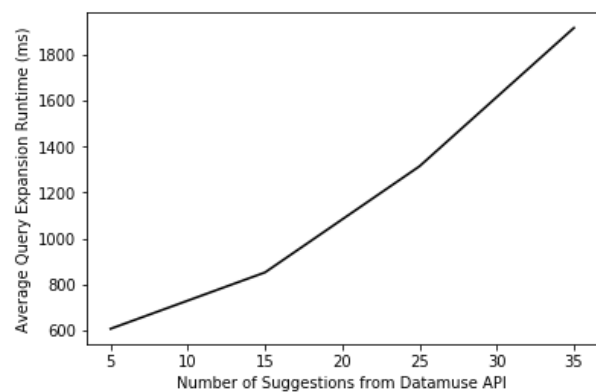


Fig. 5. A line graph depicting the relationship between the number of suggestions retrieved from Datamuse API, and the average query expansion runtime speed in milliseconds. The graph displays an exponential slope, which was expected for any clustering algorithm, as each iteration requires more computation since the number of vectors are increasing.

<sup>5</sup> <https://github.com/jdeng/word2vec>

<sup>6</sup> <https://github.com/open-source-parsers/jsoncpp>

<sup>7</sup> <https://curl.haxx.se/libcurl/>

<sup>8</sup> A value of 50 was chosen arbitrarily.

The second experiment conducted involved altering the amount of suggestions (word vectors) that were processed by the clustering algorithm, to detect changes in query expansion runtime speed because of a change in the number of words. For each experiment, three groups of vectors were generated, and the clustering algorithm performed 10,000 iterations. In total, three trials were conducted for each data point. Figure 5 displays a line graph showing the runtime speed per query because of a change of word count.

The graph displays an exponential slope, meaning that as the number of vectors which are required to be processed by the clustering algorithm increases, the runtime of the algorithm increases exponentially. This was anticipated as each iteration requires more computation. However, as stated by Vorhees, aggressively expanded queries perform worse than expansions with fewer additions [11]. Therefore, it is valid to disregard the slope of this distribution as increasing the word count would only lead to less accurate query expansions.

Lastly, the affect of increasing the iteration count of the clustering algorithm on the runtime of the query expansion was tested. For each experiment, three groups of vectors were generated, using 25 suggestions from Datamuse API, along with the initial query. In total, three trials were conducted for each data point to ensure consistency in the results. Figure 6 shows a graph depicting this relationship.

FIGURE 6 – RUNTIME SPEED CHANGES AS A RESULT OF CHANGES OF THE ITERATION COUNT

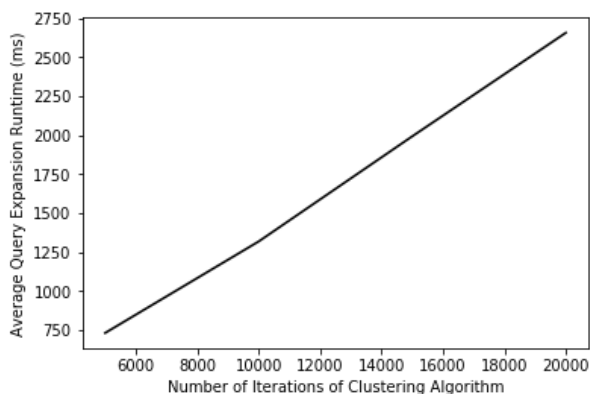


Fig. 6. A chart displaying the relationship between the number of iterations of the vector clustering algorithm, and its affect on the query expansion runtime.

As shown in Figure 6, the resultant slope is linear, meaning that the number of iterations changes the query expansion runtime at a constant rate. This allows the user a significant amount of flexibility, as they can choose a shorter runtime versus potentially a more accurate grouping of the words.

In general, the results of these experiments show that QE tasks using Xu take significantly longer than ‘almost instantaneous’, which was previously stated to be a requirement for an effective search engine. However, due to the nature of the output of Xu, all the resulting values can be

pre-computed using a large distributed cluster of computers and stored for later use by the search engine. Rather than computing the expansions as the user is performing the search, retrieval of the expansion for the query would take significantly less time and improve the response time for the user. However, the problem remains that it is computationally infeasible to pre-compute every possible user query due to the infinite number of possible combinations. To mitigate this situation, it is possible to infer that most user queries would be of similar subject matter. As shown by Spink et al, across 1,025,910 user queries, the “top 75 terms” represent “0.05% of all unique terms”, however they represent “9% of all 1,277,763 search terms” in the unique user queries [2]. Therefore, it can be concluded that most user queries can be handled by few query expansions, which allows a production search engine to precompute relevant queries and to allow most users to enjoy a low runtime system.

## VII. EVALUATION

It is difficult to numerically evaluate how effective a QE is, compared to another expansion, due to the subjective nature of their results. This section discusses the approach taken in this research to evaluate the automated expansions generated by the Xu command line tool, against those created by a human expert.

Rather than looking at an individual query expansion, and evaluating its effectiveness on arbitrary metrics, it was decided to assess the automated expansions on a relative scale, compared to human generated expansions. By doing so, an accurate numerical score can be given to each automated query expansion, provided there is an accompanying human QE, which is assumed to be optimal<sup>9</sup>. For this experiment, three different query expansions were tested: human generated, the initial approach (see Section IV) and the expansions generated by the command line tool Xu.

To effectively evaluate a wide range of query expansions, which cover a wide variety of subject areas, a dataset was needed which covered a variety of topics, and which was relevant to the use case of a search engine. For this, a publicly available, free dataset known as ‘All the News’ was used<sup>10</sup>, which contains 146,032 news articles from 15 different modern publishers such as the New York Times, CNN, and the Washington Post. The articles pertain to a multitude of different topics, such as politics, business, technology and the environment.

For every example query which had an accompanying human generated QE, the resultant expansion from each technique was compared to each news article, returning a Boolean value depending if the news article would’ve been returned by the expanded query. For each technique, a vector of size equal to the number of news articles was generated, containing the list Boolean outcomes as 1s or 0s. A score for the initial approach and the QEs generated by Xu was computed by taking the percentage accuracy of the expansion in question relative to the results from the human generated expansion. For example, an inaccurate result would be counted when the human generated expansion chose to return a certain news article, and the automated approach did not, and

<sup>9</sup> It is important to note that although the human generated expansion strings are assumed to be optimal for the purposes of this research, it is statistically unlikely that these

QEs are truly ‘optimal’ due to the vast amount of possible expansions.

<sup>10</sup> <https://www.kaggle.com/snapcrack/all-the-news>

vice versa. A plot displaying the distribution of scores from the multiple approaches is shown in Figure 7.

FIGURE 7 – RELATIVE SCORES OF DIFFERING APPROACHES COMPARED TO HUMAN GENERATED QUERY EXPANSION

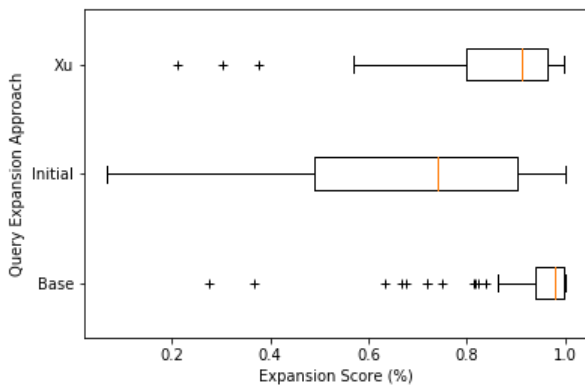


Fig. 7. A set of boxplots displaying the distribution of scores from 132 queries, meant to compare the base query effectiveness, versus that of the automated initial approach, as well as the Xu command line tool.

As shown above, the expansions from the Xu command line tool performed significantly better on average than those of the initial approach. However, the base query performed very similarly to the human generated query expansion, mostly likely due to similarities in the construction of these queries.

However, the abnormally high scores on this experiment by the base query raises concerns regarding its validity. It has been well documented that query expansion improves the accuracy and depth of results returned by a search query, yet in Figure 7, the base query performs almost identically to the human generated expansion, which for the case of this experiment was treated as ‘ideal’. Therefore, if the results of this trial were completely accurate, a large body of previous research would be disproven.

The problem arises in the metric that was used to access each query expansion from the three different sources. Rather than an individual metric, which as discussed before would be difficult due to the subjective nature of QE results, a relative score was taken with respect to the human generated query expansions, assuming they are ‘optimal’. This result prompts the idea that the human generated query expansions are far from optimal, which would explain the misleading results of the base scores.

Upon this conclusion, it was determined that additional metrics were needed to accurately access the effectiveness of each approach used for QE. Rather than looking at overall score, the dataset was analyzed for traditional metrics such as the false positive rate, meaning a document was returned when it shouldn’t have been, and the precision recall rate. This approach would allow statistical analysis to be performed on singular aspects of the query expansion approaches, which would produce insights specific to each method. Figures 8 and 9 show the false positive rate, and the precision recall rate, respectively, of the varying approaches. The figures are presented as box plots, showing the quartile values, median, and showing the presence of any outliers. In the case of false positive rate, a lower rate is better, whereas the opposite is true for the precision recall rate.

FIGURE 8 – FALSE POSITIVE RATE OF DIFFERING QE APPROACHES RELATIVE TO HUMAN EXPANSIONS

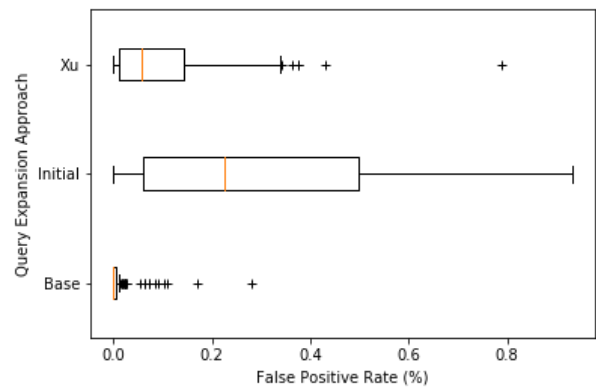


Fig. 8. A set of boxplots showing the distribution of false positive rates from 132 queries, used to show the difference between the varying approaches. In this case, a false positive is defined as the event where a document was returned from a query when it shouldn’t have been.

Figure 8 validates the conclusions made in Section IV regarding the large number of extraneous results returned by the initial approach. The addition of restrictive gates by the Xu command line tool reduces the false positive rate of the query expansions. As expected, the base query has an extremely low false positive rate, due to its limited depth. Although the base query is effective at returning only relevant results, as shown in Figure 9, the base query typically does not return enough results, and misses many documents which are relevant to the users’ query.

FIGURE 9 – PRECISION RECALL RATE OF DIFFERING QE APPROACHES RELATIVE TO HUMAN EXPANSIONS

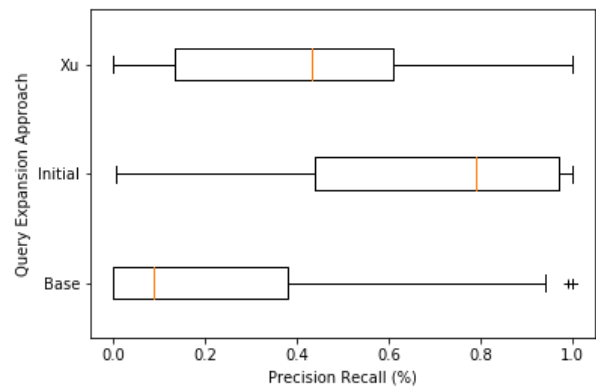


Fig. 9. The distributions of the precision recall rate of the varying query expansion techniques. In this case, a higher result indicates that less documents were missed which should’ve been returned by a particular query.

It is clear the base query performed less than adequate at this metric, due to its low precision recall rate compared to the query expansion approaches. This leads to the conclusion that although the base query typically doesn’t return unwanted results, it is prone to missing documents which are relevant, supporting the need for query expansion as a tool in search engines. Although the initial approach had a much stronger precision recall rate than Xu, it also had a much higher false positive rate, meaning that more results are returned, and a larger proportion of them are not relevant to the initial search query. As previously discussed, this must be avoided in a QE.



Finally, the runtime speed of the queries when compared to the corpus of documents was recorded and analyzed. Figure 10 shows the distribution of runtime speeds of each approach, taken as a total time in seconds to process the 132 queries tested.

FIGURE 10 – COMPARISON OF RUNTIME SPEEDS OF THE DIFFERENT QUERY EXPANSION APPROACHES

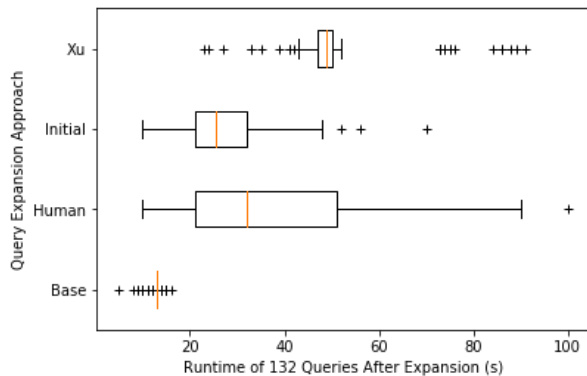


Fig. 10. The distributions of the precision recall rate of the varying query expansion techniques. In this case, a higher result indicates that less documents were missed which should've be returned by a particular query.

As shown in Figure 10, as the complexity of the query expansion increases, so does the runtime. This must be considered when generating query expansions, as smaller expansions can be processed faster in a search engine pipeline.

## VIII. CONCLUSION

It has been shown that the grouping approach, using clustering of word vectors with continuous vector representations of words, is an effective query expansion technique which sacrifices some runtime speed for a reduced false positive rate and increased precision. Word vectors were successfully clustered using a simplistic new clustering algorithm, which aims to optimize the score of each cluster in the set. By using this approach, query expansions can contain multiple criterion, each containing a set of synonyms & similar meaning words which allow variability in the documents returned, while maintaining accuracy and reducing noise.

Although there are several limitations to using this approach in production, such as the high runtime speed of the QE generation, the approach is valid in a precomputed setting, where query frequency is analyzed, and the most common queries are cached to allow reasonable response times to the user. In a search engine environment, it was shown that a user base query was ineffective compared to a query expansion, due to the low precision recall rate of the base query.

In addition to the query expansion application, the clustering algorithm developed would theoretically be applicable in any setting, especially in high dimensions. The ability to efficiently cluster high dimensional data has been a challenge for researchers previously, and this approach presents a new method for scientists to tackle future clustering problems, involving high dimensional big data analytics.

## IX. FUTURE RESEARCH

The current implementation of the Xu command line tool is limited to the use of only AND gates as restrictive gates, which could hinder the resultant accuracy. It is suggested that future researchers attempt to implement further restrictions to the QE, such as a NOT gate. Additionally, experiments comparing the effectiveness of changes in dimensionality, iteration count and word count on the accuracy of query expansions would be valuable.

## X. ACKNOWLEDGEMENTS

Thank you to Chris MacPhee, from the Centre of Advanced Computing of Queen's University for providing access to ample computing hardware for this research, which was invaluable whilst training the W2V vector model.

## XI. REFERENCES

- [1] B. He and I. Ounis, "Studying query expansion effectiveness," in *European conference on information retrieval*, 2009, pp. 611–619.
- [2] A. Spink, D. Wolfram, M. B. Jansen, and T. Saracevic, "Searching the web: The public and their queries," *Journal of the American society for information science and technology*, vol. 52, no. 3, pp. 226–234, 2001.
- [3] H. K. Azad and A. Deepak, "Query expansion techniques for information retrieval: A survey," *arXiv preprint arXiv:1708.00247*, 2017.
- [4] C. Carpineto and G. Romano, "A survey of automatic query expansion in information retrieval," *ACM Computing Surveys (CSUR)*, vol. 44, no. 1, p. 1, 2012.
- [5] L. Qiu, Y. Cao, Z. Nie, Y. Yu, and Y. Rui, "Learning word representation considering proximity and ambiguity," in *AAAI*, 2014, pp. 1572–1578.
- [6] Y. Bengio, R. Ducharme, P. Vincent, and C. Jauvin, "A neural probabilistic language model," *Journal of machine learning research*, vol. 3, no. Feb, pp. 1137–1155, 2003.
- [7] K. Zhang, W. Wu, F. Wang, M. Zhou, and Z. Li, "Learning distributed representations of data in community question answering for question retrieval," in *Proceedings of the ninth acm international conference on web search and data mining*, 2016, pp. 533–542.
- [8] T. Mikolov, K. Chen, G. Corrado, and J. Dean, "Efficient estimation of word representations in vector space," *arXiv preprint arXiv:1301.3781*, 2013.
- [9] G. Miller, *WordNet: An electronic lexical database*. MIT press, 1998.
- [10] Y. Qiu and H.-P. Frei, "Concept based query expansion," in *Proceedings of the 16th annual international acm sigir conference on research and development in information retrieval*, 1993, pp. 160–169.
- [11] E. M. Voorhees, "Query expansion using lexical-semantic relations," in *Proceedings of the 17th annual international acm sigir conference on research and development in information retrieval*, 1994, pp. 61–69.
- [12] J. Xu and W. B. Croft, "Query expansion using local and global document analysis," in *Proceedings of the 19th annual international acm sigir conference on research and development in information retrieval*, 1996, pp. 4–11.
- [13] K. Alsabti, S. Ranka, and V. Singh, "An efficient k-means clustering algorithm," 1997.
- [14] A. K. Jain, "Data clustering: 50 years beyond k-means," *Pattern recognition letters*, vol. 31, no. 8, pp. 651–666, 2010.
- [15] B. Georgescu, I. Shimshoni, and P. Meer, "Mean shift based clustering in high dimensions: A texture classification example," in *ICCV*, 2003, vol. 3, p. 456.
- [16] A. Lancichinetti, S. Fortunato, and F. Radicchi, "Benchmark graphs for testing community detection algorithms," *Physical review E*, vol. 78, no. 4, p. 046110, 2008.
- [17] L. Dagum and R. Menon, "OpenMP: An industry standard api for shared-memory programming," *IEEE computational science and engineering*, vol. 5, no. 1, pp. 46–55, 1998.