

Is Unit Testing Immune to Coincidental Correctness?

Rawad Abou Assi, Wes Masri*, Marwan Maalouf, and Chadi Trad

American University of Beirut

Electrical and Computer Engineering Department

Beirut, Lebanon 1107 2020

rawad84@gmail.com, {wm13*, mjm30, cht02}@aub.edu.lb

Abstract

Researchers have previously shown that *Coincidental Correctness* (CC) is prevalent; however, the benchmarks they used are considered inadequate nowadays. They have also recognized the negative impact of CC on the effectiveness of fault localization and testing. The aim of this paper is to study *Coincidental Correctness*, using more realistic code, mainly from the perspective of unit testing. This stems from the fact that the practice of unit testing has grown tremendously in recent years due to the wide adoption of software development processes, such as *Test-Driven Development*.

We quantified the presence of CC in unit testing using the *Defects4J* benchmark. This entailed manually injecting two code checkers for each of the 395 defects in *Defects4J*: 1) a *weak checker* that detects *weak CC* tests by monitoring whether the defect was reached; and 2) a *strong checker* that detects *strong CC* tests by monitoring whether the defect was reached and the program has transitioned into an infectious state. We also conducted preliminary experiments (using *Defects4J*, *NanoXML* and *JTidy*) to assess the pervasiveness of CC at the unit testing level in comparison to that at the integration and system levels.

Our study showed that *unit testing is not immune to CC*, as it exhibited $7.2\times$ more *strong CC* tests than failing tests and $8.3\times$ more *weak CC* tests than failing tests. However, our preliminary results suggested that it might be less prone to CC than integration testing and system testing.

Keywords: Coincidental correctness, failed error propagation, fault masking, unit testing, integration testing, system testing

1. INTRODUCTION

Voas [54] presented a technique that predicts whether testing is likely to reveal a given fault. The technique is centered on the following three notions that collectively form the *PIE* model: fault execution, program state infection, and infection propagation to the output. Subsequently, Amman and Offutt [2] presented *RIP*, a model similar to the *PIE* model and also aims at capturing the

relationship between faults and failures. *RIP* requires the following sequence of three conditions to be satisfied in order for a failure to be observed:

- *Reachability_{cond}*: the location or locations in the program that contain the fault must be reached
- *Infection_{cond}*: the program's state must become incorrect, right after the fault is reached
- *Propagation_{cond}*: The infected state must propagate to cause some output of the program to be incorrect

Later, Amman and Offutt [3] updated the *RIP* model into the *RIPR* model by refining the *Propagation_{cond}* and adding the *Reveal_{cond}* as follows:

- *Propagation_{cond}*: the infected state must cause some part of the final program state to become incorrect
- *Reveal_{cond}*: the tester (or test oracle) must observe part of the incorrect final program state

The updates highlight the fact that it is plausible that the final program state might be mostly infected, meanwhile, the test oracle might only consider the parts that are uninfected, thus, yielding a passing run. In this paper we will adopt the *RIP* (or *PIE*) model, keeping in mind the *RIPR* updates for future work.

In the context of the *RIP* model, a test case could be classified as follows [44]:

- *Failing*: if all three conditions were satisfied
- *True Passing*: if none of the conditions were satisfied
- *Weak Coincidentally Correct*: if the *Reachability_{cond}* was satisfied but none of the other two conditions were satisfied
- *Strong Coincidentally Correct*: if the *Reachability_{cond}* and the *Infection_{cond}* were satisfied but the *Propagation_{cond}* was not satisfied

Therefore, *Coincidental Correctness* (CC) [27][42][54][44] is manifested in two forms, *weak CC* and *strong CC*. Both forms result in a correct output, which for some testers might seem appealing. However, there are two main problems introduced by *Coincidental Correctness*: 1) it results in overestimating the reliability of programs, since it hides defects that might subsequently surface following unrelated code modifications; and 2) it reduces the effectiveness of various program analysis techniques that aim at enhancing program reliability.

In fact, researchers have previously recognized the negative impact of CC on the effectiveness of coverage-based fault localization (CBFL) [9][56][44][21][8], model checking based fault localization [6], and testing [23][26]. They have also shown that both *weak CC* and *strong CC* are prevalent; however, the test suites they used were mainly drawn from the *Siemens* benchmark (*sir.unl.edu*) [22], which comprises programs that are no longer considered adequate by the testing community.

Meanwhile, the practice of unit testing has grown tremendously in recent years due to the fact that it is mandated by widely adopted software development methodologies and practices, such as *Extreme Programming* (XP) [10], *Agile Development*, *Test-Driven Development* (TDD) [11], *Continuous Delivery* (CD)

[15], and *DevOps* [15]. Typically in these environments, developers use frameworks such as *JUnit* (junit.org) and *TestNG* (testing.org) to write unit tests that are continuously updated as new failing behaviors are uncovered. The unit test suites become an integral part of the code base and get integrated into the build process.

The main aim of this paper is to study *Coincidental Correctness* from the perspective of unit testing using realistic code. To address this aim, we quantified the presence of *CC* in unit test suites using the *Defects4J* benchmark [32] (github.com/rjust/defects4j). This entailed manually (and painstakingly) specifying two code checkers for each of the 395 defects in *Defects4J*: 1) a *weak checker* that detects *weak CC* by monitoring whether the *Reachability_{cond}* was satisfied; and 2) a *strong checker* that detects *strong CC* by monitoring whether the *Reachability_{cond}* and the *Infection_{cond}* are both satisfied.

Our secondary aim is to assess the pervasiveness of *CC* at the unit testing level in comparison to that at the integration and system levels. In order to contrast unit testing to integration testing, we: 1) selected 13 defective (unit) versions from the *Apache commons-math* library in *Defects4J*; 2) for each version, we automatically created 1000 small matrix manipulation applications that exercise the defect; 3) generated corresponding integration test suites; and 4) computed the proportions of strong *CC* unit and integration tests within. In order to contrast unit testing to system testing, we used the *Closure* library from *Defects4J* and multiple defective versions from *NanoXML* and *JTidy*. For each version in *NanoXML* and *JTidy*, we specified a first *strong checker* right after the defect and a second *checker* right before the return statement(s) of the function containing the defect. A passing test that always triggers the first checker but not the second is deemed to be a *CC* test in the context of unit testing. A passing test that always triggers both checkers is deemed to be a *CC* test in the context of system testing.

Lastly, we conducted an experimental analysis that attempts to identify any correlation between the *Propagation_{cond}* not getting satisfied and the execution frequency of specific types of statements.

The main contributions of this work are:

- A study suggesting that unit testing is not immune to *Coincidental Correctness*.
- An extension of the *Defects4J* benchmark encompassing a weak checker and a strong checker for each of its 395 defects. Researchers using *Defects4J* will therefore be able to factor out the negative effect of *CC* by treating passing tests that triggered our checkers as failing, or by discarding them altogether. This artifact is downloadable from [65].
- Preliminary studies suggesting that *CC* is less prevalent, and thus less harmful, at the unit testing level than at the integration and system testing level. This translates into an argument for conducting reliability enhancing techniques at the unit testing level.

- An experimental analysis attempting to understand when the propagation condition is more likely to go unsatisfied.
- Two profiling tools developed to enable our analyses (one of which is downloadable from [65]).

Section 2 presents background related to the prevalence of *CC* in system test suites. Section 3 describes how we identified the *CC* unit, integration, and system tests; it also assesses the prevalence of *CC* in each of these three testing levels. Section 4 tries to identify statements executions that correlate with *strong CC*. Section 5 discusses threats to the validity of our study. Section 6 surveys related work, and Section 7 concludes.

2. BACKGROUND

Coincidental Correctness has been studied by several researchers for various purposes [4][8][12][18][19][23][26][27][28][33][42][54][42][56]. However, the work that is most relevant to our study is presented by Masri *et al* [45][44], which we summarize in this section.

2.1 Prevalence of CC

In order to identify the factors that impair CBFL, Masri *et al* [45] conducted an empirical study that assesses the prevalence of several scenarios including what we refer to in this paper as *weak CC* and *strong CC*. Their study involved 148 seeded versions of ten Java programs that included seven programs from the *Siemens* benchmark (132 versions) and three releases of *NanoXML* (*sir.unl.edu*). The test suite sizes for the ten programs ranged from 140 to 4130, with a total number of 19873 test cases. Their study showed the following: 1) Out of the 19873 test cases, 3120 were *strong CC* and 11208 were *weak CC*, i.e., 15.7% and 56.4%, respectively. 2) 20 versions had more than 60% of their tests as *strong CC*, and 86 versions had more than 60% of their tests as *weak CC*. 3) 41 versions had none of their tests as *strong CC*, and only 5 versions had none of their tests as *weak CC*. 4) Interestingly, one version had 3133 out of its 3155 tests as *strong CC*, i.e., 99.3%.

The findings in [45] are very intriguing; however, the fact that they mostly involved the *Siemens* programs motivated us to further study *CC* using a benchmark that is better accepted by the research community, namely, *Defects4J*.

2.2 Impact of Weak CC on Coverage Techniques

Coincidental Correctness, in its *weak* form, is potentially detrimental to most coverage-based and test-based program analysis techniques, including fault localization [1][5][31][38][39][41][51], test-based program repair, test suite reduction, and test case prioritization [14][34][40][52][53][58]. Masri *et al* in [45] (and later in [44]) studied the negative impact of *weak CC* on coverage-based fault localization (CBFL). Specifically, they demonstrated that *weak CC* has a

| | Test Cases | | | | | |
|-----------------------------------|------------|---------|---------|---------|---------|---------|
| | t_1 | t_2 | t_3 | t_4 | t_5 | t_6 |
| int median(int x, int y, int z) { | 3, 3, 5 | 1, 2, 3 | 3, 2, 1 | 5, 5, 5 | 5, 3, 4 | 2, 1, 3 |
| 1: int m = z; | ✓ | ✓ | ✓ | ✓ | ✓ | ✓ |
| 2: if (y < z) | ✓ | ✓ | ✓ | ✓ | ✓ | ✓ |
| 3: if (x < y) | ✓ | ✓ | | | ✓ | ✓ |
| 4: m = y; | | ✓ | | | | |
| 5: else if (x < z) | ✓ | | | | ✓ | ✓ |
| 6: m = y; // bug: m = x; | ✓ | | | | | ✓ |
| 7: else | | | ✓ | ✓ | | |
| 8: if (x > y) | | | ✓ | ✓ | | |
| 9: m = y; | | | ✓ | | | |
| 10: else if (x > z) | | | | ✓ | | |
| 11: m = x; | | | | | | |
| 12: return m; | P | P | P | P | P | F |
| } | | | | | | |

Table 1. Java code and corresponding statement coverage information

safety reducing effect on CBFL by analytically showing how the presence of *weak CC* tests leads to suspiciousness metrics that underestimate the suspiciousness of the faulty code. The metrics they analyzed included *Jaccard* [13], *Tarantula* [31], *AMPLE* [21], and *Ochiai* [1].

We now illustrate by example how *weak CC* can have a negative impact on CBFL, and on test suite reduction and test case prioritization. The code shown in Table 1 is widely used in the literature [31], it is meant to compute the median of three input numbers. Line 6 is defective as it assigns *y* to *m* as opposed to assigning it *x*. Table 1 also shows six test cases and their corresponding statement coverage information: a check mark indicates that the statement at the given row was executed at least once using the test case at the given column. As indicated in the table, t_6 is the only failing test case. And as expected, t_6 executes the defect at Line 6. Meanwhile, t_1 also executes the defect at Line 6 but outputs the correct result, which makes it a *CC* test case. Specifically, t_1 is a *weak* and not a *strong CC* test case since it executes the defect but does not cause an infection at Line 6. It erroneously assigns *x* to *m* as opposed to assigning *y*, but since *x* and *y* are both 3, the program state does not get infected.

The fact that t_1 is a *CC* test diminishes the correlation between the execution of Line 6 and failure, which translates into lessening the effectiveness of CBFL. In other words, including t_1 in the test suite yields a suspiciousness score at Line 6 that is lower than the score computed when t_1 is excluded. For example, the value of the *Tarantula* suspiciousness score [31] for Line 6 is 0.833 when t_1 is included and 1.0 when excluded.

A widely adopted test suite reduction approach discards redundant tests while insuring that the program elements covered by the original test suite are also covered by the reduced test suite. In our example, the test suite would be reduced

to $T_1 = \{t_1, t_2, t_3, t_4\}$ or to $T_2 = \{t_2, t_3, t_4, t_6\}$ since these are the only minimal test suites that cover all statements covered by the original test suite. Consequently, there will only be a 50% chance that the reduced test suite will reveal the defect since: 1) T_1 and T_2 are equally likely to be generated; and 2) only T_2 includes the failing test t_6 . Excluding the *weak CC* test t_1 from the original test suite would mean that only T_2 will be generated by test suite reduction; a clearly more desirable outcome.

A classical test case prioritization approach gives higher execution priority to the test cases that cover the most not yet covered program elements. A large number of prioritization outcomes are possible for our example, of which we list only two that represent extreme cases, namely, $T_1 = \langle t_1, t_3, t_4, t_2, t_5, t_6 \rangle$ and $T_2 = \langle t_6, t_3, t_4, t_2, t_5, t_1 \rangle$. Clearly, T_2 is superior to T_1 , since the defect is revealed by the first executed test in T_2 as opposed to the last executed test in T_1 . Here also, excluding t_1 from the original test suite would result in a more effective prioritization. Actually, in case t_1 is excluded, t_6 will always be executed either first or second.

2.3 Causes of Strong CC

In the case of *strong CC*, the *Infection_{cond}* is satisfied but the *Propagation_{cond}* is not. This could be interpreted as information loss along the path starting at the infection location and ending at the output. Voas and Miller [55] devised a metric that approximates the information loss between the input and output of a mathematical function or a program statement (or block of statements). They termed the metric *domain-to-range ratio* or DRR, which is the ratio of the cardinality of the possible inputs to the cardinality of the possible outputs; a larger DRR represents higher information loss.

Masri and Abou Assi [44] illustrated the use of DRR using the three snippets of code below:

```

S1: y = x * 3;
S2: y = x % 3;
S3: if (x >= 3) {
    y = 1;
} else {
    y = 0;
}

```

For each snippet, assume that the input variable x takes on the values $[1, 5]$, of which the value 4 represents an infection.

Computing DRR for S_1 we get $DRR(S_1) = 5/5 = 1$, which means that S_1 will not cause information loss, and thus will enable the infection to propagate without any obstruction.

Considering S_2 , $DRR(S_2) = 5/3 = 1.67$, which means that S_2 might prevent the infection from propagating. Actually, when x is infected (i.e., x is 4), y takes on the value 1. However, y being 1 does not represent a propagated infection since y will also be 1 when x is not infected (i.e., x is 1).

Similarly, $DRR(S_3) = 5/2 = 2.5$, indicating that S_3 might also prevent the infection to propagate. Specifically, y becomes 1 when x is 3 or 4 or 5, i.e., when x is infected and when it is not infected. Therefore, y being 1 does not represent a propagated infection.

It goes without saying that code constructs similar to S_2 and (especially) S_3 are pervasive, which explains the non-negligible presence of *strong CC* in the field. Such presence is also supported by the results presented by Androutsopoulos *et al* [4], which showed that 10% of the test cases involved in their experiments were *strong CC* tests.

| Buggy Code | Buggy Code + Checkers |
|--|---|
| <pre>res[rOff] = (tmp2[0] <= 0) ? -PI : PI) - 2 * tmp2[0]; for (int i = 1; i < tmp2.length; ++i) { res[rOff + i] = -2 * tmp2[i]; } ← missing statement</pre> | <pre>res[rOff] = (tmp2[0] <= 0) ? -PI : PI) - 2 * tmp2[0]; for (int i = 1; i < tmp2.length; ++i) { res[rOff + i] = -2 * tmp2[i]; } println("Weak Checker #10");</pre> |
| Fixed Code | |
| <pre>res[rOff] = (tmp2[0] <= 0) ? -PI : PI) - 2 * tmp2[0]; for (int i = 1; i < tmp2.length; ++i) { res[rOff + i] = -2 * tmp2[i]; } // Fix res[rOff] = atan2(y[yOff], x[xOff]);</pre> | <pre>if (res[rOff] != atan2(y[yOff], x[xOff])) { println("Strong Checker #10"); }</pre> |

Figure 1 – Simple *Infection_{cond}* checker (Math, Bug #10)

| Buggy Code | Buggy Code + Checkers |
|---|--|
| <pre>if (str == null searchStr == null) { return false; } result = contains(str.toUpperCase(), searchStr.toUpperCase()); return result;</pre> | <pre>if (str == null searchStr == null) { return false; } result = contains(str.toUpperCase(), searchStr.toUpperCase()); println("Weak Checker #40");</pre> |
| Fixed Code | |
| <pre>if (str == null searchStr == null) { return false; } // Fix int len = searchStr.length(); int max = str.length() - len; for (int i = 0; i <= max; i++) { if (str.regionMatches(true, i, searchStr, 0, len)) { return true; } } return false;</pre> | <pre>boolean fixedResult = false; int len = searchStr.length(); int max = str.length() - len; for (int i = 0; i <= max; i++) { if (str.regionMatches(true, i, searchStr, 0, len)) { fixedResult = true; break; } } if (result != fixedResult) { println("\nStrong Checker #40"); } return result;</pre> |

Figure 2 – Non-trivial *Infection_{cond}* checker (Lang, Bug #40)

Finally, in relation to information loss, Masri and Podgurski [47] conducted a study that revealed that most dynamic dependences in programs do not convey any measurable information. Such finding, which corroborates the fact that *Propagation_{cond}* is not always satisfied, could also be explained by the frequent occurrence of constructs similar to S_2 and S_3 .

3. IDENTIFYING CC TESTS

Our primary goal is to classify test cases as *Failing*, *True Passing*, *Weak CC*, or *Strong CC*, in the context of unit testing, integration testing, and system testing. For that, we need the means to determine which of the three *RIP* conditions were satisfied during a given test run. Our approach relies on the following three entities being available for each bug in our subject programs: 1) the location(s) of the bug; 2) the bug fix; and 3) the test oracle. The test oracles are readily available for the *Defects4J* bugs, but it is not the case for most of the bugs studied in Section 3.2 and Section 3.3.

The *satisfiability* of the *Reachability_{cond}* is checked by simply injecting the buggy version with a print statement(s) at the location(s) of the bug, a *weak checker*. The satisfiability of the *Propagation_{cond}* is checked by the test oracle that, as previously mentioned, might or might not be available.

The *Infection_{cond}* is programmatically determined by injecting a code checker right after the bug, a *strong checker*. This code is inferred by comparing the buggy code and the bug fix, and can vary in complexity from a simple conditional to numerous lines of code. Figure 1 shows an example of a simple *strong checker*, whereas Figure 2 shows a somewhat complex *strong checker*; both written to help identify *CC* tests in the *Defects4J* benchmark. It is worth noting that the nature of some bugs makes them inherently immune to coincidental correctness. For example, a bug due to a Java class having a missing “implements *Serializable*” could never induce a *CC* test, since any test written to verify the serialization functionality of the class will always fail. No code checkers need to be injected when dealing with bugs of such nature.

The next three sections address the research questions listed below, keeping in mind that the main focus of this paper is on RQ1:

- **RQ1:** Is unit testing immune to *CC*?
- **RQ2:** Is *CC* more likely to be prevalent in integration testing than in unit testing?
- **RQ3:** Is *CC* more likely to be prevalent in system testing than in unit testing?

3.1 CC and Unit Testing

This *section* addresses our first research question, i.e., it assesses the presence of coincidental correctness in unit testing. We opted to base our study on the *Defects4J* benchmark [32] for the following reasons: 1) it involves a large number of real defects for which the fixes are also provided; 2) it includes a large number

| Name | #v | T(v) | | | $\sum T(v) $ | T _{bug} (v) | | | $\sum T_{bug}(v) $ |
|----------------|-----|-------|-------|-------|---------------|----------------------|------|-----|---------------------|
| | | min | max | avg | | min | max | avg | |
| <i>Chart</i> | 26 | 1,586 | 2,193 | 1,814 | 47,244 | 1 | 223 | 24 | 622 |
| <i>Closure</i> | 133 | 2,595 | 8,444 | 7,203 | 958,339 | 2 | 6324 | 812 | 106,398 |
| <i>Lang</i> | 65 | 1,437 | 2,291 | 1,817 | 114,314 | 1 | 111 | 13 | 821 |
| <i>Math</i> | 106 | 818 | 4,378 | 2,512 | 262,503 | 1 | 434 | 30 | 2,290 |
| <i>Mockito</i> | 38 | 838 | 1,395 | 1,251 | 42,710 | 5 | 917 | 210 | 6,524 |
| <i>Time</i> | 27 | 3,749 | 4,041 | 3,916 | 105,723 | 2 | 736 | 118 | 3,190 |

Table 2 – Defects4J Libraries

JUnit tests (with oracles); 3) it is currently the de-facto benchmark for major research areas including software testing, automated fault localization, and automated program repair; and 4) our results will serve as an extension to *Defects4J* that will enable researchers to factor out the effect of coincidental correctness during their analyses.

The task of specifying the code checkers for the 395 bugs in *Defects4J* was carried out in several phases: 1) 24 undergraduate students in an advanced programming class were each assigned 10 bugs; 2) 11 students were selected out of the 24 based on the quality of the strong checkers they delivered, and were assigned between 30 to 40 bugs (which included the initial 10 they already worked on); 3) each of the 395 checkers were independently validated by two of the authors.

Table 2 describes the six libraries encompassing *Defects4J*, namely, *JFreeChart* (*Chart*), *Closure*, *Apache commons-lang* (*Lang*), *Apache commons-math* (*Math*), *Mockito*, and *Joda-Time* (*Time*). A number of versions of each library are provided for a total of 395 defective versions (see column 2). Each version v contains a single defect and is associated with its own test suite $T(v)$. Columns 3 to 6 in Table 2 show statistics about $T(v)$, namely, the min, max, average of $|T(v)|$ and the sum of $|T(v)|$ across all versions, i.e., $\sum |T(v)|$. Note that we observed that test suites associated with different versions might partially contain the same test cases.

Columns 7 to 10 in Table 2 also show statistics about $T_{bug}(v)$, which is the subset of test cases in $T(v)$ that directly or indirectly invoke the method containing the defect (but not necessarily reach the defect). Considering $T_{bug}(v)$ stems from the fact that a unit test is typically meant to exercise a very specific functionality, therefore, many unit tests might not be relevant to the defect at hand. $T_{bug}(v)$ excludes such tests. Apparently, based on the considerable differences between $\sum |T(v)|$ and $\sum |T_{bug}(v)|$, most unit tests associated with a given version are not meant to exercise functionalities that are relevant to the defect.

The tests provided for the *Closure* compiler are better characterized as system tests (this was pointed out by Jahangirova and Tonella [28][29] in a discussion we had at CREST57 [20]). Therefore, we do not discuss the results of *Closure* in this section; instead, we will do that in Section 3.3, which studies *CC* in the context of system testing.

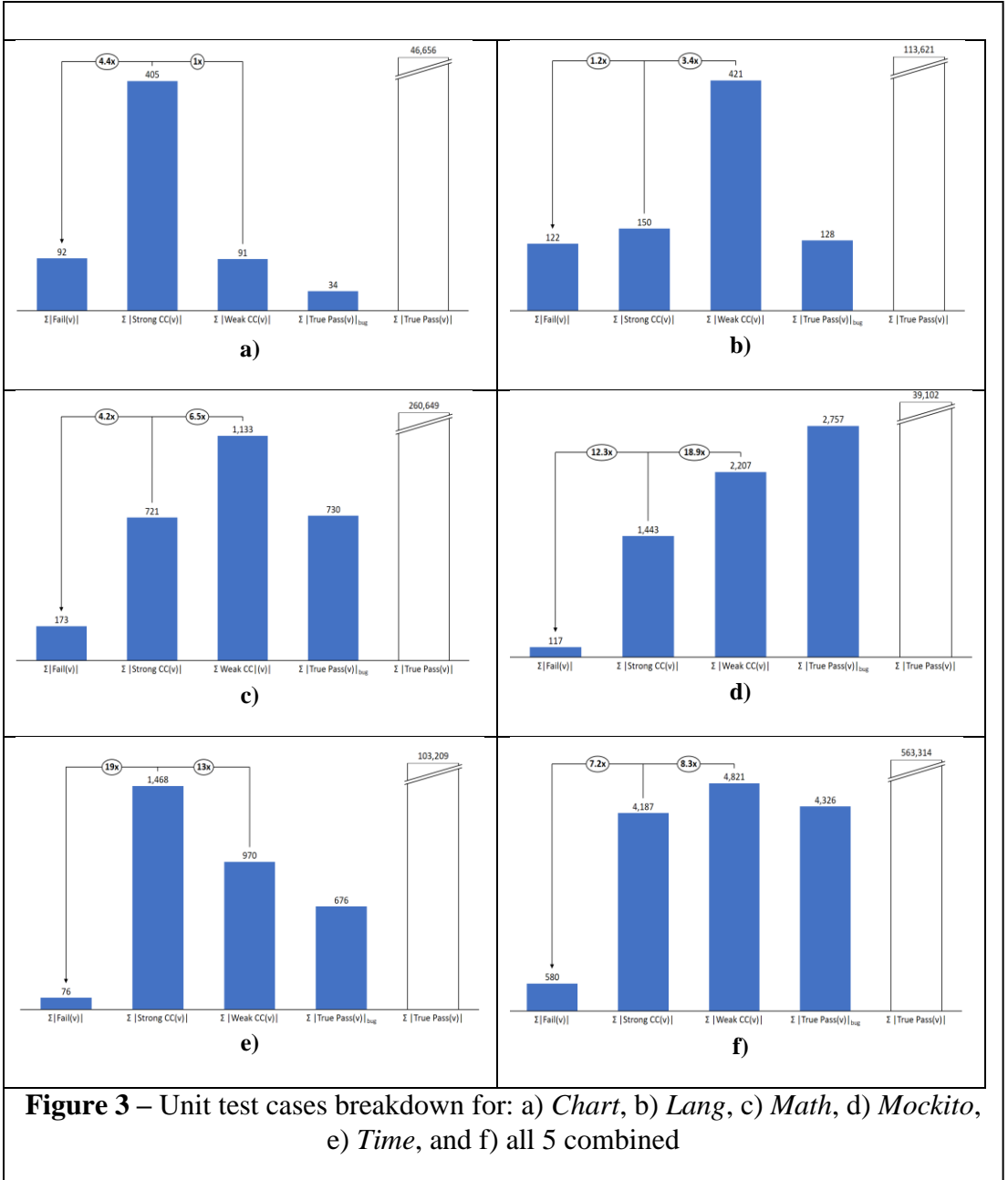


Figure 3 shows the results of the test cases breakdown for *Chart*, *Lang*, *Math*, *Mockito*, *Time*, and for all five libraries combined. Each plot shows the cumulative results from all the versions for a given library, specifically: 1) $\sum |Fail(v)|$: the number of failures observed across all versions; 2) $\sum |strongCC(v)|$: the number of *strong CC* tests detected across all versions; 3) $\sum |weakCC(v)|$: the number of *weak CC* tests detected across all versions; 4) $\sum |truePass(v)|_{bug}$: the number of true passing tests in all versions that belonged to $T_{bug}(v)$ (i.e., tests that entered the method containing the defect but did not reach the defect); and 5)

$\sum|truePass(v)|$: the number of true passing tests in all versions that belonged to $T(v)$. More importantly, the plots are annotated with the ratios $\sum|strongCC(v)|/\sum|Fail(v)|$ and $\sum|weakCC(v)|/\sum|Fail(v)|$. These metrics are likely to provide a good predictive power on how harmful coincidental correctness will be on techniques such as fault localization, test suite reduction, and test-based program repair. In CBFL for example, as the value of either $\sum|strongCC(v)|/\sum|Fail(v)|$ or $\sum|weakCC(v)|/\sum|Fail(v)|$ increases, the value of the suspiciousness metric associated with the defect decreases. Also, in coverage-based test suite reduction, an increase of either ratios will likely yield reduced test suites that might not contain the failing test cases.

As an example, Figure 3.e shows that executing the 27 test suites of *Time* on their respective defective versions involved: 1) 76 failures; 2) 1,468 strong *CC* tests; 3) 970 weak *CC* tests; 4) 676 true passing tests that are relevant the defect; and 5) 103,209 true passing tests that might or might not be relevant to the defect. Figure 3.e also shows that there are 19 times more strong *CC* tests than failures, and 13 times more weak *CC* tests than failures.

For each of the five libraries, the number of combined weak and strong *CC* tests was considerably larger than the number of failures. In the case of *Time* and *Chart*, there were more strong *CC* tests than weak *CC* tests, which is somewhat unexpected. Considering all five libraries combined, Figure 3.f shows the test cases breakdown as follows: 1) 580 failures; 2) 4,187 strong *CC* tests; 3) 4,821 weak *CC* tests; 4) 4,326 true passing tests that belonged to $T_{bug}(v)$; and 5) 563,314 true passing tests that belonged to $T(v)$. The following statistics provide a sensible summary of Figure 3.f:

| | |
|--------------------------------------|--------|
| $\sum strongCC(v) /\sum Fail(v) $ | = 7.2 |
| $\sum weakCC(v) /\sum Fail(v) $ | = 8.3 |
| $\sum strongCC(v) /\sum T_{bug}(v) $ | = 30% |
| $\sum weakCC(v) /\sum T_{bug}(v) $ | = 34% |
| $\sum strongCC(v) /\sum T(v) $ | = 0.7% |
| $\sum weakCC(v) /\sum T(v) $ | = 0.8% |

The ratios $\sum|strongCC(v)|/\sum|T(v)|$ and $\sum|weakCC(v)|/\sum|T(v)|$ seem relatively low; this is explained by the fact that the absolute majority of unit test cases do not invoke the functions containing the defects. On the other hand, the values exhibited by $\sum|strongCC(v)|/\sum|T_{bug}(v)|$ and $\sum|weakCC(v)|/\sum|T_{bug}(v)|$ are significant, which suggests that *CC* is prevalent amongst unit test cases that do invoke the functions containing the defects. Finally, as mentioned earlier, we believe that the metrics $\sum|strongCC(v)|/\sum|Fail(v)|$ and $\sum|weakCC(v)|/\sum|Fail(v)|$ are most relevant to predicting the negative impact of *CC*; and their values happened to be very significant. Therefore, our answer to **RQ1** is:

**“No, Unit Testing is not immune to
Coincidental Correctness.”**

| | v9 | v11 | v15 | v16 | v27 | v41 | v47 | v52 | v53 | v59 | v63 | v69 | v91 |
|------------------------------|-----|-----|------|------|------|-----|------|------|------|------|------|------|------|
| <i>checker_{op1}</i> | 944 | 988 | 1000 | 1000 | 1000 | 891 | 1000 | 1000 | 1000 | 1000 | 1000 | 1000 | 1000 |
| <i>CC_{op1}</i> | 56 | 12 | 0 | 0 | 0 | 9 | 0 | 0 | 0 | 0 | 0 | 0 | 0 |
| <i>checker_{op2}</i> | 877 | 909 | 1000 | 808 | 1000 | 891 | 1000 | 1000 | 404 | 1000 | 1000 | 605 | 1000 |
| <i>CC_{op2}</i> | 67 | 79 | 0 | 192 | 0 | 0 | 0 | 0 | 596 | 0 | 0 | 395 | 0 |
| <i>checker_{op3}</i> | 797 | 869 | 1000 | 642 | 1000 | 891 | 790 | 1000 | 158 | 1000 | 1000 | 367 | 1000 |
| <i>CC_{op3}</i> | 80 | 40 | 0 | 166 | 0 | 0 | 210 | 0 | 246 | 0 | 0 | 238 | 0 |

Table 3 – Presence of *strong CC* in integration testing.

3.2 CC and Integration Testing

Integration testing aims at testing combinations of two or more units or modules. The preliminary experiment presented in this section considers a number of buggy units such that each might induce a number of *CC* unit tests. Each buggy unit is integrated with other non-buggy units in order to explore whether or not such integration yields an increase in the number of *CC* tests. In other words, here we aim at assessing whether *CC* is more prevalent in integration testing than in unit testing. Our experiment involved the following steps:

- 1) We selected 13 defective versions from the *Math* library in *Defects4J*, namely, v9, v11, v15, v16, v27, v41, v47, v52, v53, v59, v63, v69, and v91. A version is selected if its associated defect can be exercised when executing code that implements a simple matrix operation such as (M1 op₁ M2), where M1 and M2 are matrices, and op₁ is an operation directly involving the defect. The expression (M1 op₁ M2) involves a unit operation, thus we will refer to it as unit expression.
- 2) In order to determine whether a given unit expression (M1 op₁ M2) failed or not, a test oracle that compares the resulting matrix of the buggy version to that of the fixed versions is placed immediately following the code that implements op₁. We will refer to this oracle as *checker_{op1}*.
- 3) For each defect, the unit expression (M1 op₁ M2) is integrated with two other operations to form a larger expression (((M1 op₁ M2) op₂ M3) op₃ M4). Here, op₂ and op₃ represent one of the following 5 matrix operations: *addition, subtraction, multiplication, element-wise division, and element-wise multiplication*. Similar to what is done for the unit expression, one test oracle that compares the outcome of the buggy version to that of the fixed version is placed immediately following op₂ and another following op₃. We will refer to these oracles as *checker_{op2}* and *checker_{op3}*, respectively.
- 4) For each defect, a test suite of size 1000 is (randomly) created by: a) randomly generating M1, M2, M3, M4 such that their elements ranged from -10.0 to +10.0 and their sizes ranged from 1 and 5; and b) randomly picking op₂ and op₃ out of the five operations listed above.

Rows 2, 4, and 6 of Table 3 show the number of test cases that triggered $checker_{op1}$, $checker_{op2}$, and $checker_{op3}$, respectively. Test cases that did not trigger $checker_{op1}$ are deemed to be *CC* tests in the context of unit testing, and those that did not trigger $checker_{op2}$ and $checker_{op3}$ are *CC* tests in the context of integration testing. Clearly, for each defect, there are: 1) less or equal test cases that triggered $checker_{op2}$ than those triggering $checker_{op1}$; and 2) less or equal test cases that triggered $checker_{op3}$ than those triggering $checker_{op2}$. This trend suggests that integrating more operations will likely cause more infections to be *nullified*, thus yielding more *CC* test cases. Pertinently, row 3 shows the number of *CC* unit tests that are due to op_1 , row 5 shows the number of *CC* integration test cases that are due to op_2 , and row 7 shows the number of those due to op_3 . In summary, considering all 13 versions and associated tests suites: 1) op_1 resulted in 0.6% *CC* unit tests; 2) op_2 resulted in an additional 10.4% *CC* integration tests; and 3) op_3 resulted in an additional 7.6% *CC* tests, which could also be categorized as integration tests.

Based on the *limited* experiment above, the answer to **RQ2** is:

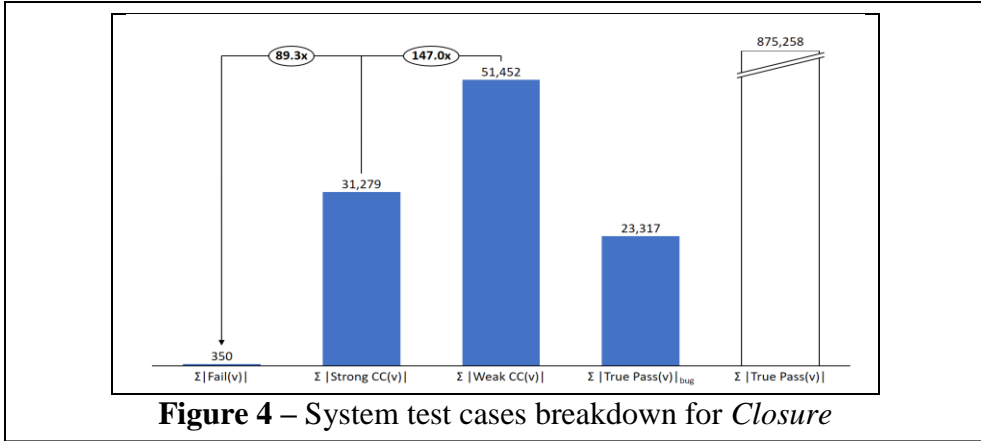
“Yes, *CC* is more likely to be prevalent in Integration Testing than in Unit Testing.”

3.2 CC and System Testing

The *Defects4J* benchmark provides a *JUnit* test suite for each of the 133 versions of the *Closure* compiler. As mentioned earlier, these test cases are better classified as system tests since each entails testing the *Closure* application end-to-end. Specifically, each test case takes in a JavaScript program as input, and outputs an optimized version of it. In order to assess the presence of *CC* in the *Closure* system test suites, we followed the same steps described in Section 3.1. The test cases breakdown is shown in Figure 4, which are summarized as follows:

| | |
|--|--------|
| $\sum strongCC(v) / \sum Fail(v) $ | = 89 |
| $\sum weakCC(v) / \sum Fail(v) $ | = 147 |
| $\sum strongCC(v) / \sum T_{bug}(v) $ | = 29% |
| $\sum weakCC(v) / \sum T_{bug}(v) $ | = 48% |
| $\sum strongCC(v) / \sum T(v) $ | = 3.3% |
| $\sum weakCC(v) / \sum T(v) $ | = 5.4% |

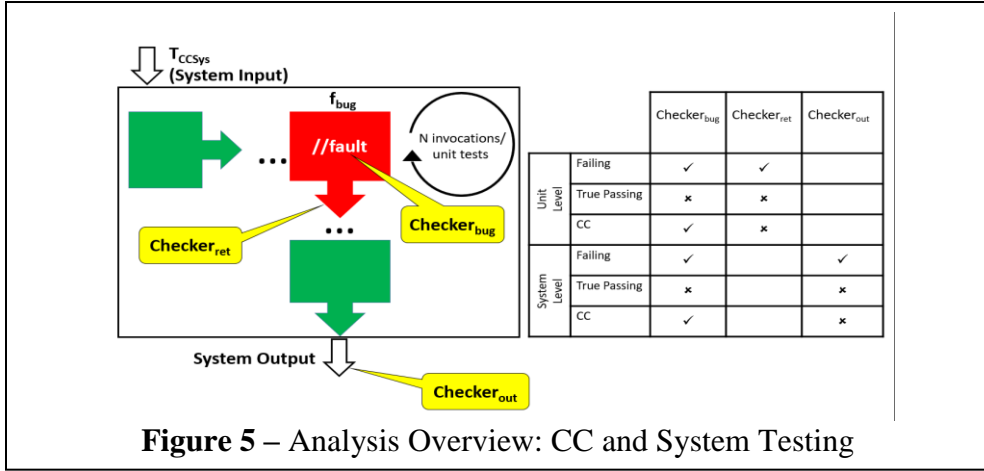
With the exception of the value for $\sum |strongCC(v)| / \sum |T_{bug}(v)|$, the above numbers are considerably higher than the ones reported in Section 3.1 (in relation to Figure 3.f). This suggests that, based on analyzing *Closure*, *CC* is more prevalent in system testing than in unit testing.



For the remainder of this section, our focus will solely be on *strong CC*. For a more accurate comparison of the presence of *CC* in unit test suites to that in system test suites, it is more appropriate to perform the comparison using the same bugs, programs, and test suites. With that in mind, we considered subject programs with existing system test suites that potentially include *CC* tests, namely, *NanoXML releases r1, r3, and r5*, and the *JTidy HTML syntax checker and pretty printer release 3* (subject programs that we used in previous work [43][44][45][47]). Given a *CC* system test case, our aim is to determine whether or not an infection was nullified within the activation scope of the function that caused the infection. We initially considered 16 single defect versions from *NanoXML* and 5 single defect versions from *JTidy*, but ended up discarding 7 *NanoXML* versions and 2 *JTidy* versions as they did not involve any *CC* tests. This left us with 4 versions from *NanoXML r1*, 5 versions from *NanoXML r5*, 3 versions from *JTidy*, and none from *NanoXML r3*. For the scope of this study, we believe that these numbers are adequate; in future work, we will target more versions and possibly complete benchmarks.

An overview of our analysis is shown in Figure 5. For each version, we specified three checkers: 1) *checker_{bug}*: inserted right after the defect; 2) *checker_{ret}*: inserted right before the return statement(s) of the function; and 3) *checker_{out}*: inserted at the program output to determine whether a test passed or failed. A passing test that triggers *checker_{bug}* but not *checker_{ret}* is deemed to be a *CC* test in the context of unit testing; since the infection was nullified *within* the execution of the function (i.e., unit) that contained the defect. A passing test that triggers both *checker_{bug}* and *checker_{ret}* is deemed to be a *CC* test in the context of system testing; since the infection was nullified *following* the execution of the function (i.e., unit) that contained the defect.

checker_{bug} is inferred by comparing the buggy code to the fixed code, similar to the programmatic approach described in Section 3.1. *checker_{out}* is based on a comparison of the output of the buggy version to that of the fixed version. *checker_{ret}* is based on a comparison of the *partial program state* induced by the buggy function to that induced by the fixed function; a difference in states



suggests that the infection has not been nullified when the buggy function returns. In our study, the *partial program state* induced by a buggy function f_{bug} is represented by the *last* values assigned to variables between the time when f_{bug} is entered and the time when it returns, regardless of whether or not the corresponding definition statements were located within f_{bug} . In addition, in case of a value-returning function, the return value is considered as part of the state. We opted to consider only the last assigned values since they collectively represent a snapshot of the state due to f_{bug} that reaches the return statement. The above approach is similarly applied to the fixed function f_{fixed} .

A predominant behavior that we observed in our study is that the execution of a CC system test case t_{CCSys} results in f_{bug} getting invoked more than once, and $checker_{bug}$ getting triggered in some invocations but not in others. This behavior could be viewed as if a single t_{CCSys} induced N unit tests, with the unit being f_{bug} . Each of the N unit tests could be classified as: a) *failing*: if both $checker_{bug}$ and $checker_{ret}$ were triggered; b) *true passing*: if neither $checker_{bug}$ nor $checker_{ret}$ were triggered; or c) *CC*: if $checker_{bug}$ was triggered but $checker_{ret}$ was not. We also recognize the following three categories of a given CC system test case t_{CCSys} :

- 1) **IN: t_{CCSys} induced N unit tests that were only CC or true passing.** In this scenario, one could strongly assert that each infection was nullified within the same activation scope of f_{bug} that caused it. The pervasiveness of this scenario suggests that *strong CC* is more prevalent in unit testing than in system testing.
- 2) **OUT: t_{CCSys} induced N unit tests that were only failing or true passing.** Here, one could strongly assert that each infection was nullified outside the activation scope of f_{bug} that caused it. The pervasiveness of this scenario suggests that *strong CC* is more prevalent in system testing than in unit testing.
- 3) **IN-OUT: t_{CCSys} induced N unit tests that were CC, failing, or true passing.** The pervasiveness of this scenario suggests two conflicting answers to RQ3 as some infections are nullified within and others outside the

activation scope of f_{bug} that caused them. For this reason, we will consider this scenario to be neutral in regard to RQ3.

In order to enable $checker_{ret}$, we built a profiler (3.1K LOC) based on the ASM Java bytecode manipulation and analysis framework (asm.ow2.org). The profiler records the values last assigned at return statements and definition statements involving: local variables, static variables, and instance field variables. While profiling a subject program, the profiler allows the user to start and stop the recording process, and to save the recorded states externally to a file. In our experiments, we manually injected calls to the profiler in f_{bug} and f_{fixed} requesting to start recording (at function entry), to stop recording (at function exits), and to externally save the collected states (also at function exits). This results in N state files being created, one for each unit test. Therefore, each t_{CCSys} will have two corresponding sets of state files, one set due to the N invocations of f_{bug} and another set due to f_{fixed} . Note that in our experiments both f_{bug} and f_{fixed} were always invoked the same number of times; i.e., N times. The state files are then compared in pairs in order to determine the breakdown of the N unit tests. For example, the unit test corresponding to the i^{th} invocation of f_{bug} is deemed *failing* if $checker_{bug}$ was triggered, and a mismatch is detected between the state file generated by the i^{th} invocation of f_{bug} and that generated by the i^{th} invocation of f_{fixed} . One complicating factor that we (successfully) tackled when comparing state files relates to the fact that the same definition statements in f_{bug} and f_{fixed} might differ in terms of positioning; this was the case in two of the versions we studied, namely, v_3 of *JTidy* and v_1 of *NanoXML r1*. Also, given the current capabilities of our profiler, our present $checker_{ret}$ does not support defective functions that are recursive. Due to this shortcoming, we had to discard one version from *JTidy*, one from *NanoXML r1*, and one from *NanoXML r5*. As a result, our study was conducted using 3 versions from *NanoXML r1*, 4 versions from *NanoXML r5*, and 2 versions from *JTidy*.

The online supplement [65] provides the Java code for f_{bug} and f_{fixed} for each version, and for each t_{CCSys} within each version it provides: a) the number of invocations of f_{bug} (i.e., N); b) the outcome of $checker_{bug}$ and $checker_{ret}$ for each of the N invocations of f_{bug} ; c) the state files for each of the N invocations of f_{bug} and those for f_{fixed} . Note that this paper only provides a very brief description of our profiler, which does not reflect its complexity. In future work, we intend to

| | <i>JTidy</i> | | <i>NanoXML r1</i> | | | <i>NanoXML r5</i> | | | |
|---------------------------|--------------|-------|-------------------|-------|-------|-------------------|-------|-------|-------|
| | v_2 | v_3 | v_1 | v_2 | v_3 | v_1 | v_2 | v_5 | v_6 |
| $ T_{CCSys} $ | 8 | 15 | 31 | 22 | 36 | 176 | 57 | 70 | 49 |
| Avg N | 17.8 | 353.8 | 1 | 2.9 | 5 | 2 | 1.9 | 8.4 | 9.6 |
| $ T_{CCSys-IN} $ | 0 | 0 | 0 | 0 | 0 | 0 | 0 | 0 | 0 |
| $ T_{CCSys-OUT} $ | 8 | 15 | 31 | 22 | 36 | 176 | 57 | 70 | 49 |
| $ T_{CCSys-IN-OUT} $ | 0 | 0 | 0 | 0 | 0 | 0 | 0 | 0 | 0 |

Table 4 – Categorization of the CC system tests

elaborate on its design, implementation, and usage to solve other problems.

The test suite for *JTidy* comprises 1000 tests (XML/HTML files), and the sizes of the test suites for the *NanoXML* releases are 214 for *r1*, 210 for *r3*, and 180 for *r5* [22]. Table 4 summarizes our results. For each version it shows $|T_{CCSys}|$, the total number of *CC* system tests; the average number of invocations of f_{bug} ; and the numbers of t_{CCSys} tests that belong to the *IN*, *OUT*, and *IN-OUT* categories, respectively. Note how the average value of N was greater than or equal to 2 in all except of two versions. More importantly, it is clear from Table 4 that category *OUT* is universal; i.e., for each version, 100% of the tests in T_{CCSys} belonged to $T_{CCSys-OUT}$, and none belonged to $T_{CCSys-IN-OUT}$ and $T_{CCSys-IN}$. Note that if $checker_{ret}$ was not highly sensitive (or accurate), an undetected difference in states will result in a t_{CCSys} getting erroneously categorized under *IN* or *IN-OUT* instead of *OUT*. However, given that *IN* and *IN-OUT* are logically viable categories, we intend to conduct larger studies to demonstrate that fact.

Based on the results for *Closure* shown in Figure 4 and the results shown in Table 4, the answer to **RQ3** is:

“Yes, *CC* is more likely to be prevalent in System Testing than in Unit Testing.”

4. PROPAGATION PATH ANALYSIS

Strong CC is due to the $Propagation_{cond}$ not being satisfied. In Section 2.3 we attempted to understand this phenomenon by pointing out some simple programming scenarios that might cause it. This section sheds more light on the issue by empirically quantifying the execution frequency of program statements that are likely to nullify the propagation of an infectious state. This analysis, which was restricted to the six *Defecst4J* libraries, required us to build a profiler in order to collect the relevant data. The profiler, which targets the Java platform, was also built based on the ASM framework and comprises *1.1K LOC*.

Our analysis was carried out as follows:

- 1) Once the $Infection_{cond}$ is satisfied, i.e., when a *strong checker* is triggered (right after the fault is reached), the profiler is initiated to start collecting the execution frequency of the following entities until the output is reached: a) all statements; b) conditional statements; c) modulo statements; d) multiplication statements; e) division statements; and f) invocation statements.
- 2) For each entity, two counters are updated, one that tracks its unique occurrences and another that tracks all its occurrences.
- 3) The collected profiles are categorized as belonging to failing tests or to *strong CC* tests.

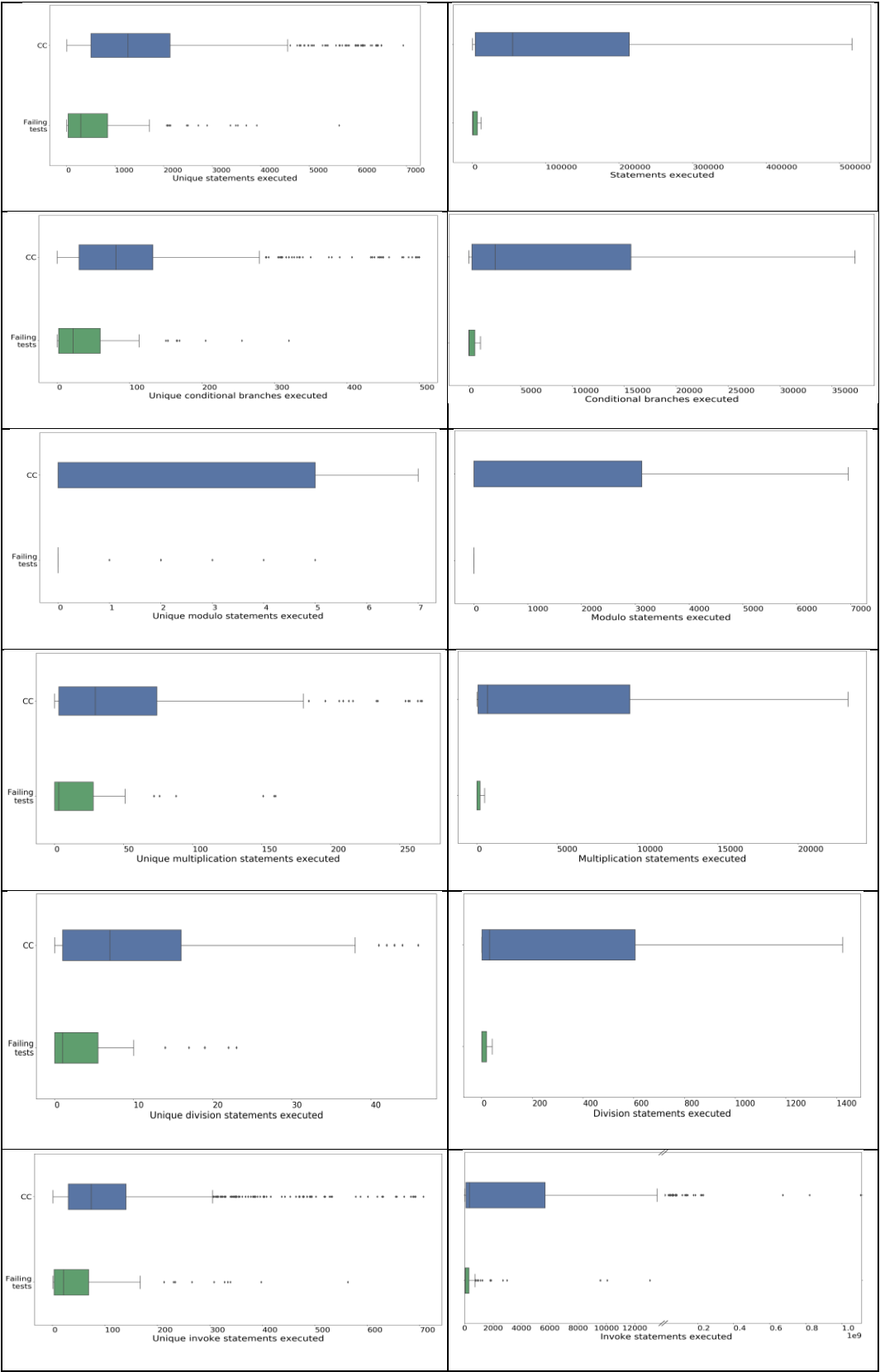


Figure 6 – Propagation analysis for *Math*

Figure 6 shows the resulting boxplots for the *Math* library; the plots for the remaining libraries could be found in *Appendix-A*. In the figures, the upper whisker is bounded by $(Q3 + 1.5 \times IQR)$ and the lower whisker is bounded by $(Q1 - 1.5 \times IQR)$, where the interquartile range $IQR = Q3 - Q1$. Outliers are shown as individual points that fall outside the range confined by the upper and lower whiskers.

Each boxplot in Figure 6 shows the data collected as a result of executing the test suites associated with the 106 defective versions in *Math*. Specifically, there are 721 data points associated with the *strong CC* tests, and 173 data points associated with the failing tests (see Figure 3.c). Compared to the failing tests, the propagation paths induced by the *CC* tests in *Math* were considerably longer (on average) as they executed more conditional, modulo, multiplication, division, and invocation statements. It is worth noting that the differential is mostly apparent in the case of modulo statements. This overall trend is also exhibited by the other libraries but to varying levels, as shown in the plots shown in *Appendix-A*. Specifically, the trend is very strong in *Math*, *Chart*, *Mockito*, and *Lang*, but weak in *Closure* and *Time*.

The above findings are not surprising as a longer propagation path is more likely to encounter statements that can cause information loss, such as modulo and conditional statements. Also, these results corroborate our findings in Section 3, i.e., *strong CC* is more likely to be prevalent in integration testing and system testing than in unit testing.

5. THREATS TO VALIDITY

A major threat to the external validity of our study (especially in regard to RQ2 and RQ3) is the fact that it involved a limited number of subject programs associated with test suites and oracles that are not guaranteed to be free of flaws. To address this issue, further empirical studies are needed which involve a variety of other subject programs from different domains and environments.

We recognize the following threats to the internal validity of our approach:

- 1) For each bug, we implemented a *strong checker* in order to detect when the *Infection_{cond}* is satisfied. Such critical checkers might not always be appropriately implemented especially in cases when the bug is due to deleted code or missing conditionals.
- 2) In our study we aimed at assessing and comparing the presence of *CC* in unit testing, integration testing, and system testing. However, there are situations when we might have misclassified test cases and tagged them as belonging to the wrong testing level. For example, we initially classified the provided *Closure* test cases as unit tests since they are implemented within the *JUnit* framework, but in reality they are better classified as system tests [20][28].
- 3) In this work we adopted the *RIP/PIE* model and left the *RIPR* model for future work. That is, in our study we assumed that if the test oracle at the output is not violated then the infection did not reach the output. This is clearly

a sensible assumption, however, it might be insightful to learn whether or not the state of the program is partially infected at the output, regardless of whether the output is correct or not (the output would be correct if it derives from the uninfected part of the partially infected program state). Adopting the *RIPR* model will require us to differentiate between two additional scenarios: a) the test case passes while the *Infection_{cond}* is satisfied and the program state at the output is partially infected; and b) the test case passes while the *Infection_{cond}* is satisfied and the program state at the output is not infected at all. For the purpose of this paper, differentiating between these two scenarios is not critical since, in both scenarios, the test case is deemed to be a *strong CC* test that needs to be discarded in order to refine the *Defects4J* benchmark (a major aim of this work).

The checkers and oracles used in our experiments varied considerably as they were based on the following differing approaches: a) assertions placed at the output of unit tests (provided by *Defects4J*); b) conditional checks/specifications manually placed right after the defects; c) comparisons of program outputs; and d) comparisons of partial states of programs. One might argue that a single uniform approach should have been used throughout, for example, either a specification based approach or an approach based on comparing program states. However, writing accurate specifications that verify the correctness of functions might not be feasible especially for functions with considerable global side effects. On the other hand, accurately capturing and comparing complete program states is a very difficult endeavor. In fact, to our knowledge, all existing techniques for tracking and capturing program states adopt major approximation measures [30][62][63][64], which diminishes their accuracy.

6. RELATED WORK

The term coincidental *correctness* was first used by Timothy A. Budd in his PhD dissertation to refer to “mutations that produce the correct answer even though they are not correct” [12].

In the work presented in [42], which is based on [27], the authors described *CC* as a problem that occurs whenever the weak mutation hypothesis (*WMH*) is not holding. *WMH* states that whenever a fault was executed and its effect is detectable at the fault location then the output will be affected. The work was primarily an empirical study to identify how often *WMH* holds.

Laski *et al* [33] studied coincidental correctness while referring to it as *error masking*. They mutated the internal program state then checked whether or not the program produced the correct output. Their approach assesses the quality of a test suite and the presence of *CC* within.

Forgacs and Bertolino [23] introduced the notion of *untested statements*, i.e., statements that failed to exhibit any influence on the output via dynamic dependence. They attributed this phenomenon to coincidental correctness.

Ball *et al* [6] presented a fault localization technique that uses Model Checking to contrast the counterexamples (failing traces) to traces that conform to the property (passing traces), and reports the differences as fault localization aids to the developer. When evaluating their technique on 15 faults, they attributed its inability to locate 3 of the faults to coincidental correctness.

Hierons [26] recognized the negative effect of *CC* when augmenting Partition Analysis with Boundary Value Analysis. He also showed how Boundary Value Analysis can be enhanced in order to reduce the likelihood of *CC* even in an environment that involves non-determinism and floating point numbers.

Baudry *et al* [9] defined a dynamic basic block (DBB) as a set of statements that is covered by the same test cases. They empirically observed that test suites containing more DBB's resulted in improved CBFL. They also observed that the actual faulty DBB's were not always ranked as the most suspicious, which they attributed to *CC*.

Wang *et al* [56] introduced the notion of *context pattern*, which describes the data and control flow patterns that correlate with failure. Each context pattern is unique to a given fault type, e.g., missing function calls, missing assignments, and wrong logic or relational operators. In order to help mitigate the impact of *CC* on CBFL, they leveraged context patterns to refine code coverage to strengthen the correlation between program failures and the coverage of faulty statements. Their work also included experimental results that showed that *CC* is a common problem and harmful for CBFL.

Several researchers have leveraged cluster analysis to identify *CC* test cases in order to improve CBFL or for other purposes. Masri and Abou Assi [43][44] segregated test cases into two clusters based on their execution profiles; a passing test was deemed as *CC* if it fell within the cluster that contained most of the failing tests. They also presented a second technique in which only passing tests are partitioned into two clusters, conjecturing that the *CC* test cases will be grouped within the same cluster. The first technique presented in [44] was extended by several researchers: Miao *et al* [48] used several clusters as opposed to only two; Yang *et al* [45] assigned program elements suspiciousness weights to improve clustering; Li and Liu [35] used an adaptive sampling strategy to improve *CC* identification; and Li and Mao [36] conducted experiments to help further validate it. Li *et al* [37] identified an initial set of *CC* tests based on their similarity with failures; then identified additional *CC* tests by using the initial set to train a *k-Nearest Neighbor* algorithm.

Masri *et al* [46] presented an interactive multivariate visualization based technique and tool that enables the user to identify *CC* tests. Similar to the work in [43][44], the approach conjectures that the execution profiles of *CC* tests are similar to those of failing tests.

Similar to the first technique presented in [44], Bandyopadhyay and Ghosh [7][8] also considered any passing test that is similar to failing tests as *CC*. More

importantly, they proposed an iterative approach that leverages user feedback to improve the detection of *CC* tests and consequently CBFL.

Clark and Hierons [19] leveraged information theory to study *strong coincidental correctness*, which they termed *fault masking*. They derived an information theoretic measure, termed *squeeziness*, which quantifies the likelihood of a function f to nullify the propagation of an infectious state. The *squeeziness* of function $f: I \rightarrow O$ is $S_q(f) = H(I) - H(O)$, which is the loss of information after applying f to I . Their proposed measure somewhat relates to mutual information and the measure presented in [47] for quantifying the amount of information flowing between two variables connected by a dynamic dependence chain. Clark and Hierons [19] also demonstrated that there is a strong statistical correlation between *squeeziness* and fault masking, whereas the correlation between DRR and fault masking was not as strong.

Androutsopoulos *et al* [4] provided a more thorough information theoretic analysis of *strong CC*, which they termed *Failed Error Propagation* or *FEP*. They devised five metrics that aim at predicting the occurrence of *strong CC*, of which two showed a high predictive power. The results of the experiments they conducted corroborated our results and those presented by Masri *et al* [45], as 10% of the 7,140,000 involved test cases were *strong CC* tests.

In a position paper, Clark *et al* [18] proposed information theory as the basis for solving several software engineering problems including the mitigation of coincidental correctness to increase the testability of programs.

In a Doctoral Symposium paper, Jahangirova [28] conjectured that it is beneficial to place oracles internally to a method as opposed to externally as this will decrease the likelihood of *strong CC* (or *FEP*). Jahangirova's aim is to study where to best place the oracles so as to maximize their overall fault detection ability. The placements to be explored are: a) externally, outside the method under test; b) at the return points of methods; and c) internal to the method. The plan is to use the defects in *Defects4J*'s while discarding the provided test suites that will be replaced by tests generated by EvoSuite [24], in order to better cover the faulty statements. The test oracles provided in *Defects4J* will also be discarded; instead, correctness will be determined by comparing the correct programs' states to the incorrect programs' states. Our respective goals overlap in that we both need to measure the presence of *CC*; however, the approach of how it is done and the purpose of why it is done are very different. Jahangirova aims at determining where to best place test oracles, and we aim at: a) refining the *Defects4J* benchmark by identifying the *CC* tests within to be discarded if need be; and b) comparing the prevalence of *CC* at the unit, integration, and system testing levels.

7. CONCLUSIONS AND FUTURE WORK

The experiments we presented in this paper showed that unit testing is not immune to coincidental correctness; however, they also showed that it is less prone to *CC* than integration testing and system testing. These results are not

overly surprising but somewhat disappointing since they suggest that the negative impact of *CC* also holds at the unit testing level. A benefit that our work provides to researchers using the *Defects4J* benchmark is the ability to factor out the effect of coincidental correctness during their analyses, which will allow for more accurate evaluations of new reliability enhancing techniques.

The main task that we intend to address in future work is to adopt the *RIPR* model. This entails, among other tasks, devising fine grained oracles near the output(s) of subject programs in order to determine whether the final state of a given program is infectious or not.

REFERENCES

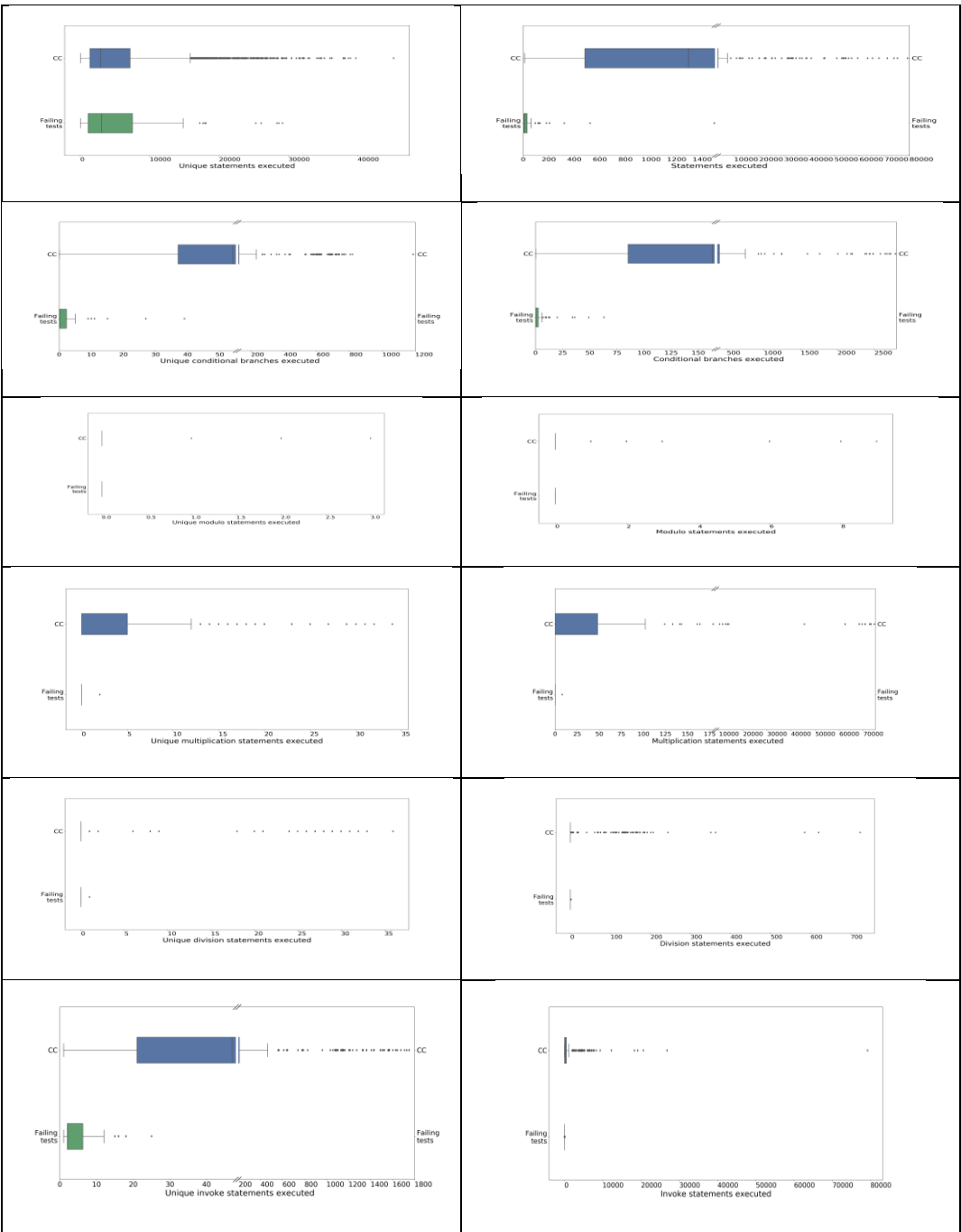
- [1] Abreu R., Zoetewij P., Golsteijn R., and Van Gemund A. J. C. 2009.b. A practical evaluation of spectrum-based fault localization. *Journal of Systems and Software* 82(11): 1780-1792 (2009)
- [2] Ammann P. and Offutt J. *Introduction to Software Testing*. Cambridge University Press, 2008.
- [3] Ammann P. and Offutt J. *Introduction to Software Testing*. Cambridge University Press, 2nd edition, 2016.
- [4] Kelly Androustopoulos, David Clark, Haitao Dan, Robert M. Hierons, Mark Harman. An analysis of the relationship between conditional entropy and failed error propagation in software testing. *ICSE 2014*: 573-583
- [5] George K. Baah, Andy Podgurski, Mary Jean Harrold: Mitigating the confounding effects of program dependences for effective fault localization. *SIGSOFT FSE 2011*: 146-156.
- [6] Thomas Ball, Mayur Naik, Sriram K. Rajamani. From symptom to cause: localizing errors in counterexample traces. *POPL 2003*: 97-105.
- [7] Aritra Bandyopadhyay. Mitigating the Effect of Coincidental Correctness in Spectrum Based Fault Localization. *ICST 2012*: 479-482.
- [8] Aritra Bandyopadhyay, Sudipto Ghosh. Tester Feedback Driven Fault Localization. *ICST 2012*: 41-50.
- [9] B. Baudry, F. Fleurey, and Y. Le Traon, Improving test suites for efficient fault localization, In *Proc. of ICSE'06*, pages 82- 91, May, 2006.
- [10] Beck, K. (1999). *Extreme Programming Explained: Embrace Change*. Addison-Wesley. ISBN 978-0-321-27865-4.
- [11] Beck, K. *Test-Driven Development by Example*, Addison Wesley - Vaseem, 2003.
- [12] Timothy Alan Budd. 1980. *Mutation Analysis of Program Test Data*. Ph.D. Dissertation. Yale University, New Haven, CT, USA. AAI8025191.
- [13] Chen M. Y., Kiciman E., Fratkin E., Fox A., and Brewer B. 2002. Pinpoint: Problem determination in large, dynamic internet services. In *Proceedings of the 2002 International Conference on Dependable Systems and Networks*, pages 595–604, Washington, DC, USA, 2002. IEEE Computer Society.
- [14] T. Chen and M. Lau, “A new heuristic for test suite reduction,” *Information and Software Technology*, vol. 40, no. 5, pp. 347–354, 1998.
- [15] Chen, Lianping (2015). "Continuous Delivery: Huge Benefits, but Challenges Too". *IEEE Software*. 32 (2): 50.
- [16] Jie Chen, Qian Li, Jianhua Zhao, and Xuandong Li. Test adequacy criterion based on coincidental correctness probability. *Journal of Frontiers of Computer Science And Technology*, 5(7):602–612, 2011.
- [17] V. Chvatal. 1979. A Greedy Heuristic for the Set-Covering Problem. *Math. Oper. Res.* 4, 3 (Aug. 1979), 233–235.
- [18] David Clark, Robert Feldt, Simon M. Poulding, Shin Yoo. Information Transformation: An Underpinning Theory for Software Engineering. *ICSE (2) 2015*: 599-602.
- [19] David Clark, Robert M. Hierons. Squeeziness: An information theoretic measure for avoiding fault masking. *Inf. Process. Lett.* 112(8-9): 335-340 (2012).
- [20] The 57th CREST Open Workshop - Information Theory and Software Testing. <http://crest.cs.ucl.ac.uk/cow/57/>

- [21] Dallmeier V., Lindig C., and Zeller A. 2005.b. Lightweight defect localization for Java. In A. P. Black, editor, ECOOP 2005: 19th European Conference, Glasgow, UK, July 25–29, 2005. Proceedings, volume 3568 of LNCS, pages 528–550. Springer-Verlag.
- [22] Do H., Elbaum S., and Rothermel G. 2005. Supporting Controlled Experimentation with Testing Techniques: An Infrastructure and its Potential Impact. *Empirical Software Engineering: An International Journal*, Volume 10, No. 4, pages 405-435, 2005.
- [23] István Forgács, Antonia Bertolino. Preventing untestedness in data-flow based testing. *Softw. Test., Verif. Reliab.* 12(1): 29-58 (2002).
- [24] G. Fraser and A. Arcuri. EvoSuite: automatic test suite generation for object oriented software. In 8th European Software Engineering Conference and the ACM SIGSOFT Symposium on the Foundations of Software Engineering (ESEC/FSE 11), pages 416–419. ACM, September 5th - 9th 2011.
- [25] Xinrui Guo, Min Zhou, Xiaoyu Song, Ming Gu, Jianguang Sun. First, Debug the Test Oracle. *IEEE Trans. Software Eng.* 41(10): 986-1000 (2015)
- [26] Hierons R. M. 2006. Avoiding coincidental correctness in boundary value analysis. *ACM Transactions on Software Engineering and Methodology*. Volume 15, Issue 3 (July 2006). Pages: 227 - 241.
- [27] Howden W. E. 1982. Weak Mutation Testing and Completeness of Test Sets. *IEEE Trans. Softw. Eng.* 8, 4 (Jul. 1982), 371-379.
- [28] Gunel Jahangirova. Oracle problem in software testing. *ISSTA 2017 Doctoral Symposium*: 444-447.
- [29] Gunel Jahangirova, David Clark, Mark Harman, Paolo Tonella. Test oracle assessment and improvement. *ISSTA 2016*: 247-258.
- [30] Hojun Jaygarl, Sunghun Kim, Tao Xie, Carl K. Chang. OCAT: object capture-based automated testing. *ISSTA 2010*: 159-170.
- [31] Jones J., Harrold M. J., and Stasko J. 2001. Visualization of Test Information to Assist Fault Localization. In *Proceedings of the 24th International Conference on Software Engineering*, pp. 467-477, May 2001.
- [32] René Just, Darioush Jalali, Michael D. Ernst. Defects4J: a database of existing faults to enable controlled testing studies for Java programs. *ISSTA 2014*: 437-440.
- [33] J. W. Laski, W. Szermer, and P. Luczycki. Error masking in computer programs. *Software Testing, Verification and Reliability*, 1995.
- [34] David Leon, Andy Podgurski. A Comparison of Coverage-Based and Distribution-Based Techniques for Filtering and Prioritizing Test Cases. *ISSRE 2003*: 442-456.
- [35] Y. Li and C. Liu, “Identifying Coincidental Correctness in Fault Localization via Cluster Analysis,” *J. Softw. Eng.*, vol. 8, no. 4, pp. 328–344, 2014.
- [36] Weishi Li, Xiaoguang Mao. Alleviating the Impact of Coincidental Correctness on the Effectiveness of SFL by Clustering Test Cases. *TASE 2014*: 66-69.
- [37] Zheng Li, Meiyang Li, Yong Liu, Jingyao Geng. Identify Coincidental Correct Test Cases Based on Fuzzy Classification. *SATE 2016*: 72-77
- [38] Liblit B., Aiken A., Zheng A., and Jordan M. 2003. Bug Isolation via Remote Program Sampling. *Proc. ACM SIGPLAN 2003 Int’l Conf. Programming Language Design and Implementation (PLDI ’03)*, pp. 141-154, 2003.
- [39] Liblit B., Naik M., Zheng A., Aiken A., and Jordan M. 2005. Scalable Statistical Bug Isolation. *Proc. ACM SIGPLAN 2005 Int’l Conf. Programming Language Design and Implementation (PLDI ’05)*, pp. 15-26, 2005.
- [40] Jun-Wei Lin, Reyhaneh Jabbarvand, Joshua Garcia, and Sam Malek. Nemo: Multi-Criteria Test-Suite Minimization with Integer Nonlinear Programming. *International Conference of Software Engineering (ICSE 2018)*, Gothenburg, Sweden, May 2018.
- [41] Liu C., Yan X., Fei L., Han J., and Midkiff S. P. 2005. SOBER: statistical model-based bug localization. *ESEC/SIGSOFT FSE 2005*: 286-295
- [42] Marick B. 1991. The Weak Mutation Hypothesis, In *Proc. of ISSTA’91*, Page 190-199, Oct., 1991.
- [43] Wes Masri, Rawad Abou Assi. Cleansing Test Suites from Coincidental Correctness to Enhance Fault-Localization. *ICST 2010*: 165-174.
- [44] Wes Masri, Rawad Abou Assi. Prevalence of coincidental correctness and mitigation of its impact on fault localization. *ACM Trans. Softw. Eng. Methodol.* 23(1): 8:1-8:28 (2014).

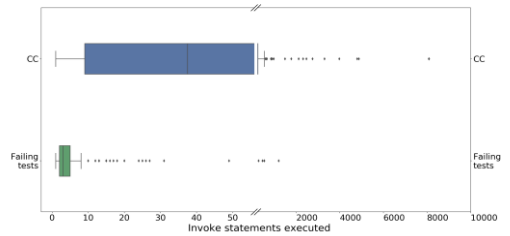
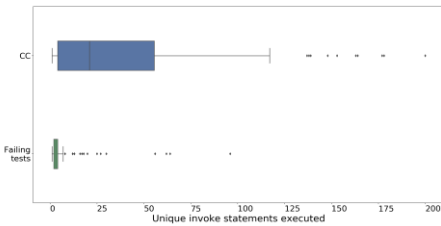
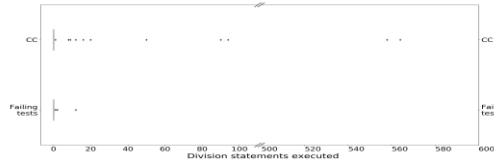
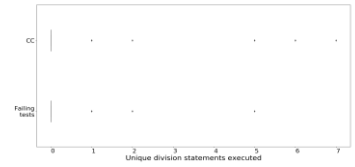
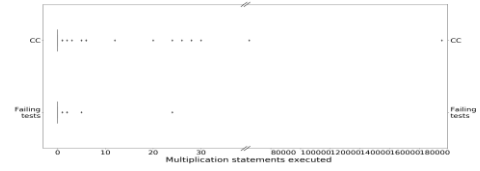
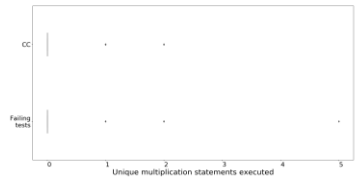
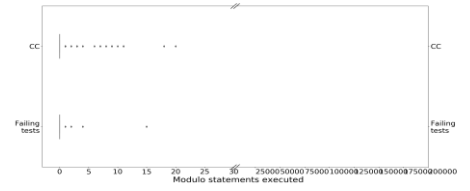
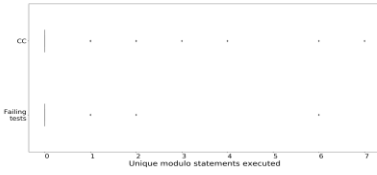
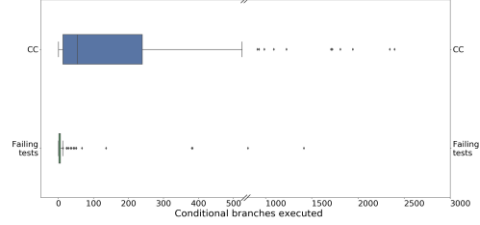
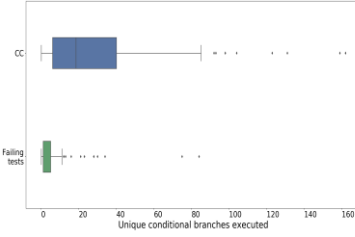
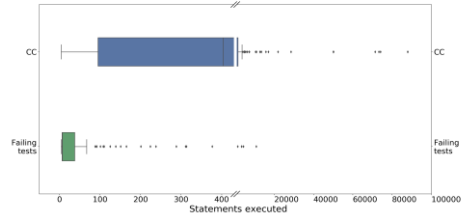
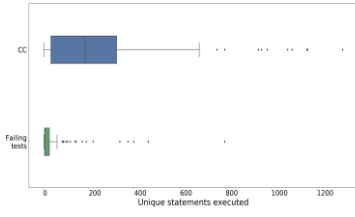
- [45] Masri W., Abou-Assi R., El-Ghali M., and Fatairi N. 2009. An Empirical Study of the Factors that Reduce the Effectiveness of Coverage-based Fault Localization. International Workshop on Defects in Large Software Systems, DEFECTS, Chicago, IL, 2009.
- [46] Wes Masri, Rawad Abou Assi, Fadi A. Zaraket, Nour Fatairi. Enhancing Fault Localization via Multivariate Visualization. ICST 2012: 737-741
- [47] Masri W. and Podgurski A. 2009.b. Measuring the Strength of Information Flows in Programs. ACM Transactions on Software Engineering and Methodology (TOSEM). Vol. 19, issue 2, October 2009.
- [48] Y. Miao, Z. Chen, S. Li, Z. Zhao, and Y. Zhou. Identifying Coincidental Correctness for Fault Localization by Clustering Test Cases, in Proceedings of SEKE, 2012, pp. 267–272.
- [49] Chris Parnin, Alessandro Orso: Are automated debugging techniques actually helping programmers? ISSTA 2011: 199-209.
- [50] Krishna Patel, Robert M. Hierons. Resolving the Equivalent Mutant Problem in the Presence of Non-determinism and Coincidental Correctness. ICTSS 2016: 123-138
- [51] Renieris M. and Reiss S. Fault localization with nearest-neighbor queries. In Proceedings of the 18th IEEE Conference on Automated Software Engineering, pp. 30-39, 2003.
- [52] Rothermel G, Harrold M, Ronne J, Hong C. Empirical studies of test suite reduction. Software Testing, Verification, and Reliability December 2002; 4(2):219–249.
- [53] Helge Spieker, Arnaud Gotlieb, Dusica Marijan, and Morten Mossige. Reinforcement learning for automatic test case prioritization and selection in continuous integration. Proceedings of the 26th ACM SIGSOFT International Symposium on Software Testing and Analysis, 2017, pp. 12-22.
- [54] Voas J. 1992. PIE: A Dynamic Failure-Based Technique. IEEE Trans. Software Eng. 18(8): 717-727 (1992).
- [55] Voas J. and Miller K. 1993. Semantic metrics for software testability. The Journal of Systems and Software, 20(3), 207-216, March 1993.
- [56] Wang X., Cheung S. C., Chan W. K., and Zhang Z. 2009. Taming coincidental correctness: Coverage refinement with context patterns to improve fault localization. IEEE 31st International Conference on Software Engineering, pp. 45-55, 2009.
- [57] Xiaoshuang Yang, Mengleng Liu, Ming Cao, Lei Zhao, Lina Wang. Regression Identification of Coincidental Correctness via Weighted Clustering. COMPSAC 2015: 115-120.
- [58] Shin Yoo, Mark Harman. Regression testing minimization, selection and prioritization: a survey. Softw. Test., Verif. Reliab. 22(2): 67-120 (2012)
- [59] Zheng Zheng, Yichao Gao, Peng Hao, Zhenyu Zhang. Coincidental correctness: An interference or interface to successful fault localization? ISSRE (Supplemental Proceedings) 2013: 114-119
- [60] Xiaoli Zhou, Linzhang Wang, Xuandong Li, Jianhua Zhao. An Empirical Study on the Test Adequacy Criterion Based on Coincidental Correctness Probability. SEKE 2014: 632-635.
- [61] Xiaoli Zhou, Hanfei Wang, Jianhua Zhao. A Fault-Localization Approach Based on the Coincidental Correctness Probability. QRS 2015: 292-297.
- [62] Xie, T., Marinov, D., and Notkin, D. Rostra: A framework for detecting redundant object-oriented unit tests. In Proceedings of the 19th IEEE International Conference on Automated Software Engineering (ASE 2004) (2004), IEEE Computer Society, pp. 196–205.
- [63] Xie, T., and Notkin, D. Checking inside the black box: Regression testing based on value spectra differences. In ICSM '04: Proceedings of the 20th IEEE International Conference on Software Maintenance (ICSM'04) (2004), IEEE Computer Society, pp. 28–37.
- [64] T. Zimmermann and A. Zeller, “Visualizing Memory Graphs,” in Proceedings of the International Seminar on Software Visualization, pp. 191-204, Dagstuhl Castle, Germany, May 2001.
- [65] Online resources: https://figshare.com/collections/CC_stats/4126277

Appendix-A

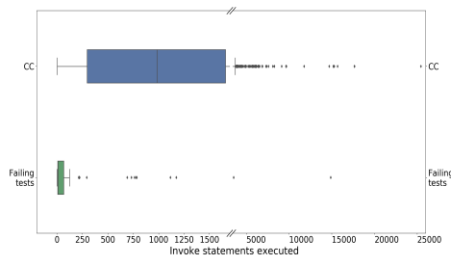
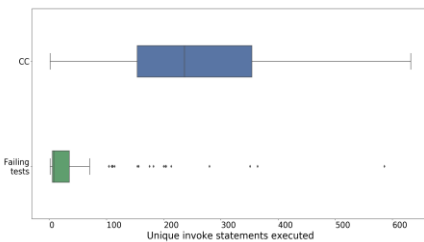
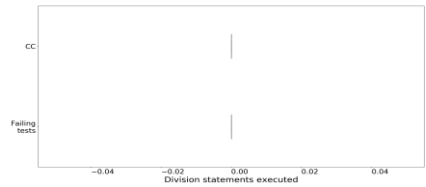
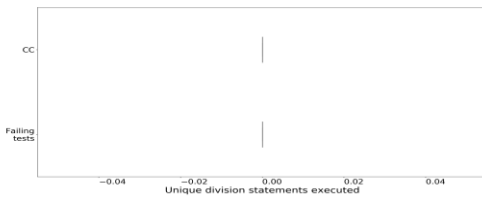
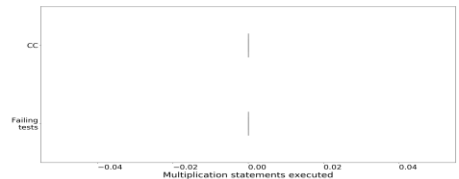
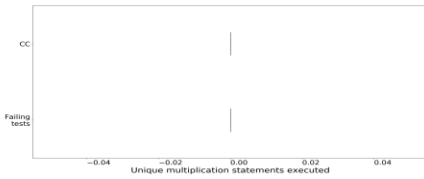
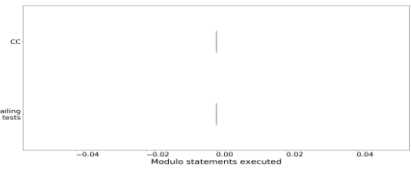
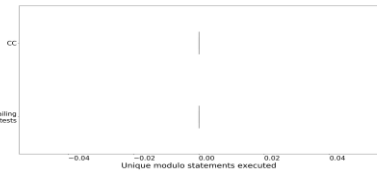
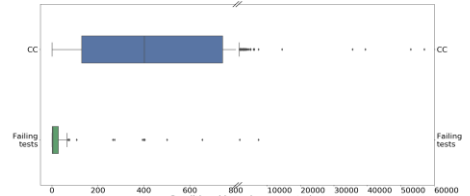
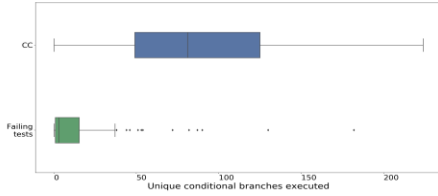
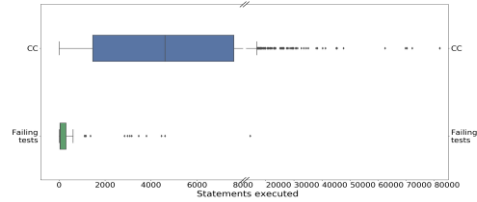
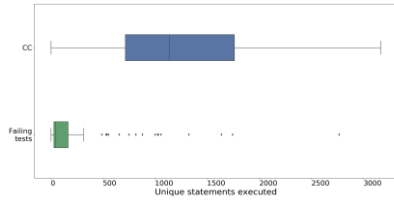
The plots below are referenced in Section 4. For each of *Chart*, *Lang*, *Mockito*, *Closure*, and *Time*, they present data similar to that of *Math* shown in Figure 6.



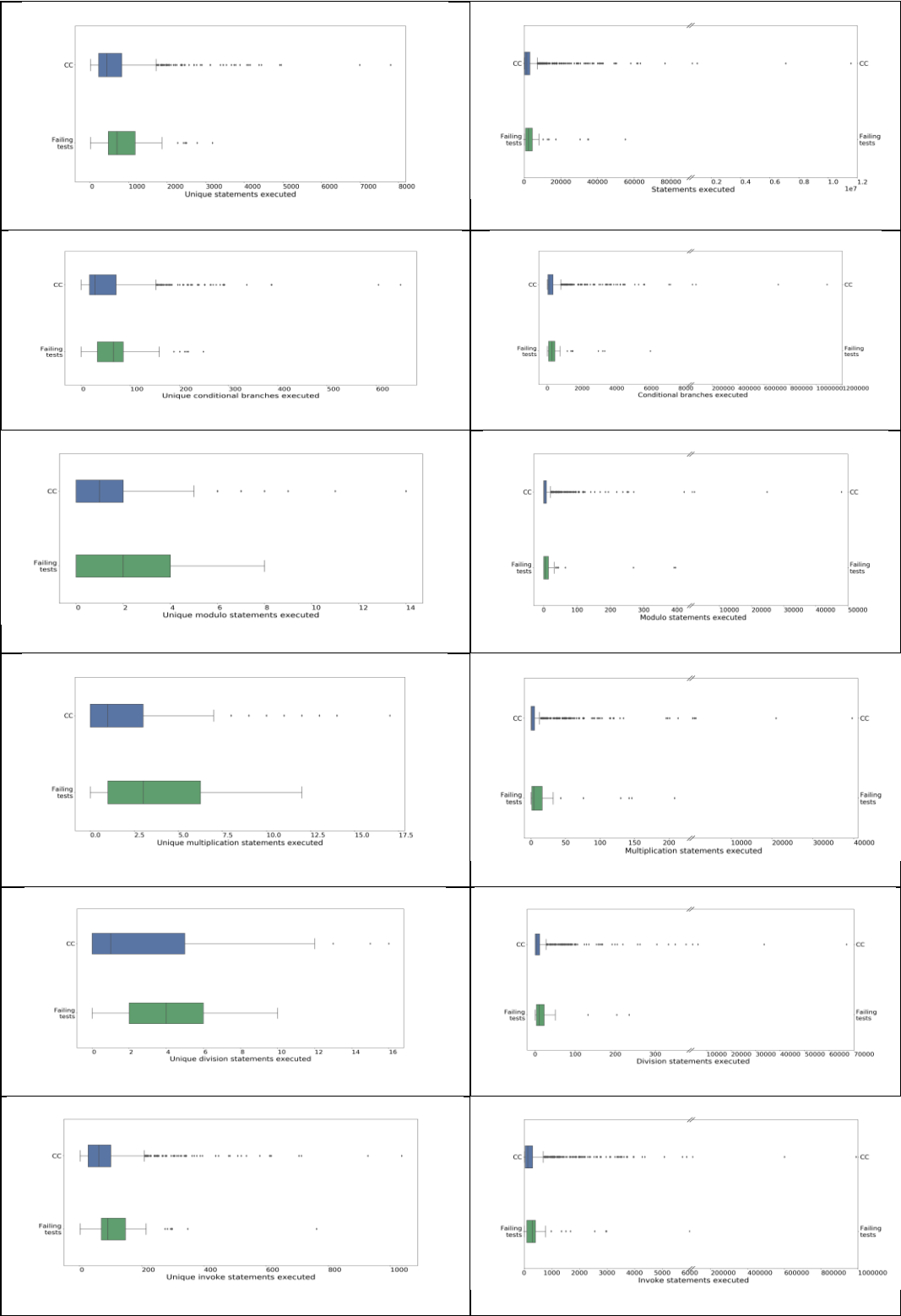
Propagation analysis for *Chart*



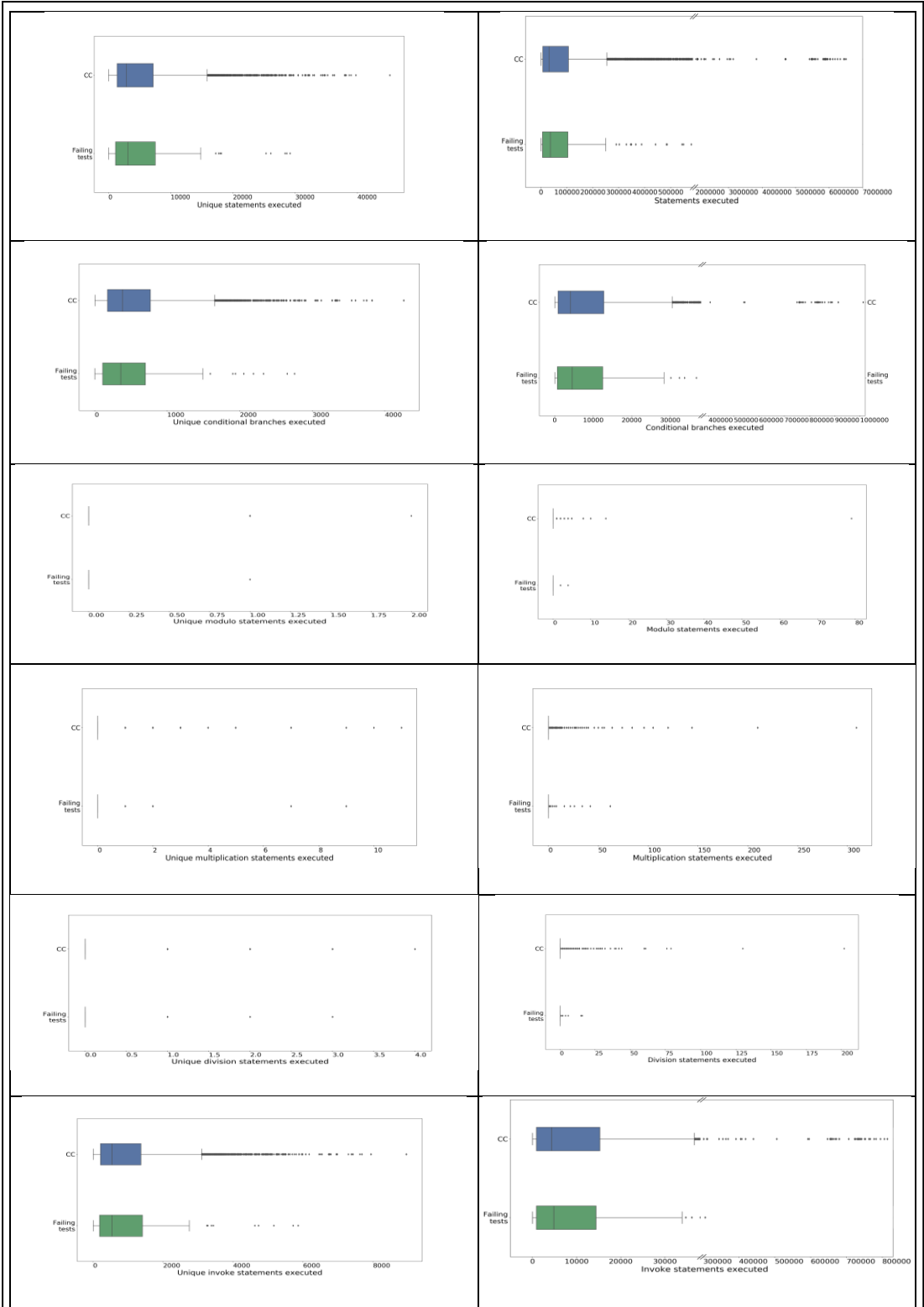
Propagation analysis for *Lang*



Propagation analysis for *Mockito*



Propagation analysis for *Time*



Propagation analysis for *Closure*