

Why Do Neural Response Generation Models Prefer Universal Replies?

Bowen Wu¹, Nan Jiang², Zhifeng Gao³, Suke Li³, Wenge Rong², Baoxun Wang⁴

¹Social Network Group, Tencent

²School of Computer Science and Engineering, Beihang University, Beijing, China

³School of Software & Microelectronics, Peking University, Beijing, China

⁴Tricorn (Beijing) Technology Co., Ltd, Beijing, China

jasonbwwu@tencent.com

{nanjiang, w.rong}@buaa.edu.cn

gao_zhifeng@pku.edu.cn, lisuke@ss.pku.edu.cn

wangbaoxun@trio.ai

Abstract

Recent advances in sequence-to-sequence learning reveal a purely data-driven approach to the response generation task. Despite its diverse applications, existing neural models are prone to producing short and generic replies, making it infeasible to tackle open-domain challenges. In this research, we analyze this critical issue in light of models optimization goal and the specific characteristics of the human-to-human dialog corpus. By decomposing the black box into parts, a detailed analysis of the probability limit was conducted to reveal the reason behind these universal replies. Based on these analyses, we propose a max-margin ranking regularization term to avoid the models leaning to these replies. Finally, empirical experiments on case studies and benchmarks with several metrics validate this approach.

1 Introduction

Past years have witnessed dramatic progress on the application of generative sequential models (also noted as seq2seq learning (Sutskever et al., 2014; Bahdanau et al., 2015)) on Neural Response Generation (NRG) fields (Vinyals and Le, 2015; Serban et al., 2017). Seq2seq model has been proved to be capable of directly generating reply given an open domain query (Li et al., 2016c; Xing et al., 2017). Both the relevant words or phrases are automatically selected, and responses' smoothness and fluency are guaranteed through the end-to-end learning. Moreover, abundant impressive human-to-machine conversation cases have been presented in many previous studies (Serban et al., 2016; Shang et al., 2015; Shao et al., 2017).

Despite these promising results, current seq2seq architectures of NRG are still far from steadily generating relevant and coherent replies. One issue identified by many studies is the *Universal Replies*: the model tends to generate short

and general replies which contain limited information, such as "That's great!", "I don't know", etc. (Li et al., 2016b,d; Mou et al., 2016; Xing et al., 2017). Intuitively, this problem was attributed to the vast coverage of common replies in the training set and insufficient guiding knowledge in the models' response generation step (Mou et al., 2016; Shao et al., 2017). Hence, current efforts mainly focus on introducing external information to the model (Mou et al., 2016; Xing et al., 2017), and encouraging the model to generate diverse responses in the searching space via variational beam search strategies during inference (Shao et al., 2017; Li et al., 2016b,d).

Nevertheless, most historical analyses over the issue are empirical and lack statistical evidence. So, in this paper, we conduct an in-depth investigation on the performance of seq2seq models on the NRG task. In our inspections on the existing dialog corpora, it is shown that those repeatedly appeared replies have two essential traits: 1) Most of them are composed of highly frequented words; 2) They cover a large portion of the dialog corpora that each universal reply stands for the response of various queries. Above characters of universal replies deviate the NRG from other successful applications of seq2seq model such as translation, and lead the NRG models to treat those common replies as grammatically corrected pattern mistakenly. Therefore common replies are unconsciously preferred by current generative NRG models. Furthermore, in the conversational corpus, each query corresponds to many responses. To discuss the influences from the specific distributed corpus, we decompose the target sequence's probability into two independent parts and analyze the probability leak for each component.

To break down the mentioned characteristics of dialog corpora in the model training step, we propose a ranking-oriented regularization term to

Table 1: Replies and translated version of an example which reveal the different source-target sentence distribution for dialog and translation.

Query	I would add Metropolis to the list.
Replies	I love <u>this film</u> so much. Me too, it is a beautiful <u>film</u> . <u>This</u> movie has beautiful background art. Fritz is really a good director, I like his <u>film</u> . Is "Metropolis" based <u>on</u> a book? Brigitte <u>cooling off on</u> the set of <u>Metropolis</u> .
Translate	J'ajouterais <u>Metropolis</u> à la liste. Je voudrais ajouter <u>Metropolis</u> à la liste.

prune the scores of those irrelevant replies. Experimental results reveal that the model with such regularization can produce better results and avoid generating ambiguous responses. Also, case studies show that the issue of generic response is alleviated as these common responses are ranked relatively lower than more appropriate answers.

The main contributions of this paper are concluded as follows: 1) We analyze the loss function of Seq2seq models on NRG task and conclude several critical reasons that the NRG models prefer universal replies; 2) Based on the analysis, a max-margin ranking regularization is presented to help the model converge to informative responses.

2 Analysis of Seq2seq Models for NRG

Different from significant advances in machine translation (Bahdanau et al., 2015) and abstractive summarization (Rush et al., 2015; Nallapati et al., 2016), it remains challenging to apply seq2seq models on NRG. One identified issue within current models is that they are inclined to produce common and unrelated replies, even when the quality of data in the training set is significantly improved. Many responsible factors have been identified, and one primary reason is attributed to the feeble constraint from query to possible answers while the constraints are explicitly specified in translation and summarization tasks.

Specifically, for machine translation, words that appear in the target language should satisfy word level mapping from the source sentence, so the learned word alignment function could ensure the model to generate suitable translated words. Different from learning the semantic alignments between languages in NMT, in NRG there exists no explicit mapping for the conversation pattern. By contrast, the replies can be diversified as they only

need to satisfy the causality with the given queries. What's more, the degree of dialog diversity is not explicitly measured and acquired in the sequential model. Instead, it learns a weighted average of these replies. Thus the model is more likely to choose those common replies, and this is also mentioned in Ritter et al. (2011).

Taking the case in Table 1 as an example, the topic of this query is about movie, and the replies shown in the table are semantically diversified: the first two replies are related to the responder's opinion toward the movie, and the rest replies are about the director, content, and origin of the movie. By contrast, the two valid translations in French are very similar regarding their semantics, which can be attributed to the fixed word-level mapping between query and targets.

2.1 Problem Decomposition

The sequence-mapping problem in NRG can be transformed into two independent sub-learning problems, and detailed as follows: 1) *Target word selection*, in which a query is summarized and translated into responses' semantic space, and then a set of target words is selected to represent the meaning; 2) *Word ordering* that is performed to generate a grammatical coherent reply based on the candidate word set (Vinyals et al., 2016). The word selection and ordering of the target sequence are jointly learned by maximizing the instances in the training set, which can also be reflected in the model's loss function with two factored phases:

$$\log p(y|x) = \log p(\mathcal{S}(y)|x) + \log p(y|\mathcal{S}(y), x) \quad (1)$$

where x stands for the given source query and y is the corresponding response with n words. Besides, $\mathcal{S}(y) = \{w_1, \dots, w_n | w_i \in y, i \in [1, n]\}$ represents all of the predicted words without sequential order, so $p(\mathcal{S}(y)|x)$ is referred as the probability of the unordered set, or the probability of the *target word selection*. Meanwhile, $p(y|\mathcal{S}(y), x)$ indicates the probability of *word ordering* given this group of possible words. Thus, the objective can be rewritten from maximizing the probability of the ground truth response y under query x to maximizing these two joint probabilities simultaneously.

After the above interpretation, we will further discuss the impact of the implicative constriction from two separated probabilities in Eq. 1, which makes models fail to learn conversational patterns.

2.2 Target Word Selection Probability

Assuming we have a set of \mathcal{K} ground truth replies: $\{y_1, \dots, y_{\mathcal{K}}\}$ for a given query x , the variational upper bound of the *target word selection* probability can be derived using Jensen’s Inequality (Boyd and Vandenberghe, 2004):

$$\begin{aligned} \sum_k^{\mathcal{K}} \log p(\mathcal{S}(y_k)|x) &= \sum_{w \in \cup_k^{\mathcal{K}} \mathcal{S}(y_k)} \log p(w|x) \\ &\leq \log \sum_{w \in \cup_k^{\mathcal{K}} \mathcal{S}(y_k)} p(w|x) \end{aligned} \quad (2)$$

where $\cup_k^{\mathcal{K}} \mathcal{S}(y_k)$ denotes all words that appear in the entire response set. Optimizing the first separated segment is proportional to maximizing the conditional probabilities for this union set. So the optimal strategy is to assign probabilities according to the frequency of words in these \mathcal{K} responses.

If we only consider this probability when yielding a response during inference, the best strategy is to employ more frequently occurring words rather than rare ones, such as “background,” “art,” and “director” in Table 1. The long-tailed words’ distribution in these responses in Fig. 1 further validate this local greedy generation scheme, with just few common words obtained with preferred high probabilities.

Furthermore, if we consider the training process and assume that every response contains a fixed number of T words, the probability of each response for a given query x is inversely proportional to \mathcal{K} :

$$\sum_{w \in \cup_k^{\mathcal{K}} \mathcal{S}(y_k)} p(w|x) = \frac{\mathbb{E}(w|x) \times T}{\mathcal{K} \times T} \propto \frac{1}{\mathcal{K}} \quad (3)$$

where $\mathbb{E}(w|x)$ denotes the mean frequency (overall words) to appear in these \mathcal{K} replies, which is 1.32 for the cases in Table 1. In general, the mean frequency is around 1, owing to the long-tailed Unigram distribution which is satisfied Zipf’s law (Zipf, 1935). In other words, the *target word selection probability* is limited by \mathcal{K} , so queries with more diverse answers in the training set are more challenging to learn. Meanwhile, it is difficult to obtain good predictions for lower-informational queries, as they contain more possible responses which are somewhat equivalent to a larger \mathcal{K} (Li et al., 2016a).

Nonetheless, the translation task requires word-level mappings as they are well-aligned in the se-

mantic space, therefore the source and target sentences in the training set are semantically equivalent. Therefore, translated candidates are confined to $\mathcal{K} \approx 1$. Thus the upper bound can approximate to the full probability.

2.3 Word Ordering Probability

Before the discussion about *word ordering probability*, we present four lemmas and the proofs of all the lemmas are detailed in the Appendix. Moreover, all these lemmas are only available for the response generation task except Lemma 1.

Lemma 1 *Supposing that $\mathcal{S}(y)$ is the set of the words composing y , $p(\mathcal{S}(y)|y) = 1$, $p(\mathcal{S}(y), y) = p(y)$, $p(x, y, \mathcal{S}(y)) = p(x, y)$.*

Lemma 2 *Given a universal reply y_{ur} , the transition probability from y_{ur} to any post x is sufficiently small, which can be noted as $p(x|y_{ur}) = \epsilon_1$, where $\epsilon_1 > 0$ and sufficiently small.*

Lemma 3 *Suppose that y_i^{ur} stands for a universal reply and y_j^o is one of the non-universal grammatical replies, meanwhile, $\mathcal{S}(y_i^{ur}) \subseteq \mathcal{S}(y)$ and $\mathcal{S}(y_j^o) \subseteq \mathcal{S}(y)$, then $\sum p(y_i^{ur}|\mathcal{S}(y)) \rightarrow 1$, $p(y_j^o|\mathcal{S}(y)) = \epsilon_2$, where $\epsilon_2 > 0$ and sufficiently small.*

Lemma 4 *Assuming that each informative query has \mathcal{K} ground-truth replies and the query-response pairs are extracted from a multi-turn conversational corpus, a reply y not belonging to universal replies has \mathcal{K} unique queries. This lemma can be noted as $p(x|y) = \frac{1}{\mathcal{K}}$.*

On the basis of Lemma 1, the *word ordering probability* could be deduced as:

$$\begin{aligned} \log p(y|\mathcal{S}(y), x) &= \log \frac{p(\mathcal{S}(y)|y) p(y) p(x|y, \mathcal{S}(y))}{p(\mathcal{S}(y)) p(x|\mathcal{S}(y))} \\ &= \log 1 + \log \frac{p(y)}{p(\mathcal{S}(y))} + \log \frac{p(x|y, \mathcal{S}(y))}{p(x|\mathcal{S}(y))} \\ &= \log \frac{p(y, \mathcal{S}(y))}{p(\mathcal{S}(y))} + \log \frac{p(x, y, \mathcal{S}(y)) p(\mathcal{S}(y))}{p(y, \mathcal{S}(y)) p(x, \mathcal{S}(y))} \\ &= \log p(y|\mathcal{S}(y)) + \log \frac{p(x, y) p(\mathcal{S}(y))}{p(y) p(x, \mathcal{S}(y))} \\ &= \log p(y|\mathcal{S}(y)) + \log \frac{p(x|y)}{p(x|\mathcal{S}(y))} \\ &= \log p(y|\mathcal{S}(y)) + \log \frac{p(x|y)}{\sum_i p(x|y_i) p(y_i|\mathcal{S}(y))} \end{aligned} \quad (4)$$

All the possible y_i satisfying $\mathcal{S}(y_i) \subseteq \mathcal{S}(y)$ can be divided into three categories: ground-truth reply y , universal replies y^{ur} , other replies y^o . After that,

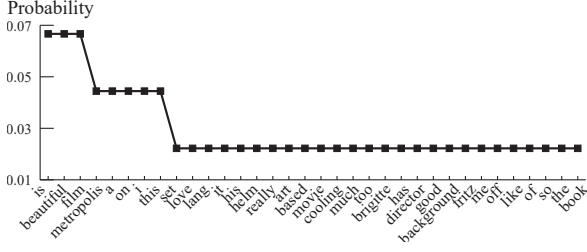


Figure 1: Replies' Unigram probability in Table 1.

we can get the following direct proportion according to the Lemma 2 and Lemma 3,

$$\begin{aligned}
 & \sum_i p(x|y_i)p(y_i|\mathcal{S}(y)) \\
 &= p(x|y)p(y|\mathcal{S}(y)) + \sum_i p(x|y_i^{ur})p(y_i^{ur}|\mathcal{S}(y)) \\
 & \quad + \sum_i p(x|y_i^o)p(y_i^o|\mathcal{S}(y)) \\
 & \propto p(x|y)p(y|\mathcal{S}(y)) + \epsilon_1 + \epsilon_2
 \end{aligned} \tag{5}$$

On the basis of Eq. 5 and Lemma 4, for any reply y not belonging to universal replies, the Eq. 4 can be further deduced as:

$$\begin{aligned}
 & \log p(y|\mathcal{S}(y), x) \\
 & \propto \log p(y|\mathcal{S}(y)) + \log \frac{p(x|y)}{p(x|y)p(y|\mathcal{S}(y)) + \epsilon} \\
 & \propto \log \frac{p(y|\mathcal{S}(y))}{p(y|\mathcal{S}(y)) + \frac{1}{\mathcal{K}}\epsilon}
 \end{aligned} \tag{6}$$

where $\epsilon = \epsilon_1 + \epsilon_2 > 0$, which is also a sufficiently small positive value. Thus, optimizing the *word ordering probability* for the non-universal replies is somewhat equivalent to maximizing $p(y|\mathcal{S}(y))$. In fact the term $p(y|\mathcal{S}(y))$ is the language model probability and it is irrelevant with the query x (Maning et al., 2009). In the sequential models, it is performed as $\prod_t p(y_t|y_{1:t-1}, \mathcal{S}(y))$, that the sequences are generated based only on previously outputted words. This equation indicates that optimizing the mainly seeks the grammatical competence based on the selected words.

2.4 Brief Summary

In conclusion, insufficient constraining of the target words' cross-entropy loss in NRG is the primary reason that hinders seq2seq models from exploring presumable parameters. Meanwhile, the model is likely to promote responses with more

frequent words, moreover, will prefer sentences with high transition probability of words, according to the distribution of the training set data. The downside is that current seq2seq models in NRG favor generating universal replies, according to their essential traits mentioned in Section 1.

3 Max-margin Ranking Regularization

As discussed above, various responses corresponding to the same query appearing in the training data leads the NRG models to prefer universal replies, so an intuitive solution is removing the multiple replies and just keeping one-to-one pairs. Unfortunately, naively removing the multiple replies is detrimental to the diversity of the replies, which is an important concern in NRG task. As shown in Table 1, an ideal chatbot agent could give all these replies rather than just giving responses with limited semantic information. Largely filtering the training dataset makes the model hard to learn and remember this diverse relation. In addition, the model is prospected to build a connection with some keywords such as 'film', 'background', 'director' and 'book', instead of the commonly appeared words like 'I', 'him', 'a' and 'really'.

Thus, under this assumption, we propose a max-margin ranking loss to emphasize the queries' impact on these important words. During training, as it becomes a necessity to constrain the learned feature space and reinforce related replies with more discriminative information, we distinguish the candidate responses as two categories given one input query: positive (i.e., highly related) and negative (i.e., irrelevant) answers. A training instance is re-constructed as a triplet (x, y, y^-) , where a tuple (x, y) is the original query-response pair and noise y^- is uniformly sampled from all of the responses in the training data. Given that, the model's cost function is reconstructed as:

$$\begin{aligned}
 \ell_\theta = & \log p(y|x) + \\
 & \lambda \max\{0, \log p(y|x) - \log p(y^-|x) - \gamma\}
 \end{aligned} \tag{7}$$

where $\log p(y|x)$ denotes the cross-entropy loss between the model's prediction and ground truth sequences, and the second part encourages the separability between the irrelevant responses and related replies. Moreover, the hyper-parameter λ defines the penalty for the seq2seq loss, and γ offers a degree of freedom about the importance of the max-margin between the positive and negative

instances. The model is trained in the same setting as the conventional model when $\lambda = 0$.

The gradient of ℓ_θ is computed using the sub-gradient method, as the second term is non-differentiable but convex (Agarwal and Collins, 2010). Supposing $\log p(y|x) - \log p(y^-|x) \leq \gamma$, the gradient of the composed loss function can be formalized as:

$$\nabla_\theta \ell_\theta = \nabla_\theta \log p(y|x), \quad (8)$$

If $\log p(y|x) - \log p(y^-|x) > \gamma$, then the gradient should be written as:

$$\nabla_\theta \ell_\theta = (1 + \lambda) \nabla_\theta \log p(y|x) - \lambda \nabla_\theta \log p(y^-|x). \quad (9)$$

The underlying motivation is based on three considerations: 1) Universal replies are more likely to be sampled from a statistical perspective, so adding a negative term would directly ease the weight of these generic responses, and the ranking regularization can penalize the irrelevant ones; 2) From a verbal perspective, a balanced distribution of generic words is prepared in these negative sentences, which suggests that the focus should be not on these generic words, but on boosting the model to select more informative and expected words; 3) Only differentiable loss can solely be served as the model’s optimization goal for the sequence generation model. Furthermore, the newly proposed loss aims to penalize the more frequent words and irrelevant candidates, rather than repudiating the literal expression included in the negative samples. Consequently, based on these considerations, we propose to consider this term as a regularization term to constrain the search space of parameters instead of the stand-alone loss function.

4 Experimental Studies

4.1 Experimental Setups

Dataset Description. The dataset used in this study contained almost ten million query and response pairs collected from the threads of a popular Chinese social media site: Douban Group Chat¹. All the case studies used in this paper were extracted from this dataset, and we translated them into English for better understanding.

As it is difficult to train recurrent models on overtly long sentences, and because the temporal efficiency of forwarding probability and backward gradient calculation of recurrently connected units

¹<https://www.douban.com/group/explore>

Table 2: Dataset statistics. For multiple replies, the three values represent the percentages of queries with one, two, and more than two responses, respectively. For the out of vocabulary (OOV) columns, the number in front of “/” denotes the percentage rate of the query, and the other one denotes replies.

	# train	# valid	# test
QA Pairs	5,982,868	315,136	315,136
Unique Replies	4,499,176	298,723	287,312
Multi Replies(%)	70/24/6	97/2/1	96/3/1
OOV (%)	.90/.90	.92/.93	.91/.92
Vocab Size	29241/27859		

scale linearly with the sentences length, the maximal lengths of queries and replies were set to 30 and 50, respectively. In all of our experiments, our dataset was split into three sets: the training set, the validation set, and the test set, and detailed statistical characterization is given in Table 2. Thirty percent of queries had more than one response, and each answer appeared about 1.33 times in the training dataset, this was consistent with our hypothesis in the analysis section.

Baseline Models. To validate the performance of the proposed model, the following baseline scenarios were considered:

1) S2SA. We employed the basic seq2seq model with attention model (Bahdanau et al., 2015) at the target output side as our baseline model, because attention is quite important for modeling correlations between the source and target sentences.

2) S2SA + MMI. The best performing model in Li et al. (2016b) with the length norm based on the same S2SA.

3) Ranking-Reg. It denotes the seq2seq model with proposed ranking regularization and attention. Nevertheless, negative samples were uniformly sampled from the corpus, and the process was repeated four times for every positive case. The averaged negative loss was calculated as the probability of universal replies.

4) Ranking-Reg + MMI. We also perform the Maximum Mutual Information (MMI) mechanism during inference procedure.

Evaluation Metrics. The quality of response was measured using both numeric metrics and human annotators. Firstly, *Word Perplexity* (PPL) was used in this work, as it can be used to determine the semantic context of phrase-level utterance (Serban et al., 2016). Secondly, a “ROGUE” score, which evaluates the extent of overlapping words between

Table 3: Summarized results of testing set with metrics: Human Label, ROGUE-1, ROGUE-L, Distinct-1, Distinct-2 and PPL.

Methods	Human Label			ROUGE		Distinct		PPL
	0	1	2	ROUGE-1	ROUGE-L	1	2	
S2SA	52.46%	20.52%	27.02%	4.97%	3.13%	.129	.285	110.0
S2SA + MMI	51.88%	19.92%	28.20%	3.96%	2.77%	.140	.312	110.0
Rank-Reg	48.20%	15.38%	36.42%	3.45%	2.55%	.163	.358	85.6
Rank-Reg + MMI	<u>47.40%</u>	18.75%	33.85%	3.43%	2.63%	.167	.345	85.6

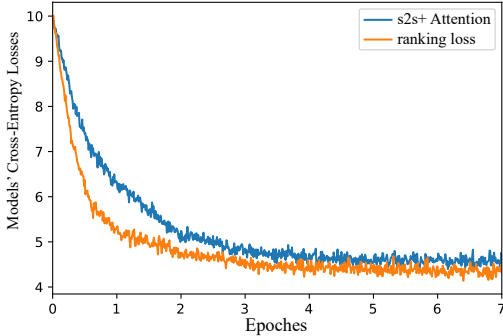


Figure 2: Learning curve for the two models.

the ground-truth results and the predicted answers, was also used in Lin (2004). Thirdly, we employed “Distinct-1” and “Distinct-2” to evaluate the number of distinct Unigrams and Bigrams of the generated responses (Li et al., 2016b).

Furthermore, we recruited human annotators to cross verify the quality of generated responses². We randomly sampled 100 queries and generated 10 replies for each query using different models, with beam size set to 10. The labeled results were categorized into three degree (Xing et al., 2017; Mou et al., 2016):

0: The response cannot be used as a reply to the message. It is either semantically irrelevant or not fluent (e.g., with grammatical errors or UNK).

1: The response can be used as a reply to the message, which includes the universal replies such as “Yes, I see”, “Me too” and “I dont know”.

2: The response is not only relevant and natural, but also informative and interesting.

Training Procedures. For all of the models, LSTM was chosen as the recurrent cell, and there were 512 hidden units for both the encoder and decoder (Greff et al., 2017). Embedding size and batch size were set to 200 and 20, respectively. The Adam algorithm was employed for gradient

²Three highly educated labelers were invited.

optimization (Kingma and Ba, 2014), and the initial learning rate was $1e - 4$. All of the models were implemented in Theano (Theano Development Team, 2016), and each ran on a stand-alone K40m GPU device for 7 epochs, which took 7 days; twice longer time was required for models with rank regularization.

The last two models with the rank regularization share the related hyper-parameters. We set λ to 0.1 and γ to 0.18, according to the model’s performance on the validation set.

Fig. 2 shows the cross-entropy loss flows vs. the training epoch numbers. The model with max-margin ranking regularization obviously converges much faster than the Seq2seq model with attention from the very beginning epochs, and it retains this advantage to the end. This shows that adding the regularization term increases the fitting by removing these sub-optimal paths.

4.2 Results and Analysis

Experimental Results. The performance of four models on existing metrics is summarized in Table 3. The model with the max-margin ranking regularization demonstrates the best performance (best results) on the target loss PPL, and it is much better than the one with primary loss function. As the MMI method is performing during inference, so losses of models with MMI are identical with the ones without revision.

However, the results are inverse regarding the “ROGUE” scores, which generated responses by the S2SA model contain most words appearing in the ground truth answers. Two conditions greatly contribute to these results. a) Most n-gram overlaps belonging to the hot words, such as “I”, “are”, “that”. b) The test dataset is also random split from the whole dataset so that a certain proportion of universal replies stand for the ground truth results. Besides, the overall scores are very low, which show few words shared by any predictions

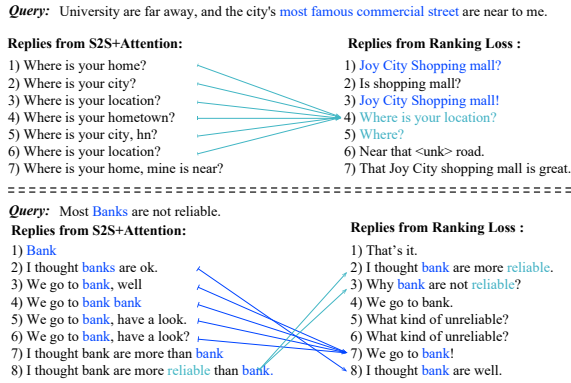


Figure 3: Response re-rank capability. Responses generated by the basic model and model with rank loss are linked by arrows, and same topics are typeset using the same color.

and the ground truth. Therefore, it is difficult to conclude, except that more results from standard S2SA are consistent with the ground truth results, even they may be not the best choice, and there are many ways to continue a conversation.

The human evaluation is the most important metric, and it is clear from Table 3 that the models with rank regularization beat S2SA with a large margin. It increases the number of meaningful responses by $\approx 10\%$ and reduces the number of irrelevant cases by $\approx 4\%$. Meanwhile, the largest portion of the acceptable replies (labeled as “1” or “2”) of SASA is labeled as “1”, which indicates the model prefer the safe responses. We attribute the gaps to the promotion of highly related words and reducing of the universal replies. These results agree with the numeric “Distinct-1” and “Distinct-2” results, which measure the number of distinct unigrams and bigrams of the generated responses, respectively, and reveal the model’s ability to generate diverse responses (Li et al., 2016b; Serban et al., 2015). The seq2seq model yields lower levels of unigram and bigram diversity than the rank loss model.

As another comparison, we note that the improvement introduced by MMI is much smaller than that introduced by the ranking regularization, whereas MMI is a widely used mechanism for promoting diverse responses during inference. This observation indicates that the fundamental reason behind generating tasteless or inappropriate replies is that replying function learned from data lean to these universal replies. Moreover, the revision during the greedy search cannot solve the underlying problems, and the ranking regulariza-

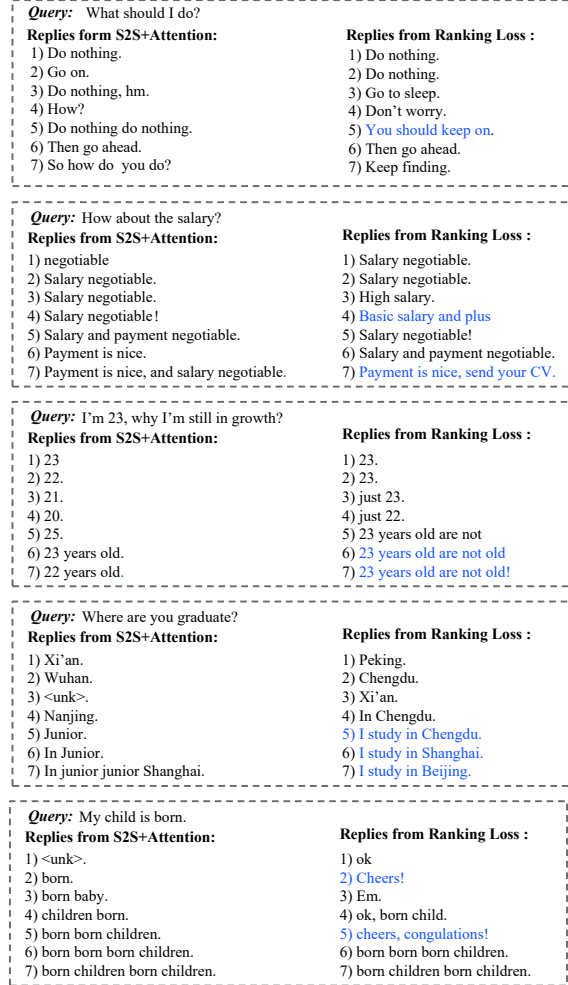


Figure 4: Cases for comparing the S2SA and the model with ranking regularization, and the topics or expressions of the generated replies marked with blue are excluded in the responses generated by SASA.

tion proposed in this paper is an effective method for affecting the direction of convergence. Furthermore, it is also demonstrated by the results of performing the MMI as well as the ranking regularization. It cannot further improve the performance, by contrast, this adjustment reduces the rate of informative and interesting responses.

Ranking Loss for Generic Responses. From the generated results, it is found that the seq2seq model with the ranking regularization term prefers some meaningful content when the query contains sufficient amount of information. We present top eight responses for two queries generated by different models in Fig. 3. As shown in the first case, the user posting a query initiates a complicated discussion about some locations. It is observed that the basic seq2seq model converges to a typical “where is your” pattern of replies when dis-

cussing locations, which is an example of a universal reply. As the greedy beam search strategy is utilized during inference, many location-related constraints further promote these relevant universal replies instead of more varied results from different beams. In contrast, some of the responses in the right column captured the “commercial street” clues and inferred a possible location “Joy City shopping mall” demoting the generic beams results. We attributed this to the boosting ability associated with semantically relevant words, as mentioned in Section 3.

The second case is quite different. In this case, the seq2seq model did not perform satisfactorily, even though the subject “bank” was correctly extracted into the generated candidates; however, we cannot perceive the results aligned with the same “not reliable” topic, and most of them were just chosen from two beams. Inspecting the replies generated by the rank loss model, we found that much more complicated and diverse sentences that discuss “unreliable” can be generated, and irrelevant answers that discuss “bank” are lower-ranked. To further investigate the difference brought by the max-margin ranking regularization, we randomly sampled more cases as described in the Fig. 4. Even though some of these cases were bad cases and contained some grammatical errors, we found more interesting words compared with basic models.

In conclusion, the seq2seq model with rank regularization can not only be used to formulate the conditional language model but also boost related answers to higher ranks than the rest of universal or inappropriate replies.

5 Related Work

Conversation dialog has been accumulating in the online communities making the data-driven dialog model possible (Ritter et al., 2011). In literature, query-response pairs are modeled by seq2seq model with attention mechanism (Sutskever et al., 2014; Serban et al., 2016; Bahdanau et al., 2015). And the essence of the neural response generation model are designed by maximizing the likelihood of target response given source query in the training procedure. As various response are reasonable to reply to a query, the information included in the query is limited to constrain the model inference, which makes the NRG models prefer universal replies with minimum risk (Shao et al., 2017;

Mou et al., 2016).

To address this issue, various works are conducted on bringing more information to influence these models. Mou et al. (2016) propose to utilize keywords to constrain the topic of responses, and Xing et al. (2017) incorporates the replies with topic information. By contrary, some researcher believed in diverse responses are just buried by the greedy beam-search rules (Li and Jurafsky, 2016), so they focus on involving more punishment or randomness in the inference stages. To illustrate, Li et al. (2016b) constrain the search space using mutual information with the query and Shao et al. (2017) randomly chose candidate words from top beams to consist short phrases. These existing works mainly focus on the generation strategies during inference, in contrast, the model’s architecture and loss function have rarely been explored.

The ranking penalty has also been used by Wiseman and Rush (2016) to employ a word-level margin to promote ground-truth sequences appearing in the beam search results. The main difference between our method and their policy is that our method enforces a sequence-level margin to guarantee relevant words obtained higher probabilities, moreover, demote general responses entirely. In other words, the ability to generate a ground-truth answer is not the ultimate object of NRG, diverse responses from various perspectives are more similar to human conversations.

6 Conclusion and Future Work

In this work, we have theoretically analyzed the reasons for Neural Response Generation (NRG) models producing generic responses from the statistical perspective, by investigating the effect of different components on the Seq2Seq loss function. On this basis, we have proposed a max-margin ranking regularization cooperating with the learning target of Seq2Seq, so as to help the model converge to the status of producing informative responses, rather than merely manipulating the decoding procedure to constrain the generation of universal replies. Furthermore, empirical experiments and analysis on a conversation dataset indicate that the models utilizing this strategy can notably outperform the current baseline models.

In the future work, we will analyze the model predictions and design more efficient method to avoid learning the universal replies.

References

- Shivani Agarwal and Michael Collins. 2010. Maximum margin ranking algorithms for information retrieval. In *Proc. of ECIR*, pages 332–343.
- Dzmitry Bahdanau, Kyunghyun Cho, and Yoshua Bengio. 2015. Neural machine translation by jointly learning to align and translate. In *Proc. of ICLR*.
- Stephen Boyd and Lieven Vandenbergh. 2004. *Convex Optimization*. Cambridge University Press, New York, NY, USA.
- Klaus Greff, Rupesh Kumar Srivastava, Jan Koutník, Bas R. Steunebrink, and Jürgen Schmidhuber. 2017. LSTM: A search space odyssey. *IEEE Trans. Neural Netw. Learning Syst.*, 28(10):2222–2232.
- Diederik P. Kingma and Jimmy Ba. 2014. Adam: A method for stochastic optimization. In *Proc. of ICLR*.
- Chaozhuo Li, Yu Wu, Wei Wu, Chen Xing, Zhoujun Li, and Ming Zhou. 2016a. Detecting context dependent messages in a conversational environment. In *Proc. of COLING*, pages 1990–1999.
- Jiwei Li, Michel Galley, Chris Brockett, Jianfeng Gao, and Bill Dolan. 2016b. A diversity-promoting objective function for neural conversation models. In *Proc. of NAACL-HLT*, pages 110–119.
- Jiwei Li, Michel Galley, Chris Brockett, Georgios P. Spithourakis, Jianfeng Gao, and William B. Dolan. 2016c. A persona-based neural conversation model. In *Proc. of ACL*, pages 994–1003.
- Jiwei Li and Dan Jurafsky. 2016. Mutual information and diverse decoding improve neural machine translation. *CoRR*, abs/1601.00372.
- Jiwei Li, Will Monroe, and Dan Jurafsky. 2016d. A simple, fast diverse decoding algorithm for neural generation. *CoRR*, abs/1611.08562.
- Chin-Yew Lin. 2004. Rouge: A package for automatic evaluation of summaries. In *Proc. of ACL workshop*, volume 8.
- Christopher Manning, Prabhakar Raghavan, and Hinrich Schütze. 2009. An introduction to information retrieval.
- Lili Mou, Yiping Song, Rui Yan, Ge Li, Lu Zhang, and Zhi Jin. 2016. Sequence to backward and forward sequences: A content-introducing approach to generative short-text conversation. In *Proc. of COLING*, pages 3349–3358.
- Ramesh Nallapati, Bowen Zhou, Cícero Nogueira dos Santos, Çağlar Gülçehre, and Bing Xiang. 2016. Abstractive text summarization using sequence-to-sequence rnns and beyond. In *Proc. of CoNLL*, pages 280–290.
- Alan Ritter, Colin Cherry, and William B. Dolan. 2011. Data-driven response generation in social media. In *Proc. of EMNLP*, pages 583–593.
- Alexander M Rush, Sumit Chopra, and Jason Weston. 2015. A neural attention model for abstractive sentence summarization. *arXiv preprint arXiv:1509.00685*.
- Iulian Vlad Serban, Ryan Lowe, Peter Henderson, Laurent Charlin, and Joelle Pineau. 2015. A survey of available corpora for building data-driven dialogue systems. *CoRR*, abs/1512.05742.
- Iulian Vlad Serban, Alessandro Sordoni, Yoshua Bengio, Aaron C. Courville, and Joelle Pineau. 2016. Building end-to-end dialogue systems using generative hierarchical neural network models. In *Proc. of AAAI*, pages 3776–3784.
- Iulian Vlad Serban, Alessandro Sordoni, Ryan Lowe, Laurent Charlin, Joelle Pineau, Aaron C. Courville, and Yoshua Bengio. 2017. A hierarchical latent variable encoder-decoder model for generating dialogues. In *Proc. of AAAI*, pages 3295–3301.
- Lifeng Shang, Zhengdong Lu, and Hang Li. 2015. Neural responding machine for short-text conversation. In *Proc. of ACL*, pages 1577–1586.
- Yuanlong Shao, Stephan Gouws, Denny Britz, Anna Goldie, Brian Strope, and Ray Kurzweil. 2017. Generating high-quality and informative conversation responses with sequence-to-sequence models. In *Proc. of EMNLP*, pages 2210–2219.
- Ilya Sutskever, Oriol Vinyals, and Quoc V. Le. 2014. Sequence to sequence learning with neural networks. In *Proc. of NIPS*, pages 3104–3112.
- Theano Development Team. 2016. Theano: A Python framework for fast computation of mathematical expressions. *arXiv e-prints*, abs/1605.02688.
- Oriol Vinyals, Samy Bengio, and Manjunath Kudlur. 2016. Order matters: Sequence to sequence for sets. In *Proc. of ICLR*.
- Oriol Vinyals and Quoc V. Le. 2015. A neural conversational model. *arXiv preprint arXiv:1506.05869*.
- Sam Wiseman and Alexander M. Rush. 2016. Sequence-to-sequence learning as beam-search optimization. In *Proc. of EMNLP*, pages 1296–1306.
- Chen Xing, Wei Wu, Yu Wu, Jie Liu, Yalou Huang, Ming Zhou, and Wei-Ying Ma. 2017. Topic aware neural response generation. In *Proc. of AAAI*, pages 3351–3357.
- George Kingsley Zipf. 1935. The psychobiology of language.

A Proof of Lemmas

According to the Zipf’s law (Zipf, 1935), the frequency of any word is inversely proportional to its rank in the frequency table which can be noted as $p(w_i) = C/i^\alpha$, where $C \approx 0.1$, $\alpha \approx 1$, and i is the rank of the word w_i . Then, supposing the vocabulary size is V and the total number of query-response pairs is N , we formulate the two characteristics of a universal reply y as:

- 1) For a word $w \in y$, $p(w) \geq p(w_t) \approx 0.1/t$ where t is a positive integer satisfying $t \ll V$. Meanwhile, a response belongs to universal replies if its words are all the top- t ranked;
- 2) The amount of possible queries M of y is directly proportional to N , noted as $M \propto N$.

To simplify, we suppose that the frequency of the response not belonging to the universal replies is 1, which is actually a small positive integer. The following of this section will prove the lemmas appearing in Section 2.3 based on the declarations above.

Lemma 1 *Supposing that $\mathcal{S}(y)$ is the set of the words composing y , $p(\mathcal{S}(y)|y) = 1$, $p(\mathcal{S}(y), y) = p(y)$, $p(x, y, \mathcal{S}(y)) = p(x, y)$.*

Proof. Lemma 1 describes the obvious fact that the event “the word set of the response equals to $\mathcal{S}(y)$ ” must happen when the event “ y stands for the response” is established.

Lemma 2 *Given a universal reply y_{ur} , the transition probability from y_{ur} to any post x is sufficiently small, which can be noted as $p(x|y_{ur}) = \epsilon_1$, where $\epsilon_1 > 0$ and sufficiently small.*

Proof. Based on the second character of the universal reply and the fact that N is a very large number for any large scaled datasets, Lemma 2 is established as: $p(x|y_{ur}) = \frac{1}{M} \propto \frac{1}{N} = \epsilon_1$

Lemma 3 *Suppose that y_i^{ur} stands for a universal reply and y_j^o is one of the non-universal grammatical replies, meanwhile, $\mathcal{S}(y_i^{ur}) \subseteq \mathcal{S}(y)$ and $\mathcal{S}(y_j^o) \subseteq \mathcal{S}(y)$, then $\sum p(y_i^{ur}|\mathcal{S}(y)) \rightarrow 1$, $p(y_j^o|\mathcal{S}(y)) = \epsilon_2$, where $\epsilon_2 > 0$ and sufficiently small.*

Proof. According to the following inequation $\sum_{i=1}^t \frac{1}{i} > \int_1^{t+1} \frac{1}{x} dx = \ln(t+1)$, we can get the conclusion that the probability of a chosen word belonging to the top k ranked words is large than $0.1 * \ln(t+1)$. Besides, $0.1 * \ln(t+1)$ is not a very small value and usually large than 0.5. For

instance, it equals to 0.62 for $t = 500$ and 0.69 for $t = 1000$. Then, considering y containing T words, there is at least $T \ln(t+1)$ words belonging to the top- t ranked on average according to the binomial distribution.

We suppose m responses are universal replies among the n possible responses when their words are constrained by $\mathcal{S}(y)$. Besides, the proportion of m can be computed as:

$$\begin{aligned} & \frac{m}{n} \\ &= \sum_{i=1}^{T \ln(t+1)} \frac{C_T^i}{\sum_{j=1}^T C_T^j} * \frac{1}{10} \ln(t+1) \\ &= \frac{2^T - \sum_{i=T \ln(t+1)}^T C_T^i}{2^T} * \frac{1}{10} \ln(t+1) \\ &> \frac{1}{20} \ln(t+1) \\ &> 0.25 \end{aligned} \quad (10)$$

where C donates the combination. Since n/m is not a very large number, the total probability of these m replies can be deducted as:

$$\begin{aligned} & \sum_i p(y_i^{ur}|\mathcal{S}(y)) \\ &= \frac{\sum_i^m f(y_i^{ur})}{\sum_i^m f(y_i^{ur}) + \sum_i^{n-m} f(Y_i^o)} \\ &= \frac{M * m}{M * m + 1 * (n - m)} \\ &= \frac{M}{M + n/m - 1} \\ &> \frac{M}{M - 3} \end{aligned} \quad (11)$$

where $f(y)$ donates the frequency of a response y in the corpus. According to the Eq. 11 and the fact that $M \propto N$ is a very large number for any practical large-scale datasets, the $\sum_i p(y_i^{ur}|\mathcal{S}(y)) \rightarrow 1$ can be established. Apparently, for any other candidate response y_j^o , its probability satisfies $p(y_j^o|\mathcal{S}(y)) < 1 - \sum_i p(y_i^{ur}|\mathcal{S}(y)) = \epsilon_2$.

Lemma 4 *Assuming that each informative query has \mathcal{K} ground-truth replies and the query-response pairs are extracted from a multi-turn conversational corpus, a reply y not belonging to universal replies has \mathcal{K} unique queries. This lemma can be noted as $p(x|y) = \frac{1}{\mathcal{K}}$.*

Proof. Most query-response pairs are extracted from a practical large-scale multi-turn conversational corpus, so that any response always works

as the post in another pair. That is, y also appears \mathcal{K} times as it also has \mathcal{K} replies. Therefore, there also exist \mathcal{K} unique posts for y .