

QUANTUM ENHANCED CROSS-VALIDATION FOR NEAR-OPTIMAL NEURAL NETWORKS ARCHITECTURE SELECTION

PRISCILA G. M. DOS SANTOS, RODRIGO S. SOUSA, ISMAEL C. S. ARAUJO AND
ADENILTON J. DA SILVA

ABSTRACT. This paper proposes a quantum-classical algorithm to evaluate and select classical artificial neural networks architectures. The proposed algorithm is based on a probabilistic quantum memory and the possibility to train artificial neural networks in superposition. We obtain an exponential quantum speedup in the evaluation of neural networks. We also verify experimentally through a reduced experimental analysis that the proposed algorithm can be used to select near-optimal neural networks.

1. INTRODUCTION

Artificial neural networks (ANN) are computational models inspired by the human brain and with learning capacities. The first artificial neuron was proposed in the 1940s,¹ a learning rule is proposed by Hebb² and the backpropagation algorithm based on gradient descent was proposed in 1980s.³ ANNs have several applications in industry and research. For instance, in pattern recognition,⁴ clustering,⁵ image⁶ and speech processing⁷ and other applications.

An artificial neuron with m real inputs x_1, \dots, x_m has m weights w_1, \dots, w_m , a bias b and its output is described in Eq. (1), where f is a nonlinear activation function.

$$(1) \quad f\left(\sum_{k=1}^m w_k \cdot x_k + b\right)$$

A Feedforward Neural Network (FNN) is composed of layers of neurons and each layer receives its input signal from the previous layer. FNN optimization has received much attention in the last 20 years.⁸ Metaheuristics as meta-learning,⁹ differential evolution,¹⁰ genetic algorithms,¹¹ evolutionary programming, simulated annealing, tabu search,¹² particle swarm optimization,¹³ etc.⁸ have been used to optimize neural networks architecture.

The number of neurons in the hidden layers and the number of hidden layers are some of the most important elements of a feedforward ANN because there is a relation between them and the ANN performance.¹⁴ The optimization of neural networks weights with backpropagation or other techniques based on gradient descent leads to local minima in the error space. To evaluate a neural network

DEPARTAMENTO DE COMPUTAÇÃO, UNIVERSIDADE FEDERAL RURAL DE PERNAMBUCO, RUA DOM MANOEL DE MEDEIROS, S/N. CAMPUS DOIS IRMÃOS, 52171-900, RECIFE, PERNAMBUCO, BRAZIL
E-mail address: {priscila.marques, rodrigo.silvasouza, ismael.cesar, adenilton.silva}@ufrpe.br.

architecture, it is necessary to perform an empirical evaluation that involves a tedious trial and error process with several random weights initializations. This trial and error process can involve a procedure to estimate the accuracy of candidate classifiers. The κ -fold cross-validation¹⁵ is an accuracy estimation method used, for instance, to perform model evaluation and model selection. A dataset T is split in κ disjoint folds or subsets T_1, \dots, T_κ and a classifier is trained κ times in which each iteration $t \in [1, \kappa]$ the model is trained with dataset $T - T_t$ and tested with fold T_t .

To determine if a neural network architecture can learn a given task is an NP-complete problem named the loading problem.¹⁶ If $P \neq NP$ then developing a function that maps neural networks architectures to their best performance over a given data set is an intractable problem. The objective of this work is to investigate the possibility to use quantum computation for selecting a near-optimal classical neural network architecture for a given learning task. In previous works on neural network architecture evaluation¹⁷ or architecture selection on a quantum computer,¹⁸ a nonlinear quantum operator was used to propose a polynomial algorithm that solves the loading problem. As it is not known whether nonlinear quantum operators are physically realizable or not, in this paper we take the safer road by obeying the principles of quantum mechanics by using unitary quantum operators. We have already followed this track by performing an *evaluation* of neural networks performances using unitary quantum operators,¹⁹ here we address the problem of unitarily performing an *architecture selection* of neural networks.

Several quantum machine learning models²⁰ and quantum neural networks²¹ have been proposed, but the non-existence¹ of quantum computers does not allow an empirical comparison between classical and quantum neural networks models. We cannot evaluate numerically the quantum proposed models to verify if they present advantages when compared with classical models. This technical limitation is named the benchmark problem.²⁰ The algorithm proposed in this work is a quantum algorithm and requires a universal quantum computer. It is also designed to allow a (reduced) simulation in a classical computer and we show that the proposed method can choose a near optimal neural network architecture without the necessity of random weights initializations and with a single training of each neural network architecture. This result has two main implications: i) we can use a quantum enhanced cross-validation to perform neural network parameter evaluation/selection with an exponential quantum speedup and ii) the proposed method can be evaluated numerically and presents advantages over classical strategies using real benchmark problems.

The remainder of this work is organized into 5 sections. Section 2 presents the probabilistic quantum memory used in this work. Section 3 is the main section and presents a quantum algorithm that evaluates classical neural networks architectures and is used to perform neural networks architecture selection. Section 4 presents experiments, that have been performed in a classical computer (and can be executed exponentially faster in a quantum computer). Section 5 presents a discussion of the results. Section 6 presents the conclusion.

¹Actual quantum computers do not have enough quantum bits, “remain coherent for a limited time²²” or are designed for specific tasks. The quantum computer necessary to perform the tasks described in this work should be universal and have thousands of qubits

2. PROBABILISTIC QUANTUM MEMORIES

A content-addressable memory is called associative memory because of the possibility to retrieve information from it even with partial knowledge of the desired content. Models of associative memories, like the Hopfield network, suffer from a capacity shortage.²³ The quantum counterpart of an associative memory has the advantage of having an exponential capacity because the patterns stored in the memory are kept in superposition. Given a dataset of n patterns with k qubits $T = \{p^1, p^2, \dots, p^n\}$, the quantum memory creates the state described in Eq. (2), where $|M\rangle$ is the quantum register that will store the patterns.

$$(2) \quad |M\rangle = \frac{1}{\sqrt{n}} \sum_{j=1}^n |p^j\rangle$$

In this work, we use the Probabilistic Quantum Memory²⁴ (PQM). The storage algorithm of the PQM creates a superposition of binary patterns as described in Eq. (2). The retrieval algorithm of the PQM is probabilistic and depends on the Hamming distance between the input pattern and stored patterns.

It is necessary to reload the memory after each execution of the recovering algorithm of the probabilistic quantum memory. This problem is pointed out as a fundamental limitation of the PQM²⁵ and decreases the speedup for tasks as machine learning.²⁶ In this work, we propose an application of the PQM that requires a single execution of the PQM recovering algorithm for a given input and this limitation does not affect the method proposed in this paper.

One second limitation of the PQM is its inability to deal with continuous inputs. In the actual small-scale quantum computers this is a strong limitation, but if quantum computers with thousands or millions of qubits are built the binary representation can be used to represent continuous inputs with some precision. In this work, we assume the existence of such quantum computers and continuous inputs can be approximately represented by using binary numbers.

2.1. The storage algorithm. The states during the PQM storage algorithm are divided into three quantum registers $|p_1 p_2 \dots p_k; u_1 u_2; m_1 m_2 \dots m_k\rangle$. Where $|p_j\rangle$ is the j -th qubit of the input register, $u_1 u_2$ are control qubits prepared in a state $|01\rangle$ and $|\mathbf{m}\rangle = |m_1, \dots, m_k\rangle$ is the memory register, where the patterns are to be stored. To build a coherent superposition of the patterns to be stored it is necessary to make use of *Tofoli*, *X* and CS^j gates. The CS^j gate is described in Eq. 3.

$$(3) \quad CS^j = \begin{bmatrix} 1 & 0 & 0 & 0 \\ 0 & 1 & 0 & 0 \\ 0 & 0 & \sqrt{\frac{j-1}{j}} & \frac{1}{\sqrt{j}} \\ 0 & 0 & \frac{-1}{\sqrt{j}} & \sqrt{\frac{j-1}{j}} \end{bmatrix}$$

A circuit representing a 2 qubit probabilistic quantum memory storing procedure is described in Fig. 1. In the first iteration the quantum registers $|p, u, m\rangle$ are initialized as described in the Eq. 4 and run the circuit described in Fig. 1. For each other pattern p^j in the dataset, we initialize the quantum register input with p^j and execute the circuit described in Fig. 1 again.

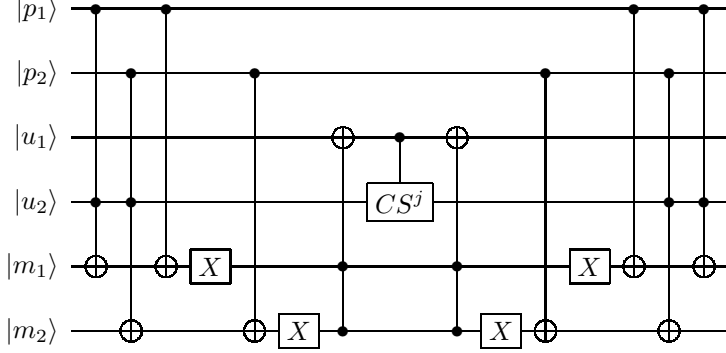


FIGURE 1. A quantum circuit for storing patterns of two qubits

$$(4) \quad |\psi_0\rangle = |p_1^1 p_2^1 \dots p_k^1, 01, 00 \dots 0\rangle.$$

In order to store the n patterns of the set P , it is necessary to perform n iterations. In the application of the CS^j gate, the parameter j is $j = p + 1 - iter$ where p is the number of patterns and $iter$ is the iteration number.

2.2. The retrieval algorithm. The retrieval algorithm also requires three registers^{23,24} $|i_1 \dots i_k; m_1 \dots m_k; c_1 \dots c_d\rangle$. Where $|i_j\rangle$ is the j -th qubit of the input register, $|m_j\rangle$ is the j -th qubit of the memory register and c_j is the j -th qubit of the control register,²⁴ The control qubits start at the state $|0 \dots 0\rangle$. The retrieval of the patterns is made probabilistically.²³ For each c_l in $|c\rangle$, the following steps are performed. Step 1 apply the Hadamard gate to $|c_l\rangle$ giving us, at the first iteration, the state described in Eq.(5).

$$(5) \quad |\psi_0\rangle = \frac{1}{\sqrt{2n}} \sum_{j=1}^n |i_1 \dots i_k; p_1^j \dots p_k^j; 0_1 0_2 \dots 0_b\rangle + \frac{1}{\sqrt{2n}} \sum_{j=1}^n |i_1 \dots i_k; p_1^j \dots p_k^j; 1_1 0_2 \dots 0_d\rangle$$

In the second step, for each bit i_j in the input pattern, we apply the CNOT gate with the j -th qubit of the input as the control and the j -th qubit of the memory as the target and apply the NOT gate to the j -th bit of the memory to obtain the state

$$|\psi_1\rangle = \prod_{j=1}^n CNOT(i_j, m_j) X(m_j) |\psi_0\rangle.$$

After the second step, if there is a pattern stored in the superposition equal to the input all its qubits will be set to $|1\rangle$.²³

Step 3 applies the quantum operator described in Eq. 6.

$$(6) \quad |\psi_2\rangle = \prod_{j=1}^k (CV^{-2})(c_l, m_j) \prod_{j=1}^k U(m_j) |\psi_1\rangle$$

Where the operator V is a unitary matrix and CV^{-2} is a controlled version of the V^{-2} operator.

$$V = \begin{bmatrix} e^{i\frac{\pi}{2n}} & 0 \\ 0 & 1 \end{bmatrix}$$

The inverse of steps 1 and 2 are applied to the quantum state $|\psi_2\rangle$ to restore the memory quantum register to its original state. This is the last deterministic step of the retrieval algorithm and the resulting state is described in Eq. (7).

$$(7) \quad |\psi\rangle = \frac{1}{\sqrt{n}} \sum_{j=1}^n \sum_{l=0}^d \cos^{d-l} \left(\frac{\pi}{2k} d_h(i, p^j) \right) \cdot \sin^l \left(\frac{\pi}{2k} d_h(i, p^j) \right) \sum_{\{J^l\}} |i; p^k; J^l\rangle$$

Where $\{J^l\}$ is the set of all binary strings with exactly l bits set to 1 and $(d-l)$ bits set to 0.²⁴ After processing the state, it is necessary to perform a measurement to the control qubits.

The result of the measurement is a large number of control qubits in the state $|0\rangle$ if all stored patterns are similar to the input, and a large number of control qubits in the state $|1\rangle$ if all stored patterns are very distant of the input. In this work, we consider that the number of 1s obtained after the measurement of quantum register $|c\rangle$ is the output y of the PQM. From Eq. 7 we can easily verify that the probability to obtain $y = \mathcal{K}$ is given by

$$(8) \quad P(y = \mathcal{K}) = \frac{1}{p} \sum_{j=1}^p \binom{d}{\mathcal{K}} \cos^{2(d-\mathcal{K})} \left(\frac{\pi}{2k} d_h(i, p^j) \right) \cdot \sin^{2\mathcal{K}} \left(\frac{\pi}{2k} d_h(i, p^j) \right)$$

3. SELECTION OF NEURAL NETWORKS ARCHITECTURE IN A QUANTUM COMPUTER

An artificial neural network for classification is defined as a function $N : \mathbb{R}^m \rightarrow \{c_1, \dots, c_k\}$. Despite being a real function the implementation of a neural network in a classical digital computer is a binary function. All binary functions can be simulated in a quantum computer, then theoretically a classical neural network can be represented by a quantum circuit where the weights, inputs and outputs are strings of qubits. One backpropagation iteration is also a real function that receives inputs $x(t)$ and weights $w(t)$, and outputs weights $w(t+1)$. In a digital computer one backpropagation iteration is also a binary function and theoretically can be represented with a quantum operator.

Figure 2 represents the idea of training neural networks in superposition. The first quantum register receives patterns from the training set. The load function loads a pattern in the quantum register. This loading function can be accomplished because the state of input quantum register is always a basis state. The BP operator represents a backpropagation step. The first BP operator receives input $|x_t\rangle$ and weights $|w_t\rangle$ and produces $|w_{t+1}\rangle$. The second BP operator receives $|x_{t+1}\rangle$ and $|w_{t+1}\rangle$ to produce $|w_{t+2}\rangle$. The quantum operator BP^\dagger inverts the action of the first BP operator and prepares the third quantum register to receive the next weight vector. If $|w_t\rangle$ is a superposition of weights, a sequence of *load*, BP and BP^\dagger operators will train all the networks in the superposition simultaneously. We can obtain all the neural networks with a given architecture in superposition just by applying the Hadamard operator in all qubits in the quantum register $|w\rangle$.

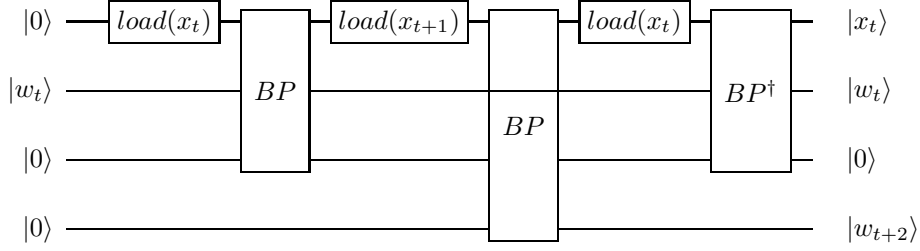


FIGURE 2. Theoretical quantum circuit implementing two back-propagation iterations

The idea to present an input pattern to neural networks in superposition is presented by Meener,²⁷ he named this strategy Strongly Inspired Neural Network. Instead of developing the strongly inspired neural network the authors developed a weakly inspired neural network, where for each pattern in a dataset a neural network is trained and later all neural networks are stored in superposition. We develop the strategy of strong inspired neural networks and we use the name superposition based learning²⁸ to avoid confusion with works that deal with classical neural networks only based on ideas from quantum computing.

In addition to creating a superposition of neural networks, we also manage the dataset to perform a κ -fold cross-validation with the neural networks in superposition. To perform the cross-validation using quantum superposition, we use two additional quantum registers $|fold\rangle$ representing the fold used as test and $|input_fold\rangle$ which contains information about the fold of the actual input sample. The learning algorithm iteration is applied only when $|fold\rangle$ and $|input_fold\rangle$ are different. If the $|fold\rangle$ quantum register receives a superposition representing all possible folds, the cross-validation can be performed in superposition with the cost of only one learning algorithm execution.

The effect to train all neural networks in superposition is to obtain a superposition of weight vectors at local minima of the error surface. Classically one could just choose the neural network with the best accuracy over a validation dataset. But this information cannot be accessed directly from the state in quantum superposition. To obtain a useful measure of the architecture performance for the dataset we use a quantum procedure to calculate the distance between the neural networks accuracy and 100% of accuracy in the validation set.

We calculate the performance of the neural networks in superposition by presenting patterns in fold l ($l = 1, \dots, \kappa$) to the neural networks in superposition and applying an X gate in the i th qubit of the performance quantum register if the network correctly classifies the i th pattern and $testFold$ is equal to l . After this procedure the performance and weights quantum registers will be entangled and their state is described in Eq. (9).

$$(9) \quad \sum_{w, testFold} |testFold\rangle |w\rangle |performance_{w, testFold}\rangle$$

It is necessary to present the dataset only once to calculate the performance of all neural networks in all folds.

The quantum register performance is in state

$$\sum_{w, testFold} |performance_{w, testFold}\rangle,$$

we use this state as the memory of a probabilistic quantum memory with input $|1\rangle_n$ with k control qubits. The auxiliary quantum register $|c\rangle$ is measured and the output is the number of 1s obtained. The algorithm is repeated one time for each architecture to be evaluated.

Algorithm 1 presents the quantum algorithm to select neural networks architectures. We suppose that the quantum device is controlled by a host classical computer. Heterogeneous computer architectures with different processors specialized for different tasks are increasingly common. The first quantum computers with such architecture are in development. Algorithm 1 uses this hybrid architecture to perform a heuristic search over classical neural networks architectures using a quantum device.

Step 1 of Algorithm 1 creates the folds of the cross-validation and is performed in the classical computer. Each fold created in the cross-validation procedure has the same size and if necessary some patterns are removed from the dataset.

The for loop starting in step 2 performs an enhanced cross-validation of all neural networks with a given architecture. Steps 3 to 5 are initialization steps and are executed in the theoretical quantum device. Step 3 initializes neural network weights in a superposition of all possible weights. Step 4 initializes the fold quantum register with the quantum state $\sum_{l=1}^{\kappa} \frac{1}{\sqrt{\kappa}} |l\rangle$. Step 5 initializes the quantum register performance with the quantum state $|0\rangle_n$. After step 5, the state of quantum registers testFold, weights and performance will be described by Eq. (10), where W is the set of all possible weights with a given precision.

$$(10) \quad |testFold\rangle |weights\rangle |performance\rangle = \sum_{\substack{w \in W, \\ testFold \in \{1, \dots, \kappa\}}} |testFold\rangle |w\rangle |0\rangle_n$$

Step 6 trains the neural networks in superposition. The training procedure is a quantum-classical algorithm described in Fig. 2. At each iteration, the classical device selects a pattern from the dataset and loads the pattern in the input quantum register (that is always in a basis state) and the fold of the pattern in the inputFold quantum register. Then the learning iteration is performed in the parcels in the superposition where the testFold and inputFold are different. After this step the weights quantum register is in a superposition of trained neural networks and the testFold, weights and performance quantum register will be in the state described in Eq. (11) where $\tilde{W}_{testFold}$ is the set of neural networks weights trained with data $T - T_{testFold}$.

$$(11) \quad \sum_{\substack{w_{testFold} \in \tilde{W}_{testFold}, \\ testFold \in \{1, \dots, \kappa\}}} |testFold\rangle |w_{testFold}\rangle |0\rangle$$

The for loop starting in step 7 calculates the performance of each neural network in superposition in the validation set. Each test fold of the cross-validation is presented and the neural networks accuracy correspondent to this fold is evaluated. The evaluation is performed in superposition and the test set needs to be presented

only once. After this for loop, the state of quantum registers testFold, weights and performance are described in Eq. (12).

$$(12) \quad \sum_{\substack{w_{testFold} \in \tilde{W}_{testFold}, \\ testFold \in \{1, \dots, \kappa\}}} |testFold\rangle |w_{testFold}\rangle |performance_{w_{testFold}}\rangle$$

Step 15 runs the recovering algorithm of the probabilistic quantum memory with input $|1\rangle_n$ representing a performance of 100% and the state in quantum register performance as memory.

Step 16 measure the output of the quantum probabilistic memory and store the number of 1s in a classical variable n_N for each architecture N . At the end of the algorithm the simplest network N that minimizes the value of n_N is indicated by the algorithm.

Algorithm 1: Architecture selection

```

1 Divide the dataset  $\mathcal{T}$  in  $\kappa$  folds
2 for each neural network architecture  $N$  do
3   Initialize all weights qubits with  $H|0\rangle$ 
4   Create a superposition with the values 1 to  $\kappa$  in quantum register testFold
5   Initialize quantum register  $|performance\rangle$  with the quantum register  $|0\rangle_n$ 
6   Train the neural networks in superposition with the folds with label
   different of testFold
7   for each pattern  $p_j$  and desired output  $d_j$  in testFold $_j$  do
8     Initialize the quantum registers input, calculatedOutput and
     desiredOutput with the basis quantum state  $|p_j, 0, d_j\rangle$ 
9     Calculate  $N|p_k\rangle$  to calculate network output in quantum register
     calculatedOutput  $|o\rangle$ 
10    if  $|o\rangle = |d\rangle$  and  $|testFold\rangle = |inputFold(p_j)\rangle$  then
11      | Set  $|performance\rangle_j$  to 1
12    end
13    Calculate  $N^{-1}$  to restore  $|o\rangle$ 
14  end
15  Apply the quantum associative recovering algorithm with input  $|1\rangle_n$ ,
   memory  $|performance\rangle$  and  $b$  qubits in the output
16  Measure quantum register  $|c\rangle$  and stores the number of 1s in  $n_N$ 
17 end
18 Return the simplest neural network architecture  $N$  that minimize  $n_N$ .

```

4. EXPERIMENTS

Since there are no quantum computers with sufficient qubits to run the proposed algorithm, it was necessary to perform some changes in the quantum algorithm in order to simulate it on a classical computer. Therefore, we reduced (without loss of generality) the number of neural network instances in the quantum parallelism. Besides this change, we simply followed the algorithm description in order to make a classical version of Algorithm 1.

TABLE 1. Datasets.

Dataset	features	classes	examples	description
cancer	9	2	699	diagnosis of breast cancer
gene	120	3	3175	detect intron/exon boundaries in nucleotide sequences
diabetes	8	2	768	diagnose diabetes of Pima indians
card	51	2	690	predict the approval of a credit card to a customer
glass	9	6	214	classify glass types
heart	35	2	920	predict heart disease
horse	58	3	364	predict the fate of a horse that has a colic
mushroom	125	2	8124	discriminate edible from poisonous mushrooms

To perform the experiments, we use the Multilayer Perceptron (MLP). The training and evaluation were performed using the scikit-learn³⁰ version 0.19.1. After training the neural networks we evaluated the performance of every neural network instance and stored the performance vectors which have the size of the validation set and the i -th position is set to 1 if the trained network correctly classifies the i -th vector in the validation set and is set to 0 otherwise. The performance vectors are used as the memory of the probabilistic quantum memory and the output of the probabilistic quantum memory was calculated using Eq. (7).

The datasets used in this work were from the PROBEN1 repository, which consists in a collection of problems for neural network learning in the realm of pattern classification and function approximation.³¹ PROBEN1 contains 15 datasets from real-world problems and from 12 different domains. We used 8 datasets to perform the experiments: cancer, gene, diabetes, card, glass, heart, horse and mushroom. The details about the datasets used can be seen in Table 1. The datasets were divided into 10 folds and the train set contains 9 folds while the test set contains the remaining fold. The number of output qubits in the probabilistic quantum memory was set to 100.

We consider the number of neurons in the hidden layer as the architecture to be evaluated. Thus, the number of neurons in the hidden layer was varied between 1 and 20. All neural network architectures were trained and tested for every dataset and for 1000 different initialization weights (100 for each fold). The alpha parameter used avoids overfitting by constraining the size of the weights. The learning algorithm is ‘adam’ which refers to the stochastic gradient-based optimizer proposed by Kingma, Diederik, and Jimmy Ba.³² The parameters used can be seen in Table 2.

5. RESULTS AND DISCUSSION

Let X be a random variable representing the number of 1s in the output of the probabilistic quantum memory. Table 3 shows the results of the experiment for cancer and gene datasets. We can verify that the expected value $E(X)$ is related to neural network mean performance. An increase in performance corresponds to a reduction in $E(X)$.

In Fig. 3 we plot the mean performance of each architecture versus the expected value of the X for cancer, card, diabetes, gene, glass, heart, horse and mushroom datasets. We can easily see that there is an approximately linear relation between the neural network mean performance and $E(X)$. In this way, we can

TABLE 2. MLP Parameters.

Parameter	Value	Description
solver	adam	stochastic gradient-based optimizer
alpha	1e-4	regularization term parameter
beta_1	0.9	decay rate for estimates of first moment vector
beta_2	0.999	decay rate for estimates of second moment vector
epsilon	1e-8	value for numerical stability in adam
max_iter	100	maximum number of iterations
activation	relu	rectified linear unit function
learning_rate_init	1e-3	controls the step-size in updating the weights
number of hidden neurons	[1,20]	number of hidden neurons

use Algorithm 1 to select a near-optimal neural network and also to estimate the mean-performance of the neural network architecture over a dataset.

One limitation of classical neural networks is the absence of an algorithm to determine the best neural network architecture for a given dataset. Classical strategies to evaluate neural network architectures requires a costly process that can last from minutes to days.¹⁴ How to select a neural network architecture is yet an open problem and the use of more complex neural networks with deep architectures increases the complexity to determine a neural network architecture with optimal performance.

In this work, we explore the principles of quantum computing to create a hybrid classical and quantum algorithm to perform classical neural network architecture selection. If C is the cost to train one neural network, given n neural networks architectures the proposed method has cost $O(n \cdot C)$ and determine a near-optimal neural network architecture in the given set of architectures. A classical algorithm to evaluate n neural networks architectures over all possible initial weights will have

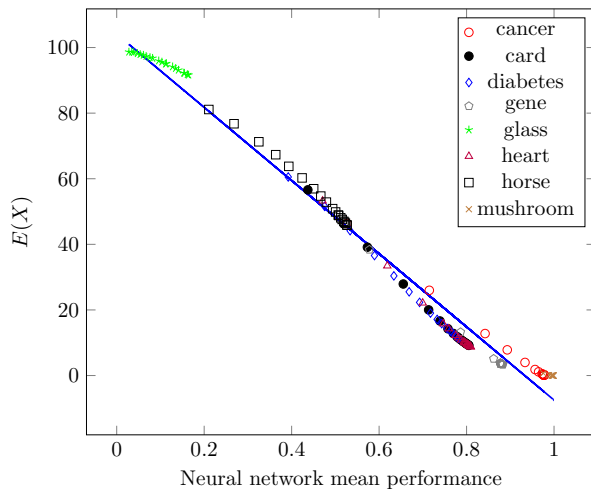


FIGURE 3. Cancer, card, diabetes, gene, glass, heart, horse and mushroom datasets mean performance versus $E(X)$

Neurons	Performance	$E(X)$	Neurons	Performance	$E(X)$
1	0.5269	46.3695	1	0.5778	38.3819
2	0.7148	25.9858	2	0.7862	13.2412
3	0.8423	12.7966	3	0.8619	5.1163
4	0.8930	7.8277	4	0.8781	3.7319
5	0.9336	3.9903	5	0.8809	3.5152
6	0.9566	1.8340	6	0.8829	3.3877
7	0.9647	1.1213	7	0.8827	3.3940
8	0.9730	0.4200	8	0.8814	3.4649
9	0.9733	0.4945	9	0.8808	3.4963
10	0.9753	0.3059	10	0.8796	3.5675
11	0.9763	0.1581	11	0.8790	3.6003
12	0.9764	0.1571	12	0.8787	3.6177
13	0.9766	0.1543	13	0.8777	3.6754
14	0.9773	0.1461	14	0.8777	3.6798
15	0.9765	0.1543	15	0.8781	3.6539
16	0.9769	0.1510	16	0.8768	3.7269
17	0.9770	0.1488	17	0.8775	3.6924
18	0.9774	0.1426	18	0.8772	3.7104
19	0.9775	0.1423	19	0.8772	3.7047
20	0.9772	0.1449	20	0.8769	3.7227

(A) Cancer dataset

(B) Gene dataset

TABLE 3. Results cancer dataset (left) and gene dataset (right)

at least cost $O(n \cdot 2^{|W|} \cdot C)$, where W is the set of all possible weights with a given precision. The proposed method has an exponential speed up when compared to its classical version.

One limitation of the proposed method is its inability to evaluate neural networks architectures with very close performance. This limitation occurs because of the use of Hamming distance. Then the method should be used to select a set of near-optimal neural networks and then a classical experimentation could be performed to finish the search for the neural network with the best performance.

With a promise that the neural networks to be evaluated have a significant difference in their accuracy over the test set, the proposed method will perform an optimal selection (instead of near-optimal) with high probability. For instance, with 1 neuron in the hidden layer we obtain a neural network mean accuracy of 0.52 and with 19 neurons in the hidden layer, the neural network obtains mean accuracy of 0.97. With the 19 hidden neurons neural network the proposed method will have 0 or 1 ones in the output with probability 0.9874 and the neural network with 1 hidden neuron will have 0 or 1 ones in the output with probability 0.1548. With the objective to illustrate the behavior of the proposed method, Fig. 4 presents the number of ones in the output of the probabilistic memory and the probability of each output.

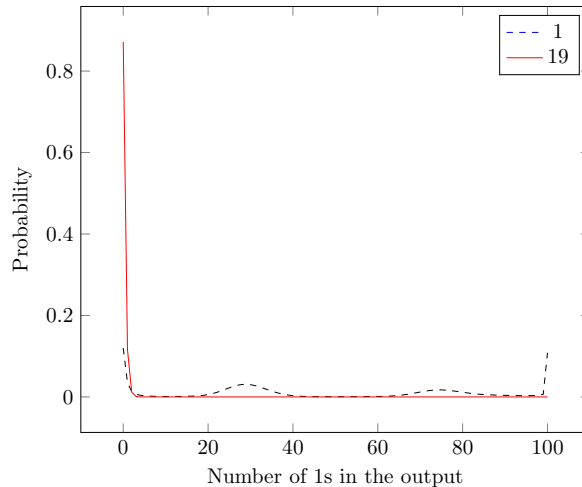


FIGURE 4. Probability output for cancer dataset with 1 hidden neuron and 19 hidden neurons

The neural network architecture selection uses quantum registers inputs, weights, desired output, calculated output and performance. Algorithm 1 creates a superposition of neural networks with all possible weights and evaluate the performance of each neural network in superposition. This evaluation in a quantum superposition is based on a neural network quantum learning algorithm,¹⁷ one of the authors generalizes this strategy to perform a selection^{18,2} and evaluation¹⁹ of neural networks architectures. We notice a related work where a quantum superposition of classifiers is used to perform parameter selection.³³

The main idea of the quantum cross-validation is to explore the quantum parallelism to execute a κ -fold cross-validation, training the model only once. This strategy leads to a constant speedup in the cross-validation process. The exponential speedup obtained in this paper came from the superposition of neural networks. In this way, using cross-validation we can evaluate an exponential number of neural networks with the cost to train and run a single neural network.

6. CONCLUSION

In this work, we proposed a classical-quantum algorithm to select neural networks architectures (number of neurons in the hidden layer). We evaluated the proposed method using its classical description and reducing the number of artificial neural networks in superposition.

Our main result is the ability to evaluate one neural network architecture through a κ -fold cross-validation with the cost to train only one neural network instance. The proposed method evaluates an exponential number of neural networks weights simultaneously with an exponential improvement in computational cost when compared with known classical alternatives. The fast neural network evaluation allows the selection of near-optimal neural network architectures by repeating the cross-validation for each neural network architecture.

²Where we supposed the viability of nonlinear quantum operators

Quantum computation can be used to evaluate neural networks models with an exponential speedup. The lack of experimentation is one problem in quantum machine learning because of the non-existence of quantum computers with enough quantum bits. To allow experimentation, we use benchmark problems to evaluate (without loss of generalization) a classical simplified version of the proposed method.

One possible future work is to extend the proposed method to deal with models with close performance. One suggestion to accomplish this improvement is to change the probabilistic associative memory to deal with others distance functions. We also can use other kinds of quantum memories and machine learning models.

ACKNOWLEDGEMENT

This work was supported by the Serrapilheira Institute (grant number Serra-1709-22626), CNPq and FACEPE (Brazilian research agencies).

REFERENCES

- [1] W. S. McCulloch and W. Pitts. A logical calculus of the ideas immanent in nervous activity. *The bulletin of mathematical biophysics*, 5(4):115–133, 1943.
- [2] D. O. Hebb. *The organization of behavior: A neuropsychological theory*. Psychology Press, 2005.
- [3] D. E. Rumelhart, G. E. Hinton, and R. J. Williams. Learning representations by back-propagating errors. *Nature*, 323(9):533–536, 1986.
- [4] S. Samarasinghe. *Neural networks for applied sciences and engineering: from fundamentals to complex pattern recognition*. CRC Press, 2016.
- [5] J. Xu, B. Xu, P. Wang, S. Zheng, G. Tian, and J. Zhao. Self-taught convolutional neural networks for short text clustering. *Neural Networks*, 88:22–31, 2017.
- [6] L. A. Gatys, A. S. Ecker, and M. Bethge. Image style transfer using convolutional neural networks. In *Proceedings of the IEEE Conference on Computer Vision and Pattern Recognition*, pages 2414–2423, 2016.
- [7] W. Chan, N. Jaitly, Q. Le, and O. Vinyals. Listen, attend and spell: A neural network for large vocabulary conversational speech recognition. In *Acoustics, Speech and Signal Processing (ICASSP), 2016 IEEE International Conference on*, pages 4960–4964. IEEE, 2016.
- [8] V. K. Ojha, A. Abraham, and V. Snášel. Metaheuristic design of feedforward neural networks: A review of two decades of research. *Engineering Applications of Artificial Intelligence*, 60:97–116, 2017.
- [9] A. Abraham. Meta learning evolutionary artificial neural networks. *Neurocomputing*, 56:1–38, 2004.
- [10] J. Ilonen, J. Kamarainen, and J. Lampinen. Differential evolution training algorithm for feed-forward neural networks. *Neural Processing Letters*, 17(1):93–105, 2003.
- [11] D. J. Montana and L. Davis. Training feedforward neural networks using genetic algorithms. In *Proc. 11th Int. Joint Conf. Artificial Intelligence*, volume 89, pages 762–767, San Mateo, CA, 1989. Morgan Kaufmann.
- [12] D. Pham and D. Karaboga. *Intelligent optimisation techniques: genetic algorithms, tabu search, simulated annealing and neural networks*. Springer, 2012.
- [13] J. Zhang, J. Zhang, T. Lok, and M. R. Lyu. A hybrid particle swarm optimization–back-propagation algorithm for feedforward neural network training. *Applied mathematics and computation*, 185(2):1026–1037, 2007.
- [14] P. G. Bernardos and G. Vosniakos. Optimizing feedforward artificial neural network architecture. *Engineering Applications of Artificial Intelligence*, 20(3):365–382, 2007.
- [15] Ron Kohavi et al. A study of cross-validation and bootstrap for accuracy estimation and model selection. In *International Joint Conference on Artificial Intelligence*, volume 14, pages 1137–1145. Stanford, CA, 1995.
- [16] J. S. Judd. *Neural network design and the complexity of learning*. MIT press, 1990.
- [17] M. Panella and G. Martinelli. Neural networks with quantum architecture and quantum learning. *International Journal of Circuit Theory and Applications*, 39(1):61–77, 2011.

- [18] A. J. da Silva, T. B. Ludermir, and W. R. de Oliveira. Quantum perceptron over a field and neural network architecture selection in a quantum computer. *Neural Networks*, 76:55–64, 2016.
- [19] A. J. da Silva and R. L. de Oliveira. Neural networks architecture evaluation in a quantum computer. In *6th Brazilian Conference on Intelligent System*, pages 163–168, Uberlândia, MG, 2017. IEEE.
- [20] J. Biamonte, P. Wittek, N. Pancotti, P. Rebentrost, N. Wiebe, and S. Lloyd. Quantum machine learning. *Nature*, 549(7671):195–202, 2017.
- [21] M. Schuld, I. Sinayskiy, and F. Petruccione. The quest for a quantum neural network. *Quantum Information Processing*, 13(11):2567–2586, 2014.
- [22] A. W. Cross, L. S. Bishop, J. A. Smolin, and J. M. Gambetta. Open quantum assembly language. *arXiv preprint arXiv:1707.03429*, 2017.
- [23] C. A. Trugenberger. Probabilistic quantum memories. *Physical Review Letters*, 87(6):067901, 2001.
- [24] C. A. Trugenberger. Quantum pattern recognition. *Quantum Information Processing*, 1(6):471–493, 2002.
- [25] T. Brun, H. Klauck, A. Nayak, M. Rötteler, and Ch. Zalka. Comment on “probabilistic quantum memories”. *Phys. Rev. Lett.*, 91:209801, 2003.
- [26] M. Schuld, I. Sinayskiy, and F. Petruccione. Quantum computing for pattern classification. In *Pacific Rim International Conference on Artificial Intelligence*, pages 208–220. Springer, 2014.
- [27] T. Menneer and A. Narayanan. Quantum-inspired neural networks. *Tech. Rep. R329*, 1995.
- [28] B. Ricks and D. Ventura. Training a quantum neural network. In *Advances in neural information processing systems*, pages 1019–1026, 2004.
- [29] Ian Goodfellow, Yoshua Bengio, Aaron Courville, and Yoshua Bengio. *Deep learning*, volume 1. MIT press Cambridge, 2016.
- [30] F. Pedregosa, G. Varoquaux, A. Gramfort, V. Michel, B. Thirion, O. Grisel, M. Blondel, P. Prettenhofer, R. Weiss, V. Dubourg, J. Vanderplas, A. Passos, D. Cournapeau, M. Brucher, M. Perrot, and É. Duchesnayothers. Scikit-learn: Machine learning in python. *Journal of Machine Learning Research*, 12:2825–2830, 2011.
- [31] L. Prechelt. Proben1: A set of neural network benchmark problems and benchmarking rules. 1994.
- [32] D. Kingma and J. Ba. Adam: A method for stochastic optimization. *arXiv preprint arXiv:1412.6980*, 2014.
- [33] V. Dunjko, J. M. Taylor, and H. J. Briegel. Advances in quantum reinforcement learning. In *2017 IEEE International Conference on Systems, Man, and Cybernetics (SMC)*, pages 282–287, 2017.